

Colorado



Solar Net Metering and Billing FAQ

If you've recently had your solar meters installed or purchased a home with existing solar, you likely have questions. We want to help so we've put together this FAQ in two sections: **Solar Bank Election Form** and **Meters and Billing**.

Solar Bank Election Form

When you install an on-site solar system, the amount of electricity your solar system produces varies throughout the year. In some months, you may produce more electricity than you need and in other months, you'll use more electricity than you produce. If you use more electricity than your solar system produces, we will bill you for net usage.

Your choice on the Solar Bank Election Form during the e-signature process at the end of your solar application or assignment of contract process determines how extra energy will be saved to use later.

Continuous rollover

Any extra energy from your net metered PV system is converted into a dollar credit. These credits can be used anytime you have electric energy charges related to your net metered service. The dollar value of your current bank balance will be displayed on your bill under the Electricity Charges Detail section, labeled as Rollover Bank Dollar Credit. This is a permanent election. You cannot cash out your Rollover Bank, and no credit will be given if you move or stop service. Credits cannot be transferred between Xcel Energy accounts or to a new homeowner if a customer moves.

Waive your decision

You choose to have any extra energy from your net-metered PV system held in a Solar Bank and paid out at the end of the year. If you have extra energy in your solar bank it will move into the next billing cycle until the end of the year. We buy this excess energy at a rate called "average hourly incremental cost of energy" (AHIC) from the previous 12 months. By choosing to waive your decision, you can still make a one-time choice to move to Continuous Rollover Credits at any time during the life of your contract.

A sample copy of the Solar Bank Election Form is available on the next page.



Solar Bank Election Form Example

Colorado



Solar Bank Election Form

The purpose of this form is to allow you to make an election regarding any excess generation your net metered PV system may or may not produce.

The individual listed on the Xcel Energy account for the premise will benefit from any excess generation produced. When a premise changes ownership or a new tenant moves in, the new individual listed on the Xcel Energy account can make an election for excess generation.

Carefully review the options below before making your election. Option A is a permanent election and once chosen, cannot be changed under any circumstances.

You can choose to change your election from Waive to Continuous Rollover at a later date. This change must be made by no later than December 1st for the option to apply to the current year.

Solar Bank Election Options

If no option is chosen below, your account will automatically be set to B) Waive Decision.

A. Continuous Rollover Credits

Any excess generation from your net metered PV system will be multiplied by the prevailing total energy rate (base energy rate plus riders assessed on a per-kWh basis) for the same time period that the Excess Energy was generated, to determine a dollar credit. This credit will then be used to offset charges from your current bill period, except for Service and Facilities charge, and any remaining excess credit will roll over month-to-month, held in a Rollover Bank. These credits can be used anytime you have electric energy charges related to your net metered service. However, you cannot cash out your Rollover Bank, and no credit will be given if you move or stop service. Credits cannot be transferred between Xcel Energy accounts or to a new homeowner if a customer moves.

B. Waive Decision

You choose to waive the decision until a later date. By waiving your decision, you will default to a year end payout. Any excess generation from your net metered PV system will be rolled over month-to-month and held in a Solar Bank. Xcel Energy will cash out your Solar Bank at the end of the year, and send you a check for the excess energy. We buy this excess energy at a rate of the average hourly incremental cost of electricity (AHIC) from the previous 12 months. By choosing to waive your decision, you can still make a one-time choice to move to Continuous Rollover Credits at any time during the life of your contract. For more details, visit xcelenergy.com/Solar.

Historic AHIC amounts:

2018: 1.503¢ **2017:** 1.583¢ **2016:** 1.355¢ **2015:** 1.765¢ **2014:** 2.616¢ **2013:** 2.386¢

I hereby confirm and accept this Reservation Letter and the associated terms:

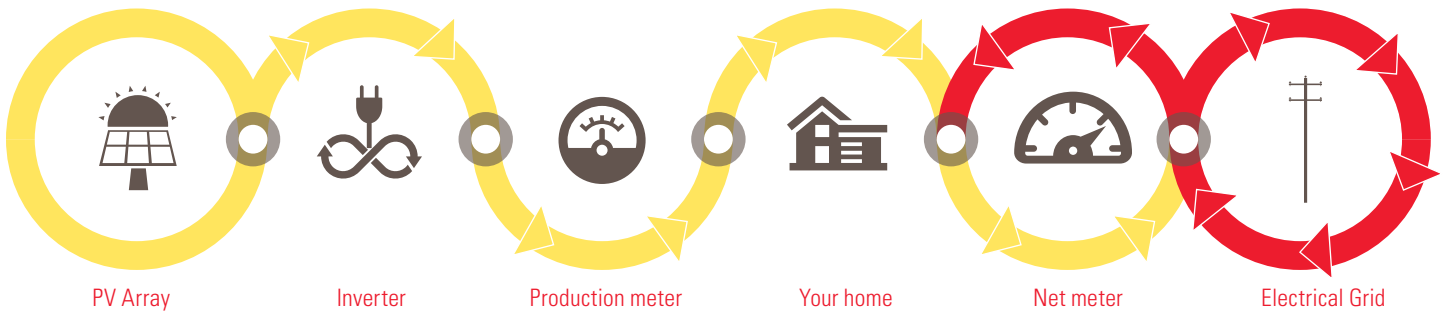
Customer signature _____ Date _____

Xcel Energy reserves the right to recalculate the Solar*Rewards payment if final equipment specifications and installation standards differ from specifications listed above.

Meters and Billing

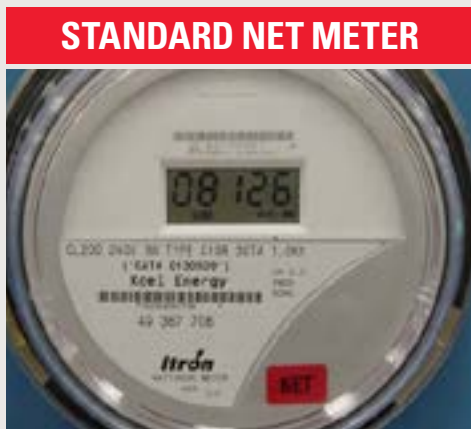
How do you measure the energy I use?

The energy from your panels travels to the inverter then to the production meter.* The energy is then used by your home. The net meter measures electricity as it flows from our grid into your home or business, and when electricity flows from your PV system onto our grid.



Examples of Main Billing Meters

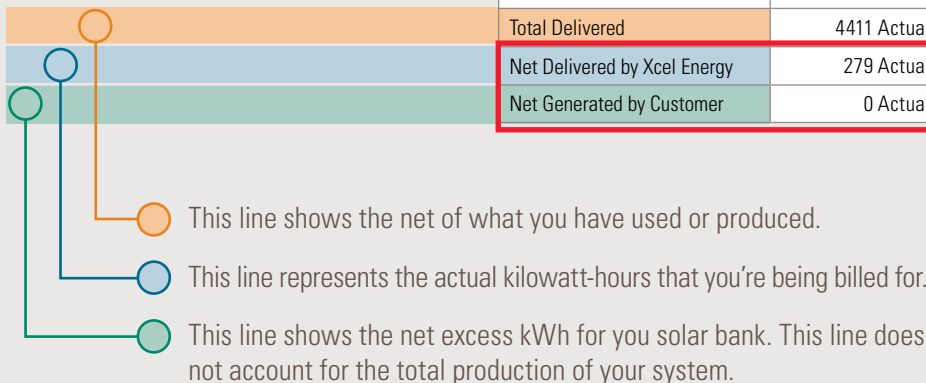
The Main Billing Meter measures electricity as it flows from our grid into your home or business, and when electricity flows from your PV system onto our grid. Xcel Energy installs two types of net meters.* PV Production information is not on the net meter bill.



This net meter rolls backwards when your PV system is generating more electricity than you are using in your home and it rolls forwards when you are pulling electricity into your home from the grid. During a 24 hour time frame this meter has the potential for back and forth motion. At the end of the billing cycle we use the meter reading to send you a net summary of your electric consumption or production.

Standard Net Meter Statement

METER READING INFORMATION			
METER NUMBER : 0000000000		Read Dates: 09-/17/12 – 10/16/12 (29 Days)	
DESCRIPTION	CURRENT READING	PREVIOUS READING	USAGE
Total Delivered	4411 Actual	4132 Actual	279 kWh
Net Delivered by Xcel Energy	279 Actual	Actual	279 kWh
Net Generated by Customer	0 Actual	Actual	0 kWh



Please note:
One of these two readings will always be zero. If you're a net user, Net Generated by Customer will be zero, and if you're a net producer, Net Delivered by Xcel Energy will be zero.

*There are two meters for most PV systems depending on the time of installation. Older systems before early 2011 do not have production meters.

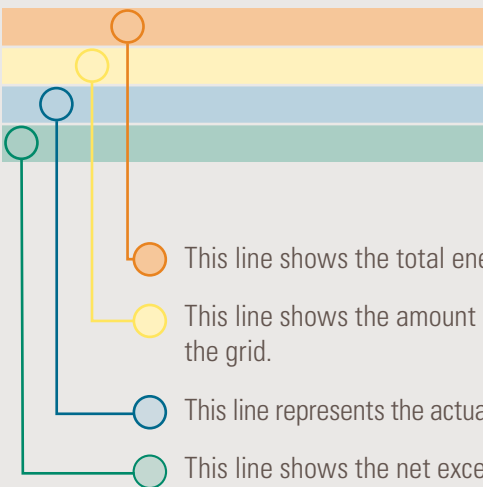
BI-DIRECTIONAL NET METER



This meter separately measures the energy being pulled into your home from the grid and the energy your system is pushing out onto the grid.

Bi-Directional Net Meter Statement

METER READING INFORMATION			
METER NUMBER : 000000000		Read Dates: 12/20/12 – 01/22/13 (33 Days)	
DESCRIPTION	CURRENT READING	PREVIOUS READING	USAGE
Total Delivered by Xcel Energy	37376 Actual	36403 Actual	973 kWh
Total Delivered by Customer	3187 Actual	3148 Actual	39 kWh
Net Delivered by Xcel Energy	934 Actual	Actual	934 kWh
Net Generated by Customer	0 Actual	Actual	0 kWh



- This line shows the total energy you used from the grid.
- This line shows the amount of electricity your system delivered to the grid.
- This line represents the actual kilowatt-hours that you're being billed for.
- This line shows the net excess kWh for you solar bank. This line does not represent PV system production.

Please note:

One of these two readings will always be zero. If you're a net user, Net Generated by Customer will be zero, and if you're a net producer, Net Delivered by Xcel Energy will be zero.

The Net Generated by Customer line will look different based on the solar bank election. A Refund customer will show a month to month cumulative balance. A Rollover customer will show the extra production for only this billing cycle.

BRIDGE METER



This meter can be programmed for several rate options including PV Time of Use. The Bridge Meter Statement is similar to the Standard Net Meter Statement above.

Meter type is not optional.

Xcel Energy metering department assigns meters based on amp rating, service voltage, and rate.

PRODUCTION METER: You may see one of these three meters in use for your production meter

This is a standard meter that determines how many kWh your solar system is producing each month. If you are participating in the Solar*Rewards program then your production meter will also be used to calculate your monthly Renewable Energy Credits (RECs) payments. The Production meter has a separate account number. The monthly statements are sent to the owner of the PV system.

Production Meter Statement

METER READING INFORMATION				
METER NUMBER : 0000000000		Read Dates: 12/20/12 – 01/22/13 (33 Days)		
DESCRIPTION	CURRENT READING	PREVIOUS READING	USAGE	
Total Energy	503 Actual	146 Actual	357 kWh	
ELECTRICITY CHARGES				
DESCRIPTION	USAGE	UNIT	RATE	CHARGE
Sm Prgm Mnthly Rec Pmt	357	kWh	-\$0.00500	\$14.28 CR
Total				-\$14.28 CR

This line shows the total system production for the billing period.

For Solar*Rewards program participants, the monthly REC payment credit is shown here. It is calculated by multiplying Total Energy Used in Kilowatt-hours (kWh) by the REC price (Rate), which is depending on the agreed REC Purchase Contract terms.

Will I still have to pay other electric fees?

As an on-site solar customer, you are not exempt from fees charged to all electric customers, even when you produce more electricity than you use. These fees include, but are not limited to, Service and Facility fees, General Rate Schedule Adjustment (GRSA) and Renewable Energy Standard Adjustment (RESA). Whether you're a residential customer, or a commercial customer, you can find rate information online.

If you need help understanding your bill or production statement, please call **800.824.1688** to speak with an Energy Expert, or send us an email at solarprogram@xcelenergy.com.