SERVICE GUIDE

WISCONSIN | MICHIGAN

Natural Gas and Electric Installation Information for Residential Contractors

REVISED MARCH 2023

Xcel Energy®

TABLE OF CONTENTS

Welcome Developers and Builders 3
What You'll Need to Apply 4
How to Apply for Service 5
How to Apply for Service (Forms) 6
Tips to Help Prepare for your Design Meeting 7
Tips for Keeping Your Project on Track 8
Developer and Builder Site Readiness Checklist 9
Standard and Winter Construction Charges 11
Service Install Requirements 14
Electric Inspection Requirements 15
Natural Gas Inspection Requirements 16
Outdoor Lighting 17
Xcel Energy HomeSmart 18
Residential Electric Vehicle 19
Commercial Electric Vehicle 21
Renewable*Connect and Solar*Connect Community 22
Wisconsin Communities Served by Xcel Energy 23
Michigan Communities Served by Xcel Energy 25

Xcel Energy developed this handbook as a general guideline for residential contractors. Building processes vary by state and not all procedures as stated apply to every region. The information in this guide should not be construed as an exception to standards, regulations and publicly filed tariffs already set forth. It is advised that you consult with your Xcel Energy design representative for complete requirements as they apply to your state. We hope you find this guide helpful and we welcome any suggestions or comments you may have.

Please submit to Builders.Call.Line@xcelenergy.com.

WELCOME DEVELOPERS AND BUILDERS

Xcel Energy has many programs and services designed to help you generate more business. Here are just a few of the advantages of having Xcel Energy as your energy provider.

- Convenience. You'll have just one utility contact for construction of your natural gas/electric services if Xcel Energy is the provider of both services in that area.*
- Joint trenching. Xcel Energy is committed to installing utilities in a joint trench wherever possible. We will work as the coordinator for joint trench utilities in your new developments, including natural gas, electric, cable TV and telephone.*
- Installation of electric/gas distribution and service facilities. Xcel Energy reserves the right to determine the placement of the facilities. In large (acreage) lot developments where the home locations can vary significantly, transformer and secondary facility locations cannot be determined until the specific home sites have been determined. Because of this, Xcel Energy can only install the electric primary cable (backbone system) during the initial installation. Individual transformer and secondary facilities will be installed as home locations are determined. The developer will be charged upfront for the costs of this backbone system installation. When home locations are determined and transformers and secondary facilities are installed, developers may receive a full or partial refund up to their contribution in aid to construction based on the current gas and electric rate books on file with the Public Service Commission. Please work with your project designer to determine these upfront charges.
- It is important that our natural gas and electric facilities are designed to be installed in a safe and accessible location. Your assigned Xcel Energy representative will work with you on a location that meets clearance and installation standards.
- Utility easements will be required. If, in the Company's sole judgement, the Company needs an easement over customer's property in order to furnish service to the customer, the customer shall provide the Company with an easement at no expense to the Company. If, in the Company's sole judgement, the Company needs an easement or easements over property not owned by the customer in order to furnish service to the customer, the customer shall obtain the easement(s) at no expense to the Company. These land rights are needed to support the maintenance and operation of Xcel Energy's facilities and they outline the rights and responsibilities of both Xcel Energy and the landowner in the easement area. Please see the Site Requirements and section 2.10 in the Xcel Energy Standard for Electric Installation and Use for more information.
- Outdoor street lighting. Please apply for street lighting at the time you submit your application for the development and work with your Xcel Energy Outdoor Lighting Coordinator for specific design requirements or to discuss the outdoor lighting requirements for your project.

But the benefits don't stop there! The homeowners who buy homes in your development will appreciate:

- Competitive low-cost natural gas and electricity.
- Convenient payment programs such as Averaged Monthly Payment and Auto Pay.
- The convenience of receiving just one monthly bill in Xcel Energy's natural gas and electric service areas.
- Rebates for installing energy-efficient equipment.

*Single point of contact and joint trenching provided in some areas. Subject to review on a case-by-case basis.

WHAT YOU'LL NEED TO APPLY

The following information will be required for most service requests.

1. **Service Address**
   The address for the location where the work will be done. The address is provided by the local governing authority and will match the inspection release for your new service(s).

   There are options for locations without an official address at the time of submission.

   Please note: It is important to include all unit numbers that have been determined. If not assigned, note the number of units on the application and submit application(s) for each unit once determined.

2. **Billing Address**
   Responsible party for construction purposes and, if different, the responsible party for the energy use after construction. This address may or may not be the same as the service address.

3. **Contact Information**
   Our contact during the planning and construction phases of the project.

   It is important we understand who is responsible for the account once the meter is set as well as the contact for the construction project.

   We will use the primary contact's email address provided in the application to send project updates. If you wish to include others in communication, please specify this on the application.

4. **Service Details**
   Electric and/or natural gas service needs. The load specifications for your service (voltage, phase, amps, BTUs, etc.). You can consult your electrician, plumber or HVAC professional for help with answers you don't know.

5. **Site Plan**
   A hand drawn or professionally illustrated site plan or development plat of your construction site showing the locations of buildings, utility lines, driveways/parking lots, landscaping and sometimes elevation. It's usually provided by a builder, architect, engineer or other contractor engaged with the project.

   Please submit a site plan or development plat with your application. Visit our Site Requirements page to obtain equipment clearances and standards of installation.

6. **Additional Project Needs**
   On top of new electric and/or natural gas service, your project may have additional requirements, such as temporary service or outdoor lighting.

   Please make sure to request additional services at the time of application. Any additional meters, such as an irrigation meter, may require a separate application.

   Learn about additional services offered below.

   Please note: Missing information could potentially delay application processing.

Start, Stop, Transfer FAQ
Get answers to your Start, Stop, Transfer service questions.

HOW TO APPLY FOR SERVICE

Building and Remodeling is our online application tool that offers the quickest and most effective way to apply for new service. Customers who use Building and Remodeling are invited to build an online profile, which makes it easier to create service applications for all services we offer, saving you time.

Building and Remodeling

Use our online portal, Building and Remodeling, to apply for Xcel Energy residential and business service through the Builders Call Line at:

my.xcelenergy.com/BuildingRemodeling/s/Request-Overview

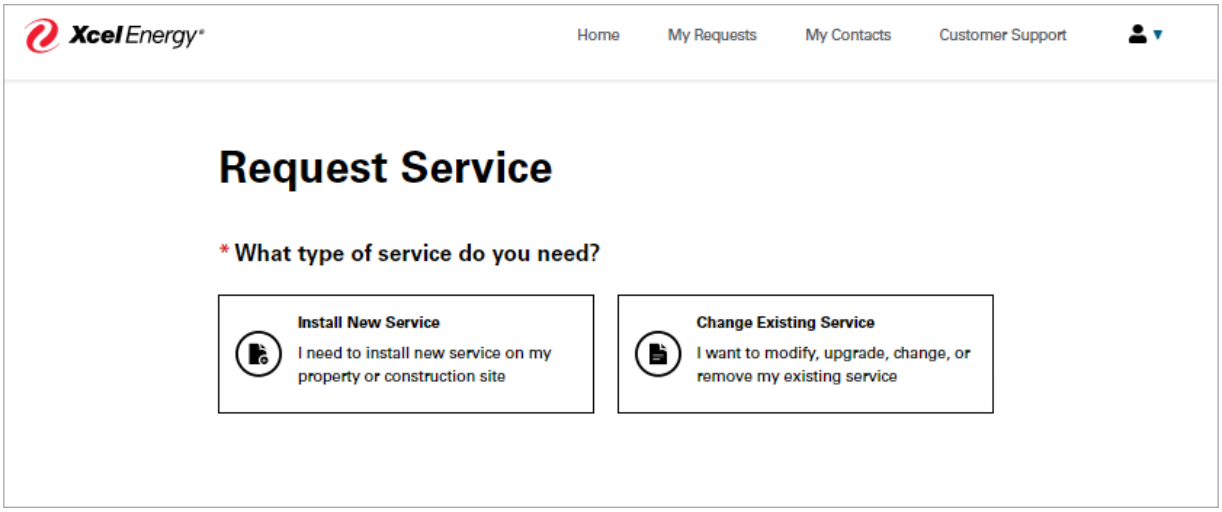

By creating an online profile that can easily be called up every time you need to fill out a service application, the Building Remodeling system streamlines the application process and reduces the overall processing.

We are sure you will find this process easier and more efficient.

Questions? Call the Builders Call Line, Monday through Friday, 7 a.m.-5 p.m. at 800-628-2121 or

Email: Builders.Call.Line@xcelenergy.com

HOW TO APPLY FOR SERVICE (FORMS)

Please make sure to complete the proper application form for your situation and submit your site plans, so we can process your request.

Plat Submittal Form – Use this form if you are developing a new community. Please contact the Builders Call Line at Builders.Call.Line@xcelenergy.com for a copy of this form.

Service Application Form - Residential (PDF) – Use this form if you are renovating or building a residential property.

Service Application Form – Commercial – Use this form if you are renovating or building a commercial development. Please contact the Builders Call Line at Builders.Call.Line@xcelenergy.com.

Service Application Form - Multi-family (PDF) – Use this form if you are renovating or building a multi-family property.

Multiple Dwelling Unit Identification (PDF) – Use this form if you are installing multiple services in a building.

The plans will be forwarded to your Xcel Energy designer for construction design.

Please note: Your Xcel Energy designer will inform you if agreements or contracts must be processed prior to installation.

Our Building & Remodeling teams are ready to help you with every step of your service request. Our goal is to complete your request as safely, efficiently and transparently as possible.

my.xcelenergy.com/BuildingRemodeling/s/Request-Overview.

The Xcel Energy Standard for Electric Installation and Use Manual is located under "Builders/Xcel Energy Standards for Electric Installation and Use." Please use the manual to ensure you are meeting Xcel Energy's standards.

Or if mailing - Mail to:

Xcel Energy
Attn: Builders Call Line
P.O. Box 8
Eau Claire, WI 54702

TIPS TO HELP PREPARE FOR YOUR DESIGN MEETING

Tips to Help Prepare for your Design Meeting:

- Review the Xcel Energy Standard for Electric Installation and Use Manual as well as the Site Requirements, Site Readiness Checklist and the Meter Installation sections of our site.
- Confirm your load or service size needs with all trade partners including electricians, plumbers, etc., supporting your project.
- Provide your site plans and/or one-line diagrams.
- Inform your assigned representative if your project requires temporary service or street lighting design if you have not yet applied for these services.
- Discuss your renewable energy needs, such as solar.
- Discuss any concerns you have regarding landscaping as well as restoration needs.
- Discuss any constraints that may prohibit the placement of natural gas or electric facilities.

Zero Lot Line Builds

Please contact Xcel Energy as soon as possible if your project will be built to property line. While many jurisdictions permit a zero-lot line development, it is still a requirement to leave room for natural gas and/or electric facilities so we can serve your needs. Space for the equipment is required to site the needed gas and electrical equipment and to provide space for our personnel to maintain it. Please see Site Requirements and Section 2.10.1 in the Xcel Energy Standard for Electric Installation and Use for more information.

Other Services Offered

- Outdoor Street Lighting. If your project requires installation of outdoor lighting, please submit an application and work with your assigned Xcel Energy representative on full requirements, restrictions and potential cost.
- Temporary Service. If you need electric or natural gas service for a limited time, either on a construction site or for an event, please see the Xcel Energy Standard for Electric Installation and Use Manual for more information on installation requirements.
- Electric Vehicles. The future of transportation is dramatically changing, and as more electric vehicle options become available, a growing number of customers want to reduce their carbon footprint through the cars they drive. Fueling your car with electricity can reduce emissions. An EV powered with Xcel Energy's electricity is 58% cleaner than a conventional car, and by 2030 it will be 84% cleaner given our goal to reduce carbon emissions from electricity. Reduced maintenance costs saves money on oil changes, tune-ups and parts. Federal tax credits, local vehicle incentives and a growing inventory of used vehicles help make EVs more affordable.

TIPS FOR KEEPING YOUR PROJECT ON TRACK

- **Complete your application.** See the Applying for Service section to find out how and what you need to apply. If your project requires a new meter, it is important that the address on the application matches the address of inspection release. Include your gas and/or electric load needs on the application, so we can size equipment accordingly. You may need to consult with your plumber or electrician to confirm your new load.
- **Provide a Site Plan or Plat of your new project.** Safe and reliable service is our number one priority. To ensure we place our new equipment in the best location, we will need to understand the layout of your project. Make sure to submit a site plan or plat with your application. Visit our Site Requirements and Site Readiness Checklist pages to obtain equipment clearances and standards of installation.
- **Submit payment and contracts.** Your project may require a fee for the installation of new equipment. Be sure to submit payment, signed contracts and signed utility easements, if required. That way, we can schedule the construction of your project. Visit Paying for Construction to see ways you can make a payment.
- **Be "Site Ready."** To begin installation of gas and/or electric facilities, please have your site ready by reviewing the Site Readiness Checklist. This will ensure our crews can safely install new equipment in a timely manner.
- **Be aware of Weather and Digging Moratoriums.** Mud, ice, frost and snow can all delay construction. Depending on the time of year, your project could encounter winter construction charges or be delayed due to mandated digging moratoriums by cities or counties. You will want to work with your local authority to better understand any potential conflicts. Reference additional winter construction information.
- **Get inspected.** Before we can set your new meter, the public authority must submit an approved inspection to Xcel Energy's Builders Call Line. Reference Construction and Inspection to find more information.

DEVELOPER AND BUILDER SITE READINESS CHECKLIST

BE PREPARED FOR YOUR NEW INSTALLATION WITH OUR SITE READINESS CHECKLIST

Getting your project ready for the installation of new services ensures everyone's safety on the site and can help keep your project on track; our crews can't start work until a site meets the site readiness requirements. Use this checklist to make sure your site is ready at the start of installation. If you have any questions about site readiness, please ask your assigned Xcel Energy representative.

- ☐ **Foundation and backfill of structure is complete.**
- ☐ **Major utilities are installed, including sewer and water.** Place water service boxes on the building side of the utility easement to ensure our excavating equipment has proper clearance. If sub-surface drains are to be installed, please install them no less than 48" deep and place the service stub on the building side of the utility easement.
- ☐ **Areas of utility installation are (+/-) six inches of final grade.** To ensure a safe and reliable system, it is important to install our facilities at proper depths and clearances. Please see Customer Responsibility section 2.11 in the Xcel Energy Standard for Electric Installation and Use Manual.
- ☐ **A 10-foot wide path is clear of all obstacles from the meter to the energy source (pole, transformer, pedestal or natural gas service tee). Area must be cleared between the property and right of way.** Please do not landscape, plant trees, install sidewalks and/or paths until the utility installation is completed. Xcel Energy is not responsible for restoring these items if they are in place prior to construction.
- ☐ **Privately owned underground facilities are clearly marked.** Identifying and labeling private lines such as septic systems, drain fields, sprinkler systems, wells, LP gas lines, etc., is very important. Xcel Energy is not responsible for damage to privately owned facilities that are not properly marked by the customer. Xcel Energy will ensure publicly owned facilities are located prior to the start of work. Please see Section 2.11 Customer Responsibility and Section 4.3 Underground service in the Xcel Energy Standard for Electric Installation and Use Manual.
- ☐ **Lot numbers and lot corners are identified and staked, and the address is clearly marked before locates are called in.** Multi-family developments that do not have a true lot number should stake the corner of the buildings.
- ☐ **When applicable, a curb and first layer of blacktop are installed.** Please check with the local public authority on specification of required road base. In all areas of installation (+/-) six inches of final grade are required prior to installation. Please see Section 2.11 Customer Responsibility and Section 4.3 Underground service in the Xcel Energy Standard for Electric Installation and Use Manual.
- ☐ **Where applicable, conduit installed under roadways is staked.**
- ☐ **When practical, conduit is a minimum of five feet from back of curb.** Please see the Site Requirements section on xcelenergy.com/s/Partner-Resources/build-remodel.
- ☐ **Sewer lateral septic location and depth are verified.** Wisconsin and Michigan customers, please complete and submit the Sewer Mitigation Site Sketch to Builders.Call.Line@xcelenergy.com or upload your application. If your sewer location is unknown, an Xcel Energy contractor may need access to the sewer piping in the basement to perform verification.

- **To reduce relocation delays and costs, an Xcel Energy representative will walk the job site prior to starting work to ensure equipment is placed in agreed-upon locations.**
- **For safety reasons it may be necessary to restrict access to the area(s) under construction.**

DEVELOPER AND BUILDER SITE READINESS CHECKLIST

NEW METER SET REQUIREMENTS

- ☐ Xcel Energy Inspection Certificate is sent to the Builders Call Line. Prior to the scheduling of your meter installation, Xcel Energy must receive an approved inspection certificate. Depending on the type of service and state requirements, this may need to be submitted from the local public authority, licensed electrician or Uniform Dwelling (UDC) Inspector where applicable. Please reference the Construction and Inspection section on xcelenergy.com.
- ☐ **Meter location is clearly marked and supports proper clearance requirements.** To prevent delays, make sure you have installed the natural gas fuel line or the electric panel with minimum clearance. Please see Xcel Energy Standard for Electric Installation and Use Manual.
- ☐ **An electric heavy-duty lever bypass (HDLB) meter socket is installed.** Please see section 4.11 Meter Socket in the Xcel Energy Standard for Electric Installation and Use Manual. If you have questions, please call Electric Meter Technical Assistance at 800-422-0782.
- ☐ **Multi-unit dwellings have accurate labeling on meter sockets and corresponding panels as well as natural gas piping.** Labeling must be completed prior to setting the meter(s). Please see sections 4.14.3, 4.14.4 and 4.14.5 in the Xcel Energy Standard for Electric Installation and Use Manual. Wisconsin customers please submit a Multi-Dwelling Identification form to Builders.Call.Line@xcelenergy.com.
- ☐ **Where applicable, a slip sleeve or expansion joint is furnished and installed.** This is required for new and rewired underground residential meter installations and recommended for commercial installations. Please see Section 4.3.5, and drawing SC-30, SC-40, SC-50, SC-90 and TR-10 in the Xcel Energy Standard for Electric Installation and Use Manual.

STANDARD AND WINTER CONSTRUCTION CHARGES

In most cases, Xcel Energy can install services all year. However, you can avoid winter construction charges by having your site ready for service before Oct. 1. The Winter Construction Charges could apply from the timeframe of Nov. 15 through April 30. Winter Conditions include any of the following:

- Six or more inches of frost
- If snow removal or plowing is required to install service
- Burners used to thaw the ground are set at the main or other underground utilities for service installation or;
- Adverse soil conditions exist

The construction crew foreman will determine whether winter conditions exist prior to installing your service. Where severe winter conditions exist, the customer may choose to take temporary service. The designer will provide you with a cost estimate.

If a natural gas main is not available on the side of the street on which you are building, notify Xcel Energy by Oct. 1 so we can make the necessary arrangements to serve you.

Standard installation is considered an installation of a service lateral only.

Gas service laterals are facilities installed from the gas main to the Xcel Energy designated delivery point of connection to the customer's structures. Electric service laterals are underground or overhead secondary voltage conductors from the transformer or the closest underground pedestal to the Xcel Energy designated customer's electric service entrance equipment. Therefore, installation of any necessary additional cable, transformer and/or other equipment is considered non-standard and must be individually priced. Consideration of these charges should be determined prior to lot pricing. Contract the Builders Call Line to find out which electric designer will provide you with a cost estimate.

You may incur additional charges for surface or subsurface conditions that impede the installation of distribution facility.

Tables of charges for each state follow on the next pages.

STANDARD AND WINTER CONSTRUCTION CHARGES

MICHIGAN

	Standard Construction Charges* (See Page 11 for definition of standard installation)	**Winter Construction Charges**** (Subject to charges between 11/15 – 4/30)
Natural Gas	**Standard Service:** No charge up to 60 feet from the property line to the nearest Xcel Energy-designated meter location. **Excess footage over 60 feet:** Actual charges apply beyond 60 feet of service footage. **(Does not include main extensions if necessary.)**	(In addition to basic charges) **Gas Main:** $3/ft. collected up front (may be refunded if conditions don't exist). If severe winter conditions exist, customer pays actual cost of installation plus $400 per individual burner set. **Gas Service:** Flat fee to be determined prior to Winter Construction Season.
Electric	**Standard Service:** No charge up to 200 feet from the nearest distribution facility, transformer, pole or underground pedestal to the nearest Xcel Energy- designated meter location. **Excess footage over 200 feet:** Actual charges apply beyond 200 feet of service footage.	(In addition to basic charges) **Distribution Installation:** $3/ft. collected up front (may be refunded if conditions don't exist). If severe winter conditions exist, customer pays actual cost of installation plus $400 per individual burner set. **Service Installation:** Flat fee to be determined prior to Winter Construction Season.
Joint Trench	**Standard Service:** The same as if natural gas and electricity were installed in separate trenches.	(In addition to basic charges) The same as if natural gas and electricity were installed in separate trenches.

* Basic and winter construction charges are set forth through state-approved rate filings.

** Winter construction charges are subject to change.

STANDARD AND WINTER CONSTRUCTION CHARGES

WISCONSIN

	Standard Construction Charges* (See Page 11 for definition of standard installation)	**Winter Construction Charges**** (Subject to charges between 11/15 – 4/30)
Natural Gas	**Standard Service:** No charge up to 100 feet from the property line to the nearest Xcel Energy-designated meter location. **Excess footage over 100 feet:** $5.61/ft.	(In addition to basic charges) **Gas Main:** $3/ft. collected up front (may be refunded if conditions don't exist). If severe winter conditions exist, customer pays actual cost of installation plus $400 per individual burner set. **Gas Service:** Flat fee to be determined prior to Winter Construction Season.
Electric	**Standard Service:** No charge for a service lateral up to 300 feet from the nearest distribution facility, transformer, pole or underground pedestal to the Xcel Energy designated service location. **Excess footage over 300 feet:** $3.50/ft.	(In addition to basic charges) **Distribution Installation:** $3/ft. collected up front (may be refunded if conditions don't exist). If severe winter conditions exist, customer pays actual cost of installation plus $400 per individual burner set. **Service Installation:** Flat fee to be determined prior to Winter Construction Season.
Joint Trench	**Standard Service:** Same as if natural gas and electricity were installed in separate trenches.	(In addition to basic charges) The same as if natural gas and electricity were installed in separate trenches.

* Basic and winter construction charges are set forth through state-approved rate filings.

** Winter construction charges are subject to change.

SERVICE INSTALL REQUIREMENTS

Natural gas meters and regulators should be at least three feet (measured radially) from any source of ignition, such as electric switches and air-conditioning units. You must also maintain the three-foot distance from doors, windows, vents and air intakes (six feet from a mechanically induced air intake), outside water spigots and garage doors. In areas where city water is not available, the natural gas service line must be a minimum of 15 feet from a water well. Xcel Energy sets meters about six inches above final grade to allow slight changes in grade and landscaping around the meter without interfering with meter mechanisms. Note: Meters cannot be set under a deck or steps. The electric meter must be installed according to all electrical codes and applicable regulations. For joint trenching, both the natural gas and electric meter are preferred to be on the same side of the house.

DRAWING CR-10

CLEARANCE REQUIREMENTS FROM GAS METER

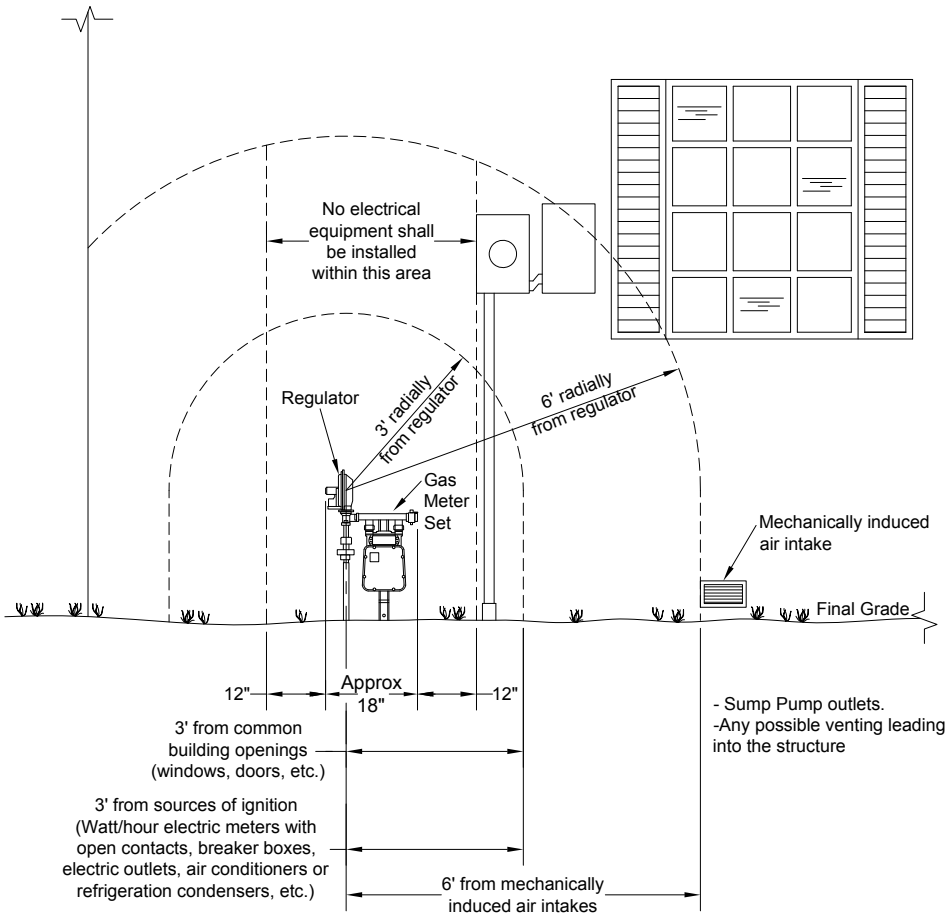

NOTES:

1. Three-foot minimum working clearance from non-electrical obstructions is preferred around gas meter set.
2. Disregard clearances when measuring around corners of structure.
3. See Sections 4.2.1(4), 4.3.1(3), and drawings SC-20, SC-20A and SC-20B for ice and snow shield requirements.
4. Plastic gas services and electric services can be installed in the same joint trench; steel gas services are prohibited from joint trench installation with electric services. Also, gas and electric services shall have a minimum of 12" spacing, whether they are in the same trench or not

Xcel Energy	Issued	Replaces	Drawn by	Approved	File	STANDARD FOR ELECTRIC INSTALLATION AND USE
	Oct-21	Jan-19	DCP		I-7.1	PAGE I-7.1

ELECTRIC INSPECTION REQUIREMENTS

MICHIGAN

In all communities, an electric inspection by a state inspector is required. For the most up-to-date information on electrical inspectors for your area:

- Call **517-241-9320**.
- For an updated list of inspectors by county go to:

michigan.gov/documents/lara/ElectricalInspectorOWSCountySplit_0418_621852_7.pdf

WISCONSIN

The State of Wisconsin requires a Uniform Dwelling Code (UDC) inspection for all newly constructed one- and two-family dwellings in all Wisconsin municipalities. The state has successfully contracted with certified inspection agencies for all municipalities that do not have municipal or county enforcement. For an inspection coverage map and a current list of delegated municipalities and their enforcement status—municipal, county or state—visit dsps.wi.gov/Pages/Programs/UDC/Default.aspx.

Per 101.865 of the Wisconsin statutes, you may not energize an electrical service without either an inspection certificate (or other release) issued by the "recognized" inspector or, if there is no inspector, a compliance statement signed by the installer. Compliance with the first part of this provision for any new dwelling is appreciated so that everyone in turn will comply with the UDC.

Note that state inspection agencies are only recognized (i.e., authorized) to enforce the UDC for new dwellings starting Jan. 1, 2005. Their authority does NOT include the following:

1. **Alterations or additions to existing dwellings.**
2. **The installation of manufactured (mobile) homes regulated by the federal government.**
3. **Dwellings that were issued a Wisconsin (UDC) Administrative Building Permit prior to Jan. 1, 2005 and had their footings and foundations completed within two years of permit issuance.**
4. **Dwellings that have had their footings and foundations completed prior to Jan. 1, 2005.**
5. **Commercial building, agricultural buildings or residential outbuildings.**

For the most up-to-date information on commercial electrical inspectors for your area (including inspection coverage map and a current list of delegated municipalities), visit dsps.wi.gov/Pages/Programs/ElectricalLighting/Default.aspx.

Effective April 1, 2014 per Wisconsin Statute 101.862, no person may engage in installing, repairing or maintaining electrical wiring unless the person is licensed as an electrical contractor by the State of Wisconsin. Xcel Energy requires the use of the Xcel Energy Electric and Gas Inspection Certificates.

Obtain the most recent Electric Inspection Certificate at:

- **WI-MI-Electric-Inspection-Certificate.pdf (xcelenergy.com)**.
- Contact the Builders Call Line at **800-628-2121** or **Builders.Call.Line@xcelenergy.com**.

NATURAL GAS INSPECTION REQUIREMENTS

To learn about local communities' inspection requirements for your area, contact your local gas inspector. Or, visit xcelenergy.com/s/Partner-Resources/build-remodel/construction for an updated list of Gas Inspection Requirements and a list of Gas and Electric communities served.

Prior to scheduling of your meter installation, an approved Inspection Certification must be sent to Xcel Energy at Builders.Call.Line@xcelenergy.com. You may download the most recent WI/MI Natural Gas Inspection Certificate, or contact the Builders Call Line at **800-628-2121** or Builders.Call.Line@xcelenergy.com for a copy.

MICHIGAN AND WISCONSIN

Xcel Energy will begin to install orange tags on newly installed residential natural gas meter sets. The tag will be attached with a wire lock or equivalent to the outlet valve (a), downstream of the meter. The outlet valve will allow homebuilders and their representatives the ability to introduce natural gas into the home without having to operate the inlet valve (b), which is owned and operated by Xcel Energy.

The orange tag, which will need to be removed to introduce natural gas into the home, will remind homebuilders and representatives of the steps required before introducing natural gas, including the need to ensure all appliances are correctly rated for delivery pressure.

Only Xcel Energy is authorized to unlock and operate the inlet valve (b).

Once the customer-owned fuel line has passed the appropriate inspections, and those inspection records have been provided to Xcel Energy Builders Call line, Xcel Energy will unlock the inlet valve (b) and place an orange tag at outlet valve (a) typically 48 hours after receiving a complete inspection record.

In some instances, the inlet valve (b), will be closed and physically locked off for safety measures or if an outlet valve (a), is not installed. In these situations, to unlock the inlet valve and introduce natural gas, the homebuilder will need to contact Xcel Energy at the number indicated on the orange tag (800-628-2121).

Natural gas meter unlock process

- Verify that you have met the appropriate inspection requirement for your area.
- For all gas meters, only Xcel Energy may unlock or operate the inlet valve (b). Contact Xcel Energy to unlock, open or close the gas meter inlet valve (b), as shown below.
- When available, authorized heating contractors or gas inspectors may operate the gas meter outlet valve (a), only after meeting the appropriate installation and inspection requirements.

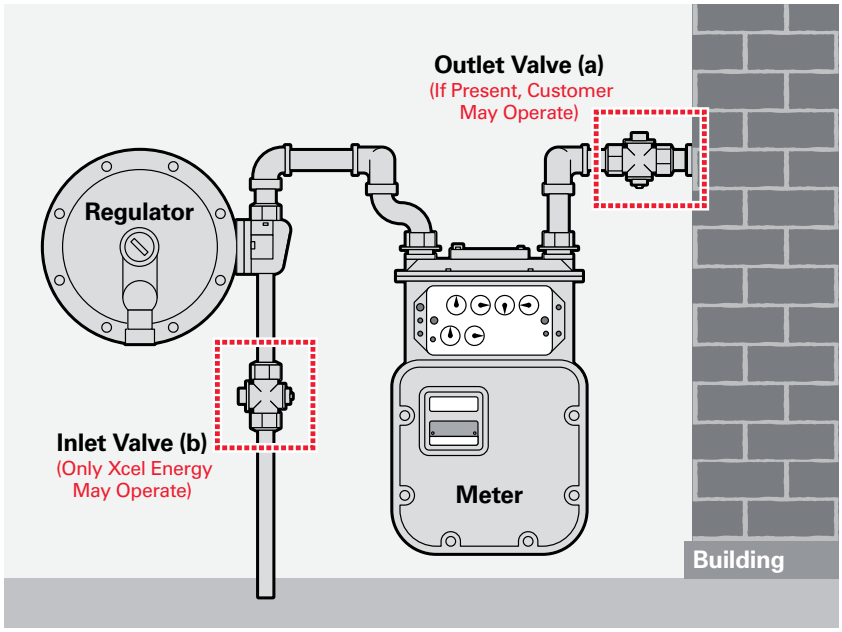

If you require the inlet valve (b) to be unlocked, opened or closed, please call the Builders Call Line at **800-628-2121**.

Example of orange tag



OUTDOOR LIGHTING

Submit your application for your new development.

Upon receiving your completed application form, an Xcel Energy design representative will contact you to review your project. The design representative will identify your gas, electric and outdoor lighting opportunities as well as costs and contractual requirements.

For questions or concerns regarding Outdoor Lighting email OutdoorLighting@xcelenergy.com.

Your outdoor lighting options:

Option 1: (Xcel Energy Owned and Maintained)

Xcel Energy streetlights in Wisconsin and Michigan can be installed under Company Owned LED Street Lighting or Maintenance Option (25 year maintenance contract) rate. Contact your Project Coordinator at outdoorlighting@xcelenergy.com to determine the rate and lighting options for your project.

Xcel Energy installed, owned and maintained outdoor lighting. Xcel Energy crews will work with you on the installation and once completed will bill either the city or homeowner's association a flat rate lease amount for energy and maintenance.

- If you choose to have Xcel Energy install your street lighting, your design representative will work with you on street lighting locations and order materials. They will also work with you to determine your site ready date and coordinate the installation of your outdoor lighting in conjunction with the joint trench installation of utilities (gas, electric, cable and telephone) in the boulevard.
- Xcel Energy outdoor lighting maintenance for company-owned equipment includes a maintenance package on all aspects of the streetlighting system. Included in the monthly streetlight fee is:

- ☐ Flat rate energy
- ☐ Fixture replacement
- ☐ Wiring
- ☐ Pole replacement
- ☐ Replacement of all broken or damaged glassware
- ☐ Replacement of all failed ballasts
- ☐ Replacement of all failed starters
- ☐ Replacement of all failed photoelectric controls
- ☐ Replacement of failed fuses

Note: Many cities maintain standard lighting requirements on public roadways. It is your responsibility to refer to your city developer's agreement or contract the city to confirm their outdoor lighting requirements.

Option 2: (Customer Owned and Installed)

Vendor-installed/customer-owned with no maintenance program—metered.

Xcel Energy no longer offers partial maintenance of customer-owned and installed streetlights, including streetlight above traffic signals. All new customer-owned and maintained street light systems, must be metered and have a customer-installed disconnect cabinet.

The vendor will also have to apply for service for the new streetlight system at Building and Remodeling.

During the design phase, an Xcel Energy designer will work with the vendor to get the locations of the transformers and to identify metered feed point locations. Once construction is completed and the Builders Call Line has received the inspection affidavit, an electric meter will be set.

Note: Many cities maintain standard lighting requirements on public roadways. It is your responsibility to refer to your city developer's agreement or contact the city to confirm their outdoor lighting requirements.

XCEL ENERGY HOMESMART

Our HomeSmart plans provide coverage options for your maintenance and system repair needs. Our HomeSmart plan is available to select customers in Eau Claire, Hudson and La Crosse who have both electric and natural gas service from Xcel Energy.

Appliances available for coverage:

HEATING & COOLING
Furnace
Boiler
Central AC
Evaporating cooling
Water heater (standard)
Heat pump
Air handler

Coverage options

Preventive maintenance: Annual tune-up service to ensure appliances are operating safely and efficiently. Customers can choose a furnace/boiler **OR** AC/heat pump; with water heater included for $9.95/month, or a furnace/boiler **AND** AC/heat pump; water heater included for $19.90/month for one year.

Electronics surge protection: Covers the repair or replacement of home electronics if damaged by an electrical surge for $4.95/month (up to $2,000 per year).

Interior gas line: Covers your interior gas lines from the point where utility responsibility stops. Protection covers repairs to the gas pipes, valves fittings and connectors for $6.95/month (up to $3,500 per year).

Interior electrical wiring: Covers your interior electrical lines, including the panel and wiring to the switch, outlet or junction box for $6.95/month (up to $3,500 per year).

So, why should I enroll

Our HomeSmart plans offer maintenance on your heating and cooling equipment and repairs on your gas and electric wiring. Think of it as a back-up when your systems stop running and appliances need maintenance.

How it works

1. Your covered appliance needs maintenance.
2. You contact us to schedule an appointment.
3. We send out a skilled technician.
4. Problem fixed!

*Additional information such as the terms and conditions of coverage is accessible online at xcelenergy.com/HomeSmart or call **866-837-9762**.

RESIDENTIAL ELECTRIC VEHICLE

GET PLUGGED IN

More than a new way to drive, a better way to drive

With the growth of clean energy, the future of sustainable living is becoming a reality in your home, at businesses and now on the road. Fueling your car with electricity can be a fresh approach to driving, and Xcel Energy supports your electric vehicle (EV) goals by offering low-cost pricing and renewable energy options. You're in the driver's seat, and we want to empower you with the information you need to drive electric.

There's an EV that's right for you

To make it easier to find the EV option that's best for you, visit https://wi.my.xcelenergy.com/s/our-commitment/ev-vision to start exploring EV options, calculating carbon emissions reductions and fuel cost savings and learn how easy it is to charge an EV.

Get to know EV types

When shopping for an EV, there are two main categories of plug-in electric vehicles to consider: plug-in hybrid electric vehicles (PHEVs), or all-electric vehicles, also known as battery electric vehicles (BEVs).

PLUG-IN EVS



All-electric EV
All-electric vehicles are also known as battery electric vehicles (BEVs). BEVs are powered solely by electricity. When the battery depletes, it is recharged using electricity from a charging station.



Plug-in hybrid EV
Plug-in hybrid electric vehicles (PHEVs) can operate on electric battery power as well as on gasoline. When the electric battery depletes, the gasoline-powered engine turns on.

Top three reasons to drive electric

1. Cost savings that add up

- With our low, off-peak prices, driving electric equates to spending less than $1 per gallon of gasoline.
- Federal tax credits and local vehicle incentives help make EVs more affordable.
- Reduced maintenance costs with EVs saves you money on oil changes, tune-ups and other standard maintenance.



2. Your options keep growing

- With manufacturers making more EV models and more used EVs becoming available, you have a wider selection which helps create more competitive pricing.
- While 80% of charging happens at home, public charging options are increasing in retail locations, town centers and freeway corridors.
- EV drivers will tell you EVs are smooth shifting, quiet and offer an invigorating driving experience.

RESIDENTIAL ELECTRIC VEHICLE

3. A clean break for our environment

- Fueling your car with electricity can reduce emissions.
- When you enroll in one of Xcel Energy's renewable energy programs, you can drive with up to 100% renewable energy.

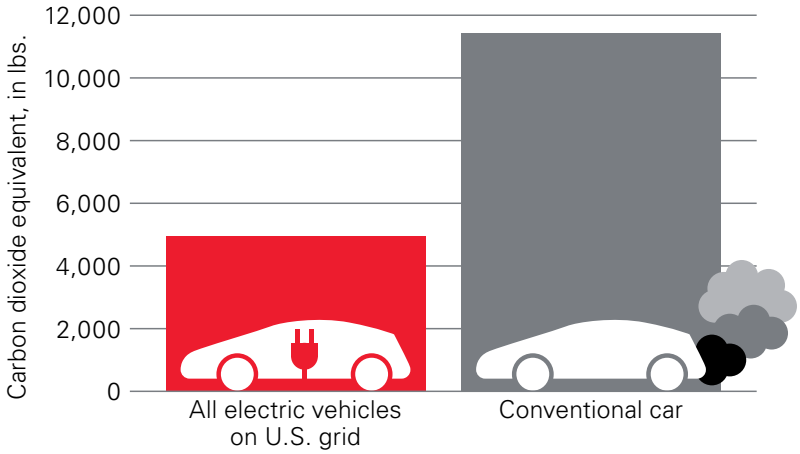

National averages as reported at www.afdc.energy.gov/afdc/vehicles/electric_emissions.php

Getting charged up

You can charge at home and on the go. Plugging in to fuel your EV is as simple as it sounds. We can help you get set to ensure you're ready to fuel at home or on the road.

Interested in a convenient, low-cost Level 2 home charging option? Learn more about EV Accelerate At Home.

Level 1 Charger – Basic home charging

- Included with EV purchase, often at no extra cost.
- 120-volt cord plugs into a standard wall outlet, dedicated circuit recommended.
- Can provide around four to six miles of range for every hour charging.
- If you drive 50 miles a day or less in a typical day, charging overnight with a Level 1 charger is a great option.

Level 2 Charger – faster, more convenient home charging

- Purchased separately from most EVs, best-selling models cost $500 - $800.
- Requires dedicated 208/240-volt service.
- An electrician is required to set up electrical wiring for a new outlet or breaker — and service panel upgrade if necessary.
- Can provide 25 - 40 miles of range for every hour of charging.
- If you commute more than 50 miles a day, or need the flexibility to charge up at home quickly, you may want to investment in a Level 2 charger.

Level 3 DC Fast Charger – quick charging away from home

- Typically used for public charging.
- Not for plug-in hybrids or certain battery-electric vehicles.
- Typically requires 480-volt service.
- Can provide up to 40 miles of range for every 10 minutes of charging.

EV charging plans to suit your lifestyle

When you become an EV driver, you may pay more attention to electric prices — and your energy usage — to get that extra savings over gasoline. Choose from the electric pricing plans we have available to suit your lifestyle and charging needs.

To choose the best plan for you, visit ev.xcelenergy.com/Home-Charging-Advisor.

Fuel up with clean energy

Currently, over half of the energy produced in the Upper Midwest is carbon free. If you're interested in 100% carbon-free driving, an easy way to feel good about reducing emissions is to fuel up with renewable energy.

Visit xcelenergy.com/Renewables find renewable energy programs in your area.

We're here to help

Our electric vehicle advisors can answer questions and guide you to the right pricing plan and charger installation options. If you would like to speak to us about pricing or installation, email us at ElectricVehicles@xcelenergy.com or call **800-895-4999**.

For more details and useful information, visit ev.xcelenergy.com.

COMMERCIAL EV SOLUTIONS

WISCONSIN

How to get started. Click here to visit our website and to connect with an advisor.

	EV INFRASTRUCTURE SERVICES	FLEET ELECTRIFICATION ADVISORY
Best for	Communities and businesses ready to install an EV charging infrastructure for: • Fleet EV charging • Public EV charging for customers • Employee charging • Multifamily charging for tenants and guests • All community charging needs	Any business or organization ready to develop an electrification plan for their fleets, including EV procurement, infrastructure needs and project optimization.
How it works	Customer chooses one of three flexible options: 1. Full-service option: Xcel Energy installs the EV supply infrastructure and EV chargers for a monthly fee. 2. EV infrastructure-only option: Xcel Energy installs the EV supply infrastructure, and you install your Xcel Energy approved EV chargers. 3. EV charger-only option: You have the EV infrastructure and would like Xcel Energy to install and maintain the EV charging equipment for a monthly fee.	Our free advisory services and data-driven assessments of EV fleet opportunities and charging infrastructure options begins with a discovery meeting. We'll help you determine the best path toward meeting your goals and objectives. If an assessment is the first step, we'll match you with our analysis provider, Sawatch Labs, to get you started collecting data. Once you have results, we will guide you to next steps and introduce you to our EV supply infrastructure program to begin designing and building your make-ready infrastructure and charging station installations.
Participant benefits	• An Xcel Energy advisor to guide you through the process of accessing your charging needs and planning execution. • If you choose Xcel Energy-installed EV charging infrastructure, we will own and maintain the EV charging infrastructure up to the charging port—including new service panels, conduit and wiring up to the charger stub. • If you choose Xcel Energy-owned chargers, we will install and maintain the chargers for the life of the equipment.	• Assessment of EV opportunities and charging infrastructure needs. • Access to actual vehicle and real-time fleet data. • Online planning tool that includes latest EV models, customizable financial analytics and GPS data for infrastructures needs. • Infrastructure advisory and cost estimates based on site needs • Data-driven analysis of charging and EV usage. Development of strategies to keep costs low and drive the best return on investment.
Eligibility	• Your organization is a business customer of Xcel Energy in Wisconsin. • You receive electric service at secondary voltage (most common) rather than primary voltage. If not, you agree to Xcel Energy installing a dedicated meter for EV charging. • You agree to install a minimum of four charging ports per site, or a minimum of 50 kW of charging capacity on a dedicated service with the primary purpose of charging EVs. • If you install your own chargers, you will select a charger model from our pre-selected EV charger options. • You or your property owner can grant land rights for EV infrastructure or equipment installation.	• Potential charging station options are located within Xcel Energy's electric service territory. • Existing fleet includes five or more light duty vehicles and used for commercial work or for distributing services or products. • Participants have plans to procure EVs and install charging infrastructure within the next year. • Participants agree to install telematics equipment and share assessment data for collaboration with Xcel Energy's team to find a customized solution.
Vehicle or charging port minimums	Four charging ports per site or a minimum of 50 kW of charging capacity on a dedicated service.	For assessments, a minimum of five on-road fleet vehicles that provide routine services.
Charging equipment options	Two choices available: • Xcel Energy-provided charging station (includes installation and maintenance) for a monthly fee, or, • You procure your own charging equipment from a prequalified list.	Not applicable at this stage of your electrification process.

Option 1: Xcel Energy installs the EV supply infrastructure** and EV chargers.
Option 2: Xcel Energy installs the EV supply infrastructure** and you install your Xcel Energy approved EV chargers.
Option 3: You have the EV infrastructure and would like Xcel Energy to install and maintain the EV charging equipment for a monthly fee.

**May require upfront cost

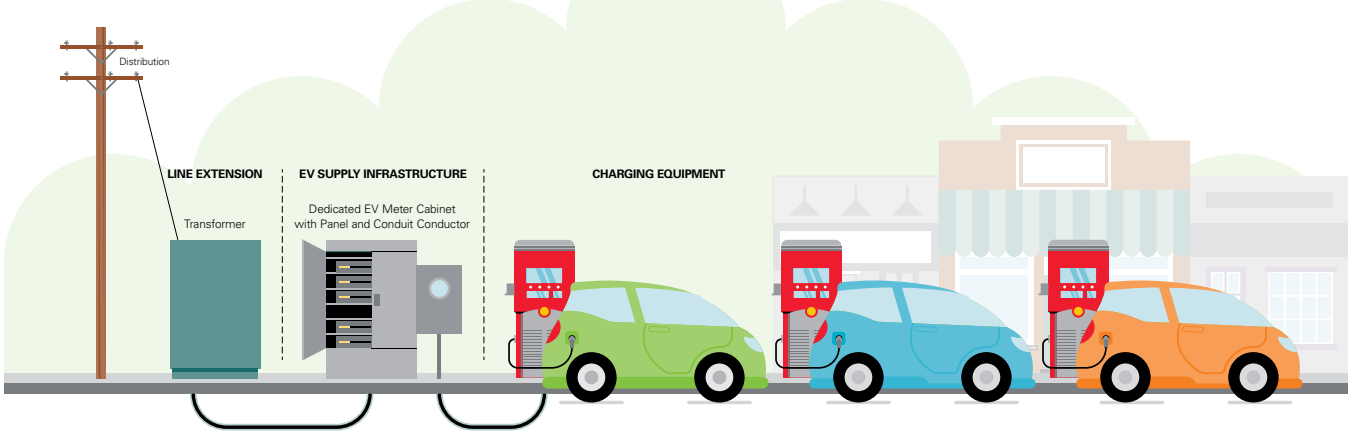

RENEWABLE* CONNECT® AND SOLAR*CONNECT COMMUNITY®

Clean energy that's affordable and easy.

We understand how important clean energy is. In fact, the reliable energy you receive is already more than 60% renewable and carbon free. However, some customers want more. That's why we're proud to offer Renewable*Connect to both our Wisconsin and Michigan customers, as well as Solar*Connect Community. Solar*Connect Community is currently fully subscribed but available to our Wisconsin customers as space permits. Benefits include:

- Dedicated, additional clean solar energy
- Affordable and competitive pricing
- Flexible subscription sizes
- No equipment to install
- Easy enrollment

Learn more about these renewable energy opportunities: Renewable Energy (xcelenergy.com)

WISCONSIN COMMUNITIES SERVED BY XCEL ENERGY

Abbotsford	E
Adams	E
Agenda	E
Albion	E
Alden	E
Alma	E
Alma Center	E
Almena	E
Altoona	EG
Amery	E
Anderson	E
Angelo	E
Anson	E
Apple River	E
Arland	E
Ashland	EG
Athens	E
Atlanta	E
Auburn	E
Augusta	E
Baldwin	E
Bangor	E*
Barksdale	EG
Barre	EG
Barron	E*
Barronett	E
Bashaw	E
Bass Lake	E
Bay City	E
Bayfield	EG
Bayview	EG
Bear Lake	E
Beaver	E
Beaver Brook	E
Bell	E
Belvidere	E
Bergen	E
Bern	E
Big Bend	E
Big Falls	E
Birchwood	E
Blair	E
Bloomer	E*
Bluff Siding	E
Bone Lake	E
Boulder Junction	E
Boyceville	E
Boyd	E
Bridge Creek	E
Brighton	E
Brockway	E
Bruce	E
Brunswick	EG
Buffalo	E
Buffalo City	E
Burns	E
Burnside	E
Butternut	EG
Cable	E
Cady	E
Caledonia	E
Cameron	E
Campbell	EG
Canton	E
Carey	EG
Cashton	E
Catawba	E
Cedar Lake	E
Chaseburg	E
Chelsea	E
Chetek	E
Chippewa Falls	EG
Christiana	E
Clayton	E
Clear Creek	E
Clear Lake	E
Cleveland	E
Clifton	E
Clinton	E
Clover	E
Cochrane	E
Colby	E
Colfax	E
Conrath	E
Cooks Valley	E
Coon	E
Coon Valley	E
Cornell	E*
Couderay	E
Crystal Lake	E
Cumberland	E
Curran	E
Curtiss	E
Cylon	E
Dallas	E
De Soto	E
Deer Park	E
Delmar	E
Dewey	E
Dodge	E
Dorchester	E
Downing	E
Doyle	E
Drammen	E
Dresser	E
Drummond	E
Dunn	E
Durand	E
Eagle Point	EG
Eaton	E
Eau Claire	EG
Eau Galle	E
Edgewater	E
Edson	E
Eileen	EG
Eisenstein	EG
El Paso	E
Eleva	E
Elk	EG
Elk Mound	EG
Ellsworth	E
Elmwood	E
Emerald	E
Emery	E
Erin Prairie	G
Ettrick	E
Evergreen	E
Fairchild	E
Fall Creek	EG
Farmington	E
Fifield	EG
Flambeau	E
Ford	E
Forest	E
Fort McCoy	G
Foster	E
Fountain City	E
Frankfort	E
Freeman	E
Fremont	E
Gale	E
Galesville	E
Garden Valley	E
Garfield	E
Genoa	E
Georgetown	E
Gilman	E
Gingles	EG
Glen Flora	E
Glencoe	E
Glenwood	E
Glenwood City	E
Glidden	EG
Goetz	E
Gordon	E
Grand View	E
Grant	E
Granton	E
Green Grove	E
Greenfield	EG
Greenwood	E
Grow	E
Gurney	E
Hackett	E
Hale	E
Hallie	EG
Halsay	E
Hamburg	E
Hamilton	E
Hammond	E
Harmony	E
Hartland	E
Haugen	E
Hawkins	E
Hay River	E
Hayward	E
Hill	EG
Hixton	E
Hoard	E
Holland	EG
Holman	EG
Holton	E
Howard	E
Hudson	EG
Hughes	G
Hull	E
Hurley	EG
Independence	E
Ingram	E
Iron River	EG
Isabelle	E
Jacobs	EG
Jefferson	E
Johnson	E
Johnstown	E
Kelly	E
Kennan	E
Keystone	E
Kimball	EG
Kinnickinnic	EG
Knapp	E
Knight	E
Knox	E
La Crosse	EG
La Pointe	E
Ladysmith	E
Lafayette	EG
Lake	EG
Lakeland	E
Lawrence	E
Lenroot	E
Leon	E
Lima	E
Lincoln	EG
Little Black	E
Little Falls	E
Long Lake	E
Longwood	E
Loyal	E
Lublin	E
Lucas	E
Luck	E
Lynn	E
Lynne	E
Maiden Rock	EG
Manitowish Waters	E
Maple Grove	E
Maple Plain	E
Marengo	E
Marshall	E
Mason	E
Mayville	E
McKinley	E
Medary	EG
Mellen	EG
Melrose	E
Melvina	E
Menomonie	EG
Mentor	E
Mercer	E
Mondovi	E
Montana	E
Montreal	EG
Morse	EG
Namekagon	E
Naples	E
Neillsville	E
Nelson	E
New Auburn	E
New Haven	E
New Lyme	E
New Richmond	EG
North Bend	E
North Hudson	EG
Northfield	E
Norwalk	E
Oak Grove	E
Ogema	EG
Oma	E
Onalaska	EG
Orienta	E
Osceola	E
Osseo	E
Otter Creek	E
Oulu	E
Owen	E
Park Falls	EG
Peeksville	E
Pence	EG
Pepin	E
Phillips	EG
Pigeon	E
Pigeon Falls	E
Pine Valley	E
Pleasant Valley	G
Plum City	E
Port Wing	E
Portland	E
Prairie Farm	E

KEY: E = Electric; G = Gas; U = Unincorporated; * = Wholesale

NOTE: In some cases, Xcel Energy does not serve the entire community.

WISCONSIN COMMUNITIES SERVED BY XCEL ENERGY

Prairie Lake	E	Russell	EG	Spring Field	E	Taylor	E	Waubeck	E
Prentice	EG	Salem	EG	Spring Lake	E	Thornapple	E	Waumandee	E
Prescott	E	Sanborn	EG	Spring Valley	E	Thorp	E	Wells	E
Preque Isle	E	Sand Creek	E	Springfield	E	Tilden	E	West Salem	E
Preston	E	Sand Lake	E	St. Croix Falls	E	Tiffany	E	Westboro	EG
Red Cedar	G	Sarona	E	St. Joseph	E	Tony	E	Weston	E
Red Creek	E	Saxon	EG	Stanfold	E	Trego	E	Weyerhauser	E
Reseburg	E	Seymour	EG	Stanley	E	Trempealeau	E*	Wheatland	E
Rib Lake	EG	Shanagolden	E	Stanton	EG	Trenton	E	Wheaton	EG
Rice Lake	E*	Shelby	EG	Star Prairie	EG	Trimbelle	E	Wheeler	E
Richland	E	Sheldon	E	Sterling	E	Tripp	E	White River	E
Richmond	EG	Shell Lake	E	Stetsonville	E	Troy	EG	Whitehall	E
Ridgeland	E	Sheridan	E	Stevenstown	E	True	E	Wien	E
Ridgeville	E	Sherman	E	Stinnett	E	Turtle Lake	E	Wilson	E
Rietbrock	E	Sigel	E	Stockholm	E	Union	EG	Winchester	E
River Falls	E	Sioux Creek	E	Stoddard	E	Unity	E	Wissota	EG
Roberts	E	Somerset	E	Stone Lake	E	Vance Creek	E	Withee	E
Rock Elm	E	Somo	E	Strickland	E	Viroqua	E	Woodmohr	E
Rockland	E	South Fork	E	Strum	E	Warner	E	Woodville	E
Roosevelt	E	Sparta	E	Stubbs	E	Warren	E	Worcester	EG
Round Lake	E	Spencer	E	Sumner	E	Washburn	EG	Worden	E
Ruby	E	Spooner	E*	Taft	E	Washington	EG	York	E
Rush River	E	Spring Brook	E	Tainter	EG	Waterville	E		

Communities Served: (xcelenergy.com)

KEY: E = Electric; G = Gas; U = Unincorporated; * = Wholesale

NOTE: In some cases, Xcel Energy does not serve the entire community.

MICHIGAN COMMUNITIES SERVED BY XCEL ENERGY

Bergland Twp	EG	Bessemer Twp	EG	Ironwood	EG	Marenisco Twp	E	Wakefield	EG*
Bessemer	EG	Erwin Twp	E	Ironwood Twp	EG	McMillan Twp	EG	Wakefield Twp	EG

Communities Served: (xcelenergy.com)

KEY: E = Electric; G = Gas; U = Unincorporated; * = Wholesale

NOTE: In some cases, Xcel Energy does not serve the entire community.

© 2023 Xcel Energy Inc. IXcel Energy is a registered trademark of Xcel Energy Inc. I 23-02-416