



# SERVICE GUIDE

MINNESOTA | NORTH DAKOTA | SOUTH DAKOTA

**Natural Gas and Electric Installation  
Information for Residential Contractors**

REVISED AUGUST 2023



# TABLE OF CONTENTS

Table of Contents	i
Welcome Developers and Builders	3
What You'll Need to Apply	4
How to Apply for Service	5
How to Apply for Service (Forms)	6
Tips to Help Prepare for your Design Meeting	7
Tips for Keeping Your Project on Track	8
Developer and Builder Site Readiness Checklist	9
Standard and Winter Construction Charges	11
Service Install Requirements	15
Electric Inspection Requirements	16
Natural Gas Inspection Requirements	17
Outdoor Lighting	19
HomeSmart from Xcel Energy - Minnesota and North Dakota	20
HomeSmart from Xcel Energy - Sioux Falls, SD	21
Residential Electric Vehicle	22
Commercial Electric Vehicle	24
Solar*Rewards Program	25
Solar*Rewards Community	27
Minnesota Communities Served by Xcel Energy	28
North Dakota Communities Served by Xcel Energy	31
South Dakota Communities Served by Xcel Energy (electric only)	32

Xcel Energy developed this handbook as a general guideline for residential contractors. Building processes vary by state and not all procedures as stated apply to every region. The information in this guide should not be construed as an exception to standards, regulations and publicly filed tariffs already set forth. It is advised that you consult with your Xcel Energy design representative for complete requirements as they apply to your state. We hope you find this guide helpful, and we welcome any suggestions or comments you may have.

Please submit to [Builders.Call.Line@xcelenergy.com](mailto:Builders.Call.Line@xcelenergy.com).

# WELCOME DEVELOPERS AND BUILDERS

Xcel Energy has many programs and services designed to help you generate more business. Here are just a few of the advantages of having Xcel Energy as your energy provider.

- Convenience. You'll have just one utility contact for construction of your natural gas/electric services if Xcel Energy is the provider of both services in that area. \*
- **Joint trenching.** Xcel Energy is committed to installing utilities in a joint trench wherever possible. We will work as the coordinator for joint trench utilities in your new developments, including natural gas, electric, cable TV and telephone.\*
- Installation of electric/gas facilities and distribution. Xcel Energy reserves the right to determine the placement of the facilities. In large (acreage) lot developments where the home locations can vary significantly, transformer and secondary facility locations cannot be determined until the specific home sites have been determined. Because of this, Xcel Energy can only install the electric primary cable (backbone system) during the initial installation. Individual transformer and secondary facilities will be installed as home locations are determined. The developer will be charged upfront for the costs of this backbone system installation. When home locations are determined and transformers and secondary facilities are installed, developers may receive a full or partial refund on their initial payment based on the construction allowance and the associated revenues. Please work with your project designer to determine these upfront charges.
- It is important that our natural gas and electric facilities are designed to be installed in a safe and accessible location. Your assigned Xcel Energy representative will work with you on a location that meets clearance and installation standards.
- **Utility easements** will be required for company owned facilities. The customer shall provide the Company with a utility easement or it will be a cost to the customer after the fact with no expense to the Company. If, in the Company's sole judgement, the Company needs an easement or easements over property not owned by the customer in order to furnish service to the customer, the customer shall obtain the easement (s) at no expense to the Company. These land rights are needed to support the maintenance and operation of Xcel Energy's facilities and they outline the rights and responsibilities of both Xcel Energy and the landowner in the easement area. Please see the [Site Requirements and section 2.10](#) in the [Xcel Energy Standards of Installation and Use Manual](#) for more information.
- Dual Main Projects. In new developments, natural gas mains are often installed on both sides of the street (where city water and sewer are available and lot frontages are under 150'), offering builders the convenience of year-round natural gas availability. This option is not available in some areas.
- Builder/Developer Advisory Group. Xcel Energy works with an advisory group of developers and builders to help us determine ways we can serve you better. If you are a Minnesota builder interested in participation, please call:
  - Minnesota area: Jake Sedlacek, electric builder/developer, **651-214-2623**, or Gerry Traut, gas builder/developer, **218-825-2305**
  - North Dakota area: Jake Sedlacek, electric builder/developer, **651-214-2623**, or Gerry Traut, gas builder/developer, **218-825-2305**
  - South Dakota area: Tim Moke, **605-339-8379**
- **Outdoor street lighting.** We will work with you from the start to plan, coordinate and install streetlighting in your developments. Please contact your Xcel Energy Outdoor Lighting Coordinator for specific design requirements or to discuss the outdoor lighting requirements for your project.

**But the benefits don't stop there!** The homeowners who buy homes in your development will appreciate:

- Competitive low-cost natural gas and electricity.
- Convenient payment programs such as Averaged Monthly Payment and Auto Pay.
- The convenience of receiving just one monthly bill in Xcel Energy's natural gas and electric service areas.
- Rebates for installing energy-efficient equipment.

\*Single point of contact and joint trenching provided in some areas. Subject to review on a case-by-case basis.

# WHAT YOU'LL NEED TO APPLY

The following information will be required for most service requests.

## 1. Service Address

The address for the location where the work will be done. The address is provided by the local governing authority and will match the inspection release for your new meter.

There are options for locations without an official address at the time of submission.

Please note: It is important to include all unit numbers that have been determined. If not assigned, note the number of units on the application and submit application(s) for each unit once determined.

## 2. Billing Address

Where we will send the Xcel Energy bills for both service and construction. This may or may not be the same as the service address.

## 3. Contact Information

Our contact during the planning and construction phases of the project.

It is important we understand who is responsible for the account once the meter is set as well as the contact for the construction project.

We will use the primary contact's email address provided in the application to send project updates. If you wish to include others in communication, please specify this on the application.

## 4. Service Details

Electric and/or natural gas service needs. The load specifications for your service (voltage, phase, amps, BTUs, etc.). You can consult your electrician, plumber or HVAC professional for help with answers you don't know.

## 5. Site Plan

A hand drawn or professionally illustrated site plan or development plat of your construction site showing the locations of buildings, utility lines, driveways/parking lots, landscaping and sometimes elevation. It's usually provided by a builder, architect, engineer or other contractor engaged with the project.

Please submit a site plan or development plat with your application. Visit our [Site Requirements](#) page to obtain equipment clearances and standards of installation.

## 6. Additional Project Needs

On top of new electric and/or natural gas service, your project may have additional requirements, such as temporary service or outdoor lighting.

Please make sure to request additional services at the time of application. Any additional meters, such as an irrigation meter, may require a separate application.

**Learn about [additional services](#) offered below.**

**Please note: Missing information could potentially delay application processing.**

[Start, Stop, Transfer FAQ](#)

Get answers to your Start, Stop, Transfer service questions.

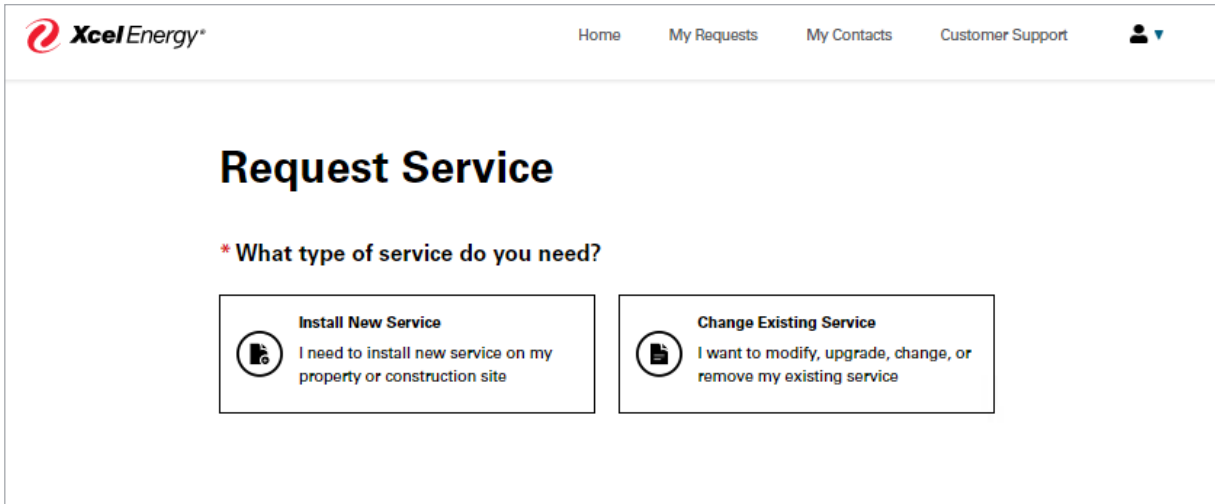
# HOW TO APPLY FOR SERVICE

Building and Remodeling is our online application tool that offers the quickest and most effective way to apply for new service. Customers who use Building and Remodeling are invited to build an online profile, which makes it easier to create service applications for all services we offer, saving you time.

## Building and Remodeling

Use our online portal, Building and Remodeling, to apply for Xcel Energy residential and business service through the Builders Call Line at:

[my.xcelenergy.com/BuildingRemodeling/s/Request-Overview](http://my.xcelenergy.com/BuildingRemodeling/s/Request-Overview)



By creating an online profile that can easily be called up every time you need to fill out a service application, the Building Remodeling system streamlines the application process and reduces the overall processing.

We are sure you will find this process easier and more efficient.

**Questions? Call the Builders Call Line, Monday through Friday, 7 a.m.-5 p.m. at 800-628-2121 or**

**Email:** [Builders.Call.Line@xcelenergy.com](mailto:Builders.Call.Line@xcelenergy.com)

## HOW TO APPLY FOR SERVICE FORMS

**Please make sure to complete the proper application form for your situation and submit your site plans, so we can process your request.**

[Plat Submittal Form\(s\)](#) – Use this form if you are developing a new community.

[Service Application Form - Residential \(PDF\)](#) – Use this form if you are renovating or building a residential property.

Service Application Form – Commercial – Use this form if you are renovating or building a commercial development. Please contact the Builders Call Line at [Builders.Call.Line@xcelenergy.com](mailto:Builders.Call.Line@xcelenergy.com) for a copy of this form.

[Service Application Form - Multi-family \(PDF\)](#) – Use this form if you are renovating or building a multi-family property.

**The plans will be forwarded to your Xcel Energy designer for construction design.**

Please note: Your Xcel Energy designer will inform you if agreements or contracts must be processed prior to installation.

Our Building & Remodeling teams are ready to help you with every step of your service request. Our goal is to complete your request as safely, efficiently and transparently as possible.

[my.xcelenergy.com/BuildingRemodeling/s/request-overview](https://my.xcelenergy.com/BuildingRemodeling/s/request-overview).

The Xcel Energy Standard Electric Installation and Use Manual is located under “Builders/Xcel Energy Standards for Electric Installation and Use.” Please use the manual to ensure you are meeting Xcel Energy’s standards.

Or if mailing - Mail to:

**Xcel Energy**  
**Attn: Builders Call Line**  
**414 Nicollet Mall – CSC**  
**Minneapolis, MN 55401**

# TIPS TO HELP PREPARE FOR YOUR DESIGN MEETING

## Tips to Help Prepare for your Design Meeting:

- Review the [Xcel Energy Standards and Use Manual](#) as well as the [Site Requirements](#), [Site Readiness Checklist](#) and the [Meter Installation](#) sections of our site.
- Confirm your load or service size needs with all trade partners including electricians, plumbers, etc., supporting your project.
- Provide your site plans and/or one-line diagrams.
- Inform your assigned representative if your project requires temporary service or street lighting design if you have not yet applied for these services.
- Discuss your renewable energy needs, such as solar.
- Discuss any concerns you have regarding landscaping as well as restoration needs.
- Discuss any constraints that may prohibit the placement of natural gas or electric facilities.

## Zero Lot Line Builds

Please contact Xcel Energy as soon as possible if your project will be built to property line. While many jurisdictions permit a zero-lot line development, it is still a requirement to leave room for natural gas and/or electric facilities. Please see [Site Requirements](#) and Section 2.10.1 in the [Xcel Energy Standards of Installation and Use Manual](#) for more information.

## Other Services Offered

- **Outdoor Street Lighting.** If your project requires installation of outdoor lighting, please submit an application and work with your assigned Xcel Energy representative on full requirements, restrictions and potential cost.
- **Temporary Service.** If you need electric or natural gas service for a limited time, either on a construction site or for an event, please see the [Xcel Energy Standard for Electric Installation and Use Manual](#) for more information on installation requirements.
- **HomeSmart.** HomeSmart has been offering appliance repair plans, replacement assistance coverage and other systems coverages to residential customers since 1989. Service is provided to over 83,000 customers in the Minneapolis/St. Paul metro, St. Cloud, Brainerd Lakes, Fargo/Moorhead, Grand Forks/East Grand Forks, Minot and the southeast and western portions of Minnesota. HomeSmart also sells and installs HVAC equipment, such as furnaces, boilers, water heaters, air conditioners and heat pumps in the Twin Cities metro area. To request more information about HomeSmart, visit [XcelEnergy.com/HomeSmart](https://XcelEnergy.com/HomeSmart) or call **866-837-9762**.
- **Electric Vehicles.** The future of transportation is dramatically changing, and as more electric vehicle options become available, a growing number of customers want to reduce their carbon footprint through the cars they drive. Fueling your car with electricity can reduce emissions. An EV powered with Xcel Energy's electricity is 55% cleaner than a conventional car, and by 2030, it will be 84% cleaner given our goal to reduce carbon emissions from electricity. Reduced maintenance costs saves money on oil changes, tune-ups and parts. Federal tax credits, local vehicle incentives and a growing inventory of used vehicles help make EVs more affordable.
- **Solar\*Rewards Program.** Go green with a bonus. Solar\*Rewards® is your opportunity to have solar for your home or business. It's an incentivized program, so monthly payments are made to the owner of the solar system in exchange for Renewable Energy Credits (RECs) for the energy produced by the solar system. About 50,000 Xcel Energy customers in Colorado, Minnesota and New Mexico are participating in Solar\*Rewards, as of year-end 2022.

## TIPS FOR KEEPING YOUR PROJECT ON TRACK

- **Complete your application.** See the [Applying for Service](#) section to find out how and what you need to apply. If your project requires a new meter, it is important that the address on the application matches the address of inspection release. Include your gas and/or electric load needs on the application, so we can size equipment accordingly. You may need to consult with your plumber or electrician to confirm your new load.
- **Provide a Site Plan or Plat of your new project.** Safe and reliable service is our number one priority. To ensure we place our new equipment in the best location, we will need to understand the layout of your project. Make sure to submit a site plan or plat with your application. Visit our [Site Requirements](#) and [Site Readiness Checklist](#) pages to obtain equipment clearances and standards of installation.
- **Submit payment and contracts.** Your project may require a fee for the installation of new equipment. Be sure to submit payment, signed contracts and signed utility easements, if required. That way, we can schedule the construction of your project. Visit [Paying for Construction](#) to see ways you can make a payment.
- **Be “Site Ready.”** To begin installation of gas and/or electric facilities, please have your site ready by reviewing the [Site Readiness Checklist](#). This will ensure our crews can safely install new equipment in a timely manner.
- **Be aware of Weather and Digging Moratoriums.** Mud, ice, frost and snow can all delay construction. Depending on the time of year, your project could encounter winter construction charges or be delayed due to mandated digging moratoriums by cities or counties. You will want to work with your local authority to better understand any potential conflicts. Reference additional [winter construction information](#).
- **Get inspected.** Before we can set your new meter, the public authority must submit an approved inspection to Xcel Energy’s Builders Call Line. Reference [Construction and Inspection](#) to find more information.

# DEVELOPER AND BUILDER SITE READINESS CHECKLIST

## BE PREPARED FOR YOUR NEW INSTALLATION WITH OUR SITE READINESS CHECKLIST

Getting your project ready for the installation of new services ensures everyone's safety on the site and can help keep your project on track; our crews can't start work until a site meets the [site readiness requirements](#). Use this checklist to make sure your site is ready at the start of installation. If you have any questions about site readiness, please ask your assigned Xcel Energy representative.

- Foundation and backfill of structure is complete.**
- Major utilities are installed, including sewer and water.** Place water service boxes on the building side of the utility easement to ensure our excavating equipment has proper clearance. If sub-surface drains are to be installed, please install them no less than 48 inches deep and place the service stub on the building side of the utility easement.
- Areas of utility installation are (+/-) six inches of final grade.** To ensure a safe and reliable system, it is important to install our facilities at proper depths and clearances. Please see Customer Responsibility section 2.11 in the [Xcel Energy Standards of Installation and Use Manual](#).
- A 10-foot wide path is clear of all obstacles from the meter to the energy source (pole, transformer, pedestal or natural gas service tee). Area must be cleared between the property and right of way.** Please do not landscape, plant trees, install sidewalks and/or paths until the utility installation is completed. Xcel Energy is not responsible for restoring these items if they are in place prior to construction.
- Privately owned underground facilities are clearly marked.** Identifying and labeling private lines such as septic systems, drain fields, sprinkler systems, wells, LP gas lines, etc., is very important. Xcel Energy is not responsible for damage to privately owned facilities that are not properly marked by the customer. Xcel Energy will ensure publicly owned facilities are located prior to the start of work. Please see Section 2.11 Customer Responsibility and Section 4.3 Underground service in the [Xcel-Energy-Standard-For-Electric-Installation-and-Use Manual](#).
- Lot numbers and lot corners are identified and staked, and the address is clearly marked before locates are called in.** Multi-family developments that do not have a true lot number should stake the corner of the buildings.
- When applicable, a curb and first layer of blacktop are installed.** Please check with the local public authority on specification of required road base. In all areas of installation (+/-) six inches of final grade are required prior to installation. Please see Section 2.11 Customer Responsibility and Section 4.3 Underground service in the [Xcel-Energy-Standard-For-Electric-Installation-and-Use Manual](#).
- Where applicable, conduit installed under roadways is staked.**
- When practical, conduit is a minimum of five feet from back of curb.** Please see the Site Requirements section on [xcelenergy.com/s/Partner-Resources/Build-Remodel/Scheduling](https://xcelenergy.com/s/Partner-Resources/Build-Remodel/Scheduling).
- Sewer lateral septic location and depth are verified.** Wisconsin and Michigan customer's please complete and submit the Sewer Mitigation Site Sketch to [BCL-WI@xcelenergy.com](mailto:BCL-WI@xcelenergy.com) or upload your application. If your sewer location is unknown, an Xcel Energy contractor may need access to the sewer piping in the basement to perform verification

- To reduce relocation delays and costs, an Xcel Energy representative will walk the job site prior to starting work to ensure equipment is placed in agreed-upon locations.
- For safety reasons it may be necessary to restrict access to the area(s) under construction.

# DEVELOPER AND BUILDER SITE READINESS CHECKLIST

## NEW METER SET REQUIREMENTS

- Xcel Energy Inspection Certificate is sent to the Builders Call Line.** Prior to the scheduling of your meter installation, Xcel Energy must receive an approved inspection certificate. Depending on the type of service and state requirements, this may need to be submitted from the local public authority, licensed electrician or Uniform Dwelling (UDC) Inspector where applicable. Please reference the Construction and Inspection section on [xcelenergy.com](http://xcelenergy.com).
- Meter location is clearly marked and supports proper clearance requirements.** To prevent delays, make sure you have installed the natural gas fuel line or the electric panel with minimum clearance. Please see [Xcel Energy Standards of Installation and Use Manual](#).
- An electric heavy-duty lever bypass (HDLB) meter socket is installed.** Please see section 4.11 Meter Socket in the [Xcel Energy Standards of Installation and Use Manual](#). If you have questions, please call Electric Meter Technical Assistance at 800-422-0782.
- Multi-unit dwellings have accurate labeling on meter sockets and corresponding panels as well as natural gas piping.** Labeling must be completed prior to setting the meter(s). Please see sections 4.14.3, 4.14.4 and 4.14.5 in the [Xcel Energy Standards of Installation and Use Manual](#). Wisconsin customers please submit a Multi-Dwelling Identification form to [BCL-WI@xcelenergy.com](mailto:BCL-WI@xcelenergy.com).
- Where applicable, a slip sleeve or expansion joint is furnished and installed.** This is required for new and rewired underground residential meter installations and recommended for commercial installations. Please see Section 4.3.5, and drawing SC-30, SC-40, SC-50, SC-90 and TR-10 in the [Xcel Energy Standards of Installation and Use Manual](#).

## STANDARD AND WINTER CONSTRUCTION CHARGES

In most cases, Xcel Energy can install services all year. However, you can avoid winter construction charges by having your site ready for service before Oct. 1. The [Winter Construction Charges](#) could apply from the timeframe of Oct. 1 through April 15. Winter Conditions include any of the following:

- Six or more inches of frost
- If snow removal or plowing is required to install service
- Burners used to thaw the ground are set at the main or other underground utilities for service installation or;
- Adverse soil conditions exist

The construction crew foreman will determine whether winter conditions exist prior to installing your service. Where severe winter conditions exist, the customer may choose to take temporary service. The designer will provide you with a cost estimate.

If a natural gas main is not available on the side of the street on which you are building, notify Xcel Energy by Oct. 1 so we can make the necessary arrangements to serve you.

### **Standard installation is considered an installation of a service lateral only.**

Gas service laterals are facilities installed from the gas main to the Xcel Energy designated delivery point of connection to the customer's structures. Electric service laterals are underground or overhead secondary voltage conductors from the transformer or the closest underground pedestal to the Xcel Energy designated customer's electric service entrance equipment. Therefore, installation of any necessary additional cable, transformer and/or other equipment is considered non-standard and must be individually priced. Consideration of these charges should be determined prior to lot pricing. Contact the Builders Call Line to find out which electric designer will provide you with a cost estimate.

You may incur additional charges for surface or subsurface conditions that impede the installation of distribution facility.

**Note: Tables of charges for each state follow on the next pages.**

# STANDARD AND WINTER CONSTRUCTION CHARGES

## MINNESOTA

	Standard Construction Charges (See Page 11 for definition of standard installation)	Winter Construction Charges** (Subject to charges between 10/1 – 4/15)
<b>Natural Gas</b>	<p><b>Standard Service:</b> No charge up to 75 feet from the property line to the Xcel Energy designated service location.*** If required, a protective sleeve is an additional \$1.15/ft. from the property line.</p> <p><b>Excess footage over 75 feet:</b> \$9.10/ft.</p> <p><b>Preferred customer location:</b> \$9.10/ft. from the Xcel Energy designated service location*** to the customer’s preferred meter location.</p>	<p>(In addition to basic charges)</p> <p><b>Service extensions:</b></p> <ul style="list-style-type: none"> <li>• \$640 per frost burner plus</li> <li>• \$8.90 per trench foot</li> </ul> <p><b>Protective sleeve:</b> \$1.15/ft. from the main.</p> <p><b>Project extensions:</b></p> <ul style="list-style-type: none"> <li>• \$640 per frost burner plus</li> <li>• \$8.90/ft.</li> </ul> <p>Note: Additional charges will be incurred if over four-inch pipe is required.</p>
<b>Electric</b>	<p><b>Standard Service:</b> No charge for a service lateral up to 100 feet to the Xcel Energy designated service location.*** If required, a protective sleeve is an additional \$1.15/ft. from the end of the 100 feet.</p> <p><b>Excess footage over 100 feet:</b> \$7.90/ft</p> <p><b>Preferred customer location:</b> \$7.90/ft from the Xcel Energy designated service location*** to the customer’s preferred meter location.</p>	<p>(In addition to basic charges)</p> <p><b>Services:</b></p> <ul style="list-style-type: none"> <li>• \$600 per frost burner unit plus</li> <li>• \$3.80 per trench foot.</li> </ul> <p><b>Protective sleeve:</b> \$1.15/ft. over 100 feet.</p> <p><b>Project extensions:</b></p> <ul style="list-style-type: none"> <li>• \$600 frost burner unit plus</li> <li>• \$3.80 per trench foot.</li> </ul> <p>Electric only installed in a joint trench with another gas utility: \$3.80/ft</p>
<b>Joint Trench</b>	<p><b>Standard Service:</b> The same as if natural gas and electricity were installed in separate trenches except when excess footage exists. In this case, the gas is not charged for excess footage or the portion that is joint trench with electric up to the designated service location.***</p>	<ul style="list-style-type: none"> <li>• \$600 frost burner unit plus</li> <li>• \$3.80 per trench foot.</li> </ul> <p>Joint trench burner charges are based on the following criteria: Xcel Energy gas and electric service connection points are within 10 feet of each other. If the Xcel Energy gas and electric service connection points are more than 10 feet apart, additional burn charges will be charged.</p> <p>Example: 100-foot joint trench service: (\$3.80/ft. x 100 ft.) + \$600 burn charge (as long as the service connections are within 10 feet of each other)</p> <p>In addition, other installation and/or unusual conditions charges may apply.</p> <p><b>Protective sleeve:</b> \$1.15 per foot per service from the main for gas and from the end of the 100 feet for electric.</p>

\* Basic and winter construction charges are set forth through state-approved rate filings.

\*\* Winter construction charges are subject to change.

\*\*\* Designated service location – the front of or the first 10 feet on either side of the structure.

# STANDARD AND WINTER CONSTRUCTION CHARGES

## NORTH DAKOTA

	Standard Construction Charges (See Page 11 for definition of standard installation)	Winter Construction Charges** (Subject to charges between 10/1 – 4/15)
<b>Natural Gas</b>	<p><b>Standard Service:</b> No charge up to 75 feet from the property line to the Xcel Energy designated service location.*** If required, a protective sleeve is an additional \$1.15/ft. from the property line.</p> <p><b>Excess footage over 75 feet:</b> \$9.10/ft.</p> <p><b>Preferred customer location:</b> \$9.10/ft. from the Xcel Energy designated service location*** to the customer’s preferred meter location.</p>	<p>(In addition to basic charges)</p> <p><b>Service extensions:</b></p> <ul style="list-style-type: none"> <li>• \$685 per frost burner plus</li> <li>• \$8.90 per trench foot</li> </ul> <p><b>Protective sleeve:</b> \$1.15/ft. from the main.</p> <p><b>Project extensions:</b></p> <ul style="list-style-type: none"> <li>• \$685 per frost burner plus</li> <li>• \$8.90/ft.</li> </ul> <p>Note: Additional charges will be incurred if over four-inch pipe is required.</p>
<b>Electric</b>	<p><b>Standard Service:</b> No charge for a service lateral up to 100 feet to the Xcel Energy designated service location.*** If required, a protective sleeve is an additional \$1.15/ft. from the end of the 100 feet.</p> <p><b>Excess footage over 100 feet:</b> \$12.50/ft</p> <p><b>Preferred customer location:</b> \$12.50/ft from the Xcel Energy designated service location*** to the customer’s preferred meter location.</p>	<p>(In addition to basic charges)</p> <p><b>Services:</b></p> <ul style="list-style-type: none"> <li>• \$685 per frost burner unit plus</li> <li>• \$8.90 per trench foot.</li> </ul> <p><b>Protective sleeve:</b> \$1.15/ft. over 100 feet.</p> <p><b>Project extensions:</b></p> <ul style="list-style-type: none"> <li>• \$685 frost burner unit plus</li> <li>• \$8.90 per trench foot.</li> </ul> <p>Electric only installed in a joint trench with another gas utility: \$8.90/ft</p>
<b>Joint Trench</b>	<p><b>Standard Service:</b> Same as if natural gas and electricity were installed in separate trenches.</p>	<ul style="list-style-type: none"> <li>• \$685 frost gas burner unit/electric frost burner \$685 plus</li> <li>• \$8.90 per trench foot gas/ \$8.90 per trench foot electric</li> </ul> <p>Joint trench burner charges are based on the following criteria: Xcel Energy gas and electric service connection points are within 10 feet of each other. If the Xcel Energy gas and electric service connection points are more than 10 feet apart, additional burn charges will be charged.</p> <p>In addition, other installation and/or unusual conditions charges may apply.</p> <p><b>Protective sleeve:</b> \$1.15 per foot per service from the main for gas and from the end of the 100 feet for electric.</p>

\* Basic and winter construction charges are set forth through state-approved rate filings.

\*\* Winter construction charges are subject to change.

\*\*\* Designated service location – the front of or the first 10 feet on either side of the structure.

# STANDARD AND WINTER CONSTRUCTION CHARGES

## SOUTH DAKOTA

	Standard Construction Charges (See Page 11 for definition of standard installation)	Winter Construction Charges** (Subject to charges between 10/1 – 4/15)
<b>Electric</b>	<p><b>Standard Service:</b> No charge for a service lateral up to 100 feet to the Xcel Energy designated service location.*** If required, a protective sleeve is an additional \$1.15/ft. from the end of the 100 feet.</p> <p><b>Excess footage over 100 feet:</b> \$7.90/ft</p> <p><b>Preferred customer location:</b> \$7.90/ft from the Xcel Energy designated service location*** to the customer’s preferred meter location.</p>	<p>(In addition to basic charges)</p> <p><b>Services:</b></p> <ul style="list-style-type: none"> <li>• \$640.00 per frost burner.</li> <li>• \$8.90 per trench foot</li> </ul> <p><b>Protective sleeve:</b> \$1.15/ft. over 100 feet.</p> <p><b>Project extensions:</b> \$8.90 per trench foot.</p>

\* Basic and winter construction charges are set forth through state-approved rate filings.

\*\* Winter construction charges are subject to change.

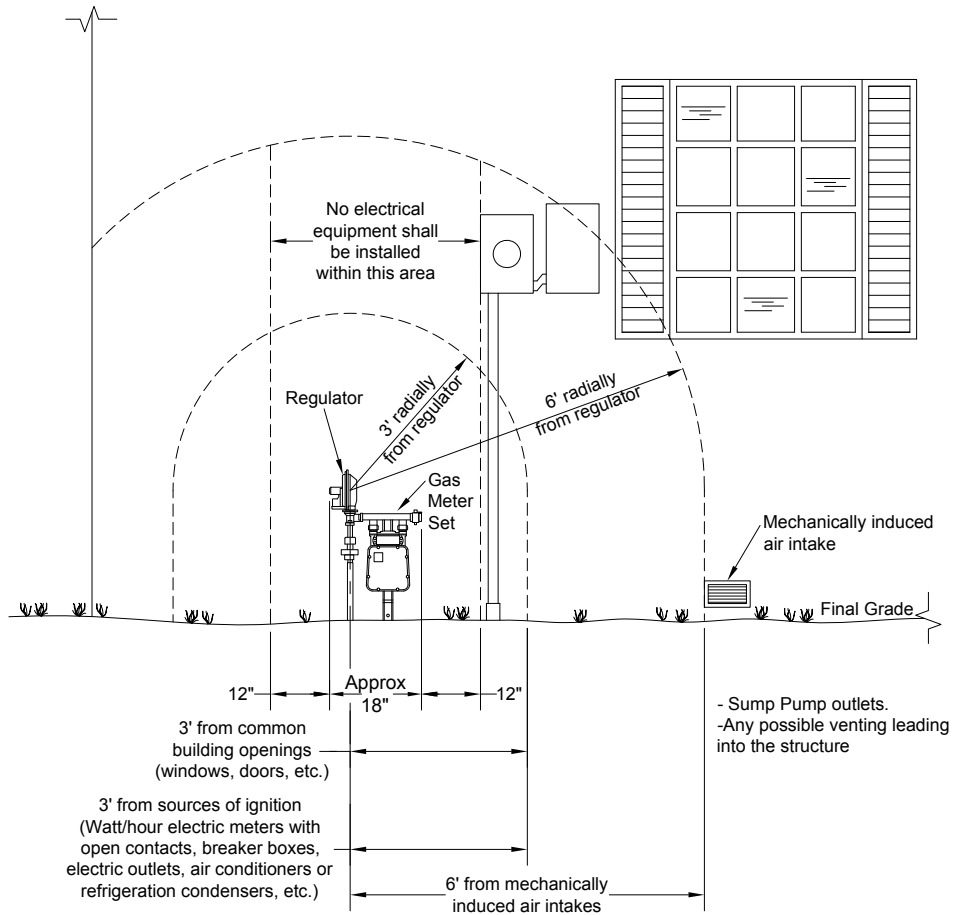
\*\*\*Designated service location – the front of or the first 10 feet on either side of the structure.

# SERVICE INSTALL REQUIREMENTS

## Natural Gas and Electric Residential Service

Natural gas meters and regulators should be at least three feet (measured radially) from any source of ignition, such as electric switches and air-conditioning units. You must also maintain the three-foot distance from doors, windows, vents and air intakes (20 feet from a power intake and six feet from a mechanically induced air intake), outside water spigots and garage doors. In areas where city water is not available, the natural gas service line must be a minimum of 15 feet from a water well. Xcel Energy sets meters about six inches above final grade to allow slight changes in grade and landscaping around the meter without interfering with meter mechanisms. Note: Meters cannot be set under a deck or steps. The electric meter must be installed according to all electrical codes and applicable regulations. For joint trenching, both the natural gas and electric meter are preferred to be on the same side of the house.

## DRAWING CR-10 CLEARANCE REQUIREMENTS FROM GAS METER



### NOTES:

1. Three foot minimum working clearance from non-electrical obstacles preferred around gas meter set.
2. Disregard clearances when measuring around corners of structure.
3. See Sections 4.2.1(4), 4.3.1(3), and drawings SC-20, SC-20A and SC-20B for ice and snow shield requirements.
4. Plastic gas services and electric services can be installed in the same joint trench; steel gas services are prohibited from joint trench installation with electric services. Also, gas and electric services shall have a minimum of 12 inches spacing, whether they are in the same trench or not

	Issued	Replaces	Drawn by	Approved	File	<b>STANDARD FOR ELECTRIC INSTALLATION AND USE</b>
	Oct-21	Jan-19	DCP		I-7.1	PAGE I-7.1

# ELECTRIC INSPECTION REQUIREMENTS

## MINNESOTA

Some communities require a proof of compliance in which we can accept the blue copy of the “Certificate for Connection by Utility” only from licensed electrical contractors. Electrical work completed by a homeowner or a non-licensed person must have an inspection completed by the city/state inspector for that area, in which case we require a phone call from the inspector. There also are areas in which Xcel Energy must receive a phone call from the inspector.

For the most up to date information on electrical inspectors for your area:

- Local inspectors: contact city hall
- State inspectors: [dli.electricity@state.mn.us](mailto:dli.electricity@state.mn.us), or call **651-284-5026**
- For an updated list of inspectors by community or County go to:

<https://www.dli.mn.gov/business/electrical-contractors/electrical-inspector-directories>

## NORTH DAKOTA

Some communities require a proof of compliance in which we can accept a copy of the permit or the permit number only if signed by a licensed electrical contractor. Electrical work completed by a homeowner or a non-licensed person must have an inspection completed by the city/state inspector for that area, in which case we require an inspection card. There also are areas in which Xcel Energy must receive an inspection card. For the most up-to-date information on electrical inspectors for your area, call **701-328-9522** or visit [ndseb.com](http://ndseb.com).

You can also go to [ndseb.com/inspections/inspection-districts/](http://ndseb.com/inspections/inspection-districts/) for a list of inspectors by community.

## SOUTH DAKOTA

- Some communities require a proof of compliance in which we can accept the yellow copy of the “Certificate for Connection by Utility” or a permit number only if signed by licensed contractors. Electrical work completed by a homeowner or a non-licensed person must have an inspection completed by the city/state inspector for that area, in which case we require a phone call from the inspector. There also are areas in which Xcel Energy must receive a phone call from the inspector.
- For the most up-to-date information on electrical inspectors for your area:
  - Visit <https://dlr.sd.gov/electrical/inspections.aspx> or call **605-773-3573**.
  - You can also go to [https://dlr.sd.gov/electrical/documents/inspector\\_locations.pdf](https://dlr.sd.gov/electrical/documents/inspector_locations.pdf) for a list of inspectors by community.

\*Depending on the type of service being installed on your site and state requirements, the approved Inspection Certification may need to be submitted by the local public authority, licensed electrician or Uniform Dwelling (UDC) Inspector where applicable. Please work with your local authority and an electrician or plumber to find out what’s required in your area.

# NATURAL GAS INSPECTION REQUIREMENTS

To learn about local communities' inspection requirements for your area, call your local gas inspector. Or, visit <https://mn.my.xcelenergy.com/s/partner-resources/build-remodel/construction> for an updated list of Gas Inspection Requirements and a list of Gas and Electric communities served.

Depending on the type of service being installed on your site and state requirements, the approved Inspection Certification may need to be submitted by the local public authority, licensed electrician or Uniform Dwelling (UDC) Inspector where applicable. Please work with your local authority and an electrician or plumber to find out what's required in your area.

Prior to scheduling of your meter installation, in most cases an approved Inspection Certification must be sent to Xcel Energy at [Builders.Call.Line@xcelenergy.com](mailto:Builders.Call.Line@xcelenergy.com).

## MINNESOTA AND NORTH DAKOTA

Xcel Energy will begin to install orange tags on newly installed residential natural gas meter sets. The tag will be attached with a wire lock or equivalent to the outlet valve (a), downstream of the meter. The outlet valve will allow homebuilders and their representatives the ability to introduce natural gas into the home without having to operate the inlet valve (b), which is owned and operated by Xcel Energy.

The orange tag, which will need to be removed to introduce natural gas into the home, will remind homebuilders and representatives of the steps required before introducing natural gas, including the need to ensure all appliances are correctly rated for delivery pressure.

Only Xcel Energy is authorized to unlock and operate the inlet valve (b).

Once the customer-owned fuel line has passed the appropriate inspections, and those inspection records have been provided to Xcel Energy Builders Call line, Xcel Energy will unlock the inlet valve (b) and place an orange tag at outlet valve (a) typically 48 hours after receiving a complete inspection record.

In some instances, the inlet valve (b), will be closed and physically locked off for safety measures or if an outlet valve (a), is not installed. In these situations, to unlock the inlet valve and introduce natural gas, the homebuilder will need to contact Xcel Energy at the number indicated on the orange tag (800-628-2121).

### North Dakota mail addresses

#### FARGO

Gas Meter Shop  
2302 Great Northern Drive  
Fargo, ND 58102

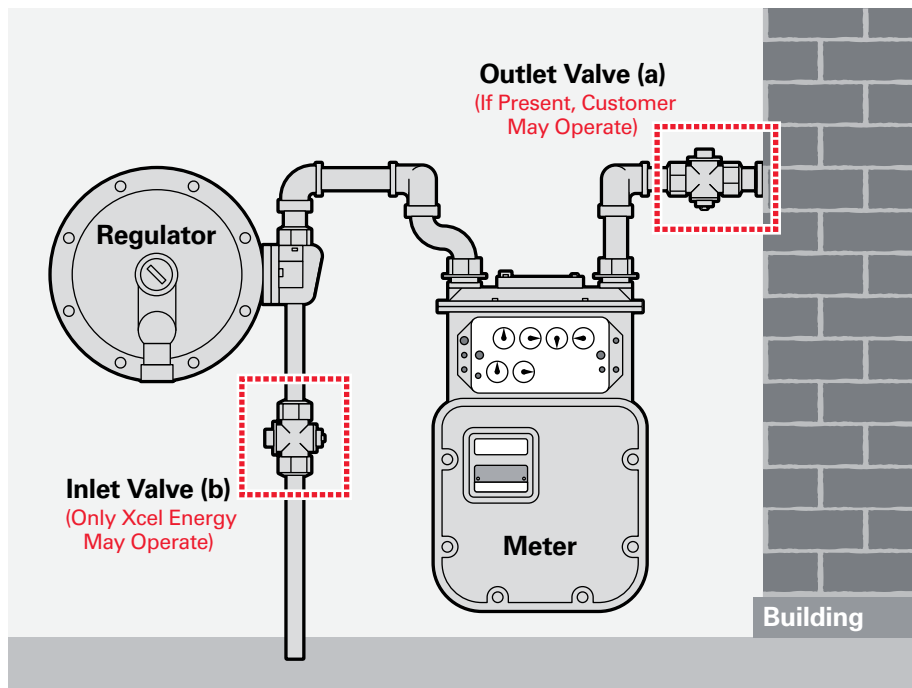
#### GRAND FORKS

Gas Meter Shop  
P.O. Box 13038  
Grand Forks, ND 58208

## MINNESOTA AND NORTH DAKOTA


### Natural gas meter unlock process

- Verify that you have met the appropriate inspection requirement for your area.
- On new residential natural gas meters, Xcel Energy may install an outlet valve (a). The outlet valve may include a tag with contact information and list other requirements.
- For all gas meters, only Xcel Energy may unlock or operate the inlet valve (b). Contact Xcel Energy to unlock, open or close the gas meter inlet valve (b).
- When available, authorized heating contractors or gas inspectors may operate the gas meter outlet valve (a), **only after meeting the appropriate installation and inspection requirements.**



If you require the inlet valve (b) to be unlocked, opened or closed, please call the Builders Call Line at **800-628-2121**.

Example of orange tag



# OUTDOOR LIGHTING

Submit your application for your new development.

Upon receiving your completed application form, an Xcel Energy design representative will contact you to review your project. The design representative will identify your gas, electric and outdoor lighting opportunities as well as costs and contractual requirements.

For questions or concerns regarding Outdoor Lighting email [OutdoorLighting@xcelenergy.com](mailto:OutdoorLighting@xcelenergy.com) or call **800-960-6235** Monday through Friday from 7:30 a.m. to 4 p.m. Central Time (except holidays).

## Your outdoor lighting options:

### Option 1: (Xcel Energy Owned and Maintained)

Xcel Energy installed, owned and maintained outdoor lighting. Xcel Energy crews will work with you on the installation and once completed will bill either the city or homeowner's association a flat rate lease amount for energy and maintenance.

- If you choose to have Xcel Energy install your street lighting, your design representative will work with you on street lighting locations and order materials. They will also work with you to determine your site ready date and coordinate the installation of your outdoor lighting in conjunction with the joint trench installation of utilities (gas, electric, cable & telephone) in the boulevard.
- Xcel Energy streetlights in Minnesota can be installed under Standard Service or Pre-Pay Option rate. All decorative poles and fixtures must be installed under Pre-Pay Option rate. Xcel Energy outdoor lighting maintenance for company-owned equipment includes maintenance package on all aspects of the streetlighting system. Terms and conditions for Standard Service and Pre-Pay Option rates are listed at [Section 5 rates at xcelenergy.com](#). Included in the monthly streetlight fee is:
  - Flat rate energy
  - Fixture replacement
  - Wiring
  - Pole replacement
  - Replacement of burned-out lamps
  - Replacement of all broken or damaged glassware
  - Replacement of all failed ballasts
  - Replacement of all failed starters
  - Replacement of all failed photoelectric controls
  - Replacement of failed fuses

Note: Many cities maintain standard lighting requirements on public roadways. It is your responsibility to refer to your city developer's agreement or contact the city to confirm their outdoor lighting requirements regarding rate and pole/fixture type.

### Option 2: (Customer Owned and Installed)

#### Vendor-installed/customer-owned with no maintenance program—metered.

Xcel Energy no longer offers partial maintenance of customer-owned and installed streetlights, including streetlight above traffic signals. All new customer-owned and maintained street light systems, must be metered and have a customer-installed disconnect cabinet.

The vendor will also have to apply for service for the new streetlight system at [Building and Remodeling](#).

During the design phase an Xcel Energy designer will work with the vendor to get the locations of the transformers and to identify metered feed point locations. Once construction is completed and the Builders Call Line has received the inspection affidavit, an electric meter will be set.

**Note: Many cities maintain standard lighting requirements on public roadways. It is your responsibility to refer to your city developer's agreement or contact the city to confirm their outdoor lighting requirements.**

# XCEL ENERGY HOMESMART

## MINNESOTA & NORTH DAKOTA

Xcel Energy HomeSmart is a non-regulated division of Xcel Energy offering appliance repair plans, replacement assistance coverage and HVAC equipment sales to residential customers since 1989. Service is provided to over 83,000 customers in the Minneapolis/St. Paul Metro, St. Cloud, Brainerd Lakes, Fargo/Moorhead, Grand Forks/East Grand Forks, Minot, as well as southeast and western Minnesota. HomeSmart also sells and installs HVAC equipment such as furnaces, boilers, water heaters, air conditioners and heat pumps in the Twin Cities metro area.

### Appliance Repair Plan\*

HomeSmart repair plans are a great budgeting tool that offers customers peace of mind. With monthly payments, customers can customize their plans and will pay no trip, labor or part charges for any covered repairs. There are two plans a customer can choose from – Essential and Premium. The Essential Plan allows the customer to choose four appliances to cover for \$19.95/month for one year. The Premium Plan allows the customer to choose eight appliances to cover for \$36.95/month for one year. To enroll visit [my.xcelenergy.com/HomeSmart/s/enroll](http://my.xcelenergy.com/HomeSmart/s/enroll) or call **866-837-9762**.

### Appliances available for coverage:

KITCHEN	HEATING & COOLING	COMFORT & CONVENIENCE
Refrigerator	Furnace	Clothes Washer
Freezer	Boiler	Clothes Dryer
Range/Oven	Central AC	Gas Fireplace
Cooktop	Evaporating Cooling	
Wall Oven	Water Heater (Standard)	
Dishwasher	Heat Pump	

### Replacement Assistance

Replacing an old appliance can be expensive and inconvenient. In the event a covered appliance can't be repaired, this coverage will help cover a portion of the cost of the replaced appliance. Customers can add this coverage to their essential repair plan for an additional \$13.95/month for one year or their premium repair plan for \$16.95/month; it covers all your appliances on the repair plan. View the repayment reimbursement amounts at [xcelenergy.com/HomeSmart](http://xcelenergy.com/HomeSmart).

### Additional Coverages

**Preventive Maintenance:** Customers can choose this as a stand-alone coverage or add it to their repair plan. This coverage provides a yearly check-up service to ensure your heating and cooling appliances are operating safely and efficiently. Customers can choose a furnace/boiler/water heater OR air conditioner/heat pump for \$8.95/month, or a furnace/boiler/water heater AND air conditioner/heat pump for \$17.90/month for one year.

**Sewer Line Stoppages:** Customers can choose this as a stand-alone coverage or add it to their repair plan. Covers drains, vent and sewer line stoppages (up to 100 feet from access point) under this service for \$6.95/month for one year.

**Plumbing System:** Customers can choose this as a stand-alone coverage or add it to their repair plan. Covers line leaks and breaks in water, drain, waste or vent lines under this service for \$6.95/month for one year.

**Electronics surge protection:** Covers the repair or replacement of home electronics if damaged by an electrical surge for \$4.95/month (up to \$2,000 per year).

**Interior gas line:** Covers your interior gas lines from the point where utility responsibility stops. Protection covers repairs to the gas pipes, valves fittings and connectors for \$6.95/month (covers up to \$3,500 per year).

**Interior electrical wiring:** Covers your interior electrical lines, including the panel and wiring to the switch, outlet or junction box for \$6.95/month (covers up to \$3,500 per year).

### HVAC Sales

HomeSmart sells and installs furnaces, boilers, central air conditioners, heat pumps and water heaters. To request a FREE in-home consultation, call 866-837-9762. The Minnesota Public Utilities Commission does not regulate products or services offered by Xcel Energy - HomeSmart.

Additional information such as the terms and conditions of coverage is accessible online at [xcelenergy.com/HomeSmart](http://xcelenergy.com/HomeSmart) or call **866-837-9762**.

\*The Minnesota Public Utilities Commission does not regulate products or services offered by Xcel Energy - HomeSmart.

\*\*Additional information such as the terms and conditions of coverage is accessible online at [xcelenergy.com/HomeSmart](http://xcelenergy.com/HomeSmart) or call **866-837-9762**.

# XCEL ENERGY HOMESMART

## SOUTH DAKOTA

Our HomeSmart plans offer repair, replacement and maintenance coverage for the appliances and systems of your choice. This means you can pick-and-choose the coverage options that work best for you. Service is provided to Sioux Falls, South Dakota.

### Appliances available for coverage:

HEATING & COOLING
Furnace
Boiler
Central AC
Evaporating cooling
Water heater (standard)
Heat pump

### How does this work

1. Your covered appliance needs maintenance.
2. You contact us to schedule an appointment.
3. We send out a skilled technician.
4. Problem fixed!

No additional trip, labor or part charges are required on covered repairs.

### Additional Coverages

**Preventive maintenance:** Annual tune-up service to ensure appliances are operating safely and efficiently. Customers can choose a furnace/boiler **OR** AC/heat pump; with water heater included for \$9.95/month, or a furnace/boiler **AND** AC/heat pump; water heater included for \$19.90/month for one year.

**Electronics surge protection:** Covers the repair or replacement of home electronics if damaged by an electrical surge for \$4.95/month (up to \$2,000 per year).

**Interior gas line:** Covers your interior gas lines from the point where utility responsibility stops. Protection covers repairs to the gas pipes, valves fittings and connectors for \$6.95/month (covers up to \$3,500 per year).

**Interior electrical wiring:** Covers your interior electrical lines, including the panel and wiring to the switch, outlet or junction box for \$6.95/month (covers up to \$3,500 per year).

### So, why should I enroll

Xcel Energy's HomeSmart service plans provide coverage options for all your maintenance, repair and replacement needs. Think of it as a back-up when your appliances stop running, pipes start breaking or sewer lines begin to back up.

\*Additional information such as the terms and conditions of coverage is accessible online at [xcelenergy.com/HomeSmart](http://xcelenergy.com/HomeSmart) or call 866-837-9762.

# RESIDENTIAL ELECTRIC VEHICLE

## GET PLUGGED IN

### More than a new way to drive, a better way to drive

With the growth of clean energy, the future of sustainable living is becoming a reality in your home, at businesses and now on the road. Fueling your car with electricity can be a fresh approach to driving, and Xcel Energy supports your electric vehicle (EV) goals by offering low-cost pricing and renewable energy options. You're in the driver's seat, and we want to empower you with the information you need to drive electric.


### There's an EV that's right for you

To make it easier to find the EV option that's best for you, visit <https://ev.xcelenergy.com/vehicles> and test drive our EV Advisor. Visit <https://mn.my.xcelenergy.com/s/our-commitment/ev-vision> to start exploring EV options, calculating carbon emissions reductions and fuel cost savings and learn how easy it is to charge an EV.


### Get to know EV types

When shopping for an EV, there are two main categories of plug-in electric vehicles to consider: plug-in hybrid electric vehicles (PHEVs), or all-electric vehicles, also known as battery electric vehicles (BEVs).

**PLUG-IN EVS**



**All-electric EV**  
All-electric vehicles are also known as battery electric vehicles (BEVs). BEVs are powered solely by electricity. When the battery depletes, it is recharged using electricity from a charging station.



**Plug-in hybrid EV**  
Plug-in hybrid electric vehicles (PHEVs) can operate on electric battery power as well as on gasoline. When the electric battery depletes, the gasoline-powered engine turns on.

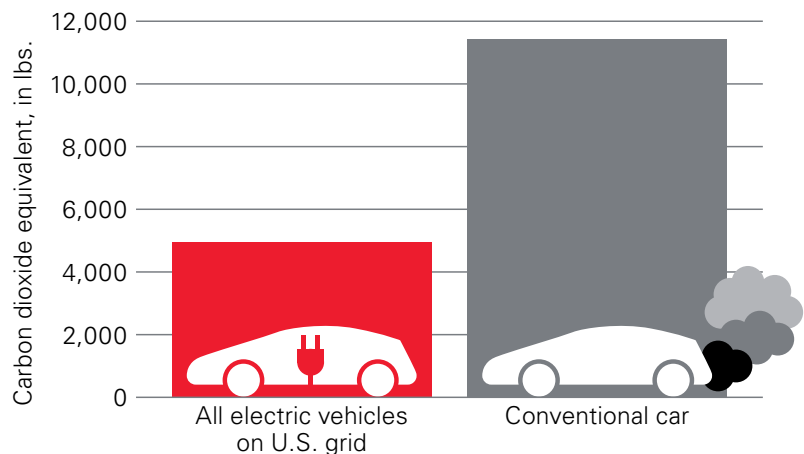
### Top three reasons to drive electric

#### 1. Your options keep growing

- With manufacturers making more models, you have a wider selection, which helps create more competitive pricing.
- Charging at home is easy, just plug in! Public charging options are increasing in retail locations, town centers and freeway corridors.
- EV drivers will tell you they are powerful, smooth shifting, quiet and fun to drive.

#### 2. A clean break for our environment

- Fueling your car with electricity can reduce emissions. An EV powered with Xcel Energy's electricity is 55% cleaner than a conventional car, and by 2030, it will be 84% cleaner given our goal to reduce carbon emissions from electricity.  
[Electric Transportation Vision](#)
- When you add renewable energy or enroll in one of Xcel Energy's renewable energy programs, you can drive with 100% clean energy.



National averages as reported at [www.afdc.energy.gov/afdc/vehicles/electric\\_emissions.php](http://www.afdc.energy.gov/afdc/vehicles/electric_emissions.php)

# RESIDENTIAL ELECTRIC VEHICLE

## 3. Cost savings that add up

- Federal and state tax credits, local vehicle incentives and a growing inventory of used vehicles help make EVs more affordable.
- Reduced maintenance costs for EVs saves you money on oil changes, tune-ups and other standard maintenance.
- With our low, off-peak prices, driving electric equates to spending less than \$1 per gallon of gasoline.

## Getting charged up

You can charge at home and on the go. Plugging in to fuel your EV is as simple as it sounds. We can help you get set to ensure you're ready to fuel at home or on the road.

Interested in a convenient, low-cost Level 2 home charging option? Learn more about [EV Accelerate At Home](#).

### Level 1 Charger – Basic home charging

- Included with EV purchase, often at no extra cost.
- 120-volt cord plugs into a standard wall outlet, dedicated circuit recommended.
- Can provide around four to six miles of range for every hour charging.
- If you drive 50 miles/day or less in a typical day, charging overnight with a Level 1 charger is a great option.

### Level 2 Charger – faster, more convenient home charging

- Purchased separately from most EVs, best-selling models cost \$500 - \$800.
- Requires dedicated 208/240-volt service.
- An electrician is required to set up electrical wiring for a new outlet or breaker — and service panel upgrade if necessary.
- Can provide 25-40 miles of range for every hour of charging.
- If you commute more than 50 miles a day, or need the flexibility to charge up at home quickly, you may want to investment in a Level 2 charger.

### Level 3 DC Fast Charger – quick charging away from home

- Typically used for public charging.
- Not for plug-in hybrids or certain battery-electric vehicles.
- Typically requires 480-volt service.
- Can provide up to 40 miles of range for every 10 minutes of charging.

## EV charging plans to suit your lifestyle

When you become an EV owner, you may pay more attention to electric prices — and your energy usage — to get that extra savings over gasoline. Choose from the electric pricing plans we have available to suit your lifestyle and charging needs.

To choose the best plan for you, visit [xcelenergy.com/EVHomeCharging](https://xcelenergy.com/EVHomeCharging).

## Fuel up with clean energy

Currently, over half of the energy produced in the [Upper Midwest is carbon free](#). If you're interested in 100% carbon-free driving, an easy way to feel good about reducing emissions is to fuel up with renewable energy.

Visit [xcelenergy.com/Renewables](https://xcelenergy.com/Renewables) find renewable energy programs in your area.

## We're here to help

Our dedicated electric vehicle advisors can answer questions and guide you to the right pricing plan and charger installation options. If you would like to speak to us about pricing or installation, email us at [ElectricVehicles@xcelenergy.com](mailto:ElectricVehicles@xcelenergy.com) or call **800-895-4999**.

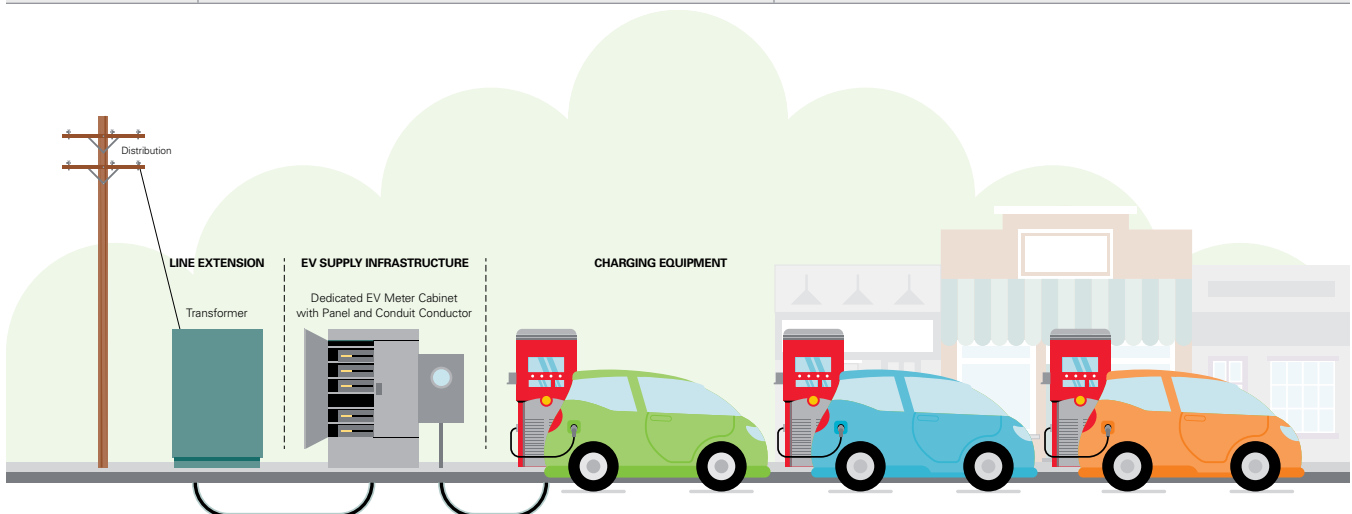
For more details and useful information, visit [xcelenergy.com/EV](https://xcelenergy.com/EV).

# COMMERCIAL EV SOLUTIONS

## MINNESOTA

**How to get started** – Complete our intake form found at [xcelenergy.com/CommercialEVs](https://xcelenergy.com/CommercialEVs) and we will match you with an EV advisor to guide you through next steps.

	FLEET ELECTRIFICATION ADVISORY PROGRAM	EV SUPPLY INFRASTRUCTURE
<b>Best for</b>	Any business or organization ready to develop an electrification plan for their fleets, including EV procurement, infrastructure needs and project optimization.	Any municipality or public sector organization ready to move forward with the transition to an electric fleet can participate in our Fleet EV Service Pilot.
<b>How it works</b>	Advisory services and data-driven assessments of EV fleet opportunities and charging infrastructure options begins with a discovery meeting. We'll help you determine the best path toward meeting your goals and objectives. If an assessment is the first step, we'll match you with our analysis provider, Sawatch Labs, to get you started collecting data. Once you have results, we will guide you to next steps and introduce you to our EV supply infrastructure program to begin designing and building your make-ready infrastructure and charging station installations.	Xcel Energy will provide no- to low-cost turn-key construction services for infrastructure. This includes working with you on design and build-out, as well as our low, off-peak pricing. Since this is a pilot program, we will accept applications through January 2024 or until the pilot is filled.
<b>Participant benefits</b>	<ul style="list-style-type: none"> <li>No/low cost assessment of EV opportunities and charging infrastructure needs.</li> <li>Access to actual vehicle and real-time fleet data.</li> <li>Online planning tool that includes latest EV models, customizable financial analytics and GPS data for infrastructures needs.</li> <li>Infrastructure advisory and cost estimates based on site needs.</li> <li>Data-driven analysis of charging and EV usage.</li> <li>Development of strategies to keep costs low and drive the best return on investment.</li> </ul>	<ul style="list-style-type: none"> <li>An Xcel Energy advisor will guide you through the process of accessing your charging needs and planning execution.</li> <li>Our no-cost services to install make-ready infrastructure take the guess work out of finding electrical capacity for chargers.</li> </ul>
<b>Financial benefits</b>	<ul style="list-style-type: none"> <li>Our advisory and assessment services are free.</li> <li>We provide guidance on ways to save with our EV supply infrastructure services and EV rate.</li> </ul>	<ul style="list-style-type: none"> <li>Participants will receive Xcel Energy-owned EV supply infrastructure installation and maintenance at no cost.</li> <li>Choice to pay for Xcel Energy-owned chargers on a monthly basis.</li> <li>Charge for less with our low-cost, off-peak pricing.</li> </ul>
<b>Eligibility</b>	<ul style="list-style-type: none"> <li>Potential charging station options are located within Xcel Energy's electric service territory.</li> <li>Existing fleet includes five or more light duty vehicles and used for commercial work or for distributing services or products.</li> <li>Participants have plans to procure EVs and install charging infrastructure within the next year.</li> <li>Participants agree to install telematics equipment and share assessment data for collaboration with Xcel Energy's team to find a customized solution.</li> </ul>	<ul style="list-style-type: none"> <li>Your business receives commercial electric service in Xcel Energy's Minnesota territory.</li> <li>You receive electric service at secondary voltage (most common) rather than primary voltage.</li> <li>If not the building owner, you'll obtain express written consent from the property owner.</li> <li>A minimum four ports per site, or, in cases with fewer than four ports, a minimum of 50 kW of charging capacity.</li> <li>Agrees to separately metered service from any other electric service at the site.</li> <li>Your organization must be in the public sector.</li> </ul>
<b>Vehicle or charging port minimums?</b>	For assessments, a minimum of five on-road fleet vehicles that provide routine services.	A minimum of five owned or leased light, medium, and/or heavy duty vehicles or buses, and/or commit to purchases of such vehicles in the next six months.
<b>Charging equipment options</b>	<ul style="list-style-type: none"> <li>Not applicable at this stage of your electrification process.</li> </ul>	Two choices available: <ul style="list-style-type: none"> <li>Xcel Energy-provided charging station (includes installation and maintenance) for a monthly fee, or,</li> <li>You procure your own charging equipment from a prequalified list.</li> </ul>
<b>Cost to participate</b>	<ul style="list-style-type: none"> <li>Our fleet advisory and assessment services are no-cost.</li> </ul>	Make-ready infrastructure and installation is no-cost.



# SOLAR\*REWARDS PROGRAM

## Am I eligible to participate in the Solar\*Rewards Program?

Please review the [Candidate Checklist](#) in order to determine your eligibility. Mobile homes are not eligible to participate in the Solar\*Rewards Program. However, mobile homes may be eligible to participate in our non-incentivized DG solar program provided they have permanent services and the system is ground mounted. Roof top mounted systems are not permitted on mobile homes.

## Solar Application Process

### An application designed with you in mind.

Welcome to your renewable future. The process is easy. Your solar application is done all online with step-by-step instructions that you or your solar installer manage from start to finish. Applications are usually handled by the solar installer, but you can also complete an application if you choose.

## How to Get Started

Like all other online portals, you will need to register by creating a username and password to login. The person handling the application should be the one to register. Once logged in, the application process begins.

Start your application in the [Solar Application Portal](#).

## What You Need to Apply

Below is the information we look for during the application process. You have one year to complete your application, but most applications take three to six months to complete.

- **Application Information** – state, program type, customer account number and customer premise number
- **Site Details** – site address and specifying new construction, existing solar system or electric vehicle, proof of site control
- **Customer Contact Information** – name, address, phone number and email
- **For Income-Qualified** applications, we will request LIHE AP/WAP eligibility documents
- **Installer Information** – company, contact name, address and email
- **Application Fee** – Engineering Process Fee (starting at \$100)
- **Engineering Review Documents** – site plan, one-line drawing, witness test procedure and equipment specification sheets. There may be additional documents needed depending on your system (e.g. energy storage attestation forms, Exhibit B, etc.).

## Already Applied?

You're almost there. If you or your installer already submitted an application, there are still steps that need to be taken to complete your solar application. These items are also completed in the [Application Portal](#).

- Step 1 of 4: Engineering Review
  - Completeness Review: Our engineers review the submitted system site plan and line diagram for completeness within 10 business days. If the engineers find issues with your application, you have 5-10 business days to revise and re-submit for review depending on your application track.
  - Initial Review: Once your application is deemed complete, your application will undergo Initial Review screens (10-15 business days). If your system passes the Initial Review screens, your system is approved for installation.
  - Supplemental Review: If your system fails the Initial Review, it will move to the Supplemental Review (30 business days) to perform further screens to assess the system. The Supplemental Review requires an additional \$200 fee.
  - Facility Study: If your system fails the Supplemental Review, it will move to the Facility Study (45 business days) to determine the necessary upgrades and cost of those upgrades in order to interconnect the system.
- Step 2 of 4: Interconnection Agreement and System Installation
  - Once your system is approved by our engineers, the customer will be asked to e-sign our interconnection agreement(s).
  - At this time, your solar system will be installed by your installer.
- Step 3 of 4: Final Documentation
  - Proof of insurance and final electrical inspection (for Simplified Track applications, this is also called the Certificate of Completion) are uploaded to the application. You or your installer will also need to complete the final installation details.
  - These steps need to be completed and verified by the program team before solar meters can be ordered.

## **SOLAR\*REWARDS PROGRAM**

- Step 4 of 4: Meter Installation
  - For Simplified Track applications, your meter(s) will be installed within 10 business days of submitting your Certificate of Completion and initiating your meter order.
  - For Fast Track applications your meter(s) will be installed within 20 business days of initiating your meter order.
  - Once the meters are installed and a successful witness test has been performed, we will give you permission to operate your solar system.
- For additional information:
  - [See Solar Rewards frequently asked questions \(Information Sheet\)](#).
  - Email us at [SolarProgramMN@xcelenergy.com](mailto:SolarProgramMN@xcelenergy.com) if you have any questions about a current or new application. We'll answer your questions and help guide you through the process. You'll be going solar in no time.

## **SOLAR\*REWARDS COMMUNITY**

Solar\*Rewards Community has once been the nation’s largest\* community solar program, only recently surpassed by New York.\*\* As a part of the program, Xcel Energy electric customers have the opportunity to subscribe directly to a third-party owned community solar garden located in their current or adjacent county. Once subscribed to an active garden, customers will begin receiving bill credits on their monthly Xcel Energy bill equivalent to the solar energy that their subscription contributes to the Xcel Energy grid. Interested in participating? Learn how to become a subscriber at [xcelenergy.com/SolarRewardsCommunity](https://xcelenergy.com/SolarRewardsCommunity).

Are you a solar developer or installer? Access Solar\*Rewards Community developer resources at [xcelenergy.com/SRCResources](https://xcelenergy.com/SRCResources).

\*Source: National Renewable Energy Laboratory, “Sharing the Sun Community Solar Project Data” <https://data.nrel.gov/submissions/114>

\*\*Source: National Renewable Energy Laboratory, “Sharing the Sun Community Solar Project Data” [Sharing the Sun Community Solar Project Data \(December 2021\) | NREL Data Catalog](#)

## MINNESOTA COMMUNITIES SERVED BY XCEL ENERGY

Ada	*	Blomkest	E	Clay County	EG	Dayton Twp	E	Farmington	EG
Afton	EG	Blooming Grove Grove	E	Clear Lake	EG	Decoria Twp	G	Faxon Twp	E
Albany	E	Bloomington	E	Clear Lake Twp	EG	Deephaven	E	Featherstone Twp	E
Albertville	E	Blue Earth Co	E	Clearwater	EG	Deerfield Twp	E	Felton	E
Alma City	EU	Blue Earth Co	EG*	Clements	E	Delano	EG	Fifty Lakes	G
Almelund	EGU	Blue Hill Twp	E	Cleveland	EG	Delano	EG*	Fletcher	E
Alton Twp	E	Blue Hill Twp	EG	Cleveland Twp	G	Delavan Twp	E	Florence	E
Altura	E	Bombay	EU	Clinton Falls	EU	Delhi	E	Florence Twp	E
Amador Twp	EG	Bongards	EU	Clinton Falls Twp	E	Dellwood	EG	Flynnstown	E
Annandale	E	Borup	E	Coates	E	Denmark Twp	EG	Foley	EG
Anoka Co	EG	Brainerd	G	Cobden	E	Dennison	E	Forest Lake	EG
Apple Valley	E	Breezy Point	G	Cokato	E	Dilworth	EG	Forest Lake Twp	EG
Arden Hills	EG	Bridgewater Twp	E	Cokato Twp	E	Dodge Center	E	Fort Snelling	E
Arlington Twp	E	Briggs Lake	G	Cold Spring	E	Dodge County	E	Franconia Twp	EG
Ashland Twp	E	Brighton Twp	E	Collegeville	EG	Douglas County	E	Franklin	E
Atwater	E	Brockway Twp	EG	Collins Twp	E	Dresbach	EU	Franklin Twp	EG
Averill	EU	Brooklyn Center	E	Collinwood Twp	EG	Dresbach Twp	E	Freeborn County	E
Avon	E	Brooklyn Park	E	Cologne	E	Dryden Twp	G	Freedom Twp	E
Avon Twp	E	Brooten	E	Columbia Heights	E	Dundas	EG	Freeport	E
Baker	EU	Brown County	E	Columbus	EG	Eagan	EG	Fridley	E
Balaton	E	Brownton	E	Columbus Twp	EG	Eagle Creek Twp	E	Frontenac	EU
Baldwin Twp	G	Buffalo	EG*	Comstock	E	Eagle Lake	E	Galsgow Twp	E
Bancroft Twp	E	Buffalo Lake	E	Concord	EU	East Bethel	EG	Garden City Twp	E
Barclay Twp	G	Buffalo Twp	EG	Concord Twp	E	East Grand Forks	EG*	Garvin	E
Barnesville	G	Burnsville	E	Coon Rapids	E	East Gull Lake	G	Gaylord	E
Barnesville Twp	G	Butterfield	E	Corcoran	E	Echo	E	Gem Lake	EG
Bath Twp	E	Byron	E	Cordova Twp	EG	Echo Twp	E	Gibbon	E
Baxter	G	Camden Twp	E	Corinna Twp	E	Eden Lake Twp	E	Gilford Twp	E
Bayport	EG	Canisteo Twp	E	Cornish Twp	E	Eden Prairie	E	Gilmanton Twp	E
Baytown Twp	EG	Cannon City	EU	Cosmos	EG	Eden Valley	E	Glencoe	E*
Beauford	EU	Cannon City Twp	E	Cosmos	E	Edgerton	E	Glencoe	E
Beauford Twp	E	Carver	E	Cosmos Twp	EG	Edina	E	Glencoe Twp	E
Becker	EG	Carver County	EG	Cottage Grove	EG	Edwards Twp	E	Glenwood	E
Becker Twp	E	Cass County	G	Cottonwood	E	Elba	E	Glenwood Twp	E
Belgrade	E	Castle Rock Twp	E	Courtland	E	Elk River	G	Glyndon	EG
Belle Creek Twp	E	Center City	EG	Courtland Twp	E	Elko	E	Glyndon Twp	E
Belle Plaine	E	Centerville	EG	Credit River Twp	E	Elko New Market	E	Golden Valley	E
Belle Plaine Twp	E	Chaka	E	Cromwell Twp	G	Ellington Twp	E	Good Thunder	E
Bellechester	E	Champlin	E	Crosslake	G	Ellsworth Twp	G	Goodhue	E
Bellevue Twp	G	Chandler	E	Crow Lake Twp	E	Elmwood Twp	E	Goodhue Co	E
Belvidere Twp	E	Chanhassen	E	Crow Wing Co	G	Elysian	EG	Goodhue County	EG
Belview	E	Cherry Grove Twp	E	Crystal	E	Elysian Twp	EG	Goodhue Twp	E
Benton Co	EG	Chester Twp	E	Currie	E	Empire	E	Goodview	EG
Benton Twp	E	Chickamaw Beach	G	Dahlgren	E	Enchanted Island	E	Gordon Twp	E
Bergen Twp	E	Chippewa County	E	Dakota	E	Essig	E	Grafton Twp	E
Bernadotte Twp	E	Chisago City	EG	Dakota Co	E	Essig	EU	Granite Falls	E*
Big Island	E	Chisago Co	E	Dakota County	EG	Evan	E	Granite Falls Twp	E*
Big Lake	EG	Chisago County	EG	Danube	E	Excelsior	E	Grant	EG
Big Lake Twp	EG	Chisago Lake Twp	EG	Danville Twp	E	Fairfax	E*	Grant Twp	G
Birch Cooley Twp	E	Circle Pines	E	Darwin	G	Fairfield	G	Grant Twp	E
Birchwood	EG	Clara City	E	Darwin Twp	G	Fairview Twp	G	Green Isle	EG
Bird Island	E	Claremont	E	Dassel	E	Falcon Heights	EG	Green Isle	E
Bird Island Twp	E	Claremont Twp	E	Dassel	EG	Faribault	EG	Green Isle Twp	EG
Blaine	EG	Clarkfield	E	Dassel Twp	EG	Faribault Co	E	Green Lake	EGU
Blakely	E	Clarks Grove	E	Dayton	E	Faribault County	E	Green Lake	E
Blakely Twp	E	Clay Co	E	Dayton (West Side)	E	Farmington	E	Green Lake Twp	G

**KEY:** E = Electric; G = Gas; U = Unincorporated; \* = Wholesale

**NOTE:** In some cases, Xcel Energy does not serve the entire community.

## MINNESOTA COMMUNITIES SERVED BY XCEL ENERGY (CONT.)

Greenfi Id	E	Homer	EG	Lake Henry	E	Lyra Twp	E	Minnesota Falls Twp	E
Greenfield	E	Homer Twp	EG	Lake Henry Twp	E	Madelia	*	Minnesota Lake	E
Greenfield Twp	E	Hopkins	E	Lake Jefferson	E	Madelia Village	*	Minnetonka	E
Greenville	G	Houston County	E	Lake Lillian	E	Madison Lake	EG	Minnetonka Beach	E
Greenville Twp	E	Howard Lake	E	Lake Lillian Twp	E	Mahtomedi	EG	Minnetrista	EG
Greenwald	EG	Hugo	EG	Lake Shore	G	Maine Prairie Twp	E	Minnewaska Twp	E
Greenwald	E	Humboldt Twp	G	Lake St Croix Beach	E	Manchester	E	Mission	G
Greenwood	E	Hutchinson Twp	E	Lake Twp	EG	Manhattan Beach	G	Mission Twp	G
Grey Cloud Isl Twp	E	Hyde Park Twp	E	Lake Washington	G	Mankato	E	Moltke Twp	E
Grey Cloud Island Twp	EG	Ideal	G	Lake Wilson	E	Mankato Twp	E	Montevideo	E
Grove City	E	Ideal Twp	E	Lakeland	EG	Mantorville	E	Monticello	E
Grove Twp	E	Ihlen	E	Lakeland Shores	EG	Mantorville Twp	E	Monticello Twp	E
Hadley	E	Independence	EG	Lakeland Twp	E	Maple Grove	E	Montrose	EG
Hale Twp	E	Inver Grove	EG	Laketown Twp	E	Maple Lake	E	Moorhead	EG
Ham Lake	G	Inver Grove Heights	EG	Lakeville	E	Maple Lake Twp	G	Moorhead Twp	G
Ham Lake	EG	Iona	E	Landfall	EG	Maple Plain	E	Morgan	E
Hamburg	EG	Iosco Twp	E	Lanesburgh Twp	E	Mapleton	E	Morgan Twp	E
Hamburg	E	Irving Twp	EG	Lauderdale	EG	Mapleton Twp	E	Morrison County	G
Hamel	EU	Isanti	G	Lauderdale	G	Maplewood	EG	Morristown	E
Hammond	E	Isanti County	G	Le Sauk Twp	E	Marine on St Croix	EG	Morristown Twp	E
Hampton	E	Jackson Twp	EG	LeHillier	E	Marshall	*	Morton	E
Hampton Twp	E	Jamestown Twp	E	Lemond Twp	E	Marystown	G	Mound	E
Hancock	E	Janesville	E*	Lent Twp	EG	Marysville Twp	EG	Mounds View	EG
Hanley Falls	E	Janesville Twp	E	LeRay Twp	E	May Twp	EG	Mount Pleasant Twp	E
Hanover	E	Janesville Village	E	LeSauk Twp	G	Mayer	E	Mountain Lake	*
Harris	E	Jasper	E	Lester Prairie	E	Maynard	E	Mower Co	E
Hartland	E	Jenkins	G	LeSueur Co	E	Mazeppa	E	Mower County	E
Hartland Twp	E	Jenkins Twp	G	LeSueur County	EG	Mazeppa Twp	E	Mt Pleasant Twp	EG
Hassan Twp	E	Jessenland Twp	E	Leven Twp	E	McLeod Co	E	Mount Pleasant Twp	EG
Hastings	E	Jordan	E	Lexington	E	McLeod County	E	Mt Vernon Twp	E
Hatfield	E	Kalmar Twp	E	Lexington Twp	E	McPherson Twp	EG	Mount Vernon Twp	E
Haven Twp	EG	Kandiyohi	G	Lilydale	EG	Medford	E	Mpls/St Paul Airport	E
Hawk Creek Twp	E	Kandiyohi County	EG	Lime Twp	E	Medford Twp	E	Munson Twp	E
Hawley Twp	G	Kandiyohi Twp	G	Lincoln Co	E	Medicine Lake	E	Murray CO	E
Hay Creek Twp	E	Kasota Twp	E*	Lincoln County	E	Medina	E	Murray County	E
Hay Creek Twp	EG	Kasota Village	E	Lincoln Twp	E	Medo Twp	E	Navarre	E
Hayfield	E	Kasson	*	Lindstrom	EG	Meeker Co	EG	Nerstrand	E
Hazel Run	E	Kellogg	E	Lino Lakes	EG	Meeker County	EG	New Auburn	E
Hector	E	Kellogg Twp	E*	Linwood Twp	EG	Meire Grove	E	New Brighton	EG
Heights	EG	Kenyon Twp	E*	Little Canada	EG	Melrose	*	New Germany	E
Helen Twp	EG	Kenyon Village	E*	Long Beach	E	Melrose City	E	New Hartford Twp	E
Helen Twp	E	Kilkenney	E	Long Lake	E	Mendota	EG	New Haven Twp	E
Helena Twp	E	Kilkenny Twp	E	Lonsdale	E	Mendota Heights	EG	New Hope	E
Henderson	E	Kimball	E	Loon Lake Twp	G	Meriden	EU	New London	EG
Hennepin County	E	Kiingston	E	Loretto	E	Meriden Twp	E	New London Twp	E
Hidden Valley Twp	E	Kingston Twp	E	Louisville Twp	G	Middleville Twp	G	New Market	E
Hillsdale Twp	E	Krain Twp	E	Louisville Twp	EG	Mile Lacs County	G	New Market Twp	E
Hilltop	E	La Crescent	E	Lowry	E	Millville	E	New Munich	E
Hitterdal	G	La Crescent Twp	E	Lura Twp	E	Milton	E	New Prague	E
Hokah	E	La qui Parle Co	E	Luxemburg Twp	E	Milton Twp	E	New Richland	E
Holding Twp	E	Lac qui Parle County	E	Lyden Twp	E*	Minden Twp	EG	New Richland Twp	E
Holdingford	EG	Lafayette	E	Lydia	EU	Minneapolis	E	New Scandia Twp	EG
Holland	E	Lake City	EG*	Lydia	E	Minneapolis/Saint. Paul International Airport	E	New Sweden Twp	E
Holland Twp	E	Lake Crystal	*	Lyndale	E	Minneiska	E	New Ulm	*
Hollywood Twp	E	Lake Edwards Twp	G	Lyon Co	E	Minneola Twp	E	Newport	EG
Holy Cross Twp	E	Lake Elmo	EG	Lyon County	E	Minnesota City	EG	Nicollet	E

**KEY:** E = Electric; G = Gas; U = Unincorporated; \* = Wholesale

**NOTE:** In some cases, Xcel Energy does not serve the entire community.

## MINNESOTA COMMUNITIES SERVED BY XCEL ENERGY (CONT.)

Nicollet Co	E	Pine Springs	EG	San Francisco Twp	E	St Lawrence Twp	E	Webster Twp	E
Nicollet County	E	Pipestone	E	Sand Creek Twp	E	St Louis Park	E	Wegdahl	EU
Nicollet Twp	E	Pipestone County	E	Santiago	G	St Martin	E	Welch Twp	E
Nininger Twp	E	Plato	E	Sartell	EG	St Marys Twp	E	Wells Twp	E
Nisswa	G	Pleasant Hill Twp	EG	Sauk Center	*	St Michael	EG	West Concord	E
Nobles County	G	Pleasant Lake	G	Sauk Rapids	EG	St Paul	EG	West Lakeland Twp	EG
Nodine	EU	Plymouth	E	Sauk Rapids Twp	E	St Paul Park	EG	West St. Paul	EG
Norman Co	E	Point Douglas Park	E	Savage	E	St Peter	*	West Union	E
Norman County	E	Polk County	G	Scandia	EGU	St Stephen	G	Westport	E
North Branch	EG	Pope County	E	Scott County	EG	St Wendell Twp	G	Westport Twp	E
North Branch Twp	G	Princeton	G	Sedan	E	Stacy	EG	Wheatland Twp	E
North Mankato	E	Prinsburg	E	Severence Twp	E	Stanton	EU	White Bear Lake	EG
North Oaks	EG	Prior Lake	E	Shafer	EG	Stanton Twp	E	White Bear Twp	E
North Redwood	E	Ramsey County	EG	Shafer Twp	EG	Starbuck	E	Wilken Co	E
North Saint Paul	G	Randolph Twp	E	Shakopee	EG	Stearns Co	EG	Wilken County	E
Northfield	EG	Rapidan	EU	Sherburne County	EG	Stearns County	EG	Willernie	EG
Norwood	E	Raymond	E	Sherman Twp	E	Steele County	E	Wilson	E
Young America	E	Reads Landing	EU	Shieldsville Twp	E	Sterling Twp	E	Wilson	EGU
Oak Center	EU	Red Wing	EG	Shoreview	EG	Stewart	E	Winona	EG
Oak Park Heights	EG	Redwood County	E	Shorewood	E	Wakefield Twp	E	Winona Co	E
Oak Twp	E	Redwood Falls	*	Sibley County	EG	Walcott Twp	E	Winona County	EG
Oakdale	EG	Regal	E	Sibley Twp	EG	Walden	G	Winona Twp	E
Oaklawn Twp	G	Renville	E	Silver Lake	E	Waldorf	E	Winsted	E
Oakport Twp	EG	Renville County	E	Skyberg	EU	Waltham	E	Winsted Twp	E
Oakwood Twp	E	Rheiderland Twp	E	Skyline	E	Waltham Twp	E	Winthrop	E
Olmstead County	E	Rice	EG	Slayton	E	Wanamingo	E	Witoka	EU
Orono	E	Rice County	EG	Sleepy Eye	*	Wanamingo WP	E	Wolverton	E
Orrock Twp	G	Rich Valley	E	Smiths Mill	EU	Warsaw	EGU	Wood Lake	E
Osakis	E	Richfield	E	South Bend	EU	Warsaw Twp	EG	Wood Lake Twp	E
Oshawa Twp	E	Richmond	E	South Bend Twp	E	Waseca	E*	Woodbury	EG
Osseo	E	Ridgeway	EU	South Haven	E	Waseca County	E	Woodland	E
Otisco	EU	Robbinsdale	E	South Saint Paul	EG	Wash Lake Twp	EG	Woodland Twp	EG
Otsego	E	Rock County	E	Southside Twp	E	Washington Twp	G	Woodstock	E
Ottawa Twp	E	Rockford	E	Sparta Twp	E	Wasioja	EU	Woodville Twp	E
Ottertail County	G	Rockford Twp	EG	Spencer Brook Twp	G	Wasioja Twp	E	Wright Co	E
Oxford Twp	G	Rockville	EG	Spicer	EG	Watab Twp	EG	Wright County	EG
Palmer Twp	G	Rogers	E	Spring Hill	E	Waterford	EGU	Wyanett Twp	G
Paxton Twp	E	Rollingstone	EG	Spring Lake Park	E	Watertown	EG	Wyoming	EG
Paynesville	E	Rollingstone Twp	E	Spring Lake Twp	E	Watertown Twp	EG	Wyoming Twp	EG
Paynesville Twp	E	Roscoe	E	Spring Park	E	Waterville	E	Yellow Medicine County	E
Pelican Twp	G	Roseland	EU	Springfield	*	Waterville Twp	E	Young America	E
Pemberton	E	Rosemount	EG	St Anthony Village	E	Watkins	E	Young America Twp	E
Pepin Twp	E	Roseville	EG	St Augusta	EG	Watonwan County	E	Zimmerman	G
Pequot Lakes	G	Royalton	G	St Bonifacius	E	Watopa Twp	E	Zion Twp	E
Pillager	G	Ruthton	E	St Clair	EG	Watson	E	Zumbro Falls	E
Pine Island	E	Sabin	E	St Cloud	EG	Waverly	EG	Zumbrota	E
Pine Island Twp	E	Sacred Heart	E	St James	*	Wayzata	E	Zumbrota Twp	E
Pine River	G	Sacred Heart Twp	E	St Joseph	EG	Weaver	EG		
Pine River Twp	G	Salem Twp	E	St Joseph Twp	E	Webster	EU		

Communities Served: [xcelenergy.com](http://xcelenergy.com)

**KEY:** E = Electric; G = Gas; U = Unincorporated; \* = Wholesale

**NOTE:** In some cases, Xcel Energy does not serve the entire community.

## NORTH DAKOTA COMMUNITIES SERVED BY XCEL ENERGY

Barnes Twp	E	Cummings	E	Harrison Twp	E	Mayville	E	Reile's Acres	G
Berthold	E	Des Lacs	E	Hatton	E	Mayville Twp	E	Reynolds	E
Briarwood	G	Emerado	G	Horace	G	Minot	E	Sundre Twp	
Buffalo	G	Falconer Twp	E	Kirkelie Twp	E	Nedrose Twp	E	Thompson	GE
Burlington	E	Fargo	EG	Larimore	E	Oriska	G	Tower City	G
Burlington Twp	E	Frontier	G	Larimore Twp	E	Portland	E	West Fargo	GE
Buxton	E	Grand Forks	EG	Lone Tree	EU	Prairie Rose	G		
Casselton	G	Grand Forks Twp	E	Mapleton	G	Reed Twp	E		

Communities Served: ([xcelenergy.com](http://xcelenergy.com))

**KEY:** E = Electric; G = Gas; U = Unincorporated; \* = Wholesale

**NOTE:** In some cases, Xcel Energy does not serve the entire community.

## SOUTH DAKOTA COMMUNITIES SERVED BY XCEL ENERGY

Alexandria	Chancellor	Hanson County	Miner County	Spring Valley Twp
Artesian	Crooks	Hanson	Minnehaha County	Springdale Twp
Baltic	Delapre Twp	Harrisburg	Monroe	Sverdrup Twp
Benton Twp	Dell Rapids	Howard Twp	Monroe Twp	Tea
Brandon	Dell Rapids Twp	La Valley Twp	Moody County	Turner County
Brandon Twp	Dolton	Lake County	Palisade Twp	Union Twp
Bridgewater	Dolton Twp	Lennox	Perry Twp	Valley Springs Twp
Bridgewater Twp	Emery	Lincoln County	Ramona	Wall Lake Twp
Canistota	Fedora	Logan Twp	Renner Corner	Wall Lake Township – Minnehaha County
Canova	Forestburg	Lyons Twp	Salem	Wayne Twp
Canton	Fulton	Mapleton Twp	Sandborn County	Wellington Twp
Canton Twp	Garretson	Marion	Sherman	Winfred
Carthage	Germantown Twp	McCook	Sioux Falls	Worthing
Centerville	Grant Twp	McCook County	Split rock Twp	
Centerville Twp				

Communities Served: ([xcelenergy.com](http://xcelenergy.com))

