BNY MELLON

Asset Detail - By Currency

Report ID : IACS0005
Base Currency : USD
Status : FINAL

EATON VANCE HY PI1 - [redacted]

12/31/2019

Shares/Par Security ID Description Link Ref	Price Base	Cost Base	Market Value Base	Percent Of Total	Net Unrealized Gain/Loss Base
130,000.000 1011778 BC ULC / NEW RED 144A 68245XAC3 4.250% 05/15/2024 DD 05/17/17	102.50	131,232.60	133,250.00	0.21	2,017.40
202,000.000 1011778 BC ULC / NEW RED 144A 68245XAE9 5.000% 10/15/2025 DD 08/28/17	103.25	204,514.54	208,565.00	0.34	4,050.46
63,000.000 1011778 BC ULC / NEW RED 144A 68245XAH2 3.875% 01/15/2028 DD 09/24/19	100.25	63,000.00	63,157.50	0.10	157.50
98,000.000 1011778 BC ULC / NEW RED 144A 68245XAJ8 4.375% 01/15/2028 DD 11/19/19	100.25	98,000.00	98,245.00	0.16	245.00
25,000.000 PBF HOLDING CO LLC / PBF FINAN 69318FAE8 7.000% 11/15/2023 DD 11/15/16	103.75	25,773.88	25,937.50	0.04	163.62
290,000.000 PBF HOLDING CO LLC / PBF FINAN 69318FAG3 7.250% 06/15/2025 DD 05/30/17	106.75	294,904.94	309,575.00	0.50	14,670.06
21,000.000 PBF LOGISTICS LP / PBF LOGISTI 69318UAB1 6.875% 05/15/2023 DD 11/15/15	103.00	21,267.68	21,630.00	0.03	362.32
363,000.000 PERFORMANCE FOOD GROUP IN 144A 69346VAA7 5.500% 10/15/2027 DD 09/27/19	106.88	380,550.90	387,956.25	0.62	7,405.35
215,000.000 PQ CORP 144A 693522AG9 6.750% 11/15/2022 DD 05/04/16	103.38	218,515.90	222,256.25	0.36	3,740.35
145,000.000 CLARIOS GLOBAL LP / CLARI 144A 69867DAA6 6.250% 05/15/2026 DD 04/01/19	107.75	146,520.70	156,237.50	0.25	9,716.80

BNY MELLON

Asset Detail - By Currency

Report ID : IACS0005
Base Currency : USD
Status : FINAL

EATON VANCE HY PI1 - [redacted]

12/31/2019

Shares/Par Security ID Description Link Ref	Price Base	Cost Base	Market Value Base	Percent Of Total	Net Unrealized Gain/Loss Base
265,000.000 CLARIOS GLOBAL LP / CLARI 144A 69867DAC2 8.500% 05/15/2027 DD 04/01/19	106.25	265,428.59	281,562.50	0.45	16,133.91
260,000.000 SEVEN GENERATIONS ENERGY 144A 699320AH0 6.875% 06/30/2023 DD 06/05/15	102.88	266,826.81	267,475.00	0.43	648.19
20,000.000 PARK AEROSPACE HOLDINGS L 144A 70014LAA8 5.250% 08/15/2022 DD 02/03/17	106.54	20,000.00	21,308.00	0.03	1,308.00
145,000.000 PARK AEROSPACE HOLDINGS L 144A 70014LAB6 5.500% 02/15/2024 DD 02/03/17	109.79	149,383.47	159,196.95	0.26	9,813.48
260,000.000 PARSLEY ENERGY LLC / PARS 144A 701885AD7 5.375% 01/15/2025 DD 12/13/16	103.00	262,574.12	267,800.00	0.43	5,225.88
197,000.000 PARSLEY ENERGY LLC / PARS 144A 701885AH8 5.625% 10/15/2027 DD 10/11/17	105.75	200,464.90	208,327.50	0.34	7,862.60
40,000.000 PATTERN ENERGY GROUP INC 144A 70338PAC4 5.875% 02/01/2024 DD 01/25/17	102.88	41,175.20	41,150.00	0.07	-25.20
220,000.000 POST HOLDINGS INC 144A 737446AL8 5.500% 03/01/2025 DD 02/14/17	104.75	226,004.58	230,450.00	0.37	4,445.42
300,000.000 POST HOLDINGS INC 144A 737446AM6 5.750% 03/01/2027 DD 02/14/17	107.25	296,802.91	321,750.00	0.52	24,947.09
81,000.000 POST HOLDINGS INC 144A 737446AN4 5.625% 01/15/2028 DD 12/01/17	107.75	81,000.00	87,277.50	0.14	6,277.50

BNY MELLON

Asset Detail - By Currency

Report ID : IACS0005
Base Currency : USD
Status : FINAL

EATON VANCE HY PI1 - [redacted]

12/31/2019

Shares/Par Security ID Description Link Ref	Price Base	Cost Base	Market Value Base	Percent Of Total	Net Unrealized Gain/Loss Base
48,000.000 POST HOLDINGS INC 144A 737446AP9 5.500% 12/15/2029 DD 07/03/19	106.63	48,000.00	51,182.40	0.08	3,182.40
83,271.367 PRECISION DRILLING CORP 740212AE5 6.500% 12/15/2021 DD 12/15/11	99.75	83,099.29	83,063.19	0.13	-36.10
35,000.000 PRECISION DRILLING CORP 144A 740212AL9 7.125% 01/15/2026 DD 11/22/17	95.00	35,000.00	33,250.00	0.05	-1,750.00
130,000.000 PRECISION DRILLING CORP 74022DAJ9 5.250% 11/15/2024 DD 11/15/14	91.75	121,558.45	119,275.00	0.19	-2,283.45
34,000.000 PRESTIGE BRANDS INC 144A 74112BAL9 5.125% 01/15/2028 DD 12/02/19	104.75	34,000.00	35,615.00	0.06	1,615.00
76,000.000 PRIME SECURITY SERVICES B 144A 74166MAA4 9.250% 05/15/2023 DD 05/02/16	104.88	77,580.34	79,705.00	0.13	2,124.66
199,000.000 RIVERBED TECHNOLOGY INC 144A 74339KAA0 8.875% 03/01/2023 DD 03/09/15	57.50	191,817.34	114,425.00	0.18	-77,392.34
55,000.000 QUALITYTECH LP / QTS FINA 144A 74759BAD5 4.750% 11/15/2025 DD 11/08/17	103.63	55,000.00	56,993.75	0.09	1,993.75
31,000.000 RHP HOTEL PROPERTIES LP / RHP 749571AD7 5.000% 04/15/2023 DD 04/14/15	102.00	30,888.37	31,620.00	0.05	731.63
405,000.000 RELIANCE INTERMEDIATE HOL 144A 75947TAB0 6.500% 04/01/2023 DD 03/24/15	102.50	412,737.09	415,125.00	0.67	2,387.91

BNY MELLON

Asset Detail - By Currency

Report ID : IACS0005
Base Currency : USD
Status : FINAL

EATON VANCE HY PI1 - [redacted]

12/31/2019

Shares/Par Security ID Description Link Ref	Price Base	Cost Base	Market Value Base	Percent Of Total	Net Unrealized Gain/Loss Base
250,000.000 RESIDEO FUNDING INC 144A 76119LAA9 6.125% 11/01/2026 DD 10/19/18	100.75	251,921.33	251,875.00	0.41	-46.33
48,455.390 REYNOLDS GROUP ISSUER INC / RE 761735AP4 5.750% 10/15/2020 DD 09/28/12	100.13	48,486.68	48,515.96	0.08	29.28
325,000.000 REYNOLDS GROUP ISSUER INC 144A 761735AV1 7.000% 07/15/2024 DD 06/27/16	103.38	332,402.61	335,968.75	0.54	3,566.14
70,000.000 SBA COMMUNICATIONS CORP 78410GAB0 4.000% 10/01/2022 DD 04/01/18	101.88	70,000.00	71,312.50	0.11	1,312.50
25,000.000 NAVIENT CORP 78442FEL8 7.250% 01/25/2022 DD 01/27/12	108.64	25,248.32	27,161.00	0.04	1,912.68
6,000.000 SM ENERGY CO 78454LAH3 5.000% 01/15/2024 DD 01/15/14	95.25	5,540.19	5,715.00	0.01	174.81
140,000.000 SM ENERGY CO 78454LAL4 5.625% 06/01/2025 DD 05/21/15	94.92	130,477.04	132,883.80	0.21	2,406.76
24,000.000 SM ENERGY CO 78454LAN0 6.750% 09/15/2026 DD 09/12/16	98.00	22,728.12	23,520.00	0.04	791.88
75,000.000 SM ENERGY CO 78454LAP5 6.625% 01/15/2027 DD 08/20/18	98.29	75,000.00	73,714.50	0.12	-1,285.50
47,000.000 SS&C TECHNOLOGIES INC 144A 78466CAC0 5.500% 09/30/2027 DD 03/28/19	106.75	48,964.44	50,172.50	0.08	1,208.06

BNY MELLON

Asset Detail - By Currency

Report ID : IACS0005
Base Currency : USD
Status : FINAL

EATON VANCE HY PI1 - [redacted]

12/31/2019

Shares/Par Security ID Description Link Ref	Price Base	Cost Base	Market Value Base	Percent Of Total	Net Unrealized Gain/Loss Base
33,592.850 SS&C TECHNOLOGIES 4/18 COV-LT 78466DBD5 TLB3	100.64	33,529.29	33,809.19	0.05	279.90
23,044.020 SS&C TECHNOLOGIES 4/18 COV-LT 78466DBE3 TLB4	100.64	23,000.42	23,192.42	0.04	192.00
256,901.230 SS&C TECHNOLOGIES 10/18 ADD-ON 78466DBF0 B5 COV-LITE TLB	100.62	256,564.09	258,481.17	0.42	1,917.08
200,000.000 SPCM SA 144A 7846ELAC1 4.875% 09/15/2025 DD 04/20/17	104.00	195,569.18	208,000.00	0.33	12,430.82
53,000.000 SCIENTIFIC GAMES INTERNAT 144A 80874YBC3 7.000% 05/15/2028 DD 11/26/19	107.25	53,000.00	56,842.50	0.09	3,842.50
43,000.000 SCIENTIFIC GAMES INTERNAT 144A 80874YBE9 7.250% 11/15/2029 DD 11/26/19	108.50	43,000.00	46,655.00	0.08	3,655.00
94,000.000 SCRIPPS ESCROW INC 144A 81104PAA7 5.875% 07/15/2027 DD 07/26/19	104.75	94,731.01	98,465.00	0.16	3,733.99
140,580.000 SEDGWICK CMS 12/18 COV-LITE TL 81527CAL1 0.000% 11/06/2025 DD 10/29/18	99.97	140,648.38	140,536.42	0.23	-111.96
123,000.000 SELECT MEDICAL CORP 144A 816196AT6 6.250% 08/15/2026 DD 08/01/19	108.25	127,445.07	133,149.96	0.21	5,704.89
125,000.000 SENSATA TECHNOLOGIES BV 144A 81725WAJ2 5.000% 10/01/2025 DD 03/26/15	108.63	125,000.00	135,781.25	0.22	10,781.25

BNY MELLON

Asset Detail - By Currency

Report ID : IACS0005
Base Currency : USD
Status : FINAL

EATON VANCE HY PI1 - [redacted]

12/31/2019

Shares/Par Security ID Description Link Ref	Price Base	Cost Base	Market Value Base	Percent Of Total	Net Unrealized Gain/Loss Base
200,000.000 SENSATA TECHNOLOGIES UK F 144A 81727TAA6 6.250% 02/15/2026 DD 11/27/15	107.75	210,911.43	215,500.00	0.35	4,588.57
145,000.000 SERVICEMASTER CO LLC/THE 817609AB6 7.450% 08/15/2027 DD 08/19/97	113.00	156,269.94	163,850.00	0.26	7,580.06
405,000.000 SERVICEMASTER CO LLC/THE 144A 817610AA6 5.125% 11/15/2024 DD 11/08/16	103.75	404,710.37	420,187.50	0.68	15,477.13
205,000.000 SHELF DRILLING HOLDINGS L 144A 822538AE4 8.250% 02/15/2025 DD 02/07/18	95.25	206,032.99	195,262.50	0.31	-10,770.49
100,000.000 SINCLAIR TELEVISION GROUP 144A 829259AY6 5.500% 03/01/2030 DD 11/27/19	102.25	100,000.00	102,250.00	0.16	2,250.00
380,000.000 SIRIUS XM RADIO INC 144A 82967NBA5 5.000% 08/01/2027 DD 07/05/17	105.50	383,563.44	400,900.00	0.65	17,336.56
144,000.000 SIRIUS XM RADIO INC 144A 82967NBE7 4.625% 07/15/2024 DD 07/02/19	105.00	144,000.00	151,200.00	0.24	7,200.00
295,000.000 SONIC AUTOMOTIVE INC 83545GBC5 6.125% 03/15/2027 DD 03/10/17	104.25	293,869.04	307,537.50	0.50	13,668.46
8,000.000 SURGERY CENTER HOLDINGS I 144A 84611WAB0 6.750% 07/01/2025 DD 06/30/17	100.00	8,029.89	8,000.00	0.01	-29.89
190,000.000 SPECTRUM BRANDS INC 84762LAS4 6.125% 12/15/2024 DD 12/15/15	103.25	189,772.00	196,175.00	0.32	6,403.00

BNY MELLON

Asset Detail - By Currency

Report ID : IACS0005
Base Currency : USD
Status : FINAL

EATON VANCE HY PI1 - [redacted]

12/31/2019

Shares/Par Security ID Description Link Ref	Price Base	Cost Base	Market Value Base	Percent Of Total	Net Unrealized Gain/Loss Base
280,000.000 SPECTRUM BRANDS INC 84762LAU9 5.750% 07/15/2025 DD 01/15/16	104.38	283,976.52	292,255.60	0.47	8,279.08
38,000.000 SPECTRUM BRANDS INC 144A 84762LAV7 5.000% 10/01/2029 DD 09/24/19	103.25	38,000.00	39,235.00	0.06	1,235.00
83,000.000 SPEEDWAY MOTORSPORTS LLC 144A 84779MAA2 4.875% 11/01/2027 DD 10/23/19	101.38	83,262.16	84,141.25	0.14	879.09
161,000.000 SPRINT CAPITAL CORP 852060AD4 6.875% 11/15/2028 DD 11/16/98	107.75	177,574.67	173,477.50	0.28	-4,097.17
6,000.000 SPRINT COMMUNICATIONS INC 852061AR1 7.000% 08/15/2020 DD 08/14/12	102.13	6,101.06	6,127.50	0.01	26.44
170,000.000 SPRINT COMMUNICATIONS INC 852061AS9 6.000% 11/15/2022 DD 11/14/12	104.88	161,622.53	178,287.50	0.29	16,664.97
365,000.000 SPRINT CORP 85207UAE5 7.250% 09/15/2021 DD 09/15/14	105.75	370,438.98	385,987.50	0.62	15,548.52
121,000.000 SPRINT CORP 85207UAF2 7.875% 09/15/2023 DD 09/15/14	110.33	123,225.92	133,502.93	0.21	10,277.01
80,000.000 SPRINT CORP 85207UAH8 7.125% 06/15/2024 DD 06/15/14	107.88	78,974.05	86,300.00	0.14	7,325.95
195,000.000 SPRINT CORP 85207UAJ4 7.625% 02/15/2025 DD 02/24/15	109.74	213,575.17	213,983.25	0.34	408.08

BNY MELLON

Asset Detail - By Currency

Report ID : IACS0005
Base Currency : USD
Status : FINAL

EATON VANCE HY PI1 - [redacted]

12/31/2019

Shares/Par Security ID Description Link Ref	Price Base	Cost Base	Market Value Base	Percent Of Total	Net Unrealized Gain/Loss Base
73,000.000 SPRINT CORP 85207UAK1 7.625% 03/01/2026 DD 02/22/18	110.28	73,000.00	80,504.40	0.13	7,504.40
13,000.000 STANDARD INDUSTRIES INC/N 144A 853496AB3 5.500% 02/15/2023 DD 02/23/16	101.63	13,182.57	13,211.25	0.02	28.68
180,000.000 STARS GROUP HOLDINGS BV / 144A 85572NAA6 7.000% 07/15/2026 DD 07/10/18	108.25	180,585.20	194,850.00	0.31	14,264.80
10,000.000 STEEL DYNAMICS INC 858119BC3 5.125% 10/01/2021 DD 04/01/15	100.06	10,000.00	10,006.00	0.02	6.00
70,000.000 SUNOCO LP / SUNOCO FINANCE COR 86765LAJ6 4.875% 01/15/2023 DD 07/15/18	102.25	70,000.00	71,576.40	0.12	1,576.40
32,000.000 SUNOCO LP / SUNOCO FINANCE COR 86765LAL1 5.500% 02/15/2026 DD 08/15/18	103.75	32,000.00	33,200.00	0.05	1,200.00
35,000.000 SURGERY CENTER HOLDINGS I 144A 86881WAD4 10.000% 04/15/2027 DD 04/11/19	109.75	36,646.30	38,412.50	0.06	1,766.20
120,000.000 TMS INTERNATIONAL HOLDING 144A 87261QAB9 7.250% 08/15/2025 DD 08/14/17	90.42	124,382.20	108,500.40	0.17	-15,881.80
360,000.000 T-MOBILE USA INC 87264AAP0 6.500% 01/15/2026 DD 11/05/15	107.22	374,655.77	385,995.60	0.62	11,339.83
25,000.000 T-MOBILE USA INC 87264AAT2 5.375% 04/15/2027 DD 03/16/17	106.50	25,000.00	26,625.00	0.04	1,625.00

BNY MELLON

Asset Detail - By Currency

Report ID : IACS0005
Base Currency : USD
Status : FINAL

EATON VANCE HY PI1 - [redacted]

12/31/2019

Shares/Par Security ID Description Link Ref	Price Base	Cost Base	Market Value Base	Percent Of Total	Net Unrealized Gain/Loss Base
75,000.000 T-MOBILE USA INC 87264AAU9 4.500% 02/01/2026 DD 01/25/18	102.50	75,000.00	76,875.00	0.12	1,875.00
65,000.000 T-MOBILE USA INC 87264AAV7 4.750% 02/01/2028 DD 01/25/18	104.78	63,338.27	68,107.65	0.11	4,769.38
25,000.000 TRI POINTE GROUP INC 87265HAF6 5.250% 06/01/2027 DD 06/08/17	104.50	25,000.00	26,125.00	0.04	1,125.00
155,000.000 TALLGRASS ENERGY PARTNERS 144A 87470LAA9 5.500% 09/15/2024 DD 09/01/16	100.50	157,232.51	155,775.00	0.25	-1,457.51
182,000.000 TALLGRASS ENERGY PARTNERS 144A 87470LAD3 5.500% 01/15/2028 DD 09/15/17	98.00	183,001.53	178,360.00	0.29	-4,641.53
175,000.000 TARGA RESOURCES PARTNERS LP / 87612BBJ0 5.875% 04/15/2026 DD 04/12/18	106.25	180,347.54	185,937.50	0.30	5,589.96
49,000.000 TARGA RESOURCES PARTNERS 144A 87612BBK7 6.500% 07/15/2027 DD 01/17/19	109.50	49,000.00	53,655.00	0.09	4,655.00
97,000.000 TARGA RESOURCES PARTNERS 144A 87612BBM3 6.875% 01/15/2029 DD 01/17/19	111.00	97,571.14	107,670.00	0.17	10,098.86
222,000.000 TAYLOR MORRISON COMMUNITI 144A 87724RAA0 5.875% 06/15/2027 DD 06/05/19	110.00	227,552.89	244,200.00	0.39	16,647.11
95,000.000 TEGNA INC 144A 87901JAC9 5.000% 09/15/2029 DD 09/13/19	101.75	95,000.00	96,662.50	0.16	1,662.50

BNY MELLON

Asset Detail - By Currency

Report ID : IACS0005
Base Currency : USD
Status : FINAL

EATON VANCE HY PI1 - [redacted]

12/31/2019

Shares/Par Security ID Description Link Ref	Price Base	Cost Base	Market Value Base	Percent Of Total	Net Unrealized Gain/Loss Base
200,000.000 TELECOM ITALIA SPA/MILANO 144A 87927YAA0 5.303% 05/30/2024 DD 05/30/14	107.50	210,632.89	215,000.00	0.35	4,367.11
265,000.000 TELEFLEX INC 879369AF3 4.625% 11/15/2027 DD 11/20/17	105.98	268,649.68	280,849.65	0.45	12,199.97
70,000.000 TENET HEALTHCARE CORP 88033GCE8 8.125% 04/01/2022 DD 09/27/13	110.63	71,525.69	77,437.50	0.12	5,911.81
90,000.000 TENET HEALTHCARE CORP 88033GCS7 4.625% 07/15/2024 DD 06/14/17	102.38	90,000.00	92,137.50	0.15	2,137.50
295,000.000 TENET HEALTHCARE CORP 88033GCU2 5.125% 05/01/2025 DD 06/14/17	103.00	296,043.05	303,850.00	0.49	7,806.95
151,000.000 TENET HEALTHCARE CORP 144A 88033GCY4 4.875% 01/01/2026 DD 08/26/19	104.74	151,000.00	158,157.40	0.25	7,157.40
151,000.000 TENET HEALTHCARE CORP 144A 88033GDA5 5.125% 11/01/2027 DD 08/26/19	105.63	151,000.00	159,493.75	0.26	8,493.75
25,000.000 TENET HEALTHCARE CORP 144A 88033GDC1 4.625% 09/01/2024 DD 08/26/19	104.26	25,000.00	26,065.00	0.04	1,065.00
63,000.000 TEAM HEALTH HOLDINGS INC 144A 88047PAA2 6.375% 02/01/2025 DD 02/01/17	66.75	60,897.09	42,052.50	0.07	-18,844.59
45,000.000 TERRAFORM POWER OPERATING 144A 88104LAC7 4.250% 01/31/2023 DD 12/12/17	102.95	45,000.00	46,326.15	0.07	1,326.15

BNY MELLON

Asset Detail - By Currency

Report ID : IACS0005
Base Currency : USD
Status : FINAL

EATON VANCE HY PI1 - [redacted]

12/31/2019

Shares/Par Security ID Description Link Ref	Price Base	Cost Base	Market Value Base	Percent Of Total	Net Unrealized Gain/Loss Base
65,000.000 TERRAFORM POWER OPERATING 144A 88104LAE3 5.000% 01/31/2028 DD 12/12/17	105.73	65,000.00	68,725.15	0.11	3,725.15
233,000.000 TERRIER MEDIA BUYER INC 144A 88146LAA1 8.875% 12/15/2027 DD 12/17/19	105.75	233,881.09	246,397.50	0.40	12,516.41
244,000.000 TERVITA CORP 144A 88158UAA6 7.625% 12/01/2021 DD 12/12/16	100.63	245,301.54	245,525.00	0.40	223.46
280,000.000 TRANSDIGM INC 893647AZ0 6.500% 05/15/2025 DD 11/15/15	104.00	288,440.85	291,200.00	0.47	2,759.15
201,000.000 TRANSDIGM INC 144A 893647BE6 6.250% 03/15/2026 DD 02/13/19	108.26	201,116.61	217,604.61	0.35	16,488.00
108,000.000 TRANSDIGM INC 893647BH9 7.500% 03/15/2027 DD 09/15/19	109.38	109,726.90	118,130.40	0.19	8,403.50
199,000.000 TRANSDIGM INC 144A 893647BJ5 5.500% 11/15/2027 DD 11/13/19	101.12	199,000.00	201,234.77	0.32	2,234.77
61,208.310 TRANSDIGM 5/18 COV-LITE TLE 89364MBN3 0.000% 05/30/2025 DD 05/01/18	100.22	61,394.87	61,340.52	0.10	-54.35
50,000.000 TRANSOCEAN INC 144A 893830BF5 7.500% 01/15/2026 DD 10/17/17	98.75	51,917.69	49,375.00	0.08	-2,542.69
108,000.000 TRANSOCEAN INC 144A 893830BK4 7.250% 11/01/2025 DD 10/25/18	98.00	108,000.00	105,840.00	0.17	-2,160.00

BNY MELLON

Asset Detail - By Currency

Report ID : IACS0005
Base Currency : USD
Status : FINAL

EATON VANCE HY PI1 - [redacted]

12/31/2019

Shares/Par Security ID Description Link Ref	Price Base	Cost Base	Market Value Base	Percent Of Total	Net Unrealized Gain/Loss Base
25,000.000 TRANSOCEAN POSEIDON LTD 144A 89383JAA6 6.875% 02/01/2027 DD 02/01/19	106.00	24,829.34	26,500.00	0.04	1,670.66
315,000.000 US FOODS INC 144A 90290MAB7 5.875% 06/15/2024 DD 06/27/16	103.00	319,552.44	324,450.00	0.52	4,897.56
200,000.000 UPCB FINANCE IV LTD 144A 90320MAA3 5.375% 01/15/2025 DD 04/15/15	102.80	204,552.99	205,600.00	0.33	1,047.01
34,000.000 UNIVAR SOLUTIONS USA INC/ 144A 91337CAA4 5.125% 12/01/2027 DD 11/22/19	104.38	34,000.00	35,488.52	0.06	1,488.52
283,000.000 USI INC/NY 144A 91739VAA6 6.875% 05/01/2025 DD 04/18/17	102.22	278,690.39	289,282.60	0.47	10,592.21
61,000.000 BAUSCH HEALTH COS INC 144A 91831AAB7 5.875% 05/15/2023 DD 03/27/15	100.88	57,968.37	61,533.75	0.10	3,565.38
22,000.000 BAUSCH HEALTH COS INC 144A 91911KAE2 5.500% 03/01/2023 DD 01/30/15	100.50	21,361.32	22,110.00	0.04	748.68
25,000.000 BAUSCH HEALTH COS INC 144A 91911KAJ1 6.500% 03/15/2022 DD 03/21/17	102.25	25,000.00	25,562.50	0.04	562.50
45,000.000 BAUSCH HEALTH COS INC 144A 91911KAN2 5.500% 11/01/2025 DD 10/17/17	104.50	45,000.00	47,025.00	0.08	2,025.00
115,000.000 BAUSCH HEALTH COS INC 144A 91911KAP7 9.000% 12/15/2025 DD 12/18/17	113.72	113,714.83	130,778.00	0.21	17,063.17

BNY MELLON

Asset Detail - By Currency

Report ID : IACS0005
Base Currency : USD
Status : FINAL

EATON VANCE HY PI1 - [redacted]

12/31/2019

Shares/Par Security ID Description Link Ref	Price Base	Cost Base	Market Value Base	Percent Of Total	Net Unrealized Gain/Loss Base
190,000.000 BAUSCH HEALTH AMERICAS IN 144A 91911XAV6 9.250% 04/01/2026 DD 03/26/18	114.86	200,697.66	218,234.00	0.35	17,536.34
337,000.000 BAUSCH HEALTH AMERICAS IN 144A 91911XAW4 8.500% 01/31/2027 DD 06/01/18	113.88	349,994.13	383,775.60	0.62	33,781.47
200,000.000 VALVOLINE INC 92047WAB7 4.375% 08/15/2025 DD 08/08/17	103.19	203,145.27	206,376.00	0.33	3,230.73
99,000.000 VENATOR FINANCE SARL / VE 144A 9226APAA3 5.750% 07/15/2025 DD 07/14/17	92.25	101,945.97	91,327.50	0.15	-10,618.47
70,000.000 VIASAT INC 144A 92552VAL4 5.625% 04/15/2027 DD 03/27/19	107.00	70,000.00	74,900.00	0.12	4,900.00
162,000.000 VICI PROPERTIES LP / VICI 144A 92564RAA3 4.250% 12/01/2026 DD 11/26/19	103.00	162,000.00	166,860.00	0.27	4,860.00
162,000.000 VICI PROPERTIES LP / VICI 144A 92564RAB1 4.625% 12/01/2029 DD 11/26/19	104.25	162,000.00	168,885.00	0.27	6,885.00
317,800.000 VICI PROPERTIES 1 LLC / VICI F 925651AA9 8.000% 10/15/2023 DD 10/06/17	108.25	337,452.68	344,018.50	0.55	6,565.82
580,000.000 VIKING CRUISES LTD 144A 92676XAD9 5.875% 09/15/2027 DD 09/20/17	106.88	586,791.85	619,875.00	1.00	33,083.15
275,000.000 WASTE PRO USA INC 144A 94107JAA1 5.500% 02/15/2026 DD 02/01/18	104.25	270,045.25	286,687.50	0.46	16,642.25

BNY MELLON

Asset Detail - By Currency

Report ID : IACS0005
Base Currency : USD
Status : FINAL

EATON VANCE HY PI1 - [redacted]

12/31/2019

Shares/Par Security ID Description Link Ref	Price Base	Cost Base	Market Value Base	Percent Of Total	Net Unrealized Gain/Loss Base
385,000.000 WATCO COS LLC / WATCO FIN 144A 941130AA4 6.375% 04/01/2023 DD 03/22/13	101.50	389,233.96	390,775.00	0.63	1,541.04
416,000.000 WELLCARE HEALTH PLANS INC 94946TAC0 5.250% 04/01/2025 DD 03/22/17	104.00	431,358.20	432,640.00	0.70	1,281.80
165,000.000 WELLCARE HEALTH PLANS INC 144A 94946TAD8 5.375% 08/15/2026 DD 08/13/18	106.50	168,439.96	175,725.00	0.28	7,285.04
17,000.000 TRI POINTE GROUP INC / TRI POI 962178AN9 5.875% 06/15/2024 DD 06/15/15	108.75	17,323.16	18,487.50	0.03	1,164.34
70,000.000 WILLIAM CARTER CO/THE 144A 96926JAC1 5.625% 03/15/2027 DD 03/14/19	107.50	70,256.67	75,250.00	0.12	4,993.33
35,000.000 WPX ENERGY INC 98212BAJ2 5.250% 10/15/2027 DD 09/24/19	105.50	35,000.00	36,925.00	0.06	1,925.00
268,000.000 WYNN LAS VEGAS LLC / WYNN 144A 983130AX3 5.250% 05/15/2027 DD 05/11/17	106.25	260,536.41	284,750.00	0.46	24,213.59
230,000.000 WYNN RESORTS FINANCE LLC 144A 983133AA7 5.125% 10/01/2029 DD 09/20/19	107.25	235,676.79	246,675.00	0.40	10,998.21
260,000.000 XPO LOGISTICS INC 144A 983793AF7 6.125% 09/01/2023 DD 08/25/16	103.23	266,445.37	268,398.00	0.43	1,952.63
72,000.000 YUM! BRANDS INC 144A 988498AL5 4.750% 01/15/2030 DD 09/11/19	104.75	72,477.19	75,420.00	0.12	2,942.81

BNY MELLON

Asset Detail - By Currency

Report ID : IACS0005
Base Currency : USD
Status : FINAL

EATON VANCE HY PI1 - [redacted]

12/31/2019

Shares/Par Security ID Description Link Ref	Price Base	Cost Base	Market Value Base	Percent Of Total	Net Unrealized Gain/Loss Base
155,000.000 ZAYO GROUP LLC / ZAYO CAPITAL 989194AL9 6.375% 05/15/2025 DD 11/15/15	103.08	160,205.47	159,778.65	0.26	-426.82
220,000.000 ZIGGO BOND CO BV 144A 98954UAB9 6.000% 01/15/2027 DD 09/23/16	105.50	226,966.79	232,100.00	0.37	5,133.21
313,000.000 PLAYTIKA 12/19 COV-LITE TLB 99AA67776	100.95	306,815.07	315,973.50	0.51	9,158.43
86,716.220 HARD ROCK NORTHERN INDIANA 11/ 99AAF2710 0.000% 11/06/2025 DD 09/24/19	101.00	84,171.18	87,583.38	0.14	3,412.20
6,283.780 HARD ROCK NORTHERN INDIANA 11/ 99AAF2728 0.000% 11/06/2025 DD 09/24/19	101.00	6,099.36	6,346.62	0.01	247.26
100,000.000 INTELSAT JACKSON 12/17 B5 L5137LAH8 FIXED TLB	101.05	100,000.00	101,054.00	0.16	1,054.00
79,116.370 AMAYA 6/18 (USD) TL N8233BAC6 0.000% 07/10/2025 DD 04/23/18	100.79	79,059.39	79,739.81	0.13	680.42
TOTAL FIXED INCOME SECURITIES U.S. DOLLAR		**57,902,729.01**	**59,535,636.35**	**95.87**	**1,632,907.34**
TOTAL ASSETS U.S. DOLLAR		**59,317,452.34**	**60,928,190.29**	**98.12**	**1,610,737.95**
TOTAL ASSETS		**60,445,835.83**	**62,098,030.98**	**100.00**	**1,652,195.15**

BNY MELLON

Asset Detail - By Currency

Report ID : IACS0005
Base Currency : USD
Status : FINAL

MARATHON EMD PI1 - [redacted]

12/31/2019

Shares/Par Security ID Description Link Ref	Price Base	Cost Base	Market Value Base	Percent Of Total	Net Unrealized Gain/Loss Base
U.S. DOLLAR					
FIXED INCOME SECURITIES					
13,000,000.000 MARATHON EM BOND FUND 99VVBK5X7	1.12	13,000,000.00	14,603,291.31	100.00	1,603,291.31

Xcel Energy
Qualified Trust Analysis, Statements and Balances

Docket No. E002/M-20-___
Schedule D.6
Page 1 of 1

BNY MELLON

Asset Detail - By Currency

Report ID : IACS0005
Base Currency : USD
Status : FINAL

PRAIRIE 2 MINN - [redacted]

6/30/2020

Shares/Par Security ID Description Link Ref	Price Base	Cost Base	Market Value Base	Percent Of Total	Net Unrealized Gain/Loss Base
U.S. DOLLAR					
UNIT OF PARTICIPATION					
33,583,790.348 PRAIRIE #2 QUALIFIED MTU 99VVAQUY5	15.26	375,757,525.13	512,577,436.25	100.00	136,819,911.12

Xcel Energy
Qualified Trust Analysis, Statements and Balances

Docket No. E002/M-20-___
Schedule D.7
Page 1 of 252

BNY MELLON

Asset Detail - By Currency

Report ID : IACS0005
Base Currency : USD
Status : FINAL

CASH PI2 - [redacted]

6/30/2020

Shares/Par Security ID Description Link Ref	Price Base	Cost Base	Market Value Base	Percent Of Total	Net Unrealized Gain/Loss Base
U.S. DOLLAR					
CASH & CASH EQUIVALENTS					
1,671,452.340 BLACKROCK LIQ T FUND INSTL 996229696 VAR RT 12/31/2049 DD 01/31/12	100.00	1,671,452.34	1,671,452.34	99.99	0.00
INTEREST RECEIVABLE		138.26	138.26	0.01	0.00
TOTAL CASH & CASH EQUIVALENTS U.S. DOLLAR		**1,671,590.60**	**1,671,590.60**	**100.00**	**0.00**
TOTAL ASSETS U.S. DOLLAR		**1,671,590.60**	**1,671,590.60**	**100.00**	**0.00**
TOTAL ASSETS		**1,671,590.60**	**1,671,590.60**	**100.00**	**0.00**

BNY MELLON

Asset Detail - By Currency

Report ID : IACS0005
Base Currency : USD
Status : FINAL

PARAMETRIC US PI2 - [redacted]

6/30/2020

Shares/Par Security ID Description Link Ref	Price Base	Cost Base	Market Value Base	Percent Of Total	Net Unrealized Gain/Loss Base
CANADIAN DOLLAR					
CASH & CASH EQUIVALENTS					
DIVIDENDS RECEIVABLE		537.61	541.34	0.00	3.73
U.S. DOLLAR					
CASH & CASH EQUIVALENTS					
330,920.930 BLACKROCK LIQ T FUND INSTL 996229696 VAR RT 12/31/2049 DD 01/31/12	100.00	330,920.93	330,920.93	0.16	0.00
CASH		1,279.67	1,279.67	0.00	0.00
DIVIDENDS RECEIVABLE		153,916.21	153,916.21	0.08	0.00
INTEREST RECEIVABLE		42.17	42.17	0.00	0.00
TOTAL CASH & CASH EQUIVALENTS U.S. DOLLAR		**486,158.98**	**486,158.98**	**0.24**	**0.00**
EQUITY					
2,724.000 AFLAC INC 001055102	36.03	79,502.76	98,145.72	0.05	18,642.96
558.000 AGCO CORP 001084102	55.46	20,210.76	30,946.68	0.02	10,735.92
2,932.000 AGNC INVESTMENT CORP 00123Q104	12.90	35,122.44	37,822.80	0.02	2,700.36

BNY MELLON

Asset Detail - By Currency

Report ID : IACS0005
Base Currency : USD
Status : FINAL

PARAMETRIC US PI2 - [redacted]

6/30/2020

Shares/Par Security ID Description Link Ref	Price Base	Cost Base	Market Value Base	Percent Of Total	Net Unrealized Gain/Loss Base
40,359.000 AT&T INC 00206R102	30.23	1,128,128.36	1,220,052.57	0.60	91,924.21
12,131.000 ABBOTT LABORATORIES 002824100	91.43	528,204.70	1,109,137.33	0.55	580,932.63
12,380.000 ABBVIE INC 00287Y109	98.18	452,976.11	1,215,468.40	0.60	762,492.29
247.000 ABIOMED INC 003654100	241.56	24,512.28	59,665.32	0.03	35,153.04
846.000 ACACIA COMMUNICATIONS INC 00401C108	67.19	32,376.42	56,842.74	0.03	24,466.32
1,901.000 ACADIA PHARMACEUTICALS INC 004225108	48.47	29,042.77	92,141.47	0.05	63,098.70
3,276.000 ACADIA REALTY TRUST 004239109	12.98	37,433.30	42,522.48	0.02	5,089.18
408.000 ACCELERON PHARMA INC 00434H108	95.27	37,348.32	38,870.16	0.02	1,521.84
492.000 ACI WORLDWIDE INC 004498101	26.99	5,180.76	13,279.08	0.01	8,098.32
4,947.000 ACTIVISION BLIZZARD INC 00507V109	75.90	183,220.87	375,477.30	0.19	192,256.43

BNY MELLON

Asset Detail - By Currency

Report ID : IACS0005
Base Currency : USD
Status : FINAL

PARAMETRIC US PI2 - [redacted]

6/30/2020

Shares/Par Security ID Description Link Ref	Price Base	Cost Base	Market Value Base	Percent Of Total	Net Unrealized Gain/Loss Base
273.000 ACUITY BRANDS INC 00508Y102	95.74	14,927.64	26,137.02	0.01	11,209.38
3,110.000 ADOBE INC 00724F101	435.31	109,409.67	1,353,814.10	0.67	1,244,404.43
314.000 ADVANCE AUTO PARTS INC 00751Y106	142.45	30,304.14	44,729.30	0.02	14,425.16
1,410.000 AECOM 00766T100	37.58	30,098.87	52,987.80	0.03	22,888.93
1,371.000 AERIE PHARMACEUTICALS INC 00771V108	14.76	17,995.90	20,235.96	0.01	2,240.06
193.000 ADVANSIX INC 00773T101	11.74	1,079.01	2,265.82	0.00	1,186.81
7,581.000 ADVANCED MICRO DEVICES INC 007903107	52.61	246,829.86	398,836.41	0.20	152,006.55
1,092.000 ADVANCED DRAINAGE SYSTEMS INC 00790R104	49.40	37,709.36	53,944.80	0.03	16,235.44
1,171.000 ADVANCED DISPOSAL SERVICES INC 00790X101	30.17	38,044.93	35,329.07	0.02	-2,715.86
517.000 AFFILIATED MANAGERS GROUP INC 008252108	74.56	31,800.67	38,547.52	0.02	6,746.85

BNY MELLON

Asset Detail - By Currency

Report ID : IACS0005
Base Currency : USD
Status : FINAL

PARAMETRIC US PI2 - [redacted]

6/30/2020

Shares/Par Security ID Description Link Ref	Price Base	Cost Base	Market Value Base	Percent Of Total	Net Unrealized Gain/Loss Base
2,530.000 AGILENT TECHNOLOGIES INC 00846U101	88.37	56,630.72	223,576.10	0.11	166,945.38
898.000 AGIOS PHARMACEUTICALS INC 00847X104	53.48	37,539.54	48,025.04	0.02	10,485.50
1,484.000 AIR PRODUCTS AND CHEMICALS INC 009158106	241.46	92,760.39	358,326.64	0.18	265,566.25
1,331.000 AKAMAI TECHNOLOGIES INC 00971T101	107.09	72,032.13	142,536.79	0.07	70,504.66
1,164.000 ALASKA AIR GROUP INC 011659109	36.26	19,497.00	42,206.64	0.02	22,709.64
197.000 ALBANY INTERNATIONAL CORP 012348108	58.71	4,873.78	11,565.87	0.01	6,692.09
566.000 ALEXANDRIA REAL ESTATE EQUITIE 015271109	162.25	82,251.12	91,833.50	0.05	9,582.38
1,052.000 ALEXION PHARMACEUTICALS INC 015351109	112.24	78,427.99	118,076.48	0.06	39,648.49
518.000 ALIGN TECHNOLOGY INC 016255101	274.44	37,946.48	142,159.92	0.07	104,213.44
41.000 ALLEGHANY CORP 017175100	489.14	11,979.12	20,054.74	0.01	8,075.62

BNY MELLON

Asset Detail - By Currency

Report ID : IACS0005
Base Currency : USD
Status : FINAL

PARAMETRIC US PI2 - [redacted]

6/30/2020

Shares/Par Security ID Description Link Ref	Price Base	Cost Base	Market Value Base	Percent Of Total	Net Unrealized Gain/Loss Base
233.000 ALLEGIANT TRAVEL CO 01748X102	109.21	10,876.44	25,445.93	0.01	14,569.49
510.000 ALLETE INC 018522300	54.61	24,367.80	27,851.10	0.01	3,483.30
1,276.000 ALLIANT ENERGY CORP 018802108	47.84	28,484.41	61,043.84	0.03	32,559.43
2,619.000 ALLSTATE CORP/THE 020002101	96.99	69,075.82	254,016.81	0.13	184,940.99
2,493.000 ALLY FINANCIAL INC 02005N100	19.83	39,805.74	49,436.19	0.02	9,630.45
1,145.000 ALNYLAM PHARMACEUTICALS INC 02043Q107	148.11	90,037.26	169,585.95	0.08	79,548.69
1,451.000 ALPHABET INC-CL C 02079K107	1,413.61	310,681.74	2,051,148.11	1.02	1,740,466.37
2,403.000 ALPHABET INC-CL A 02079K305	1,418.05	1,352,243.80	3,407,574.15	1.69	2,055,330.35
327.000 ALTERYX INC 02156B103	164.28	39,684.72	53,719.56	0.03	14,034.84
2,408.000 ALTRA INDUSTRIAL MOTION CORP 02208R106	31.86	41,795.84	76,718.88	0.04	34,923.04

BNY MELLON

Asset Detail - By Currency

Report ID : IACS0005
Base Currency : USD
Status : FINAL

PARAMETRIC US PI2 - [redacted]

6/30/2020

Shares/Par Security ID Description Link Ref	Price Base	Cost Base	Market Value Base	Percent Of Total	Net Unrealized Gain/Loss Base
12,560.000 ALTRIA GROUP INC 02209S103	39.25	234,971.11	492,980.00	0.24	258,008.89
2,855.000 AMAZON.COM INC 023135106	2,758.82	1,581,701.66	7,876,431.10	3.90	6,294,729.44
142.000 AMERCO 023586100	302.19	12,483.47	42,910.98	0.02	30,427.51
1,630.000 AMEREN CORP 023608102	70.36	75,561.81	114,686.80	0.06	39,124.99
2,889.000 AMERICAN ELECTRIC POWER CO INC 025537101	79.64	106,435.83	230,079.96	0.11	123,644.13
1,311.000 AMERICAN EQUITY INVESTMENT LIF 025676206	24.71	15,006.03	32,394.81	0.02	17,388.78
4,376.000 AMERICAN EXPRESS CO 025816109	95.20	241,865.65	416,595.20	0.21	174,729.55
657.000 AMERICAN FINANCIAL GROUP INC/O 025932104	63.46	28,277.42	41,693.22	0.02	13,415.80
1,644.000 AMERICAN HOMES 4 RENT 02665T306	26.90	27,451.24	44,223.60	0.02	16,772.36
7,657.000 AMERICAN INTERNATIONAL GROUP I 026874784	31.18	197,434.01	238,745.26	0.12	41,311.25

BNY MELLON

Asset Detail - By Currency

Report ID : IACS0005
Base Currency : USD
Status : FINAL

PARAMETRIC US PI2 - [redacted]

6/30/2020

Shares/Par Security ID Description Link Ref	Price Base	Cost Base	Market Value Base	Percent Of Total	Net Unrealized Gain/Loss Base
604.000 AMERICAN SOFTWARE INC/GA 029683109	15.76	5,031.32	9,519.04	0.00	4,487.72
286.000 AMERICAN STATES WATER CO 029899101	78.63	5,052.19	22,488.18	0.01	17,435.99
2,235.000 AMERICAN TOWER CORP 03027X100	258.54	99,249.42	577,836.90	0.29	478,587.48
1,201.000 AMERICAN WATER WORKS CO INC 030420103	128.66	30,661.53	154,520.66	0.08	123,859.13
1,285.000 AMERICOLD REALTY TRUST 03064D108	36.30	44,537.18	46,645.50	0.02	2,108.32
1,580.000 AMERISOURCEBERGEN CORP 03073E105	100.77	34,727.76	159,216.60	0.08	124,488.84
1,712.000 AMERIPRISE FINANCIAL INC 03076C106	150.04	79,988.74	256,868.48	0.13	176,879.74
572.000 AMERIS BANCORP 03076K108	23.59	5,119.40	13,493.48	0.01	8,374.08
1,519.000 AMETEK INC 031100100	89.37	43,068.71	135,753.03	0.07	92,684.32
4,286.000 AMGEN INC 031162100	235.86	258,525.82	1,010,895.96	0.50	752,370.14

BNY MELLON

Asset Detail - By Currency

Report ID : IACS0005
Base Currency : USD
Status : FINAL

PARAMETRIC US PI2 - [redacted]

6/30/2020

Shares/Par Security ID Description Link Ref	Price Base	Cost Base	Market Value Base	Percent Of Total	Net Unrealized Gain/Loss Base
3,805.000 AMICUS THERAPEUTICS INC 03152W109	15.08	31,567.47	57,379.40	0.03	25,811.93
2,341.000 AMPHENOL CORP 032095101	95.81	68,410.67	224,291.21	0.11	155,880.54
2,055.000 ANALOG DEVICES INC 032654105	122.64	100,885.64	252,025.20	0.12	151,139.56
10,713.000 ANNALY CAPITAL MANAGEMENT INC 035710409	6.56	64,982.54	70,277.28	0.03	5,294.74
464.000 ANSYS INC 03662Q105	291.73	19,965.92	135,362.72	0.07	115,396.80
1,644.000 ANTHEM INC 036752103	262.98	290,783.86	432,339.12	0.21	141,555.26
1,022.000 ANTERIX INC 03676C100	45.34	24,568.88	46,337.48	0.02	21,768.60
1,045.000 APARTMENT INVESTMENT AND MANAG 03748R754	37.64	31,012.88	39,333.80	0.02	8,320.92
27,195.000 APPLE INC 037833100	364.80	737,531.65	9,920,736.00	4.92	9,183,204.35
981.000 APPFOLIO INC 03783C100	162.71	31,990.41	159,618.51	0.08	127,628.10

BNY MELLON

Asset Detail - By Currency

Report ID : IACS0005
Base Currency : USD
Status : FINAL

PARAMETRIC US PI2 - [redacted]

6/30/2020

Shares/Par Security ID Description Link Ref	Price Base	Cost Base	Market Value Base	Percent Of Total	Net Unrealized Gain/Loss Base
4,148.000 APPLE HOSPITALITY REIT INC 03784Y200	9.66	35,719.28	40,069.68	0.02	4,350.40
146.000 APPLIED INDUSTRIAL TECHNOLOGIE 03820C105	62.39	4,991.74	9,108.94	0.00	4,117.20
7,992.000 APPLIED MATERIALS INC 038222105	60.45	123,673.38	483,116.40	0.24	359,443.02
651.000 APTARGROUP INC 038336103	111.98	64,954.19	72,898.98	0.04	7,944.79
1,681.000 ARAMARK 03852U106	22.57	38,256.15	37,940.17	0.02	-315.98
4,291.000 ARCHER-DANIELS-MIDLAND CO 039483102	39.90	136,581.53	171,210.90	0.08	34,629.37
566.000 ARCOSA INC 039653100	42.20	4,958.15	23,885.20	0.01	18,927.05
747.000 ARCONIC CORP 03966V107	13.93	9,159.70	10,405.71	0.01	1,246.01
1,069.000 ARES MANAGEMENT CORP 03990B101	39.70	35,566.99	42,439.30	0.02	6,872.31
320.000 ARISTA NETWORKS INC 040413106	210.03	47,075.64	67,209.60	0.03	20,133.96

BNY MELLON

Asset Detail - By Currency

Report ID : IACS0005
Base Currency : USD
Status : FINAL

PARAMETRIC US PI2 - [redacted]

6/30/2020

Shares/Par Security ID Description Link Ref	Price Base	Cost Base	Market Value Base	Percent Of Total	Net Unrealized Gain/Loss Base
439.000 ARMSTRONG WORLD INDUSTRIES INC 04247X102	77.96	14,570.03	34,224.44	0.02	19,654.41
835.000 ARROW ELECTRONICS INC 042735100	68.69	27,989.20	57,356.15	0.03	29,366.95
258.860 ARROW FINANCIAL CORP 042744102	29.73	4,994.26	7,695.91	0.00	2,701.65
1,025.000 ARROWHEAD PHARMACEUTICALS INC 04280A100	43.19	37,554.33	44,269.75	0.02	6,715.42
294.000 ASBURY AUTOMOTIVE GROUP INC 043436104	77.33	5,092.08	22,735.02	0.01	17,642.94
633.000 ASHLAND GLOBAL HOLDINGS INC 044186104	69.10	18,522.24	43,740.30	0.02	25,218.06
533.000 ASPEN TECHNOLOGY INC 045327103	103.61	8,240.18	55,224.13	0.03	46,983.95
2,515.000 ASSOCIATED BANC-CORP 045487105	13.68	30,143.21	34,405.20	0.02	4,261.99
364.000 ASSURANT INC 04621X108	103.29	10,782.18	37,597.56	0.02	26,815.38
1,210.000 ATLANTIC UNION BANKSHARES CORP 04911A107	23.16	14,442.71	28,023.60	0.01	13,580.89

BNY MELLON

Asset Detail - By Currency

Report ID : IACS0005
Base Currency : USD
Status : FINAL

PARAMETRIC US PI2 - [redacted]

6/30/2020

Shares/Par Security ID Description Link Ref	Price Base	Cost Base	Market Value Base	Percent Of Total	Net Unrealized Gain/Loss Base
489.000 ATMOS ENERGY CORP 049560105	99.58	25,088.54	48,694.62	0.02	23,606.08
1,401.000 AUTODESK INC 052769106	239.19	48,390.54	335,105.19	0.17	286,714.65
3,335.000 AUTOMATIC DATA PROCESSING INC 053015103	148.89	164,173.43	496,548.15	0.25	332,374.72
258.000 AUTONATION INC 05329W102	37.58	5,462.81	9,695.64	0.00	4,232.83
172.000 AUTOZONE INC 053332102	1,128.12	174,763.04	194,036.64	0.10	19,273.60
444.000 AVALARA INC 05338G106	133.09	32,483.04	59,091.96	0.03	26,608.92
927.000 AVALONBAY COMMUNITIES INC 053484101	154.64	143,369.82	143,351.28	0.07	-18.54
237.000 AVANOS MEDICAL INC 05350V106	29.39	5,153.55	6,965.43	0.00	1,811.88
1,250.000 AVANGRID INC 05351W103	41.98	49,623.34	52,475.00	0.03	2,851.66
2,571.000 AVANTOR INC 05352A100	17.00	36,900.13	43,707.00	0.02	6,806.87

BNY MELLON

Asset Detail - By Currency

Report ID : IACS0005
Base Currency : USD
Status : FINAL

PARAMETRIC US PI2 - [redacted]

6/30/2020

Shares/Par Security ID Description Link Ref	Price Base	Cost Base	Market Value Base	Percent Of Total	Net Unrealized Gain/Loss Base
364.000 AVERY DENNISON CORP 053611109	114.09	15,777.66	41,528.76	0.02	25,751.10
365.000 AVISTA CORP 05379B107	36.39	9,993.70	13,282.35	0.01	3,288.65
2,168.000 B&G FOODS INC 05508R106	24.38	32,579.20	52,855.84	0.03	20,276.64
13,609.000 BGC PARTNERS INC 05541T101	2.74	35,728.62	37,288.66	0.02	1,560.04
1,461.000 BJ'S WHOLESALE CLUB HOLDINGS I 05550J101	37.27	31,891.32	54,451.47	0.03	22,560.15
1,026.000 BWX TECHNOLOGIES INC 05605H100	56.64	18,815.93	58,112.64	0.03	39,296.71
2,384.000 BALL CORP 058498106	69.49	72,550.66	165,664.16	0.08	93,113.50
264.000 BANCFIRST CORP 05945F103	40.57	5,043.72	10,710.48	0.01	5,666.76
1,692.000 BANCORPSOUTH BANK 05971J102	22.74	17,715.24	38,476.08	0.02	20,760.84
50,700.000 BANK OF AMERICA CORP 060505104	23.75	630,618.44	1,204,125.00	0.60	573,506.56

BNY MELLON

Asset Detail - By Currency

Report ID : IACS0005
Base Currency : USD
Status : FINAL

PARAMETRIC US PI2 - [redacted]

6/30/2020

Shares/Par Security ID Description Link Ref	Price Base	Cost Base	Market Value Base	Percent Of Total	Net Unrealized Gain/Loss Base
453.000 BANK OF HAWAII CORP 062540109	61.41	20,583.71	27,818.73	0.01	7,235.02
3,349.000 BANK OF NEW YORK MELLON CORP/T 064058100	38.65	90,692.61	129,438.85	0.06	38,746.24
343.000 BARNES GROUP INC 067806109	39.56	8,046.78	13,569.08	0.01	5,522.30
3,510.000 BAXTER INTERNATIONAL INC 071813109	86.10	85,752.25	302,211.00	0.15	216,458.75
1,982.000 BECTON DICKINSON AND CO 075887109	239.27	207,409.73	474,233.14	0.24	266,823.41
703.000 BENCHMARK ELECTRONICS INC 08160H101	21.60	10,258.48	15,184.80	0.01	4,926.32
1,080.000 W R BERKLEY CORP 084423102	57.29	20,381.00	61,873.20	0.03	41,492.20
11,758.000 BERKSHIRE HATHAWAY INC 084670702	178.51	1,298,395.29	2,098,920.58	1.04	800,525.29
978.000 BERRY GLOBAL GROUP INC 08579W103	44.32	35,455.73	43,344.96	0.02	7,889.23
1,441.000 BEST BUY CO INC 086516101	87.27	17,464.92	125,756.07	0.06	108,291.15

BNY MELLON

Asset Detail - By Currency

Report ID : IACS0005
Base Currency : USD
Status : FINAL

PARAMETRIC US PI2 - [redacted]

6/30/2020

Shares/Par Security ID Description Link Ref	Price Base	Cost Base	Market Value Base	Percent Of Total	Net Unrealized Gain/Loss Base
466.000 BEYOND MEAT INC 08862E109	133.98	36,928.40	62,434.68	0.03	25,506.28
185.000 BIO-RAD LABORATORIES INC 090572207	451.49	65,837.72	83,525.65	0.04	17,687.93
642.000 BIOMARIN PHARMACEUTICAL INC 09061G101	123.34	60,283.80	79,184.28	0.04	18,900.48
1,075.000 BIOGEN INC 09062X103	267.55	75,007.64	287,616.25	0.14	212,608.61
458.000 BIO-TECHNE CORP 09073M104	264.07	69,937.55	120,944.06	0.06	51,006.51
564.000 BLACK HILLS CORP 092113109	56.66	28,295.16	31,956.24	0.02	3,661.08
938.000 BLACK KNIGHT INC 09215C105	72.56	33,636.36	68,061.28	0.03	34,424.92
188.000 BLACKBAUD INC 09227Q100	57.08	4,998.92	10,731.04	0.01	5,732.12
741.000 BLACKROCK INC 09247X101	544.09	182,237.57	403,170.69	0.20	220,933.12
1,657.000 BLACKSTONE MORTGAGE TRUST INC 09257W100	24.09	37,229.50	39,917.13	0.02	2,687.63

BNY MELLON

Asset Detail - By Currency

Report ID : IACS0005
Base Currency : USD
Status : FINAL

PARAMETRIC US PI2 - [redacted]

6/30/2020

Shares/Par Security ID Description Link Ref	Price Base	Cost Base	Market Value Base	Percent Of Total	Net Unrealized Gain/Loss Base
1,867.000 H&R BLOCK INC 093671105	14.28	26,637.61	26,660.76	0.01	23.15
778.000 BLUEBIRD BIO INC 09609G100	61.04	36,791.62	47,489.12	0.02	10,697.50
3,667.000 BOEING CO/THE 097023105	183.30	308,130.90	672,161.10	0.33	364,030.20
2,947.000 BONANZA CREEK ENERGY INC 097793400	14.82	31,876.80	43,674.54	0.02	11,797.74
306.000 BOOKING HOLDINGS INC 09857L108	1,592.34	127,117.24	487,256.04	0.24	360,138.80
1,385.000 BORGWARNER INC 099724106	35.30	37,349.30	48,890.50	0.02	11,541.20
139.000 BOSTON BEER CO INC/THE 100557107	536.65	47,213.70	74,594.35	0.04	27,380.65
772.000 BOSTON PRIVATE FINANCIAL HOLDI 101119105	6.88	4,701.48	5,311.36	0.00	609.88
1,574.000 BOSTON PROPERTIES INC 101121101	90.38	122,501.55	142,258.12	0.07	19,756.57
10,921.000 BOSTON SCIENTIFIC CORP 101137107	35.11	58,427.35	383,436.31	0.19	325,008.96

BNY MELLON

Asset Detail - By Currency

Report ID : IACS0005
Base Currency : USD
Status : FINAL

PARAMETRIC US PI2 - [redacted]

6/30/2020

Shares/Par Security ID Description Link Ref	Price Base	Cost Base	Market Value Base	Percent Of Total	Net Unrealized Gain/Loss Base
216.000 BOTTOMLINE TECHNOLOGIES DE INC 101388106	50.77	5,080.32	10,966.32	0.01	5,886.00
2,999.000 BRIDGEBIO PHARMA INC 10806X102	32.61	99,586.79	97,797.39	0.05	-1,789.40
4,048.000 BRIGHAM MINERALS INC 10918L103	12.35	40,424.28	49,992.80	0.02	9,568.52
1,278.000 BRIGHTHOUSE FINANCIAL INC 10922N103	27.82	30,721.73	35,553.96	0.02	4,832.23
209.000 BRINK'S CO/THE 109696104	45.51	5,277.25	9,511.59	0.00	4,234.34
16,295.000 BRISTOL-MYERS SQUIBB CO 110122108	58.80	602,224.27	958,146.00	0.47	355,921.73
3,496.000 BRIXMOR PROPERTY GROUP INC 11120U105	12.82	37,744.32	44,818.72	0.02	7,074.40
685.000 BROADRIDGE FINANCIAL SOLUTIONS 11133T103	126.19	14,727.50	86,440.15	0.04	71,712.65
2,574.000 BROADCOM INC 11135F101	315.61	326,797.79	812,380.14	0.40	485,582.35
3,637.000 BROOKFIELD PROPERTY REIT INC 11282X103	9.96	31,519.60	36,224.52	0.02	4,704.92

BNY MELLON

Asset Detail - By Currency

Report ID : IACS0005
Base Currency : USD
Status : FINAL

PARAMETRIC US PI2 - [redacted]

6/30/2020

Shares/Par Security ID Description Link Ref	Price Base	Cost Base	Market Value Base	Percent Of Total	Net Unrealized Gain/Loss Base
282.000 BROWN & BROWN INC 115236101	40.76	3,551.79	11,494.32	0.01	7,942.53
3,676.000 BROWN-FORMAN CORP 115637209	63.66	151,057.27	234,014.16	0.12	82,956.89
49.000 BRUNOS INC NEW 116881202	0.00	490.00	0.00	0.00	-490.00
1,091.000 BRUNSWICK CORP/DE 117043109	64.01	28,145.61	69,834.91	0.03	41,689.30
392.000 BURLINGTON STORES INC 122017106	196.93	24,762.64	77,196.56	0.04	52,433.92
653.000 CBOE GLOBAL MARKETS INC 12503M108	93.28	39,076.23	60,911.84	0.03	21,835.61
1,484.000 CBRE GROUP INC 12504L109	45.22	34,639.38	67,106.48	0.03	32,467.10
977.000 CDK GLOBAL INC 12508E101	41.42	15,482.97	40,467.34	0.02	24,984.37
623.000 CDW CORP/DE 12514G108	116.18	66,038.00	72,380.14	0.04	6,342.14
490.000 CH ROBINSON WORLDWIDE INC 12541W209	79.06	37,225.30	38,739.40	0.02	1,514.10

BNY MELLON

Asset Detail - By Currency

Report ID : IACS0005
Base Currency : USD
Status : FINAL

PARAMETRIC US PI2 - [redacted]

6/30/2020

Shares/Par Security ID Description Link Ref	Price Base	Cost Base	Market Value Base	Percent Of Total	Net Unrealized Gain/Loss Base
2,179.000 CIGNA CORP 125523100	187.65	100,888.88	408,889.35	0.20	308,000.47
2,342.000 CIT GROUP INC 125581801	20.73	36,551.91	48,549.66	0.02	11,997.75
2,148.000 CME GROUP INC 12572Q105	162.54	134,602.82	349,135.92	0.17	214,533.10
3,119.000 CMS ENERGY CORP 125896100	58.42	45,324.68	182,211.98	0.09	136,887.30
1,640.000 CNA FINANCIAL CORP 126117100	32.15	44,600.34	52,726.00	0.03	8,125.66
3,355.000 CNO FINANCIAL GROUP INC 12621E103	15.57	22,180.10	52,237.35	0.03	30,057.25
6,251.000 CSX CORP 126408103	69.74	67,428.29	435,944.74	0.22	368,516.45
563.000 CVB FINANCIAL CORP 126600105	18.74	4,954.40	10,550.62	0.01	5,596.22
9,134.000 CVS HEALTH CORP 126650100	64.97	353,681.98	593,435.98	0.29	239,754.00
19.000 CABLE ONE INC 12685J105	1,774.85	2,843.87	33,722.15	0.02	30,878.28

BNY MELLON

Asset Detail - By Currency

Report ID : IACS0005
Base Currency : USD
Status : FINAL

PARAMETRIC US PI2 - [redacted]

6/30/2020

Shares/Par Security ID Description Link Ref	Price Base	Cost Base	Market Value Base	Percent Of Total	Net Unrealized Gain/Loss Base
5,020.000 CABOT OIL & GAS CORP 127097103	17.18	81,404.30	86,243.60	0.04	4,839.30
148.000 CABOT MICROELECTRONICS CORP 12709P103	139.54	4,992.04	20,651.92	0.01	15,659.88
153.000 CACI INTERNATIONAL INC 127190304	216.88	33,208.65	33,182.64	0.02	-26.01
2,354.000 CACTUS INC 127203107	20.63	30,618.77	48,563.02	0.02	17,944.25
1,694.000 CADENCE DESIGN SYSTEMS INC 127387108	95.96	17,295.74	162,556.24	0.08	145,260.50
5,603.000 CADENCE BANCORP 12739A100	8.86	37,348.99	49,642.58	0.02	12,293.59
3,638.000 CAESARS ENTERTAINMENT CORP 127686103	12.13	38,258.57	44,128.94	0.02	5,870.37
472.000 CALIFORNIA WATER SERVICE GROUP 130788102	47.70	9,888.40	22,514.40	0.01	12,626.00
781.000 CALLAWAY GOLF CO 131193104	17.51	4,810.96	13,675.31	0.01	8,864.35
701.000 CAMDEN PROPERTY TRUST 133131102	91.22	48,485.96	63,945.22	0.03	15,459.26

BNY MELLON

Asset Detail - By Currency

Report ID : IACS0005
Base Currency : USD
Status : FINAL

PARAMETRIC US PI2 - [redacted]

6/30/2020

Shares/Par Security ID Description Link Ref	Price Base	Cost Base	Market Value Base	Percent Of Total	Net Unrealized Gain/Loss Base
2,189.000 CAMPBELL SOUP CO 134429109	49.63	105,835.97	108,640.07	0.05	2,804.10
505.000 CANADIAN IMPERIAL BANK OF COMM 136069101	66.97	11,984.07	33,819.85	0.02	21,835.78
526.000 CANNAE HOLDINGS INC 13765N107	41.10	2,503.71	21,618.60	0.01	19,114.89
3,032.000 CAPITAL ONE FINANCIAL CORP 14040H105	62.59	165,732.09	189,772.88	0.09	24,040.79
1,964.000 CARDINAL HEALTH INC 14149Y108	52.19	99,612.01	102,501.16	0.05	2,889.15
2,469.000 CARETRUST REIT INC 14174T107	17.16	33,521.67	42,368.04	0.02	8,846.37
386.000 CARLISLE COS INC 142339100	119.67	18,311.84	46,192.62	0.02	27,880.78
1,478.000 CARMAX INC 143130102	89.55	46,310.80	132,354.90	0.07	86,044.10
6,373.000 CARRIER GLOBAL CORP 14448C104	22.22	84,115.81	141,608.06	0.07	57,492.25
570.000 CARTER'S INC 146229109	80.70	23,356.90	45,999.00	0.02	22,642.10

BNY MELLON

Asset Detail - By Currency

Report ID : IACS0005
Base Currency : USD
Status : FINAL

PARAMETRIC US PI2 - [redacted]

6/30/2020

Shares/Par Security ID Description Link Ref	Price Base	Cost Base	Market Value Base	Percent Of Total	Net Unrealized Gain/Loss Base
551.000 CARVANA CO 146869102	120.20	31,186.60	66,230.20	0.03	35,043.60
173.000 CASEY'S GENERAL STORES INC 147528103	149.52	9,824.67	25,866.96	0.01	16,042.29
1,125.000 CATALENT INC 148806102	73.30	28,811.25	82,462.50	0.04	53,651.25
3,571.000 CATERPILLAR INC 149123101	126.50	273,063.38	451,731.50	0.22	178,668.12
4,016.000 CATCHMARK TIMBER TRUST INC 14912Y202	8.85	29,703.32	35,541.60	0.02	5,838.28
498.000 CATHAY GENERAL BANCORP 149150104	26.30	6,957.06	13,097.40	0.01	6,140.34
1,095.000 CELANESE CORP 150870103	86.34	35,554.65	94,542.30	0.05	58,987.65
4,437.000 CENTENE CORP 15135B101	63.55	154,441.48	281,971.35	0.14	127,529.87
4,068.000 CENTERPOINT ENERGY INC 15189T107	18.67	57,228.91	75,949.56	0.04	18,720.65
371.000 CENTRAL PACIFIC FINANCIAL CORP 154760409	16.03	4,889.59	5,947.13	0.00	1,057.54

BNY MELLON

Asset Detail - By Currency

Report ID : IACS0005
Base Currency : USD
Status : FINAL

PARAMETRIC US PI2 - [redacted]

6/30/2020

Shares/Par Security ID Description Link Ref	Price Base	Cost Base	Market Value Base	Percent Of Total	Net Unrealized Gain/Loss Base
674.000 CERIDIAN HCM HOLDING INC 15677J108	79.27	36,939.51	53,427.98	0.03	16,488.47
1,984.000 CERNER CORP 156782104	68.55	56,304.70	136,003.20	0.07	79,698.50
1,255.000 CHARTER COMMUNICATIONS INC 16119P108	510.04	74,180.04	640,100.20	0.32	565,920.16
938.000 CHEGG INC 163092109	67.26	37,302.67	63,089.88	0.03	25,787.21
101.000 CHEMED CORP 16359R103	451.07	5,071.21	45,558.07	0.02	40,486.86
873.000 CHENIERE ENERGY INC 16411R208	48.32	23,846.27	42,183.36	0.02	18,337.09
321.000 CHESAPEAKE UTILITIES CORP 165303108	84.00	15,310.46	26,964.00	0.01	11,653.54
12,183.000 CHEVRON CORP 166764100	89.23	849,453.19	1,087,089.09	0.54	237,635.90
4,805.000 CHIMERA INVESTMENT CORP 16934Q208	9.61	38,036.57	46,176.05	0.02	8,139.48
228.000 CHIPOTLE MEXICAN GRILL INC 169656105	1,052.36	56,209.41	239,938.08	0.12	183,728.67

BNY MELLON

Asset Detail - By Currency

Report ID : IACS0005
Base Currency : USD
Status : FINAL

PARAMETRIC US PI2 - [redacted]

6/30/2020

Shares/Par Security ID Description Link Ref	Price Base	Cost Base	Market Value Base	Percent Of Total	Net Unrealized Gain/Loss Base
1,497.000 CHURCH & DWIGHT CO INC 171340102	77.30	54,769.80	115,718.10	0.06	60,948.30
345.000 CHURCHILL DOWNS INC 171484108	133.15	4,940.40	45,936.75	0.02	40,996.35
1,253.000 CIENA CORP 171779309	54.16	15,324.19	67,862.48	0.03	52,538.29
791.000 CINCINNATI FINANCIAL CORP 172062101	64.03	22,258.74	50,647.73	0.03	28,388.99
25,084.000 CISCO SYSTEMS INC 17275R102	46.64	652,345.80	1,169,917.76	0.58	517,571.96
796.000 CINTAS CORP 172908105	266.36	25,280.96	212,022.56	0.11	186,741.60
13,544.000 CITIGROUP INC 172967424	51.10	534,065.46	692,098.40	0.34	158,032.94
4,772.000 CITIZENS FINANCIAL GROUP INC 174610105	25.24	97,718.85	120,445.28	0.06	22,726.43
1,417.000 CITRIX SYSTEMS INC 177376100	147.91	41,740.96	209,588.47	0.10	167,847.51
156.000 CITY HOLDING CO 177835105	65.17	4,907.76	10,166.52	0.01	5,258.76

BNY MELLON

Asset Detail - By Currency

Report ID : IACS0005
Base Currency : USD
Status : FINAL

PARAMETRIC US PI2 - [redacted]

6/30/2020

Shares/Par Security ID Description Link Ref	Price Base	Cost Base	Market Value Base	Percent Of Total	Net Unrealized Gain/Loss Base
4,377.000 CITY OFFICE REIT INC 178587101	10.06	37,405.58	44,032.62	0.02	6,627.04
678.000 CLEAN HARBORS INC 184496107	59.98	36,923.88	40,666.44	0.02	3,742.56
1,820.000 CLEARWAY ENERGY INC 18539C204	23.06	37,651.70	41,969.20	0.02	4,317.50
1,153.000 CLOROX CO/THE 189054109	219.37	102,282.23	252,933.61	0.13	150,651.38
4,609.000 CLOUDERA INC 18914U100	12.72	30,862.25	58,626.48	0.03	27,764.23
166.000 COCA-COLA CONSOLIDATED INC 191098102	229.19	10,121.02	38,045.54	0.02	27,924.52
21,406.000 COCA-COLA CO/THE 191216100	44.68	520,624.78	956,420.08	0.47	435,795.30
8,806.000 COEUR MINING INC 192108504	5.08	23,864.26	44,734.48	0.02	20,870.22
850.000 COGENT COMMUNICATIONS HOLDINGS 19239V302	77.36	28,584.60	65,756.00	0.03	37,171.40
1,186.000 COGNEX CORP 192422103	59.72	17,378.58	70,827.92	0.04	53,449.34

BNY MELLON

Asset Detail - By Currency

Report ID : IACS0005
Base Currency : USD
Status : FINAL

PARAMETRIC US PI2 - [redacted]

6/30/2020

Shares/Par Security ID Description Link Ref	Price Base	Cost Base	Market Value Base	Percent Of Total	Net Unrealized Gain/Loss Base
3,832.000 COGNIZANT TECHNOLOGY SOLUTIONS 192446102	56.82	78,146.45	217,734.24	0.11	139,587.79
2,357.000 COLFAX CORP 194014106	27.90	45,954.71	65,760.30	0.03	19,805.59
5,922.000 COLGATE-PALMOLIVE CO 194162103	73.26	185,496.58	433,845.72	0.22	248,349.14
45,343.000 COLONY CAPITAL INC 19626G108	2.40	104,974.04	108,823.20	0.05	3,849.16
529.000 COLUMBIA BANKING SYSTEM INC 197236102	28.35	9,517.21	14,994.51	0.01	5,477.30
3,115.000 COLUMBIA PROPERTY TRUST INC 198287203	13.14	36,559.52	40,931.10	0.02	4,371.58
483.000 COMFORT SYSTEMS USA INC 199908104	40.75	5,028.03	19,682.25	0.01	14,654.22
27,218.000 COMCAST CORP 20030N101	38.98	534,039.94	1,060,957.64	0.53	526,917.70
1,132.000 COMERICA INC 200340107	38.10	36,393.14	43,129.20	0.02	6,736.06
1,346.000 COMMERCE BANCSHARES INC/MO 200525103	59.47	34,092.34	80,046.62	0.04	45,954.28

BNY MELLON

Asset Detail - By Currency

Report ID : IACS0005
Base Currency : USD
Status : FINAL

PARAMETRIC US PI2 - [redacted]

6/30/2020

Shares/Par Security ID Description Link Ref	Price Base	Cost Base	Market Value Base	Percent Of Total	Net Unrealized Gain/Loss Base
232.000 COMMUNITY BANK SYSTEM INC 203607106	57.02	5,630.64	13,228.64	0.01	7,598.00
1,051.000 COMMUNITY HEALTHCARE TRUST INC 20369C106	40.90	36,390.62	42,985.90	0.02	6,595.28
205.000 COMMUNITY TRUST BANCORP INC 204149108	32.76	5,029.95	6,715.80	0.00	1,685.85
16,131.000 COMSCORE INC 20564W105	3.10	30,411.93	50,006.10	0.02	19,594.17
3,537.000 CONAGRA BRANDS INC 205887102	35.17	75,581.45	124,396.29	0.06	48,814.84
184.000 CONMED CORP 207410101	71.99	4,999.28	13,246.16	0.01	8,246.88
5,112.000 CONOCOPHILLIPS 20825C104	42.02	185,019.36	214,806.24	0.11	29,786.88
2,216.000 CONSOLIDATED EDISON INC 209115104	71.93	123,727.97	159,396.88	0.08	35,668.91
1,568.000 CONSTELLATION BRANDS INC 21036P108	174.95	95,568.00	274,321.60	0.14	178,753.60
344.000 COOPER COS INC/THE 216648402	283.64	20,708.80	97,572.16	0.05	76,863.36

BNY MELLON

Asset Detail - By Currency

Report ID : IACS0005
Base Currency : USD
Status : FINAL

PARAMETRIC US PI2 - [redacted]

6/30/2020

Shares/Par Security ID Description Link Ref	Price Base	Cost Base	Market Value Base	Percent Of Total	Net Unrealized Gain/Loss Base
775.000 COOPER TIRE & RUBBER CO 216831107	27.61	13,477.25	21,397.75	0.01	7,920.50
1,354.000 COPART INC 217204106	83.27	21,700.32	112,747.58	0.06	91,047.26
3,185.000 CORCEPT THERAPEUTICS INC 218352102	16.82	5,096.00	53,571.70	0.03	48,475.70
313.000 CORESITE REALTY CORP 21870Q105	121.06	33,278.16	37,891.78	0.02	4,613.62
387.000 CORELOGIC INC/UNITED STATES 21871D103	67.22	9,845.28	26,014.14	0.01	16,168.86
9,759.000 COREPOINT LODGING INC 21872L104	4.21	36,569.04	41,085.39	0.02	4,516.35
774.000 CORNERSTONE ONDEMAND INC 21925Y103	38.56	21,880.98	29,845.44	0.01	7,964.46
5,606.000 CORNING INC 219350105	25.90	95,966.16	145,195.40	0.07	49,229.24
1,918.000 CORTEVA INC 22052L104	26.79	33,562.33	51,383.22	0.03	17,820.89
208.000 CORVEL CORP 221006109	70.89	5,049.20	14,745.12	0.01	9,695.92

BNY MELLON

Asset Detail - By Currency

Report ID : IACS0005
Base Currency : USD
Status : FINAL

PARAMETRIC US PI2 - [redacted]

6/30/2020

Shares/Par Security ID Description Link Ref	Price Base	Cost Base	Market Value Base	Percent Of Total	Net Unrealized Gain/Loss Base
2,762.000 COSTCO WHOLESALE CORP 22160K105	303.21	204,239.65	837,466.02	0.42	633,226.37
206.000 COSTAR GROUP INC 22160N109	710.67	39,974.02	146,398.02	0.07	106,424.00
309.000 COUPA SOFTWARE INC 22266L106	277.04	48,210.74	85,605.36	0.04	37,394.62
4,158.000 COVANTA HOLDING CORP 22282E102	9.59	35,722.22	39,875.22	0.02	4,153.00
564.000 CRANE CO 224399105	59.46	20,332.20	33,535.44	0.02	13,203.24
771.000 CREE INC 225447101	59.19	38,287.86	45,635.49	0.02	7,347.63
953.000 CROWDSTRIKE HOLDINGS INC 22788C105	100.29	94,156.40	95,576.37	0.05	1,419.97
2,200.000 CROWN CASTLE INTERNATIONAL COR 22822V101	167.35	122,061.42	368,170.00	0.18	246,108.58
783.000 CROWN HOLDINGS INC 228368106	65.13	28,362.84	50,996.79	0.03	22,633.95
1,573.000 CUBESMART 229663109	26.99	35,523.91	42,455.27	0.02	6,931.36

BNY MELLON

Asset Detail - By Currency

Report ID : IACS0005
Base Currency : USD
Status : FINAL

PARAMETRIC US PI2 - [redacted]

6/30/2020

Shares/Par Security ID Description Link Ref	Price Base	Cost Base	Market Value Base	Percent Of Total	Net Unrealized Gain/Loss Base
566.000 CULLEN/FROST BANKERS INC 229899109	74.71	31,956.36	42,285.86	0.02	10,329.50
1,147.000 CUMMINS INC 231021106	173.26	110,486.53	198,729.22	0.10	88,242.69
303.000 CURTISS-WRIGHT CORP 231561101	89.28	9,886.74	27,051.84	0.01	17,165.10
648.000 CYRUSONE INC 23283R100	72.75	32,944.32	47,142.00	0.02	14,197.68
2,016.000 DR HORTON INC 23331A109	55.45	32,323.83	111,787.20	0.06	79,463.37
1,843.000 DTE ENERGY CO 233331107	107.50	94,731.71	198,122.50	0.10	103,390.79
2,291.000 DXC TECHNOLOGY CO 23355L106	16.50	36,066.25	37,801.50	0.02	1,735.25
3,964.000 DANA INC 235825205	12.19	36,319.60	48,321.16	0.02	12,001.56
4,582.000 DANAHER CORP 235851102	176.83	235,659.76	810,235.06	0.40	574,575.30
977.000 DARDEN RESTAURANTS INC 237194105	75.77	57,370.71	74,027.29	0.04	16,656.58

BNY MELLON

Asset Detail - By Currency

Report ID : IACS0005
Base Currency : USD
Status : FINAL

PARAMETRIC US PI2 - [redacted]

6/30/2020

Shares/Par Security ID Description Link Ref	Price Base	Cost Base	Market Value Base	Percent Of Total	Net Unrealized Gain/Loss Base
1,793.000 DARLING INGREDIENTS INC 237266101	24.62	24,331.01	44,143.66	0.02	19,812.65
562.000 DAVITA INC 23918K108	79.14	28,791.26	44,476.68	0.02	15,685.42
108.000 DECKERS OUTDOOR CORP 243537107	196.39	5,114.88	21,210.12	0.01	16,095.24
1,349.000 DEERE & CO 244199105	157.15	57,179.26	211,995.35	0.11	154,816.09
882.000 DELL TECHNOLOGIES INC 24703L202	54.94	36,978.29	48,457.08	0.02	11,478.79
5,492.000 DELTA AIR LINES INC 247361702	28.05	43,919.21	154,050.60	0.08	110,131.39
1,626.000 DENTSPLY SIRONA INC 24906P109	44.06	56,824.11	71,641.56	0.04	14,817.45
5,376.000 DESIGNER BRANDS INC 250565108	6.77	29,062.28	36,395.52	0.02	7,333.24
538.000 DEXCOM INC 252131107	405.40	34,926.96	218,105.20	0.11	183,178.24
5,232.000 DIAMONDBACK ENERGY INC 25278X109	41.82	133,833.78	218,802.24	0.11	84,968.46

BNY MELLON

Asset Detail - By Currency

Report ID : IACS0005
Base Currency : USD
Status : FINAL

PARAMETRIC US PI2 - [redacted]

6/30/2020

Shares/Par Security ID Description Link Ref	Price Base	Cost Base	Market Value Base	Percent Of Total	Net Unrealized Gain/Loss Base
1,094.000 DIGITAL REALTY TRUST INC 253868103	142.11	80,573.86	155,468.34	0.08	74,894.48
12,274.000 WALT DISNEY CO/THE 254687106	111.51	505,163.83	1,368,673.74	0.68	863,509.91
3,333.000 DISCOVER FINANCIAL SERVICES 254709108	50.09	80,232.42	166,949.97	0.08	86,717.55
1,271.000 DISH NETWORK CORP 25470M109	34.51	26,995.63	43,862.21	0.02	16,866.58
1,088.000 DOCUSIGN INC 256163106	172.21	59,688.40	187,364.48	0.09	127,676.08
1,462.000 DOLLAR GENERAL CORP 256677105	190.51	96,298.34	278,525.62	0.14	182,227.28
1,666.000 DOLLAR TREE INC 256746108	92.68	53,713.75	154,404.88	0.08	100,691.13
6,598.000 DOMINION ENERGY INC 25746U109	81.18	339,338.20	535,625.64	0.27	196,287.44
706.000 DOMINO'S PIZZA INC 25754A201	369.44	25,725.92	260,824.64	0.13	235,098.72
997.000 DONALDSON CO INC 257651109	46.52	37,176.39	46,380.44	0.02	9,204.05

BNY MELLON

Asset Detail - By Currency

Report ID : IACS0005
Base Currency : USD
Status : FINAL

PARAMETRIC US PI2 - [redacted]

6/30/2020

Shares/Par Security ID Description Link Ref	Price Base	Cost Base	Market Value Base	Percent Of Total	Net Unrealized Gain/Loss Base
1,302.000 DOUGLAS EMMETT INC 25960P109	30.66	20,154.96	39,919.32	0.02	19,764.36
1,560.000 DOVER CORP 260003108	96.56	49,544.98	150,633.60	0.07	101,088.62
5,846.000 DOW INC 260557103	40.76	203,467.54	238,282.96	0.12	34,815.42
2,245.000 DROPBOX INC 26210C104	21.77	38,405.72	48,873.65	0.02	10,467.93
3,570.000 DUKE REALTY CORP 264411505	35.39	41,840.40	126,342.30	0.06	84,501.90
7,097.000 DUKE ENERGY CORP 26441C204	79.89	460,931.17	566,979.33	0.28	106,048.16
849.000 DUNKIN' BRANDS GROUP INC 265504100	65.23	27,473.64	55,380.27	0.03	27,906.63
5,819.000 DUPONT DE NEMOURS INC 26614N102	53.13	242,365.91	309,163.47	0.15	66,797.56
321.000 DYCOM INDUSTRIES INC 267475101	40.89	4,798.95	13,125.69	0.01	8,326.74
1,092.000 DYNATRACE INC 268150109	40.60	39,857.54	44,335.20	0.02	4,477.66

BNY MELLON

Asset Detail - By Currency

Report ID : IACS0005
Base Currency : USD
Status : FINAL

PARAMETRIC US PI2 - [redacted]

6/30/2020

Shares/Par Security ID Description Link Ref	Price Base	Cost Base	Market Value Base	Percent Of Total	Net Unrealized Gain/Loss Base
12,903.000 DYNAVAX TECHNOLOGIES CORP 268158201	8.87	117,486.81	114,449.61	0.06	-3,037.20
2,472.000 EOG RESOURCES INC 26875P101	50.66	88,328.85	125,231.52	0.06	36,902.67
5,823.000 EQT CORP 26884L109	11.90	40,096.35	69,293.70	0.03	29,197.35
1,336.000 EPR PROPERTIES 26884U109	33.13	35,874.51	44,261.68	0.02	8,387.17
435.000 EAGLE BANCORP INC 268948106	32.75	5,065.77	14,246.25	0.01	9,180.48
3,452.000 E*TRADE FINANCIAL CORP 269246401	49.73	30,791.84	171,667.96	0.09	140,876.12
492.000 EAGLE MATERIALS INC 26969P108	70.22	29,234.64	34,548.24	0.02	5,313.60
1,560.000 EAST WEST BANCORP INC 27579R104	36.24	28,969.20	56,534.40	0.03	27,565.20
1,800.000 EASTMAN CHEMICAL CO 277432100	69.64	85,532.00	125,352.00	0.06	39,820.00
6,508.000 EBAY INC 278642103	52.45	77,582.16	341,344.60	0.17	263,762.44

BNY MELLON

Asset Detail - By Currency

Report ID : IACS0005
Base Currency : USD
Status : FINAL

PARAMETRIC US PI2 - [redacted]

6/30/2020

Shares/Par Security ID Description Link Ref	Price Base	Cost Base	Market Value Base	Percent Of Total	Net Unrealized Gain/Loss Base
573.000 ECHOSTAR CORP 278768106	27.96	9,385.79	16,021.08	0.01	6,635.29
1,980.000 ECOLAB INC 278865100	198.95	89,493.64	393,921.00	0.20	304,427.36
3,262.000 EDISON INTERNATIONAL 281020107	54.31	142,167.79	177,159.22	0.09	34,991.43
1,594.000 EDITAS MEDICINE INC 28106W103	29.58	32,323.35	47,150.52	0.02	14,827.17
3,912.000 EDWARDS LIFESCIENCES CORP 28176E108	69.11	150,198.24	270,358.32	0.13	120,160.08
632.000 EL PASO ELECTRIC CO 283677854	67.00	25,084.08	42,344.00	0.02	17,259.92
2,358.000 ELECTRONIC ARTS INC 285512109	132.05	67,778.14	311,373.90	0.15	243,595.76
421.000 EMCOR GROUP INC 29084Q100	66.14	11,964.82	27,844.94	0.01	15,880.12
598.000 EMERGENT BIOSOLUTIONS INC 29089Q105	79.08	31,717.92	47,289.84	0.02	15,571.92
4,080.000 EMERSON ELECTRIC CO 291011104	62.03	211,213.50	253,082.40	0.13	41,868.90

BNY MELLON

Asset Detail - By Currency

Report ID : IACS0005
Base Currency : USD
Status : FINAL

PARAMETRIC US PI2 - [redacted]

6/30/2020

Shares/Par Security ID Description Link Ref	Price Base	Cost Base	Market Value Base	Percent Of Total	Net Unrealized Gain/Loss Base
315.000 EMPLOYERS HOLDINGS INC 292218104	30.15	5,021.10	9,497.25	0.00	4,476.15
1,331.000 ENCORE CAPITAL GROUP INC 292554102	34.18	29,892.60	45,493.58	0.02	15,600.98
220.000 ENCORE WIRE CORP 292562105	48.82	5,108.40	10,740.40	0.01	5,632.00
593.000 ENCOMPASS HEALTH CORP 29261A100	61.93	35,515.49	36,724.49	0.02	1,209.00
1,042.000 ENERGIZER HOLDINGS INC 29272W109	47.49	33,812.14	49,484.58	0.02	15,672.44
569.000 ENERSYS 29275Y102	64.38	15,124.02	36,632.22	0.02	21,508.20
669.000 ENTEGRIS INC 29362U104	59.05	31,777.50	39,504.45	0.02	7,726.95
1,924.000 ENTERGY CORP 29364G103	93.81	167,739.63	180,490.44	0.09	12,750.81
390.000 ENTERPRISE FINANCIAL SERVICES 293712105	31.12	5,190.90	12,136.80	0.01	6,945.90
1,949.000 EPIZYME INC 29428V104	16.06	32,231.71	31,300.94	0.02	-930.77

BNY MELLON

Asset Detail - By Currency

Report ID : IACS0005
Base Currency : USD
Status : FINAL

PARAMETRIC US PI2 - [redacted]

6/30/2020

Shares/Par Security ID Description Link Ref	Price Base	Cost Base	Market Value Base	Percent Of Total	Net Unrealized Gain/Loss Base
775.000 EQUIFAX INC 294429105	171.88	26,793.85	133,207.00	0.07	106,413.15
535.000 EQUINIX INC 29444U700	702.30	233,876.83	375,730.50	0.19	141,853.67
2,781.000 EQUITABLE HOLDINGS INC 29452E101	19.29	45,446.54	53,645.49	0.03	8,198.95
909.000 EQUITY COMMONWEALTH 294628102	32.20	22,420.15	29,269.80	0.01	6,849.65
800.000 EQUITY LIFESTYLE PROPERTIES IN 29472R108	62.48	36,140.81	49,984.00	0.02	13,843.19
1,945.000 EQUITY RESIDENTIAL 29476L107	58.82	98,237.86	114,404.90	0.06	16,167.04
464.000 ERIE INDEMNITY CO 29530P102	191.90	19,759.86	89,041.60	0.04	69,281.74
1,088.000 ESSENTIAL UTILITIES INC 29670G102	42.24	18,661.38	45,957.12	0.02	27,295.74
353.000 ESSEX PROPERTY TRUST INC 297178105	229.17	51,867.81	80,897.01	0.04	29,029.20
769.000 ETSY INC 29786A106	106.23	39,011.37	81,690.87	0.04	42,679.50

BNY MELLON

Asset Detail - By Currency

Report ID : IACS0005
Base Currency : USD
Status : FINAL

PARAMETRIC US PI2 - [redacted]

6/30/2020

Shares/Par Security ID Description Link Ref	Price Base	Cost Base	Market Value Base	Percent Of Total	Net Unrealized Gain/Loss Base
323.000 EURONET WORLDWIDE INC 298736109	95.82	4,857.92	30,949.86	0.02	26,091.94
740.000 EVERCORE INC 29977A105	58.92	18,206.96	43,600.80	0.02	25,393.84
2,274.000 EVERGY INC 30034W106	59.29	96,307.33	134,825.46	0.07	38,518.13
2,156.000 EVERSOURCE ENERGY 30040W108	83.27	116,414.09	179,530.12	0.09	63,116.03
1,502.000 EXACT SCIENCES CORP 30063P105	86.94	15,891.16	130,583.88	0.06	114,692.72
6,778.000 EXELON CORP 30161N101	36.29	217,972.42	245,973.62	0.12	28,001.20
2,172.000 EXELIXIS INC 30161Q104	23.74	38,243.06	51,563.28	0.03	13,320.22
1,707.000 EXPEDITORS INTERNATIONAL OF WA 302130109	76.04	102,284.44	129,800.28	0.06	27,515.84
4,355.000 EXTENDED STAY AMERICA INC 30224P200	11.19	37,477.16	48,732.45	0.02	11,255.29
585.000 EXTRA SPACE STORAGE INC 30225T102	92.37	19,660.03	54,036.45	0.03	34,376.42

BNY MELLON

Asset Detail - By Currency

Report ID : IACS0005
Base Currency : USD
Status : FINAL

PARAMETRIC US PI2 - [redacted]

6/30/2020

Shares/Par Security ID Description Link Ref	Price Base	Cost Base	Market Value Base	Percent Of Total	Net Unrealized Gain/Loss Base
23,499.000 EXXON MOBIL CORP 30231G102	44.72	1,319,804.69	1,050,875.28	0.52	-268,929.41
750.000 FLIR SYSTEMS INC 302445101	40.57	25,027.50	30,427.50	0.02	5,400.00
1,011.000 FMC CORP 302491303	99.62	59,071.96	100,715.82	0.05	41,643.86
16,336.000 FACEBOOK INC 30303M102	227.07	1,221,752.37	3,709,415.52	1.84	2,487,663.15
131.000 FACTSET RESEARCH SYSTEMS INC 303075105	328.47	37,653.33	43,029.57	0.02	5,376.24
251.000 FAIR ISAAC CORP 303250104	418.04	7,276.49	104,928.04	0.05	97,651.55
10.000 FAIRFAX FINANCIAL HOLDINGS LTD 303901102	308.84	4,202.63	3,088.40	0.00	-1,114.23
2,998.000 FASTENAL CO 311900104	42.84	75,244.99	128,434.32	0.06	53,189.33
991.000 FEDERAL REALTY INVESTMENT TRUS 313747206	85.21	77,079.98	84,443.11	0.04	7,363.13
1,241.000 FEDERAL SIGNAL CORP 313855108	29.73	5,174.97	36,894.93	0.02	31,719.96

BNY MELLON

Asset Detail - By Currency

Report ID : IACS0005
Base Currency : USD
Status : FINAL

PARAMETRIC US PI2 - [redacted]

6/30/2020

Shares/Par Security ID Description Link Ref	Price Base	Cost Base	Market Value Base	Percent Of Total	Net Unrealized Gain/Loss Base
1,816.000 FEDERATED HERMES INC 314211103	23.70	35,026.56	43,039.20	0.02	8,012.64
1,905.000 FEDEX CORP 31428X106	140.22	204,255.43	267,119.10	0.13	62,863.67
597.000 F5 NETWORKS INC 315616102	139.48	50,022.12	83,269.56	0.04	33,247.44
3,530.000 FIDELITY NATIONAL INFORMATION 31620M106	134.09	173,622.43	473,337.70	0.23	299,715.27
1,579.000 FIDELITY NATIONAL FINANCIAL IN 31620R303	30.66	13,158.51	48,412.14	0.02	35,253.63
7,553.000 FIFTH THIRD BANCORP 316773100	19.28	111,010.68	145,621.84	0.07	34,611.16
787.000 FIRST AMERICAN FINANCIAL CORP 31847R102	48.02	35,881.69	37,791.74	0.02	1,910.05
2,510.000 FIRST BANCORP/PUERTO RICO 318672706	5.59	9,638.40	14,030.90	0.01	4,392.50
24.000 FIRST CITIZENS BANCSHARES INC/ 31946M103	405.02	4,320.24	9,720.48	0.00	5,400.24
1,067.000 FIRST COMMONWEALTH FINANCIAL C 319829107	8.28	5,217.63	8,834.76	0.00	3,617.13

BNY MELLON

Asset Detail - By Currency

Report ID : IACS0005
Base Currency : USD
Status : FINAL

PARAMETRIC US PI2 - [redacted]

6/30/2020

Shares/Par Security ID Description Link Ref	Price Base	Cost Base	Market Value Base	Percent Of Total	Net Unrealized Gain/Loss Base
900.000 FIRST FINANCIAL BANCORP 320209109	13.89	5,747.02	12,501.00	0.01	6,753.98
792.000 FIRST FINANCIAL BANKSHARES INC 32020R109	28.89	6,617.16	22,880.88	0.01	16,263.72
887.000 FIRST INDUSTRIAL REALTY TRUST 32054K103	38.44	10,226.50	34,096.28	0.02	23,869.78
1,556.000 FIRST REPUBLIC BANK/CA 33616C100	105.99	105,837.74	164,920.44	0.08	59,082.70
714.000 FIRST SOLAR INC 336433107	49.50	11,345.46	35,343.00	0.02	23,997.54
269.000 1ST SOURCE CORP 336901103	35.58	4,912.90	9,571.02	0.00	4,658.12
129.000 FIRSTCASH INC 33767D105	67.48	5,020.68	8,704.92	0.00	3,684.24
4,611.000 FISERV INC 337738108	97.62	75,749.95	450,125.82	0.22	374,375.87
2,689.000 FIRSTENERGY CORP 337932107	38.78	88,187.36	104,279.42	0.05	16,092.06
447.000 FIVE BELOW INC 33829M101	106.91	37,249.63	47,788.77	0.02	10,539.14

BNY MELLON

Asset Detail - By Currency

Report ID : IACS0005
Base Currency : USD
Status : FINAL

PARAMETRIC US PI2 - [redacted]

6/30/2020

Shares/Par Security ID Description Link Ref	Price Base	Cost Base	Market Value Base	Percent Of Total	Net Unrealized Gain/Loss Base
494.000 FIVE9 INC 338307101	110.67	33,231.38	54,670.98	0.03	21,439.60
612.000 FLEETCOR TECHNOLOGIES INC 339041105	251.53	73,759.07	153,936.36	0.08	80,177.29
1,543.000 FLOWERS FOODS INC 343498101	22.36	33,773.55	34,501.48	0.02	727.93
1,411.000 FOOT LOCKER INC 344849104	29.16	38,997.98	41,144.76	0.02	2,146.78
7,176.000 FORD MOTOR CO 345370860	6.08	37,352.13	43,630.08	0.02	6,277.95
1,411.000 FORTINET INC 34959E109	137.27	72,889.52	193,687.97	0.10	120,798.45
1,880.000 FORTIVE CORP 34959J108	67.66	33,010.59	127,200.80	0.06	94,190.21
1,423.000 FORTUNE BRANDS HOME & SECURITY 34964C106	63.93	28,053.03	90,972.39	0.05	62,919.36
135.000 FORWARD AIR CORP 349853101	49.82	5,111.10	6,725.70	0.00	1,614.60
153.000 FOUR CORNERS PROPERTY TRUST IN 35086T109	24.40	2,761.90	3,733.20	0.00	971.30

BNY MELLON

Asset Detail - By Currency

Report ID : IACS0005
Base Currency : USD
Status : FINAL

PARAMETRIC US PI2 - [redacted]

6/30/2020

Shares/Par Security ID Description Link Ref	Price Base	Cost Base	Market Value Base	Percent Of Total	Net Unrealized Gain/Loss Base
2,894.000 FOX CORP 35137L105	26.82	77,118.06	77,617.08	0.04	499.02
228.000 FRANKLIN ELECTRIC CO INC 353514102	52.52	5,180.16	11,974.56	0.01	6,794.40
3,856.000 FRANKLIN RESOURCES INC 354613101	20.97	65,363.83	80,860.32	0.04	15,496.49
9,585.000 FREEPORT-MCMORAN INC 35671D857	11.57	52,843.86	110,898.45	0.05	58,054.59
228.000 HB FULLER CO 359694106	44.60	5,344.32	10,168.80	0.01	4,824.48
2,352.000 FULTON FINANCIAL CORP 360271100	10.53	24,225.60	24,766.56	0.01	540.96
293.000 GATX CORP 361448103	60.98	10,624.18	17,867.14	0.01	7,242.96
604.000 GCI LIBERTY INC 36164V305	71.12	6,147.14	42,956.48	0.02	36,809.34
648.000 GCP APPLIED TECHNOLOGIES INC 36164Y101	18.58	6,370.38	12,039.84	0.01	5,669.46
1,070.000 ARTHUR J GALLAGHER & CO 363576109	97.49	50,636.90	104,314.30	0.05	53,677.40

BNY MELLON

Asset Detail - By Currency

Report ID : IACS0005
Base Currency : USD
Status : FINAL

PARAMETRIC US PI2 - [redacted]

6/30/2020

Shares/Par Security ID Description Link Ref	Price Base	Cost Base	Market Value Base	Percent Of Total	Net Unrealized Gain/Loss Base
1,346.000 GAMING AND LEISURE PROPERTIES 36467J108	34.60	41,919.44	46,571.60	0.02	4,652.16
4,873.000 GAP INC/THE 364760108	12.62	37,112.89	61,497.26	0.03	24,384.37
484.000 GARRETT MOTION INC 366505105	5.54	2,102.80	2,681.36	0.00	578.56
916.000 GARTNER INC 366651107	121.33	40,923.64	111,138.28	0.06	70,214.64
361.000 GENERAC HOLDINGS INC 368736104	121.93	36,753.41	44,016.73	0.02	7,263.32
2,284.000 GENERAL DYNAMICS CORP 369550108	149.46	194,658.10	341,366.64	0.17	146,708.54
27,278.000 GENERAL ELECTRIC CO 369604103	6.83	217,760.34	186,308.74	0.09	-31,451.60
5,048.000 GENERAL MILLS INC 370334104	61.65	158,565.25	311,209.20	0.15	152,643.95
9,891.000 GENERAL MOTORS CO 37045V100	25.30	236,937.22	250,242.30	0.12	13,305.08
1,502.000 GENTEX CORP 371901109	25.77	30,037.49	38,706.54	0.02	8,669.05

BNY MELLON

Asset Detail - By Currency

Report ID : IACS0005
Base Currency : USD
Status : FINAL

PARAMETRIC US PI2 - [redacted]

6/30/2020

Shares/Par Security ID Description Link Ref	Price Base	Cost Base	Market Value Base	Percent Of Total	Net Unrealized Gain/Loss Base
1,473.000 GENUINE PARTS CO 372460105	86.96	64,646.82	128,092.08	0.06	63,445.26
457.000 GIBRALTAR INDUSTRIES INC 374689107	48.01	4,958.45	21,940.57	0.01	16,982.12
8,554.000 GILEAD SCIENCES INC 375558103	76.94	203,546.74	658,144.76	0.33	454,598.02
882.000 GLACIER BANCORP INC 37637Q105	35.29	11,015.07	31,125.78	0.02	20,110.71
2,760.000 GLADSTONE LAND CORP 376549101	15.86	32,448.80	43,773.60	0.02	11,324.80
549.000 GLOBAL BLOOD THERAPEUTICS INC 37890U108	63.13	37,860.30	34,658.37	0.02	-3,201.93
2,118.000 GLOBAL PAYMENTS INC 37940X102	169.62	48,456.53	359,255.16	0.18	310,798.63
933.000 GLOBE LIFE INC 37959E102	74.23	26,189.27	69,256.59	0.03	43,067.32
507.000 GODADDY INC 380237107	73.33	37,766.43	37,178.31	0.02	-588.12
1,412.000 GOLDMAN SACHS GROUP INC/THE 38141G104	197.62	182,121.35	279,039.44	0.14	96,918.09

BNY MELLON

Asset Detail - By Currency

Report ID : IACS0005
Base Currency : USD
Status : FINAL

PARAMETRIC US PI2 - [redacted]

6/30/2020

Shares/Par Security ID Description Link Ref	Price Base	Cost Base	Market Value Base	Percent Of Total	Net Unrealized Gain/Loss Base
648.000 W R GRACE & CO 38388F108	50.81	25,891.75	32,924.88	0.02	7,033.13
1,875.000 GRACO INC 384109104	47.99	20,168.75	89,981.25	0.04	69,812.50
19.000 GRAHAM HOLDINGS CO 384637104	342.67	4,433.51	6,510.73	0.00	2,077.22
130.000 WW GRAINGER INC 384802104	314.16	37,159.19	40,840.80	0.02	3,681.61
377.000 GRAND CANYON EDUCATION INC 38526M106	90.53	5,108.35	34,129.81	0.02	29,021.46
2,449.000 GRANITE CONSTRUCTION INC 387328107	19.14	33,225.68	46,873.86	0.02	13,648.18
549.000 GREAT SOUTHERN BANCORP INC 390905107	40.36	9,997.29	22,157.64	0.01	12,160.35
649.000 GREEN DOT CORP 39304D102	49.08	8,229.32	31,852.92	0.02	23,623.60
821.000 GRIFFIN INDUSTRIAL REALTY INC 398231100	54.17	25,017.10	44,473.57	0.02	19,456.47
1,066.000 GRIFFON CORP 398433102	18.52	10,247.88	19,742.32	0.01	9,494.44

BNY MELLON

Asset Detail - By Currency

Report ID : IACS0005
Base Currency : USD
Status : FINAL

PARAMETRIC US PI2 - [redacted]

6/30/2020

Shares/Par Security ID Description Link Ref	Price Base	Cost Base	Market Value Base	Percent Of Total	Net Unrealized Gain/Loss Base
152.000 GROUP 1 AUTOMOTIVE INC 398905109	65.97	5,973.60	10,027.44	0.00	4,053.84
862.000 GRUBHUB INC 400110102	70.30	25,928.96	60,598.60	0.03	34,669.64
510.000 GUARDANT HEALTH INC 40131M109	81.13	32,109.60	41,376.30	0.02	9,266.70
4,688.000 GUESS? INC 401617105	9.67	31,953.72	45,332.96	0.02	13,379.24
434.000 GUIDEWIRE SOFTWARE INC 40171V100	110.85	24,620.82	48,108.90	0.02	23,488.08
379.000 H&E EQUIPMENT SERVICES INC 404030108	18.48	4,839.83	7,003.92	0.00	2,164.09
1,054.000 HCA HEALTHCARE INC 40412C101	97.06	60,631.01	102,301.24	0.05	41,670.23
2,366.000 HMS HOLDINGS CORP 40425J101	32.39	24,559.08	76,634.74	0.04	52,075.66
10,070.000 HP INC 40434L105	17.43	138,646.84	175,520.10	0.09	36,873.26
604.000 HAEMONETICS CORP 405024100	89.56	18,038.46	54,094.24	0.03	36,055.78

BNY MELLON

Asset Detail - By Currency

Report ID : IACS0005
Base Currency : USD
Status : FINAL

PARAMETRIC US PI2 - [redacted]

6/30/2020

Shares/Par Security ID Description Link Ref	Price Base	Cost Base	Market Value Base	Percent Of Total	Net Unrealized Gain/Loss Base
1,457.000 HAIN CELESTIAL GROUP INC/THE 405217100	31.51	31,250.36	45,910.07	0.02	14,659.71
3,976.000 HANESBRANDS INC 410345102	11.29	31,517.60	44,889.04	0.02	13,371.44
4,197.000 HANMI FINANCIAL CORP 410495204	9.71	34,986.99	40,752.87	0.02	5,765.88
142.000 HANOVER INSURANCE GROUP INC/TH 410867105	101.33	6,178.42	14,388.86	0.01	8,210.44
1,857.000 HARLEY-DAVIDSON INC 412822108	23.77	35,893.75	44,140.89	0.02	8,247.14
2,263.000 HARTFORD FINANCIAL SERVICES GR 416515104	38.55	55,768.39	87,238.65	0.04	31,470.26
1,083.000 HASBRO INC 418056107	74.95	44,375.94	81,170.85	0.04	36,794.91
845.000 HAWAIIAN ELECTRIC INDUSTRIES I 419870100	36.06	24,766.95	30,470.70	0.02	5,703.75
879.000 HAWAIIAN HOLDINGS INC 419879101	14.04	5,054.25	12,341.16	0.01	7,286.91
1,182.000 HEALTHCARE REALTY TRUST INC 421946104	29.29	31,616.12	34,620.78	0.02	3,004.66

BNY MELLON

Asset Detail - By Currency

Report ID : IACS0005
Base Currency : USD
Status : FINAL

PARAMETRIC US PI2 - [redacted]

6/30/2020

Shares/Par Security ID Description Link Ref	Price Base	Cost Base	Market Value Base	Percent Of Total	Net Unrealized Gain/Loss Base
1,457.000 HEALTHCARE TRUST OF AMERICA IN 42225P501	26.52	38,302.24	38,639.64	0.02	337.40
759.000 HEALTHEQUITY INC 42226A107	58.67	36,648.32	44,530.53	0.02	7,882.21
1,850.000 HEARTLAND EXPRESS INC 422347104	20.82	34,387.25	38,517.00	0.02	4,129.75
5,182.000 HEALTHPEAK PROPERTIES INC 42250P103	27.56	122,777.25	142,815.92	0.07	20,038.67
20,549.000 HECLA MINING CO 422704106	3.27	32,986.14	67,195.23	0.03	34,209.09
800.000 HEICO CORP 422806109	99.65	13,959.17	79,720.00	0.04	65,760.83
745.000 JACK HENRY & ASSOCIATES INC 426281101	184.03	47,307.26	137,102.35	0.07	89,795.09
985.000 HERITAGE COMMERCE CORP 426927109	7.51	4,869.25	7,392.43	0.00	2,523.18
385.000 HERITAGE FINANCIAL CORP/WA 42722X106	20.00	4,966.50	7,700.00	0.00	2,733.50
5,244.000 HERON THERAPEUTICS INC 427746102	14.71	47,720.92	77,139.24	0.04	29,418.32

BNY MELLON

Asset Detail - By Currency

Report ID : IACS0005
Base Currency : USD
Status : FINAL

PARAMETRIC US PI2 - [redacted]

6/30/2020

Shares/Par Security ID Description Link Ref	Price Base	Cost Base	Market Value Base	Percent Of Total	Net Unrealized Gain/Loss Base
932.000 HERSHEY CO/THE 427866108	129.62	49,928.96	120,805.84	0.06	70,876.88
7,384.000 HEWLETT PACKARD ENTERPRISE CO 42824C109	9.73	54,939.40	71,846.32	0.04	16,906.92
627.000 HILL-ROM HOLDINGS INC 431475102	109.78	17,336.55	68,832.06	0.03	51,495.51
1,845.000 HILLENBRAND INC 431571108	27.07	36,563.67	49,944.15	0.02	13,380.48
785.000 HILLTOP HOLDINGS INC 432748101	18.45	9,252.00	14,483.25	0.01	5,231.25
2,025.000 HILTON GRAND VACATIONS INC 43283X105	19.55	35,979.12	39,588.75	0.02	3,609.63
871.000 HILTON WORLDWIDE HOLDINGS INC 43300A203	73.45	65,586.30	63,974.95	0.03	-1,611.35
1,911.000 HOLOGIC INC 436440101	57.00	35,479.86	108,927.00	0.05	73,447.14
836.000 HOME BANCSHARES INC/AR 436893200	15.38	4,932.40	12,857.68	0.01	7,925.28
7,098.000 HOME DEPOT INC/THE 437076102	250.51	317,398.74	1,778,119.98	0.88	1,460,721.24

BNY MELLON

Asset Detail - By Currency

Report ID : IACS0005
Base Currency : USD
Status : FINAL

PARAMETRIC US PI2 - [redacted]

6/30/2020

Shares/Par Security ID Description Link Ref	Price Base	Cost Base	Market Value Base	Percent Of Total	Net Unrealized Gain/Loss Base
338.000 HOMESTREET INC 43785V102	24.61	4,912.76	8,318.18	0.00	3,405.42
5,596.000 HONEYWELL INTERNATIONAL INC 438516106	144.59	291,088.24	809,125.64	0.40	518,037.40
4,796.000 HOPE BANCORP INC 43940T109	9.22	39,125.84	44,219.12	0.02	5,093.28
3,986.000 HORIZON BANCORP INC/IN 440407104	10.69	36,113.38	42,610.34	0.02	6,496.96
3,635.000 HORMEL FOODS CORP 440452100	48.27	64,494.04	175,461.45	0.09	110,967.41
4,771.000 HOST HOTELS & RESORTS INC 44107P104	10.79	55,165.87	51,479.09	0.03	-3,686.78
2,991.000 HOWMET AEROSPACE INC 443201108	15.85	49,571.35	47,407.35	0.02	-2,164.00
250.000 HUBSPOT INC 443573100	224.35	36,128.55	56,087.50	0.03	19,958.95
1,170.000 HUMANA INC 444859102	387.75	74,670.22	453,667.50	0.22	378,997.28
450.000 JB HUNT TRANSPORT SERVICES INC 445658107	120.34	20,574.00	54,153.00	0.03	33,579.00

BNY MELLON

Asset Detail - By Currency

Report ID : IACS0005
Base Currency : USD
Status : FINAL

PARAMETRIC US PI2 - [redacted]

6/30/2020

Shares/Par Security ID Description Link Ref	Price Base	Cost Base	Market Value Base	Percent Of Total	Net Unrealized Gain/Loss Base
12,462.000 HUNTINGTON BANCSHARES INC/OH 446150104	9.04	78,931.78	112,594.17	0.06	33,662.39
344.000 HUNTINGTON INGALLS INDUSTRIES 446413106	174.49	12,961.36	60,024.56	0.03	47,063.20
2,133.000 HUNTSMAN CORP 447011107	17.97	26,136.75	38,330.01	0.02	12,193.26
165.000 HURON CONSULTING GROUP INC 447462102	44.25	4,851.00	7,301.25	0.00	2,450.25
514.000 HYATT HOTELS CORP 448579102	50.29	19,943.20	25,849.06	0.01	5,905.86
303.000 IAC/INTERACTIVECORP 44919P508	323.40	11,608.50	97,990.20	0.05	86,381.70
1,105.000 IAA INC 449253103	38.57	31,681.45	42,619.85	0.02	10,938.40
198.000 ICF INTERNATIONAL INC 44925C103	64.83	4,950.00	12,836.34	0.01	7,886.34
200.000 ICU MEDICAL INC 44930G107	184.31	32,484.00	36,862.00	0.02	4,378.00
287.000 IPG PHOTONICS CORP 44980X109	160.39	25,000.57	46,031.93	0.02	21,031.36

BNY MELLON

Asset Detail - By Currency

Report ID : IACS0005
Base Currency : USD
Status : FINAL

PARAMETRIC US PI2 - [redacted]

6/30/2020

Shares/Par Security ID Description Link Ref	Price Base	Cost Base	Market Value Base	Percent Of Total	Net Unrealized Gain/Loss Base
2,031.000 ISTAR INC 45031U101	12.32	12,348.48	25,021.92	0.01	12,673.44
788.000 ITT INC 45073V108	58.74	15,320.78	46,287.12	0.02	30,966.34
1,467.000 IBERIABANK CORP 450828108	45.54	54,819.45	66,807.18	0.03	11,987.73
315.000 IDACORP INC 451107106	87.37	15,032.32	27,521.55	0.01	12,489.23
287.000 IDEX CORP 45167R104	158.04	14,860.69	45,357.48	0.02	30,496.79
724.000 IDEXX LABORATORIES INC 45168D104	330.16	27,066.74	239,035.84	0.12	211,969.10
2,798.000 ILLINOIS TOOL WORKS INC 452308109	174.85	126,121.80	489,230.30	0.24	363,108.50
859.000 ILLUMINA INC 452327109	370.35	157,595.08	318,130.65	0.16	160,535.57
3,629.000 IMAX CORP 45245E109	11.21	30,978.51	40,681.09	0.02	9,702.58
1,710.000 IMMUNOMEDICS INC 452907108	35.44	36,040.17	60,602.40	0.03	24,562.23

BNY MELLON

Asset Detail - By Currency

Report ID : IACS0005
Base Currency : USD
Status : FINAL

PARAMETRIC US PI2 - [redacted]

6/30/2020

Shares/Par Security ID Description Link Ref	Price Base	Cost Base	Market Value Base	Percent Of Total	Net Unrealized Gain/Loss Base
1,646.000 INCYTE CORP 45337C102	103.97	50,859.07	171,134.62	0.08	120,275.55
3,537.000 INDEPENDENCE REALTY TRUST INC 45378A106	11.49	32,633.82	40,640.13	0.02	8,006.31
190.000 INDEPENDENT BANK CORP 453836108	67.09	4,932.40	12,747.10	0.01	7,814.70
2,880.000 INDEPENDENT BANK CORP/MI 453838609	14.85	36,115.59	42,768.00	0.02	6,652.41
2,163.000 INGERSOLL RAND INC 45687V106	28.12	15,650.68	60,823.56	0.03	45,172.88
341.000 INGEVITY CORP 45688C107	52.57	6,107.18	17,926.37	0.01	11,819.19
337.000 INGLES MARKETS INC 457030104	43.07	5,048.26	14,514.59	0.01	9,466.33
412.000 INGREDION INC 457187102	83.00	20,064.33	34,196.00	0.02	14,131.67
305.000 INSIGHT ENTERPRISES INC 45765U103	49.20	5,072.15	15,006.00	0.01	9,933.85
156.000 INNOSPEC INC 45768S105	77.25	4,873.11	12,051.00	0.01	7,177.89

BNY MELLON

Asset Detail - By Currency

Report ID : IACS0005
Base Currency : USD
Status : FINAL

PARAMETRIC US PI2 - [redacted]

6/30/2020

Shares/Par Security ID Description Link Ref	Price Base	Cost Base	Market Value Base	Percent Of Total	Net Unrealized Gain/Loss Base
441.000 INPHI CORP 45772F107	117.50	32,338.53	51,817.50	0.03	19,478.97
411.000 INSULET CORP 45784P101	194.26	33,621.37	79,840.86	0.04	46,219.49
25,955.000 INTEL CORP 458140100	59.83	540,993.04	1,552,887.65	0.77	1,011,894.61
883.000 INTEGER HOLDINGS CORP 45826H109	73.05	26,896.18	64,503.15	0.03	37,606.97
1,135.000 INTERACTIVE BROKERS GROUP INC 45841N107	41.77	18,637.04	47,408.95	0.02	28,771.91
3,659.000 INTERCONTINENTAL EXCHANGE INC 45866F104	91.60	186,001.00	335,164.40	0.17	149,163.40
700.000 INTERDIGITAL INC 45867G101	56.63	31,906.00	39,641.00	0.02	7,735.00
1,182.000 INTERNATIONAL BANCSHARES CORP 459044103	32.02	19,053.84	37,847.64	0.02	18,793.80
4,344.000 INTERNATIONAL BUSINESS MACHINE 459200101	120.77	367,401.70	524,624.88	0.26	157,223.18
910.000 INTERNATIONAL FLAVORS & FRAGRA 459506101	122.46	36,099.79	111,438.60	0.06	75,338.81

BNY MELLON

Asset Detail - By Currency

Report ID : IACS0005
Base Currency : USD
Status : FINAL

PARAMETRIC US PI2 - [redacted]

6/30/2020

Shares/Par Security ID Description Link Ref	Price Base	Cost Base	Market Value Base	Percent Of Total	Net Unrealized Gain/Loss Base
3,696.000 INTERPUBLIC GROUP OF COS INC/T 460690100	17.16	36,512.41	63,423.36	0.03	26,910.95
2,465.000 INTERSECT ENT INC 46071F103	13.54	27,509.40	33,376.10	0.02	5,866.70
3,666.000 INTRA-CELLULAR THERAPIES INC 46116X101	25.67	33,567.23	94,106.22	0.05	60,538.99
1,926.000 INTUIT INC 461202103	296.19	62,819.18	570,461.94	0.28	507,642.76
824.000 INTUITIVE SURGICAL INC 46120E602	569.83	100,457.09	469,539.92	0.23	369,082.83
925.000 INVESTORS BANCORP INC 46146L101	8.50	5,045.78	7,862.50	0.00	2,816.72
3,556.000 INVITATION HOMES INC 46187W107	27.53	79,315.49	97,896.68	0.05	18,581.19
715.000 IONIS PHARMACEUTICALS INC 462222100	58.96	32,275.10	42,156.40	0.02	9,881.30
879.000 IQVIA HOLDINGS INC 46266C105	141.88	95,182.33	124,712.52	0.06	29,530.19
6,304.000 IRIDIUM COMMUNICATIONS INC 46269C102	25.44	52,260.16	160,373.76	0.08	108,113.60

BNY MELLON

Asset Detail - By Currency

Report ID : IACS0005
Base Currency : USD
Status : FINAL

PARAMETRIC US PI2 - [redacted]

6/30/2020

Shares/Par Security ID Description Link Ref	Price Base	Cost Base	Market Value Base	Percent Of Total	Net Unrealized Gain/Loss Base
407.000 JBG SMITH PROPERTIES 46590V100	29.57	11,694.44	12,034.99	0.01	340.55
19,013.000 JPMORGAN CHASE & CO 46625H100	94.06	769,075.85	1,788,362.78	0.89	1,019,286.93
225.000 JACK IN THE BOX INC 466367109	74.09	5,033.25	16,670.25	0.01	11,637.00
2,833.000 JEFFERIES FINANCIAL GROUP INC 47233W109	15.55	37,046.47	44,053.15	0.02	7,006.68
17,960.000 JOHNSON & JOHNSON 478160104	140.63	1,422,774.26	2,525,714.80	1.25	1,102,940.54
428.000 JONES LANG LASALLE INC 48020Q107	103.46	31,668.94	44,280.88	0.02	12,611.94
180.000 J2 GLOBAL INC 48123V102	63.21	4,905.00	11,377.80	0.01	6,472.80
3,428.000 JUNIPER NETWORKS INC 48203R104	22.86	59,237.94	78,364.08	0.04	19,126.14
717.000 KLA CORP 482480100	194.48	91,274.87	139,442.16	0.07	48,167.29
9,489.000 KALA PHARMACEUTICALS INC 483119103	10.51	35,945.53	99,729.39	0.05	63,783.86

BNY MELLON

Asset Detail - By Currency

Report ID : IACS0005
Base Currency : USD
Status : FINAL

PARAMETRIC US PI2 - [redacted]

6/30/2020

Shares/Par Security ID Description Link Ref	Price Base	Cost Base	Market Value Base	Percent Of Total	Net Unrealized Gain/Loss Base
1,596.000 KB HOME 48666K109	30.68	12,943.56	48,965.28	0.02	36,021.72
795.000 KELLOGG CO 487836108	66.06	49,639.80	52,517.70	0.03	2,877.90
431.000 KEMPER CORP 488401100	72.52	18,006.43	31,256.12	0.02	13,249.69
1,535.000 KENNAMETAL INC 489170100	28.71	30,912.22	44,069.85	0.02	13,157.63
2,785.000 KENNEDY-WILSON HOLDINGS INC 489398107	15.22	36,780.92	42,387.70	0.02	5,606.78
6,436.000 KEYCORP 493267108	12.18	51,101.84	78,390.48	0.04	27,288.64
1,265.000 KEYSIGHT TECHNOLOGIES INC 49338L103	100.78	21,921.34	127,486.70	0.06	105,565.36
426.000 KFORCE INC 493732101	29.25	5,197.20	12,460.50	0.01	7,263.30
839.000 KILROY REALTY CORP 49427F108	58.70	44,957.94	49,249.30	0.02	4,291.36
2,623.000 KIMBERLY-CLARK CORP 494368103	141.35	216,843.93	370,761.05	0.18	153,917.12

BNY MELLON

Asset Detail - By Currency

Report ID : IACS0005
Base Currency : USD
Status : FINAL

PARAMETRIC US PI2 - [redacted]

6/30/2020

Shares/Par Security ID Description Link Ref	Price Base	Cost Base	Market Value Base	Percent Of Total	Net Unrealized Gain/Loss Base
3,660.000 KIMCO REALTY CORP 49446R109	12.84	38,306.90	46,994.40	0.02	8,687.50
8,610.000 KINDER MORGAN INC 49456B101	15.17	124,885.29	130,613.70	0.06	5,728.41
525.000 KIRBY CORP 497266106	53.56	20,007.75	28,119.00	0.01	8,111.25
3,990.000 KITE REALTY GROUP TRUST 49803T300	11.54	37,371.35	46,044.60	0.02	8,673.25
3,418.000 KNOLL INC 498904200	12.19	35,671.83	41,665.42	0.02	5,993.59
1,228.000 KNIGHT-SWIFT TRANSPORTATION HO 499049104	41.71	33,419.42	51,219.88	0.03	17,800.46
176.000 KONTOOR BRANDS INC 50050N103	17.81	2,492.49	3,134.56	0.00	642.07
1,332.000 KORN FERRY 500643200	30.73	33,897.74	40,932.36	0.02	7,034.62
4,155.000 KRAFT HEINZ CO/THE 500754106	31.89	120,848.90	132,502.95	0.07	11,654.05
7,912.000 KROGER CO/THE 501044101	33.85	90,643.20	267,821.20	0.13	177,178.00

BNY MELLON

Asset Detail - By Currency

Report ID : IACS0005
Base Currency : USD
Status : FINAL

PARAMETRIC US PI2 - [redacted]

6/30/2020

Shares/Par Security ID Description Link Ref	Price Base	Cost Base	Market Value Base	Percent Of Total	Net Unrealized Gain/Loss Base
713.000 LHC GROUP INC 50187A107	174.32	10,279.05	124,290.16	0.06	114,011.11
2,677.000 LKQ CORP 501889208	26.20	57,427.76	70,137.40	0.03	12,709.64
506.000 LCI INDUSTRIES 50189K103	114.98	37,223.49	58,179.88	0.03	20,956.39
622.000 LPL FINANCIAL HOLDINGS INC 50212V100	78.40	20,223.92	48,764.80	0.02	28,540.88
1,141.000 L3HARRIS TECHNOLOGIES INC 502431109	169.67	44,322.60	193,593.47	0.10	149,270.87
514.000 LA-Z-BOY INC 505336107	27.06	4,821.32	13,908.84	0.01	9,087.52
831.000 LABORATORY CORP OF AMERICA HOL 50540R409	166.11	55,604.11	138,037.41	0.07	82,433.30
346.000 LAKELAND FINANCIAL CORP 511656100	46.59	5,102.35	16,120.14	0.01	11,017.79
1,138.000 LAM RESEARCH CORP 512807108	323.46	27,918.93	368,097.48	0.18	340,178.55
766.000 LAMAR ADVERTISING CO 512816109	66.76	18,621.46	51,138.16	0.03	32,516.70

BNY MELLON

Asset Detail - By Currency

Report ID : IACS0005
Base Currency : USD
Status : FINAL

PARAMETRIC US PI2 - [redacted]

6/30/2020

Shares/Par Security ID Description Link Ref	Price Base	Cost Base	Market Value Base	Percent Of Total	Net Unrealized Gain/Loss Base
820.000 LAMB WESTON HOLDINGS INC 513272104	63.93	13,565.92	52,422.60	0.03	38,856.68
292.000 LANCASTER COLONY CORP 513847103	154.99	35,809.08	45,257.08	0.02	9,448.00
356.000 LANDSTAR SYSTEM INC 515098101	112.31	34,532.00	39,982.36	0.02	5,450.36
2,093.000 LAS VEGAS SANDS CORP 517834107	45.54	84,417.66	95,315.22	0.05	10,897.56
1,948.000 LATTICE SEMICONDUCTOR CORP 518415104	28.39	34,786.54	55,303.72	0.03	20,517.18
1,451.000 ESTEE LAUDER COS INC/THE 518439104	188.68	144,521.87	273,774.68	0.14	129,252.81
803.000 LEAR CORP 521865204	109.02	38,882.32	87,543.06	0.04	48,660.74
1,251.000 LEGGETT & PLATT INC 524660107	35.15	35,727.30	43,972.65	0.02	8,245.35
765.000 LEGG MASON INC 524901105	49.75	38,066.40	38,058.75	0.02	-7.65
1,002.000 LEIDOS HOLDINGS INC 525327102	93.67	27,957.76	93,857.34	0.05	65,899.58

BNY MELLON

Asset Detail - By Currency

Report ID : IACS0005
Base Currency : USD
Status : FINAL

PARAMETRIC US PI2 - [redacted]

6/30/2020

Shares/Par Security ID Description Link Ref	Price Base	Cost Base	Market Value Base	Percent Of Total	Net Unrealized Gain/Loss Base
3,403.000 LENNAR CORP 526057104	61.62	115,276.62	209,692.86	0.10	94,416.24
33.000 LENNAR CORP 526057302	46.09	723.83	1,520.97	0.00	797.14
38.000 LENNOX INTERNATIONAL INC 526107107	232.99	2,405.40	8,853.62	0.00	6,448.22
863.000 LIBERTY BROADBAND CORP 530307305	123.96	105,583.28	106,977.48	0.05	1,394.20
10,985.000 LIBERTY OILFIELD SERVICES INC 53115L104	5.48	35,761.17	60,197.80	0.03	24,436.63
862.000 LIBERTY MEDIA CORP-LIBERTY SIR 531229409	34.52	24,045.93	29,756.24	0.01	5,710.31
920.000 LIBERTY MEDIA CORP-LIBERTY SIR 531229607	34.45	30,599.20	31,694.00	0.02	1,094.80
1,158.000 LIBERTY MEDIA CORP-LIBERTY FOR 531229854	31.71	38,039.51	36,720.18	0.02	-1,319.33
511.000 LIFE STORAGE INC 53223X107	94.95	37,141.32	48,519.45	0.02	11,378.13
5,722.000 ELI LILLY AND CO 532457108	164.18	535,093.62	939,437.96	0.47	404,344.34

BNY MELLON

Asset Detail - By Currency

Report ID : IACS0005
Base Currency : USD
Status : FINAL

PARAMETRIC US PI2 - [redacted]

6/30/2020

Shares/Par Security ID Description Link Ref	Price Base	Cost Base	Market Value Base	Percent Of Total	Net Unrealized Gain/Loss Base
278.000 LINCOLN ELECTRIC HOLDINGS INC 533900106	84.24	9,980.20	23,418.72	0.01	13,438.52
2,982.000 LINCOLN NATIONAL CORP 534187109	36.79	95,098.62	109,707.78	0.05	14,609.16
279.000 LITHIA MOTORS INC 536797103	151.33	5,354.01	42,221.07	0.02	36,867.06
275.000 LITTELFUSE INC 537008104	170.63	32,692.25	46,923.25	0.02	14,231.00
826.000 LIVE NATION ENTERTAINMENT INC 538034109	44.33	37,070.88	36,616.58	0.02	-454.30
924.000 LIVERAMP HOLDINGS INC 53815P108	42.47	11,400.69	39,242.28	0.02	27,841.59
1,280.000 LOCKHEED MARTIN CORP 539830109	364.92	207,059.70	467,097.60	0.23	260,037.90
1,204.000 LOEWS CORP 540424108	34.29	37,407.26	41,285.16	0.02	3,877.90
450.000 LOGMEIN INC 54142L109	84.77	27,042.78	38,146.50	0.02	11,103.72
5,768.000 LOWE'S COS INC 548661107	135.12	165,271.08	779,372.16	0.39	614,101.08

BNY MELLON

Asset Detail - By Currency

Report ID : IACS0005
Base Currency : USD
Status : FINAL

PARAMETRIC US PI2 - [redacted]

6/30/2020

Shares/Par Security ID Description Link Ref	Price Base	Cost Base	Market Value Base	Percent Of Total	Net Unrealized Gain/Loss Base
860.000 LULULEMON ATHLETICA INC 550021109	312.01	92,845.56	268,328.60	0.13	175,483.04
3,014.000 LYFT INC 55087P104	33.01	97,281.85	99,492.14	0.05	2,210.29
1,085.000 M&T BANK CORP 55261F104	103.97	82,071.55	112,807.45	0.06	30,735.90
2,344.000 MDU RESOURCES GROUP INC 552690109	22.18	49,448.06	51,989.92	0.03	2,541.86
721.000 MGE ENERGY INC 55277P104	64.51	35,571.64	46,511.71	0.02	10,940.07
3,013.000 MGM RESORTS INTERNATIONAL 552953101	16.80	30,503.52	50,618.40	0.03	20,114.88
313.000 MKS INSTRUMENTS INC 55306N104	113.24	14,856.87	35,444.12	0.02	20,587.25
7,524.000 MRC GLOBAL INC 55345K103	5.91	31,793.90	44,466.84	0.02	12,672.94
138.000 MSA SAFETY INC 553498106	114.44	4,854.84	15,792.72	0.01	10,937.88
634.000 MSC INDUSTRIAL DIRECT CO INC 553530106	72.81	34,255.02	46,161.54	0.02	11,906.52

BNY MELLON

Asset Detail - By Currency

Report ID : IACS0005
Base Currency : USD
Status : FINAL

PARAMETRIC US PI2 - [redacted]

6/30/2020

Shares/Par Security ID Description Link Ref	Price Base	Cost Base	Market Value Base	Percent Of Total	Net Unrealized Gain/Loss Base
741.000 MSCI INC 55354G100	333.82	26,552.41	247,360.62	0.12	220,808.21
1,071.000 STEVEN MADDEN LTD 556269108	24.69	18,714.14	26,442.99	0.01	7,728.85
142.000 MADISON SQUARE GARDEN SPORTS C 55825T103	146.89	22,648.57	20,858.38	0.01	-1,790.19
142.000 MADISON SQUARE GARDEN ENTERTAI 55826T102	75.00	8,594.27	10,650.00	0.01	2,055.73
23,987.000 MAGNOLIA OIL & GAS CORP 559663109	6.06	108,865.31	145,361.22	0.07	36,495.91
412.000 MANPOWERGROUP INC 56418H100	68.75	15,714.52	28,325.00	0.01	12,610.48
3,396.000 MARATHON PETROLEUM CORP 56585A102	37.38	71,068.20	126,942.48	0.06	55,874.28
513.000 MARCUS CORP/THE 566330106	13.27	4,945.32	6,807.51	0.00	1,862.19
90.000 MARKEL CORP 570535104	923.17	51,289.94	83,085.30	0.04	31,795.36
296.000 MARKETAXESS HOLDINGS INC 57060D108	500.92	35,919.44	148,272.32	0.07	112,352.88

BNY MELLON

Asset Detail - By Currency

Report ID : IACS0005
Base Currency : USD
Status : FINAL

PARAMETRIC US PI2 - [redacted]

6/30/2020

Shares/Par Security ID Description Link Ref	Price Base	Cost Base	Market Value Base	Percent Of Total	Net Unrealized Gain/Loss Base
3,608.000 MARSH & MCLENNAN COS INC 571748102	107.37	107,513.60	387,390.96	0.19	279,877.36
2,687.000 MARRIOTT INTERNATIONAL INC/MD 571903202	85.73	122,502.44	230,356.51	0.11	107,854.07
2,028.000 MARTEN TRANSPORT LTD 573075108	25.16	19,670.81	51,024.48	0.03	31,353.67
217.000 MARTIN MARIETTA MATERIALS INC 573284106	206.57	26,181.24	44,825.69	0.02	18,644.45
2,938.000 MASCO CORP 574599106	50.21	42,183.77	147,516.98	0.07	105,333.21
190.000 MASIMO CORP 574795100	227.99	34,703.50	43,318.10	0.02	8,614.60
356.000 MASTEC INC 576323109	44.87	6,497.00	15,973.72	0.01	9,476.72
6,184.000 MASTERCARD INC 57636Q104	295.70	324,225.15	1,828,608.80	0.91	1,504,383.65
526.000 MATCH GROUP INC 57665R106	107.05	33,153.78	56,308.30	0.03	23,154.52
500.000 MATSON INC 57686G105	29.10	8,942.86	14,550.00	0.01	5,607.14

BNY MELLON

Asset Detail - By Currency

Report ID : IACS0005
Base Currency : USD
Status : FINAL

PARAMETRIC US PI2 - [redacted]

6/30/2020

Shares/Par Security ID Description Link Ref	Price Base	Cost Base	Market Value Base	Percent Of Total	Net Unrealized Gain/Loss Base
4,676.000 MATTEL INC 577081102	9.67	37,529.90	45,216.92	0.02	7,687.02
2,923.000 MAXIM INTEGRATED PRODUCTS INC 57772K101	60.61	91,555.68	177,163.03	0.09	85,607.35
2,703.000 MAXLINEAR INC 57776J100	21.46	32,995.11	58,006.38	0.03	25,011.27
558.000 MAXIMUS INC 577933104	70.45	34,010.10	39,311.10	0.02	5,301.00
441.000 MCCORMICK & CO INC/MD 579780206	179.41	23,031.29	79,119.81	0.04	56,088.52
4,732.000 MCDONALD'S CORP 580135101	184.47	234,946.61	872,912.04	0.43	637,965.43
1,684.000 MCKESSON CORP 58155Q103	153.42	90,057.62	258,359.28	0.13	168,301.66
2,442.000 MEDICAL PROPERTIES TRUST INC 58463J304	18.80	40,399.10	45,909.60	0.02	5,510.50
16,528.000 MERCK & CO INC 58933Y105	77.33	704,138.05	1,278,110.24	0.63	573,972.19
944.000 MERCURY SYSTEMS INC 589378108	78.66	16,567.20	74,255.04	0.04	57,687.84

BNY MELLON

Asset Detail - By Currency

Report ID : IACS0005
Base Currency : USD
Status : FINAL

PARAMETRIC US PI2 - [redacted]

6/30/2020

Shares/Par Security ID Description Link Ref	Price Base	Cost Base	Market Value Base	Percent Of Total	Net Unrealized Gain/Loss Base
128.000 MERCURY GENERAL CORP 589400100	40.75	4,974.08	5,216.00	0.00	241.92
984.000 MERIDIAN BANCORP INC 58958U103	11.60	5,120.14	11,414.40	0.01	6,294.26
221.000 MERITAGE HOMES CORP 59001A102	76.12	5,049.85	16,822.52	0.01	11,772.67
1,315.000 MERITOR INC 59001K100	19.80	6,588.15	26,037.00	0.01	19,448.85
94.000 MESA LABORATORIES INC 59064R109	216.80	5,018.66	20,379.20	0.01	15,360.54
2,341.000 METLIFE INC 59156R108	36.52	74,592.28	85,493.32	0.04	10,901.04
170.000 METTLER-TOLEDO INTERNATIONAL I 592688105	805.55	51,214.42	136,943.50	0.07	85,729.08
50,937.000 MICROSOFT CORP 594918104	203.51	2,555,927.91	10,366,188.87	5.14	7,810,260.96
1,146.000 MICROCHIP TECHNOLOGY INC 595017104	105.31	86,770.74	120,685.26	0.06	33,914.52
5,400.000 MICRON TECHNOLOGY INC 595112103	51.52	46,548.86	278,208.00	0.14	231,659.14

BNY MELLON

Asset Detail - By Currency

Report ID : IACS0005
Base Currency : USD
Status : FINAL

PARAMETRIC US PI2 - [redacted]

6/30/2020

Shares/Par Security ID Description Link Ref	Price Base	Cost Base	Market Value Base	Percent Of Total	Net Unrealized Gain/Loss Base
686.000 MID-AMERICA APARTMENT COMMUNIT 59522J103	114.67	48,141.18	78,663.62	0.04	30,522.44
351.000 MIDDLEBY CORP/THE 596278101	78.94	10,661.04	27,707.94	0.01	17,046.90
2,570.000 MIDLAND STATES BANCORP INC 597742105	14.95	34,989.38	38,421.50	0.02	3,432.12
400.000 MIRATI THERAPEUTICS INC 60468T105	114.17	30,952.00	45,668.00	0.02	14,716.00
1,425.000 MOBILE MINI INC 60740F105	29.50	36,492.12	42,037.50	0.02	5,545.38
2,387.000 MODEL N INC 607525102	34.76	31,074.90	82,972.12	0.04	51,897.22
1,944.000 MODERNA INC 60770K107	64.21	33,334.88	124,824.24	0.06	91,489.36
358.000 MOHAWK INDUSTRIES INC 608190104	101.76	20,413.16	36,430.08	0.02	16,016.92
304.000 MOLINA HEALTHCARE INC 60855R100	177.98	37,848.00	54,105.92	0.03	16,257.92
1,261.000 MOMENTA PHARMACEUTICALS INC 60877T100	33.27	36,593.41	41,953.47	0.02	5,360.06

BNY MELLON

Asset Detail - By Currency

Report ID : IACS0005
Base Currency : USD
Status : FINAL

PARAMETRIC US PI2 - [redacted]

6/30/2020

Shares/Par Security ID Description Link Ref	Price Base	Cost Base	Market Value Base	Percent Of Total	Net Unrealized Gain/Loss Base
10,605.000 MONDELEZ INTERNATIONAL INC 609207105	51.13	200,752.16	542,233.65	0.27	341,481.49
252.000 MONGODB INC 60937P106	226.34	37,874.52	57,037.68	0.03	19,163.16
345.000 MONOLITHIC POWER SYSTEMS INC 609839105	237.00	5,226.75	81,765.00	0.04	76,538.25
3,776.000 MONSTER BEVERAGE CORP 61174X109	69.32	172,867.13	261,752.32	0.13	88,885.19
1,388.000 MOODY'S CORP 615369105	274.73	53,181.58	381,325.24	0.19	328,143.66
221.000 MOOG INC 615394202	52.98	9,483.64	11,708.58	0.01	2,224.94
9,977.000 MORGAN STANLEY 617446448	48.30	211,601.19	481,889.10	0.24	270,287.91
83.000 MORNINGSTAR INC 617700109	140.97	4,849.69	11,700.51	0.01	6,850.82
1,139.000 MOTOROLA SOLUTIONS INC 620076307	140.13	115,253.05	159,608.07	0.08	44,355.02
476.000 MUELLER INDUSTRIES INC 624756102	26.58	8,653.68	12,652.08	0.01	3,998.40

BNY MELLON

Asset Detail - By Currency

Report ID : IACS0005
Base Currency : USD
Status : FINAL

PARAMETRIC US PI2 - [redacted]

6/30/2020

Shares/Par Security ID Description Link Ref	Price Base	Cost Base	Market Value Base	Percent Of Total	Net Unrealized Gain/Loss Base
350.000 MURPHY USA INC 626755102	112.59	9,641.63	39,406.50	0.02	29,764.87
1,002.000 NCR CORP 62886E108	17.32	17,446.56	17,354.64	0.01	-91.92
3,632.000 NRG ENERGY INC 629377508	32.56	35,993.12	118,257.92	0.06	82,264.80
21.000 NVR INC 62944T105	3,258.75	35,047.61	68,433.75	0.03	33,386.14
738.000 NASDAQ INC 631103108	119.47	22,396.95	88,168.86	0.04	65,771.91
332.000 NATIONAL HEALTH INVESTORS INC 63633D104	60.72	16,244.76	20,159.04	0.01	3,914.28
948.000 NATIONAL INSTRUMENTS CORP 636518102	38.71	32,108.76	36,697.08	0.02	4,588.32
5,435.000 NATIONAL OILWELL VARCO INC 637071101	12.25	56,990.97	66,578.75	0.03	9,587.78
1,237.000 NATIONAL RETAIL PROPERTIES INC 637417106	35.48	37,136.29	43,888.76	0.02	6,752.47
1,765.000 NATIONAL STORAGE AFFILIATES TR 637870106	28.66	22,680.25	50,584.90	0.03	27,904.65

BNY MELLON

Asset Detail - By Currency

Report ID : IACS0005
Base Currency : USD
Status : FINAL

PARAMETRIC US PI2 - [redacted]

6/30/2020

Shares/Par Security ID Description Link Ref	Price Base	Cost Base	Market Value Base	Percent Of Total	Net Unrealized Gain/Loss Base
607.000 NATUS MEDICAL INC 639050103	21.82	5,032.03	13,244.74	0.01	8,212.71
2,079.000 NEKTAR THERAPEUTICS 640268108	23.16	25,467.75	48,149.64	0.02	22,681.89
233.000 NELNET INC 64031N108	47.74	5,039.79	11,123.42	0.01	6,083.63
529.000 NEOGEN CORP 640491106	77.60	32,131.46	41,050.40	0.02	8,918.94
1,400.000 NETAPP INC 64110D104	44.37	41,905.48	62,118.00	0.03	20,212.52
2,834.000 NETFLIX INC 64110L106	455.04	227,151.72	1,289,583.36	0.64	1,062,431.64
577.000 NEUROCRINE BIOSCIENCES INC 64125C109	122.00	30,927.20	70,394.00	0.03	39,466.80
14,165.000 NEW SENIOR INVESTMENT GROUP IN 648691103	3.62	38,345.40	51,277.30	0.03	12,931.90
1,539.000 NEW YORK TIMES CO/THE 650111107	42.03	12,161.41	64,684.17	0.03	52,522.76
89.000 NEWMARKET CORP 651587107	400.48	35,277.82	35,642.72	0.02	364.90

BNY MELLON

Asset Detail - By Currency

Report ID : IACS0005
Base Currency : USD
Status : FINAL

PARAMETRIC US PI2 - [redacted]

6/30/2020

Shares/Par Security ID Description Link Ref	Price Base	Cost Base	Market Value Base	Percent Of Total	Net Unrealized Gain/Loss Base
5,543.000 NEWMONT CORP 651639106	61.74	204,356.33	342,224.82	0.17	137,868.49
3,343.000 NEWS CORP 65249B109	11.86	30,581.98	39,647.98	0.02	9,066.00
496.000 NEWSSTAR FINANCIAL INCCVR 652CVR994 CONTRA	0.00	0.00	0.00	0.00	0.00
2,540.000 NEXTERA ENERGY INC 65339F101	240.17	115,249.25	610,031.80	0.30	494,782.55
1,250.000 NEXPOINT RESIDENTIAL TRUST INC 65341D102	35.35	31,910.40	44,187.50	0.02	12,277.10
8,408.000 NIKE INC 654106103	98.05	239,746.18	824,404.40	0.41	584,658.22
1,904.000 NISOURCE INC 65473P105	22.74	15,455.01	43,296.96	0.02	27,841.95
253.000 NORDSON CORP 655663102	189.71	37,110.62	47,996.63	0.02	10,886.01
2,280.000 NORFOLK SOUTHERN CORP 655844108	175.57	98,464.09	400,299.60	0.20	301,835.51
502.000 NORTHERN TRUST CORP 665859104	79.34	32,397.02	39,828.68	0.02	7,431.66

BNY MELLON

Asset Detail - By Currency

Report ID : IACS0005
Base Currency : USD
Status : FINAL

PARAMETRIC US PI2 - [redacted]

6/30/2020

Shares/Par Security ID Description Link Ref	Price Base	Cost Base	Market Value Base	Percent Of Total	Net Unrealized Gain/Loss Base
3,525.000 NORTHFIELD BANCORP INC 66611T108	11.52	36,227.54	40,608.00	0.02	4,380.46
1,106.000 NORTHROP GRUMMAN CORP 666807102	307.44	68,473.34	340,028.64	0.17	271,555.30
3,438.000 NORTONLIFELOCK INC 668771108	19.83	60,290.33	68,175.54	0.03	7,885.21
4,366.000 NOVAGOLD RESOURCES INC 66987E206	9.18	33,645.03	40,079.88	0.02	6,434.85
1,509.000 NU SKIN ENTERPRISES INC 67018T105	38.23	31,550.64	57,689.07	0.03	26,138.43
1,654.000 NUCOR CORP 670346105	41.41	65,092.97	68,492.14	0.03	3,399.17
3,737.000 NVIDIA CORP 67066G104	379.91	131,150.93	1,419,723.67	0.70	1,288,572.74
1,332.000 OGE ENERGY CORP 670837103	30.36	39,634.90	40,439.52	0.02	804.62
4,978.000 O-I GLASS INC 67098H104	8.98	33,233.15	44,702.44	0.02	11,469.29
539.000 O'REILLY AUTOMOTIVE INC 67103H107	421.67	94,449.07	227,280.13	0.11	132,831.06

BNY MELLON

Asset Detail - By Currency

Report ID : IACS0005
Base Currency : USD
Status : FINAL

PARAMETRIC US PI2 - [redacted]

6/30/2020

Shares/Par Security ID Description Link Ref	Price Base	Cost Base	Market Value Base	Percent Of Total	Net Unrealized Gain/Loss Base
4,275.000 OCCIDENTAL PETROLEUM CORP 674599105	18.30	64,055.18	78,232.50	0.04	14,177.32
7,572.000 OCEANEERING INTERNATIONAL INC 675232102	6.39	27,074.90	48,385.08	0.02	21,310.18
784.000 OCEANFIRST FINANCIAL CORP 675234108	17.63	10,339.79	13,821.92	0.01	3,482.13
20,290.000 OFFICE DEPOT INC 676220106	2.35	30,541.45	47,681.50	0.02	17,140.05
13,465.000 OIL STATES INTERNATIONAL INC 678026105	4.75	35,889.22	63,958.75	0.03	28,069.53
773.000 OKTA INC 679295105	200.23	53,136.66	154,777.79	0.08	101,641.13
547.000 OLD DOMINION FREIGHT LINE INC 679580100	169.59	33,368.90	92,765.73	0.05	59,396.83
596.000 OLD NATIONAL BANCORP/IN 680033107	13.76	6,144.76	8,200.96	0.00	2,056.20
1,639.000 OLD REPUBLIC INTERNATIONAL COR 680223104	16.31	15,193.53	26,732.09	0.01	11,538.56
2,891.000 OLIN CORP 680665205	11.49	31,531.35	33,217.59	0.02	1,686.24

BNY MELLON

Asset Detail - By Currency

Report ID : IACS0005
Base Currency : USD
Status : FINAL

PARAMETRIC US PI2 - [redacted]

6/30/2020

Shares/Par Security ID Description Link Ref	Price Base	Cost Base	Market Value Base	Percent Of Total	Net Unrealized Gain/Loss Base
697.000 OLLIE'S BARGAIN OUTLET HOLDING 681116109	97.65	32,298.98	68,062.05	0.03	35,763.07
1,714.000 OMNICOM GROUP INC 681919106	54.60	80,191.38	93,584.40	0.05	13,393.02
1,505.000 OMEGA HEALTHCARE INVESTORS INC 681936100	29.73	39,257.41	44,743.65	0.02	5,486.24
473.000 ONE GAS INC 68235P108	77.05	18,988.55	36,444.65	0.02	17,456.10
2,162.000 ONEOK INC 682680103	33.22	75,923.63	71,821.64	0.04	-4,101.99
15,511.000 ORACLE CORP 68389X105	55.27	277,149.01	857,292.97	0.42	580,143.96
809.000 ORMAT TECHNOLOGIES INC 686688102	63.49	14,788.52	51,363.41	0.03	36,574.89
833.000 OSHKOSH CORP 688239201	71.62	15,979.90	59,659.46	0.03	43,679.56
2,654.000 OTIS WORLDWIDE CORP 68902V107	56.86	98,590.35	150,906.44	0.07	52,316.09
937.000 OTTER TAIL CORP 689648103	38.79	25,055.38	36,346.23	0.02	11,290.85

BNY MELLON

Asset Detail - By Currency

Report ID : IACS0005
Base Currency : USD
Status : FINAL

PARAMETRIC US PI2 - [redacted]

6/30/2020

Shares/Par Security ID Description Link Ref	Price Base	Cost Base	Market Value Base	Percent Of Total	Net Unrealized Gain/Loss Base
2,790.000 OUTFRONT MEDIA INC 69007J106	14.17	34,378.08	39,534.30	0.02	5,156.22
1,078.000 OWENS CORNING 690742101	55.76	28,408.02	60,109.28	0.03	31,701.26
155.000 OXFORD INDUSTRIES INC 691497309	44.01	5,068.50	6,821.55	0.00	1,753.05
6,566.000 PG&E CORP 69331C108	8.87	40,353.07	58,240.42	0.03	17,887.35
3,329.000 PNC FINANCIAL SERVICES GROUP I 693475105	105.21	263,248.28	350,244.09	0.17	86,995.81
941.000 PNM RESOURCES INC 69349H107	38.44	23,032.11	36,172.04	0.02	13,139.93
1,446.000 PPG INDUSTRIES INC 693506107	106.06	76,750.37	153,362.76	0.08	76,612.39
996.000 PTC INC 69370C100	77.79	22,294.00	77,478.84	0.04	55,184.84
2,578.000 PACCAR INC 693718108	74.85	97,811.90	192,963.30	0.10	95,151.40
525.000 PACKAGING CORP OF AMERICA 695156109	99.80	19,952.55	52,395.00	0.03	32,442.45

BNY MELLON

Asset Detail - By Currency

Report ID : IACS0005
Base Currency : USD
Status : FINAL

PARAMETRIC US PI2 - [redacted]

6/30/2020

Shares/Par Security ID Description Link Ref	Price Base	Cost Base	Market Value Base	Percent Of Total	Net Unrealized Gain/Loss Base
2,168.000 PACWEST BANCORP 695263103	19.71	34,812.24	42,731.28	0.02	7,919.04
623.000 PALO ALTO NETWORKS INC 697435105	229.67	49,189.70	143,084.41	0.07	93,894.71
718.000 PAPA JOHN'S INTERNATIONAL INC 698813102	79.41	12,974.26	57,016.38	0.03	44,042.12
5,552.000 PAR PACIFIC HOLDINGS INC 69888T207	8.99	41,006.52	49,912.48	0.02	8,905.96
81.000 PARK NATIONAL CORP 700658107	70.38	5,158.89	5,700.78	0.00	541.89
1,301.000 PARKER-HANNIFIN CORP 701094104	183.27	67,930.06	238,434.27	0.12	170,504.21
26,589.000 PATTERSON-UTI ENERGY INC 703481101	3.47	56,240.73	92,263.83	0.05	36,023.10
2,137.000 PAYCHEX INC 704326107	75.75	101,301.84	161,877.75	0.08	60,575.91
204.000 PAYCOM SOFTWARE INC 70432V102	309.73	46,426.69	63,184.92	0.03	16,758.23
7,902.000 PAYPAL HOLDINGS INC 70450Y103	174.23	224,095.18	1,376,765.46	0.68	1,152,670.28

BNY MELLON

Asset Detail - By Currency

Report ID : IACS0005
Base Currency : USD
Status : FINAL

PARAMETRIC US PI2 - [redacted]

6/30/2020

Shares/Par Security ID Description Link Ref	Price Base	Cost Base	Market Value Base	Percent Of Total	Net Unrealized Gain/Loss Base
3,259.000 PEBBLEBROOK HOTEL TRUST 70509V100	13.66	36,359.14	44,517.94	0.02	8,158.80
427.000 PENN NATIONAL GAMING INC 707569109	30.54	3,633.04	13,040.58	0.01	9,407.54
710.000 PENSKE AUTOMOTIVE GROUP INC 70959W103	38.71	10,799.10	27,484.10	0.01	16,685.00
1,762.000 PEOPLES BANCORP INC/OH 709789101	21.28	36,369.16	37,495.36	0.02	1,126.20
4,963.000 PEOPLE'S UNITED FINANCIAL INC 712704105	11.57	36,140.13	57,421.91	0.03	21,281.78
7,764.000 PEPSICO INC 713448108	132.26	625,050.09	1,026,866.64	0.51	401,816.55
1,455.000 PERKINELMER INC 714046109	98.09	99,421.87	142,720.95	0.07	43,299.08
822.000 PERSPECTA INC 715347100	23.23	6,888.48	19,095.06	0.01	12,206.58
30,763.000 PFIZER INC 717081103	32.70	799,071.99	1,005,950.10	0.50	206,878.11
1,406.000 PHIBRO ANIMAL HEALTH CORP 71742Q106	26.27	33,179.57	36,935.62	0.02	3,756.05

BNY MELLON

Asset Detail - By Currency

Report ID : IACS0005
Base Currency : USD
Status : FINAL

PARAMETRIC US PI2 - [redacted]

6/30/2020

Shares/Par Security ID Description Link Ref	Price Base	Cost Base	Market Value Base	Percent Of Total	Net Unrealized Gain/Loss Base
7,815.000 PHILIP MORRIS INTERNATIONAL IN 718172109	70.06	322,305.70	547,518.90	0.27	225,213.20
4,803.000 PHILLIPS 66 718546104	71.90	158,953.58	345,335.70	0.17	186,382.12
2,149.000 PHYSICIANS REALTY TRUST 71943U104	17.52	33,217.79	37,650.48	0.02	4,432.69
322.000 PINNACLE FINANCIAL PARTNERS IN 72346Q104	41.99	4,842.88	13,520.78	0.01	8,677.90
448.000 PINNACLE WEST CAPITAL CORP 723484101	73.29	21,900.66	32,833.92	0.02	10,933.26
659.000 PLANET FITNESS INC 72703H101	60.57	37,359.50	39,915.63	0.02	2,556.13
336.000 PLEXUS CORP 729132100	70.56	10,175.50	23,708.16	0.01	13,532.66
479.000 POLARIS INC 731068102	92.55	38,037.39	44,331.45	0.02	6,294.06
303.000 POOL CORP 73278L105	271.87	8,683.98	82,376.61	0.04	73,692.63
1,294.000 POPULAR INC 733174700	37.17	20,147.58	48,097.98	0.02	27,950.40

BNY MELLON

Asset Detail - By Currency

Report ID : IACS0005
Base Currency : USD
Status : FINAL

PARAMETRIC US PI2 - [redacted]

6/30/2020

Shares/Par Security ID Description Link Ref	Price Base	Cost Base	Market Value Base	Percent Of Total	Net Unrealized Gain/Loss Base
366.000 POST HOLDINGS INC 737446104	87.62	20,377.14	32,068.92	0.02	11,691.78
321.000 POWER INTEGRATIONS INC 739276103	118.13	16,587.72	37,919.73	0.02	21,332.01
11,373.000 PRECISION BIOSCIENCES INC 74019P108	8.33	89,681.10	94,737.09	0.05	5,055.99
732.000 PREMIER FINANCIAL CORP 74052F108	17.67	5,223.11	12,934.44	0.01	7,711.33
1,841.000 T ROWE PRICE GROUP INC 74144T108	123.50	87,703.03	227,363.50	0.11	139,660.47
215.000 PRIMERICA INC 74164M108	116.60	5,022.40	25,069.00	0.01	20,046.60
4,104.000 PRINCIPAL FINANCIAL GROUP INC 74251V102	41.54	137,917.84	170,480.16	0.08	32,562.32
14,579.000 PROCTER & GAMBLE CO/THE 742718109	119.57	1,060,892.39	1,743,211.03	0.86	682,318.64
4,233.000 PROGRESSIVE CORP/THE 743315103	80.11	132,502.27	339,105.63	0.17	206,603.36
5,976.000 PROLOGIS INC 74340W103	93.33	263,911.64	557,740.08	0.28	293,828.44

BNY MELLON

Asset Detail - By Currency

Report ID : IACS0005
Base Currency : USD
Status : FINAL

PARAMETRIC US PI2 - [redacted]

6/30/2020

Shares/Par Security ID Description Link Ref	Price Base	Cost Base	Market Value Base	Percent Of Total	Net Unrealized Gain/Loss Base
499.000 PROOFPOINT INC 743424103	111.12	23,148.61	55,448.88	0.03	32,300.27
846.000 PROSPERITY BANCSHARES INC 743606105	59.38	40,524.57	50,235.48	0.02	9,710.91
1,643.000 PRUDENTIAL FINANCIAL INC 744320102	60.90	88,749.08	100,058.70	0.05	11,309.62
3,830.000 PUBLIC SERVICE ENTERPRISE GROU 744573106	49.16	127,133.50	188,282.80	0.09	61,149.30
985.000 PUBLIC STORAGE 74460D109	191.89	102,523.50	189,011.65	0.09	86,488.15
3,169.000 PULTEGROUP INC 745867101	34.03	68,357.88	107,841.07	0.05	39,483.19
2,802.000 PURE STORAGE INC 74624M102	17.33	36,700.27	48,558.66	0.02	11,858.39
122.000 QUAKER CHEMICAL CORP 747316107	185.65	4,941.00	22,649.30	0.01	17,708.30
595.000 QTS REALTY TRUST INC 74736A103	64.09	32,439.40	38,133.55	0.02	5,694.15
1,047.000 QORVO INC 74736K101	110.53	11,927.85	115,724.91	0.06	103,797.06

BNY MELLON

Asset Detail - By Currency

Report ID : IACS0005
Base Currency : USD
Status : FINAL

PARAMETRIC US PI2 - [redacted]

6/30/2020

Shares/Par Security ID Description Link Ref	Price Base	Cost Base	Market Value Base	Percent Of Total	Net Unrealized Gain/Loss Base
7,488.000 QUALCOMM INC 747525103	91.21	328,741.13	682,980.48	0.34	354,239.35
892.000 QUEST DIAGNOSTICS INC 74834L100	113.96	77,307.22	101,652.32	0.05	24,345.10
209.000 QUIDEL CORP 74838J101	223.74	38,886.54	46,761.66	0.02	7,875.12
6,456.000 QURATE RETAIL INC 74915M100	9.50	32,188.16	61,332.00	0.03	29,143.84
166.000 RLI CORP 749607107	82.10	4,999.09	13,628.60	0.01	8,629.51
4,399.000 RLJ LODGING TRUST 74965L101	9.44	35,592.91	41,526.56	0.02	5,933.65
36.000 RMR GROUP INC/THE 74967R106	29.47	468.00	1,060.92	0.00	592.92
752.000 RPM INTERNATIONAL INC 749685103	75.06	19,908.98	56,445.12	0.03	36,536.14
16,709.000 RANGE RESOURCES CORP 75281A109	5.63	32,504.00	94,071.67	0.05	61,567.67
1,118.000 RAYMOND JAMES FINANCIAL INC 754730109	68.83	34,333.78	76,951.94	0.04	42,618.16

BNY MELLON

Asset Detail - By Currency

Report ID : IACS0005
Base Currency : USD
Status : FINAL

PARAMETRIC US PI2 - [redacted]

6/30/2020

Shares/Par Security ID Description Link Ref	Price Base	Cost Base	Market Value Base	Percent Of Total	Net Unrealized Gain/Loss Base
1,383.000 RAYONIER INC 754907103	24.79	31,323.03	34,284.57	0.02	2,961.54
11,155.000 RAYTHEON TECHNOLOGIES CORP 75513E101	61.62	365,427.67	687,371.10	0.34	321,943.43
130.000 RBC BEARINGS INC 75524B104	134.04	4,838.60	17,425.20	0.01	12,586.60
548.000 REATA PHARMACEUTICALS INC 75615P103	156.02	28,386.40	85,498.96	0.04	57,112.56
1,106.000 REGENCY CENTERS CORP 758849103	45.89	46,075.43	50,754.34	0.03	4,678.91
553.000 REGENERON PHARMACEUTICALS INC 75886F107	623.65	189,400.63	344,878.45	0.17	155,477.82
6,294.000 REGIONS FINANCIAL CORP 7591EP100	11.12	41,552.58	69,989.28	0.03	28,436.70
526.000 REINSURANCE GROUP OF AMERICA I 759351604	78.44	28,049.28	41,259.44	0.02	13,210.16
473.000 RELIANCE STEEL & ALUMINUM CO 759509102	94.93	23,309.44	44,901.89	0.02	21,592.45
345.000 RENASANT CORP 75970E107	24.90	4,988.70	8,590.50	0.00	3,601.80

BNY MELLON

Asset Detail - By Currency

Report ID : IACS0005
Base Currency : USD
Status : FINAL

PARAMETRIC US PI2 - [redacted]

6/30/2020

Shares/Par Security ID Description Link Ref	Price Base	Cost Base	Market Value Base	Percent Of Total	Net Unrealized Gain/Loss Base
880.000 RENEWABLE ENERGY GROUP INC 75972A301	24.78	6,186.40	21,806.40	0.01	15,620.00
360.000 REPLIGEN CORP 759916109	123.61	37,396.80	44,499.60	0.02	7,102.80
2,615.000 REPUBLIC SERVICES INC 760759100	82.05	85,410.90	214,560.75	0.11	129,149.85
966.000 RESMED INC 761152107	192.00	24,246.60	185,472.00	0.09	161,225.40
5,874.000 RETAIL OPPORTUNITY INVESTMENTS 76131N101	11.33	53,859.59	66,552.42	0.03	12,692.83
7,761.000 RETAIL PROPERTIES OF AMERICA I 76131V202	7.32	37,296.60	56,810.52	0.03	19,513.92
2,570.000 REVANCE THERAPEUTICS INC 761330109	24.42	30,806.45	62,759.40	0.03	31,952.95
689.000 REX AMERICAN RESOURCES CORP 761624105	69.37	31,990.27	47,795.93	0.02	15,805.66
1,192.000 REXFORD INDUSTRIAL REALTY INC 76169C100	41.43	25,127.36	49,384.56	0.02	24,257.20
1,220.000 RINGCENTRAL INC 76680R206	285.01	18,373.20	347,712.20	0.17	329,339.00

BNY MELLON

Asset Detail - By Currency

Report ID : IACS0005
Base Currency : USD
Status : FINAL

PARAMETRIC US PI2 - [redacted]

6/30/2020

Shares/Par Security ID Description Link Ref	Price Base	Cost Base	Market Value Base	Percent Of Total	Net Unrealized Gain/Loss Base
924.000 ROBERT HALF INTERNATIONAL INC 770323103	52.83	28,297.13	48,814.92	0.02	20,517.79
1,048.000 ROCKWELL AUTOMATION INC 773903109	213.00	60,101.96	223,224.00	0.11	163,122.04
333.000 ROGERS CORP 775133101	124.60	33,196.77	41,491.80	0.02	8,295.03
572.000 ROKU INC 77543R102	116.53	61,404.37	66,655.16	0.03	5,250.79
596.000 ROPER TECHNOLOGIES INC 776696106	388.26	127,707.99	231,402.96	0.11	103,694.97
1,626.000 ROSS STORES INC 778296103	85.24	98,218.23	138,600.24	0.07	40,382.01
958.000 ROYAL GOLD INC 780287108	124.32	81,078.12	119,098.56	0.06	38,020.44
275.000 RUSH ENTERPRISES INC 781846209	41.46	5,049.00	11,401.50	0.01	6,352.50
281.000 S&T BANCORP INC 783859101	23.45	4,979.32	6,589.45	0.00	1,610.13
1,578.000 S&P GLOBAL INC 78409V104	329.48	256,885.09	519,919.44	0.26	263,034.35

BNY MELLON

Asset Detail - By Currency

Report ID : IACS0005
Base Currency : USD
Status : FINAL

PARAMETRIC US PI2 - [redacted]

6/30/2020

Shares/Par Security ID Description Link Ref	Price Base	Cost Base	Market Value Base	Percent Of Total	Net Unrealized Gain/Loss Base
623.000 SBA COMMUNICATIONS CORP 78410G104	297.92	25,290.00	185,604.16	0.09	160,314.16
1,749.000 SEI INVESTMENTS CO 784117103	54.98	35,319.39	96,160.02	0.05	60,840.63
214.000 SJW GROUP 784305104	62.11	4,962.66	13,291.54	0.01	8,328.88
929.000 SL GREEN REALTY CORP 78440X101	49.29	35,905.85	45,790.41	0.02	9,884.56
2,501.000 SLM CORP 78442P106	7.03	14,947.14	17,582.03	0.01	2,634.89
22,257.000 SM ENERGY CO 78454L100	3.75	37,730.61	83,463.75	0.04	45,733.14
1,392.000 SPS COMMERCE INC 78463M107	75.12	33,421.92	104,567.04	0.05	71,145.12
1,361.000 SS&C TECHNOLOGIES HOLDINGS INC 78467J100	56.48	39,821.97	76,869.28	0.04	37,047.31
348.000 SVB FINANCIAL GROUP 78486Q101	215.53	59,733.12	75,004.44	0.04	15,271.32
2,791.000 SABRA HEALTH CARE REIT INC 78573L106	14.43	37,708.61	40,274.13	0.02	2,565.52

BNY MELLON

Asset Detail - By Currency

Report ID : IACS0005
Base Currency : USD
Status : FINAL

PARAMETRIC US PI2 - [redacted]

6/30/2020

Shares/Par Security ID Description Link Ref	Price Base	Cost Base	Market Value Base	Percent Of Total	Net Unrealized Gain/Loss Base
2,321.000 SAFEHOLD INC 78645L100	57.49	58,392.30	133,434.29	0.07	75,041.99
120.000 SAFETY INSURANCE GROUP INC 78648T100	76.26	4,950.00	9,151.20	0.00	4,201.20
2,375.000 SAGE THERAPEUTICS INC 78667J108	41.58	99,363.12	98,752.50	0.05	-610.62
5,716.000 SALESFORCE.COM INC 79466L302	187.33	391,515.81	1,070,778.28	0.53	679,262.47
109.000 SANDERSON FARMS INC 800013104	115.89	5,261.43	12,632.01	0.01	7,370.58
276.000 SANDY SPRING BANCORP INC 800363103	24.78	4,832.76	6,839.28	0.00	2,006.52
1,407.000 SANMINA CORP 801056102	25.04	12,883.59	35,231.28	0.02	22,347.69
2,439.000 SANTANDER CONSUMER USA HOLDING 80283M101	18.41	37,894.86	44,901.99	0.02	7,007.13
448.000 SAREPTA THERAPEUTICS INC 803607100	160.34	33,138.56	71,832.32	0.04	38,693.76
932.000 HENRY SCHEIN INC 806407102	58.39	27,493.26	54,419.48	0.03	26,926.22

BNY MELLON

Asset Detail - By Currency

Report ID : IACS0005
Base Currency : USD
Status : FINAL

PARAMETRIC US PI2 - [redacted]

6/30/2020

Shares/Par Security ID Description Link Ref	Price Base	Cost Base	Market Value Base	Percent Of Total	Net Unrealized Gain/Loss Base
4,554.000 SCHLUMBERGER LTD 806857108	18.39	77,946.71	83,748.06	0.04	5,801.35
194.000 SCHOLASTIC CORP 807066105	29.94	4,834.48	5,808.36	0.00	973.88
8,633.000 CHARLES SCHWAB CORP/THE 808513105	33.74	123,396.14	291,277.42	0.14	167,881.28
612.000 SCIENCE APPLICATIONS INTERNATI 808625107	77.68	34,124.75	47,540.16	0.02	13,415.41
745.000 SCOTTS MIRACLE-GRO CO/THE 810186106	134.47	43,000.42	100,180.15	0.05	57,179.73
1,606.000 SEALED AIR CORP 81211K100	32.85	39,188.13	52,757.10	0.03	13,568.97
1,234.000 SEATTLE GENETICS INC 812578102	169.92	27,004.51	209,681.28	0.10	182,676.77
1,142.000 SELECT MEDICAL HOLDINGS CORP 81619Q105	14.73	15,084.22	16,821.66	0.01	1,737.44
340.000 SELECTIVE INSURANCE GROUP INC 816300107	52.74	5,392.40	17,931.60	0.01	12,539.20
943.000 SEMTECH CORP 816850101	52.22	31,863.97	49,243.46	0.02	17,379.49

BNY MELLON

Asset Detail - By Currency

Report ID : IACS0005
Base Currency : USD
Status : FINAL

PARAMETRIC US PI2 - [redacted]

6/30/2020

Shares/Par Security ID Description Link Ref	Price Base	Cost Base	Market Value Base	Percent Of Total	Net Unrealized Gain/Loss Base
2,133.000 SEMPRA ENERGY 816851109	117.23	159,413.80	250,051.59	0.12	90,637.79
265.000 SENSIENT TECHNOLOGIES CORP 81725T100	52.16	9,877.89	13,822.40	0.01	3,944.51
1,811.000 SERVICE CORP INTERNATIONAL/US 817565104	38.89	14,958.86	70,429.79	0.03	55,470.93
735.000 SERVICEMASTER GLOBAL HOLDINGS 81761R109	35.69	16,865.16	26,232.15	0.01	9,366.99
1,212.000 SERVICENOW INC 81762P102	405.06	184,620.48	490,932.72	0.24	306,312.24
996.000 SHENANDOAH TELECOMMUNICATIONS 82312B106	49.29	5,522.82	49,092.84	0.02	43,570.02
424.000 SHERWIN-WILLIAMS CO/THE 824348106	577.85	151,573.49	245,008.40	0.12	93,434.91
612.000 SIGNATURE BANK/NEW YORK NY 82669G104	106.92	43,739.76	65,435.04	0.03	21,695.28
391.000 SILICON LABORATORIES INC 826919102	100.27	32,773.62	39,205.57	0.02	6,431.95
248.000 SILGAN HOLDINGS INC 827048109	32.39	4,968.68	8,032.72	0.00	3,064.04

BNY MELLON

Asset Detail - By Currency

Report ID : IACS0005
Base Currency : USD
Status : FINAL

PARAMETRIC US PI2 - [redacted]

6/30/2020

Shares/Par Security ID Description Link Ref	Price Base	Cost Base	Market Value Base	Percent Of Total	Net Unrealized Gain/Loss Base
404.000 SIMMONS FIRST NATIONAL CORP 828730200	17.11	4,930.82	6,912.44	0.00	1,981.62
2,470.000 SIMON PROPERTY GROUP INC 828806109	68.38	140,486.25	168,898.60	0.08	28,412.35
725.000 SIMPSON MANUFACTURING CO INC 829073105	84.36	27,661.94	61,161.00	0.03	33,499.06
19,708.000 SIRIUS XM HOLDINGS INC 82968B103	5.87	38,546.63	115,685.96	0.06	77,139.33
2,434.000 SIX FLAGS ENTERTAINMENT CORP 83001A102	19.21	32,277.30	46,757.14	0.02	14,479.84
1,053.000 SKECHERS USA INC 830566105	31.38	4,794.66	33,043.14	0.02	28,248.48
1,809.000 SKYWORKS SOLUTIONS INC 83088M102	127.86	28,039.50	231,298.74	0.11	203,259.24
832.000 A O SMITH CORP 831865209	47.12	12,858.56	39,203.84	0.02	26,345.28
676.000 J M SMUCKER CO/THE 832696405	105.81	68,232.90	71,527.56	0.04	3,294.66
284.000 SNAP-ON INC 833034101	138.51	14,603.28	39,336.84	0.02	24,733.56

BNY MELLON

Asset Detail - By Currency

Report ID : IACS0005
Base Currency : USD
Status : FINAL

PARAMETRIC US PI2 - [redacted]

6/30/2020

Shares/Par Security ID Description Link Ref	Price Base	Cost Base	Market Value Base	Percent Of Total	Net Unrealized Gain/Loss Base
693.000 SONOCO PRODUCTS CO 835495102	52.29	21,755.05	36,236.97	0.02	14,481.92
268.000 SOUTH STATE CORP 840441109	47.66	6,934.43	12,772.88	0.01	5,838.45
3,803.000 SOUTHERN CO/THE 842587107	51.85	132,399.16	197,185.55	0.10	64,786.39
345.000 SOUTHSIDE BANCSHARES INC 84470P109	27.72	5,037.90	9,563.40	0.00	4,525.50
4,521.000 SOUTHWEST AIRLINES CO 844741108	34.18	37,786.12	154,527.78	0.08	116,741.66
481.000 SOUTHWEST GAS HOLDINGS INC 844895102	69.05	30,241.06	33,213.05	0.02	2,971.99
19,498.000 SOUTHWESTERN ENERGY CO 845467109	2.56	32,469.17	49,914.88	0.02	17,445.71
32,089.000 SPECTRUM PHARMACEUTICALS INC 84763A108	3.38	99,320.45	108,460.82	0.05	9,140.37
995.000 SPIRIT AEROSYSTEMS HOLDINGS IN 848574109	23.94	19,907.90	23,820.30	0.01	3,912.40
496.000 SPIRE INC 84857L101	65.71	32,948.91	32,592.16	0.02	-356.75

BNY MELLON

Asset Detail - By Currency

Report ID : IACS0005
Base Currency : USD
Status : FINAL

PARAMETRIC US PI2 - [redacted]

6/30/2020

Shares/Par Security ID Description Link Ref	Price Base	Cost Base	Market Value Base	Percent Of Total	Net Unrealized Gain/Loss Base
1,328.000 SPIRIT REALTY CAPITAL INC 84860W300	34.86	38,218.20	46,294.08	0.02	8,075.88
732.000 SPLUNK INC 848637104	198.70	42,554.24	145,448.40	0.07	102,894.16
2,069.000 SPROUTS FARMERS MARKET INC 85208M102	25.59	33,264.17	52,945.71	0.03	19,681.54
1,871.000 SQUARE INC 852234103	104.94	65,820.34	196,342.74	0.10	130,522.40
1,048.000 STANLEY BLACK & DECKER INC 854502101	139.38	63,638.44	146,070.24	0.07	82,431.80
8,325.000 STARBUCKS CORP 855244109	73.59	165,412.62	612,636.75	0.30	447,224.13
1,509.000 STEEL DYNAMICS INC 858119100	26.09	35,322.23	39,369.81	0.02	4,047.58
738.000 STERICYCLE INC 858912108	55.98	37,822.50	41,313.24	0.02	3,490.74
726.000 STIFEL FINANCIAL CORP 860630102	47.43	24,700.72	34,434.18	0.02	9,733.46
2,085.000 STORE CAPITAL CORP 862121100	23.81	39,004.92	49,643.85	0.02	10,638.93

BNY MELLON

Asset Detail - By Currency

Report ID : IACS0005
Base Currency : USD
Status : FINAL

PARAMETRIC US PI2 - [redacted]

6/30/2020

Shares/Par Security ID Description Link Ref	Price Base	Cost Base	Market Value Base	Percent Of Total	Net Unrealized Gain/Loss Base
138.000 STRATEGIC EDUCATION INC 86272C103	153.65	4,953.81	21,203.70	0.01	16,249.89
2,588.000 STRYKER CORP 863667101	180.19	171,654.79	466,331.72	0.23	294,676.93
115.000 STURM RUGER & CO INC 864159108	76.00	3,192.40	8,740.00	0.00	5,547.60
361.000 SUN COMMUNITIES INC 866674104	135.68	28,887.22	48,980.48	0.02	20,093.26
923.000 SYNOPSYS INC 871607107	195.00	23,407.28	179,985.00	0.09	156,577.72
2,070.000 SYNOVUS FINANCIAL CORP 87161C501	20.53	36,012.65	42,497.10	0.02	6,484.45
315.000 SYNNEX CORP 87162W100	119.77	17,818.61	37,727.55	0.02	19,908.94
5,516.000 SYNCHRONY FINANCIAL 87165B103	22.16	97,279.66	122,234.56	0.06	24,954.90
3,169.000 SYSCO CORP 871829107	54.66	137,923.02	173,217.54	0.09	35,294.52
1,433.000 TCF FINANCIAL CORP 872307103	29.42	28,278.98	42,158.86	0.02	13,879.88

BNY MELLON

Asset Detail - By Currency

Report ID : IACS0005
Base Currency : USD
Status : FINAL

PARAMETRIC US PI2 - [redacted]

6/30/2020

Shares/Par Security ID Description Link Ref	Price Base	Cost Base	Market Value Base	Percent Of Total	Net Unrealized Gain/Loss Base
1,959.000 TD AMERITRADE HOLDING CORP 87236Y108	36.38	49,429.26	71,268.42	0.04	21,839.16
519.000 TFS FINANCIAL CORP 87240R107	14.31	4,899.36	7,426.89	0.00	2,527.53
6,794.000 TJX COS INC/THE 872540109	50.56	125,854.37	343,504.64	0.17	217,650.27
3,591.000 T-MOBILE US INC 872590104	104.15	121,670.78	374,002.65	0.19	252,331.87
3,591.000 T-MOBILE US INC 872590112 RTS	0.17	17,236.80	603.29	0.00	-16,633.51
6,065.000 TPG RE FINANCE TRUST INC 87266M107	8.60	30,360.32	52,159.00	0.03	21,798.68
462.000 TAKE-TWO INTERACTIVE SOFTWARE 874054109	139.57	6,842.22	64,481.34	0.03	57,639.12
8,710.000 TALOS ENERGY INC 87484T108	9.20	56,244.99	80,132.00	0.04	23,887.01
3,264.000 TARGET CORP 87612E106	119.93	288,239.67	391,451.52	0.19	103,211.85
2,166.000 TEGNA INC 87901J105	11.14	14,843.68	24,129.24	0.01	9,285.56

BNY MELLON

Asset Detail - By Currency

Report ID : IACS0005
Base Currency : USD
Status : FINAL

PARAMETRIC US PI2 - [redacted]

6/30/2020

Shares/Par Security ID Description Link Ref	Price Base	Cost Base	Market Value Base	Percent Of Total	Net Unrealized Gain/Loss Base
618.000 TELADOC HEALTH INC 87918A105	190.84	28,353.84	117,939.12	0.06	89,585.28
229.000 TELEDYNE TECHNOLOGIES INC 879360105	310.95	14,788.97	71,207.55	0.04	56,418.58
269.000 TELEFLEX INC 879369106	363.98	14,883.77	97,910.62	0.05	83,026.85
2,070.000 TENET HEALTHCARE CORP 88033G407	18.11	33,011.15	37,487.70	0.02	4,476.55
8.000 TENNANT CO 880345103	65.01	306.32	520.08	0.00	213.76
1,681.000 TERADATA CORP 88076W103	20.80	33,364.44	34,964.80	0.02	1,600.36
1,238.000 TERADYNE INC 880770102	84.51	17,109.16	104,623.38	0.05	87,514.22
1,110.000 TERRENO REALTY CORP 88146M101	52.64	25,241.40	58,430.40	0.03	33,189.00
790.000 TESLA INC 88160R101	1,079.81	398,471.20	853,049.90	0.42	454,578.70
392.000 TETRA TECH INC 88162G103	79.12	8,874.88	31,015.04	0.02	22,140.16

BNY MELLON

Asset Detail - By Currency

Report ID : IACS0005
Base Currency : USD
Status : FINAL

PARAMETRIC US PI2 - [redacted]

6/30/2020

Shares/Par Security ID Description Link Ref	Price Base	Cost Base	Market Value Base	Percent Of Total	Net Unrealized Gain/Loss Base
1,306.000 TEXAS CAPITAL BANCSHARES INC 88224Q107	30.87	33,836.93	40,316.22	0.02	6,479.29
7,220.000 TEXAS INSTRUMENTS INC 882508104	126.97	302,909.35	916,723.40	0.45	613,814.05
787.000 TEXAS ROADHOUSE INC 882681109	52.57	33,235.01	41,372.59	0.02	8,137.58
1,748.000 TEXTRON INC 883203101	32.91	31,848.56	57,526.68	0.03	25,678.12
357.000 TRADE DESK INC/THE 88339J105	406.50	61,003.62	145,120.50	0.07	84,116.88
2,738.000 THERMO FISHER SCIENTIFIC INC 883556102	362.34	134,442.51	992,086.92	0.49	857,644.41
237.000 THOR INDUSTRIES INC 885160101	106.53	7,245.09	25,247.61	0.01	18,002.52
4,356.000 3M CO 88579Y101	155.99	378,196.50	679,492.44	0.34	301,295.94
804.000 TIFFANY & CO 886547108	121.94	26,927.00	98,039.76	0.05	71,112.76
1,306.000 TOLL BROTHERS INC 889478103	32.59	28,007.74	42,562.54	0.02	14,554.80

BNY MELLON

Asset Detail - By Currency

Report ID : IACS0005
Base Currency : USD
Status : FINAL

PARAMETRIC US PI2 - [redacted]

6/30/2020

Shares/Par Security ID Description Link Ref	Price Base	Cost Base	Market Value Base	Percent Of Total	Net Unrealized Gain/Loss Base
130.000 TOMPKINS FINANCIAL CORP 890110109	64.77	5,062.20	8,420.10	0.00	3,357.90
326.000 TOPBUILD CORP 89055F103	113.77	5,457.70	37,089.02	0.02	31,631.32
1,624.000 TORO CO/THE 891092108	66.34	20,056.40	107,736.16	0.05	87,679.76
395.000 TOWNE BANK/PORTSMOUTH VA 89214P109	18.84	5,100.49	7,441.80	0.00	2,341.31
804.000 TRACTOR SUPPLY CO 892356106	131.79	26,097.84	105,959.16	0.05	79,861.32
350.000 TRANSDIGM GROUP INC 893641100	442.05	115,835.66	154,717.50	0.08	38,881.84
761.000 TRANSUNION 89400J107	87.04	54,491.41	66,237.44	0.03	11,746.03
2,233.000 TRAVELERS COS INC/THE 89417E109	114.05	122,996.43	254,673.65	0.13	131,677.22
449.000 TREX CO INC 89531P105	130.07	36,752.49	58,401.43	0.03	21,648.94
422.000 TRICO BANCSHARES 896095106	30.45	6,055.70	12,849.90	0.01	6,794.20

BNY MELLON

Asset Detail - By Currency

Report ID : IACS0005
Base Currency : USD
Status : FINAL

PARAMETRIC US PI2 - [redacted]

6/30/2020

Shares/Par Security ID Description Link Ref	Price Base	Cost Base	Market Value Base	Percent Of Total	Net Unrealized Gain/Loss Base
1,544.000 TRIMBLE INC 896239100	43.19	28,618.04	66,685.36	0.03	38,067.32
1,700.000 TRINITY INDUSTRIES INC 896522109	21.29	12,223.01	36,193.00	0.02	23,969.99
10,530.000 TRUIST FINANCIAL CORP 89832Q109	37.55	288,079.58	395,401.50	0.20	107,321.92
934.000 TWILIO INC 90138F102	219.42	74,639.88	204,938.28	0.10	130,298.40
5,209.000 TWITTER INC 90184L102	29.79	106,242.94	155,176.11	0.08	48,933.17
1,326.000 II-VI INC 902104108	47.22	29,846.63	62,613.72	0.03	32,767.09
191.000 TYLER TECHNOLOGIES INC 902252105	346.88	31,883.63	66,254.08	0.03	34,370.45
2,472.000 TYSON FOODS INC 902494103	59.71	40,278.10	147,603.12	0.07	107,325.02
2,063.000 UDR INC 902653104	37.38	57,699.20	77,114.94	0.04	19,415.74
2,214.000 UGI CORP 902681105	31.80	56,267.28	70,405.20	0.03	14,137.92

BNY MELLON

Asset Detail - By Currency

Report ID : IACS0005
Base Currency : USD
Status : FINAL

PARAMETRIC US PI2 - [redacted]

6/30/2020

Shares/Par Security ID Description Link Ref	Price Base	Cost Base	Market Value Base	Percent Of Total	Net Unrealized Gain/Loss Base
753.000 UFP INDUSTRIES INC 90278Q108	49.51	9,814.10	37,281.03	0.02	27,466.93
3,501.000 US BANCORP 902973304	36.82	110,160.30	128,906.82	0.06	18,746.52
5,804.000 UBER TECHNOLOGIES INC 90353T100	31.08	162,478.69	180,388.32	0.09	17,909.63
277.000 ULTA BEAUTY INC 90384S303	203.42	17,403.91	56,347.34	0.03	38,943.43
671.000 ULTRAGENYX PHARMACEUTICAL INC 90400D108	78.22	38,340.40	52,485.62	0.03	14,145.22
4,630.000 UNDER ARMOUR INC 904311107	9.74	36,188.45	45,096.20	0.02	8,907.75
4,992.000 UNION PACIFIC CORP 907818108	169.07	225,136.29	843,997.44	0.42	618,861.15
773.000 UNITED COMMUNITY BANKS INC/GA 90984P303	20.12	5,094.07	15,552.76	0.01	10,458.69
1,089.000 UNITED BANKSHARES INC/WV 909907107	27.66	16,376.94	30,121.74	0.01	13,744.80
1,096.000 UNITED AIRLINES HOLDINGS INC 910047109	34.61	22,765.81	37,932.56	0.02	15,166.75

BNY MELLON

Asset Detail - By Currency

Report ID : IACS0005
Base Currency : USD
Status : FINAL

PARAMETRIC US PI2 - [redacted]

6/30/2020

Shares/Par Security ID Description Link Ref	Price Base	Cost Base	Market Value Base	Percent Of Total	Net Unrealized Gain/Loss Base
277.000 UNITED FIRE GROUP INC 910340108	27.71	4,855.81	7,675.67	0.00	2,819.86
3,130.000 UNITED PARCEL SERVICE INC 911312106	111.18	237,541.45	347,993.40	0.17	110,451.95
877.000 UNITED RENTALS INC 911363109	149.04	29,665.30	130,708.08	0.06	101,042.78
1,986.000 US FOODS HOLDING CORP 912008109	19.72	36,001.25	39,163.92	0.02	3,162.67
5,379.000 UNITED STATES STEEL CORP 912909108	7.22	32,252.10	38,836.38	0.02	6,584.28
577.000 UNITED THERAPEUTICS CORP 91307C102	121.00	30,322.24	69,817.00	0.03	39,494.76
6,299.000 UNITEDHEALTH GROUP INC 91324P102	294.95	450,314.10	1,857,890.05	0.92	1,407,575.95
723.000 UNITIL CORP 913259107	44.82	19,860.65	32,404.86	0.02	12,544.21
2,954.000 UNIVAR SOLUTIONS INC 91336L107	16.86	35,535.42	49,804.44	0.02	14,269.02
1,213.000 UNIVERSAL CORP/VA 913456109	42.51	51,102.62	51,564.63	0.03	462.01

BNY MELLON

Asset Detail - By Currency

Report ID : IACS0005
Base Currency : USD
Status : FINAL

PARAMETRIC US PI2 - [redacted]

6/30/2020

Shares/Par Security ID Description Link Ref	Price Base	Cost Base	Market Value Base	Percent Of Total	Net Unrealized Gain/Loss Base
413.000 UNIVERSAL DISPLAY CORP 91347P105	149.62	25,399.50	61,793.06	0.03	36,393.56
322.000 UNIVERSAL ELECTRONICS INC 913483103	46.82	5,255.04	15,076.04	0.01	9,821.00
546.000 UNIVERSAL HEALTH REALTY INCOME 91359E105	79.49	32,901.96	43,401.54	0.02	10,499.58
380.000 UNIVERSAL HEALTH SERVICES INC 913903100	92.89	18,338.12	35,298.20	0.02	16,960.08
4,075.000 URBAN EDGE PROPERTIES 91704F104	11.87	38,574.87	48,370.25	0.02	9,795.38
1,232.000 VF CORP 918204108	60.94	42,717.44	75,078.08	0.04	32,360.64
6.000 VSE CORP 918284100	31.39	66.60	188.34	0.00	121.74
226.000 VAIL RESORTS INC 91879Q109	182.15	9,991.46	41,165.90	0.02	31,174.44
4,566.000 VALERO ENERGY CORP 91913Y100	58.82	143,204.65	268,572.12	0.13	125,367.47
241.000 VALMONT INDUSTRIES INC 920253101	113.62	20,325.94	27,382.42	0.01	7,056.48

BNY MELLON

Asset Detail - By Currency

Report ID : IACS0005
Base Currency : USD
Status : FINAL

PARAMETRIC US PI2 - [redacted]

6/30/2020

Shares/Par Security ID Description Link Ref	Price Base	Cost Base	Market Value Base	Percent Of Total	Net Unrealized Gain/Loss Base
1,737.000 VALVOLINE INC 92047W101	19.33	18,500.82	33,576.21	0.02	15,075.39
423.000 VAREX IMAGING CORP 92214X106	15.15	6,104.89	6,408.45	0.00	303.56
1,059.000 VARIAN MEDICAL SYSTEMS INC 92220P105	122.52	45,253.25	129,748.68	0.06	84,495.43
3,568.000 VECTOR GROUP LTD 92240M108	10.06	37,629.56	35,894.08	0.02	-1,735.48
729.000 VEEVA SYSTEMS INC 922475108	234.42	24,530.85	170,892.18	0.08	146,361.33
3,158.000 VENTAS INC 92276F100	36.62	102,434.73	115,645.96	0.06	13,211.23
1,238.000 VERISIGN INC 92343E102	206.83	29,146.48	256,055.54	0.13	226,909.06
24,164.000 VERIZON COMMUNICATIONS INC 92343V104	55.13	950,145.80	1,332,161.32	0.66	382,015.52
1,120.000 VERISK ANALYTICS INC 92345Y106	170.20	52,152.76	190,624.00	0.09	138,471.24
2,317.000 VERTEX PHARMACEUTICALS INC 92532F100	290.31	231,778.33	672,648.27	0.33	440,869.94

BNY MELLON

Asset Detail - By Currency

Report ID : IACS0005
Base Currency : USD
Status : FINAL

PARAMETRIC US PI2 - [redacted]

6/30/2020

Shares/Par Security ID Description Link Ref	Price Base	Cost Base	Market Value Base	Percent Of Total	Net Unrealized Gain/Loss Base
5,297.000 VIACOMCBS INC 92556H206	23.32	90,306.72	123,526.04	0.06	33,219.32
2,307.000 VICI PROPERTIES INC 925652109	20.19	37,952.12	46,578.33	0.02	8,626.21
11,861.000 VISA INC 92826C839	193.17	597,007.14	2,291,189.37	1.14	1,694,182.23
2,019.000 VISHAY INTERTECHNOLOGY INC 928298108	15.27	19,059.36	30,830.13	0.02	11,770.77
371.000 VISHAY PRECISION GROUP INC 92835K103	24.58	4,960.27	9,119.18	0.00	4,158.91
2,084.000 VISTRA CORP 92840M102	18.62	35,851.68	38,804.08	0.02	2,952.40
332.000 VLASIC FOODS INTL INC COM 928559103	0.00	3,527.39	0.00	0.00	-3,527.39
861.000 VMWARE INC 928563402	154.86	71,899.05	133,334.46	0.07	61,435.41
7,229.000 VONAGE HOLDINGS CORP 92886T201	10.06	13,662.81	72,723.74	0.04	59,060.93
885.000 VOYA FINANCIAL INC 929089100	46.65	37,054.95	41,285.25	0.02	4,230.30

BNY MELLON

Asset Detail - By Currency

Report ID : IACS0005
Base Currency : USD
Status : FINAL

PARAMETRIC US PI2 - [redacted]

6/30/2020

Shares/Par Security ID Description Link Ref	Price Base	Cost Base	Market Value Base	Percent Of Total	Net Unrealized Gain/Loss Base
903.000 VULCAN MATERIALS CO 929160109	115.85	46,994.80	104,612.55	0.05	57,617.75
18,213.000 W&T OFFSHORE INC 92922P106	2.28	28,144.08	41,525.64	0.02	13,381.56
90.000 WD-40 CO 929236107	198.30	4,888.80	17,847.00	0.01	12,958.20
587.000 WSFS FINANCIAL CORP 929328102	28.70	9,817.89	16,846.90	0.01	7,029.01
2,100.000 WEC ENERGY GROUP INC 92939U106	87.65	82,721.90	184,065.00	0.09	101,343.10
1,257.000 WESTINGHOUSE AIR BRAKE TECHNOL 929740108	57.57	67,770.72	72,365.49	0.04	4,594.77
9,348.000 WALMART INC 931142103	119.78	584,180.49	1,119,703.44	0.55	535,522.95
4,224.000 WALGREENS BOOTS ALLIANCE INC 931427108	42.39	169,121.09	179,055.36	0.09	9,934.27
571.000 WASHINGTON FEDERAL INC 938824109	26.84	9,889.72	15,325.64	0.01	5,435.92
218.000 WASHINGTON TRUST BANCORP INC 940610108	32.75	4,848.32	7,139.50	0.00	2,291.18

BNY MELLON

Asset Detail - By Currency

Report ID : IACS0005
Base Currency : USD
Status : FINAL

PARAMETRIC US PI2 - [redacted]

6/30/2020

Shares/Par Security ID Description Link Ref	Price Base	Cost Base	Market Value Base	Percent Of Total	Net Unrealized Gain/Loss Base
1,776.000 WASTE MANAGEMENT INC 94106L109	105.91	79,989.36	188,096.16	0.09	108,106.80
189.000 WATTS WATER TECHNOLOGIES INC 942749102	81.00	6,261.57	15,309.00	0.01	9,047.43
439.000 WAYFAIR INC 94419L101	197.61	37,900.63	86,750.79	0.04	48,850.16
721.000 WEBSTER FINANCIAL CORP 947890109	28.61	14,170.57	20,627.81	0.01	6,457.24
2,158.000 WEINGARTEN REALTY INVESTORS 948741103	18.93	38,126.07	40,850.94	0.02	2,724.87
17,330.000 WELLS FARGO & CO 949746101	25.60	577,342.87	443,648.00	0.22	-133,694.87
3,257.000 WELLTOWER INC 95040Q104	51.75	132,006.52	168,549.75	0.08	36,543.23
3,177.000 WENDY'S CO/THE 95058W100	21.78	14,804.82	69,195.06	0.03	54,390.24
261.000 WESBANCO INC 950810101	20.31	4,909.41	5,300.91	0.00	391.50
697.000 WEST PHARMACEUTICAL SERVICES I 955306105	227.17	69,052.64	158,337.49	0.08	89,284.85

BNY MELLON

Asset Detail - By Currency

Report ID : IACS0005
Base Currency : USD
Status : FINAL

PARAMETRIC US PI2 - [redacted]

6/30/2020

Shares/Par Security ID Description Link Ref	Price Base	Cost Base	Market Value Base	Percent Of Total	Net Unrealized Gain/Loss Base
729.000 WESTERN ALLIANCE BANCORP 957638109	37.87	4,891.59	27,607.23	0.01	22,715.64
2,116.000 WESTERN DIGITAL CORP 958102105	44.15	59,450.09	93,421.40	0.05	33,971.31
636.000 WESTLAKE CHEMICAL CORP 960413102	53.65	25,331.88	34,121.40	0.02	8,789.52
633.000 WEX INC 96208T104	165.01	50,356.24	104,451.33	0.05	54,095.09
5,538.000 WEYERHAEUSER CO 962166104	22.46	89,691.65	124,383.48	0.06	34,691.83
709.000 WHIRLPOOL CORP 963320106	129.53	66,493.86	91,836.77	0.05	25,342.91
6,738.000 WILLIAMS COS INC/THE 969457100	19.02	115,633.80	128,156.76	0.06	12,522.96
615.000 WILLIAMS-SONOMA INC 969904101	82.01	21,863.25	50,436.15	0.02	28,572.90
221.000 WINTRUST FINANCIAL CORP 97650W108	43.62	6,917.30	9,640.02	0.00	2,722.72
13,580.000 WISDOMTREE INVESTMENTS INC 97717P104	3.47	36,551.50	47,122.60	0.02	10,571.10

BNY MELLON

Asset Detail - By Currency

Report ID : IACS0005
Base Currency : USD
Status : FINAL

PARAMETRIC US PI2 - [redacted]

6/30/2020

Shares/Par Security ID Description Link Ref	Price Base	Cost Base	Market Value Base	Percent Of Total	Net Unrealized Gain/Loss Base
387.000 WOODWARD INC 980745103	77.55	12,527.19	30,011.85	0.01	17,484.66
976.000 WORKDAY INC 98138H101	187.36	88,352.23	182,863.36	0.09	94,511.13
11,614.000 WORKHORSE GROUP INC 98138J206	17.39	115,041.67	201,967.46	0.10	86,925.79
361.000 WORTHINGTON INDUSTRIES INC 981811102	37.30	7,104.48	13,465.30	0.01	6,360.82
1,099.000 WYNDHAM DESTINATIONS INC 98310W108	28.18	17,687.02	30,969.82	0.02	13,282.80
1,099.000 WYNDHAM HOTELS & RESORTS INC 98311A105	42.62	21,514.36	46,839.38	0.02	25,325.02
1,214.000 XPO LOGISTICS INC 983793100	77.25	36,038.90	93,781.50	0.05	57,742.60
2,314.000 XILINX INC 983919101	98.39	76,724.59	227,674.46	0.11	150,949.87
1,134.000 XYLEM INC/NY 98419M100	64.96	31,196.40	73,664.64	0.04	42,468.24
293.000 YORK WATER CO/THE 987184108	47.96	5,051.32	14,052.28	0.01	9,000.96

BNY MELLON

Asset Detail - By Currency

Report ID : IACS0005
Base Currency : USD
Status : FINAL

PARAMETRIC US PI2 - [redacted]

6/30/2020

Shares/Par Security ID Description Link Ref	Price Base	Cost Base	Market Value Base	Percent Of Total	Net Unrealized Gain/Loss Base
746.000 YUM! BRANDS INC 988498101	86.91	13,951.98	64,834.86	0.03	50,882.88
2,241.000 YUM CHINA HOLDINGS INC 98850P109	48.07	42,538.66	107,724.87	0.05	65,186.21
552.000 ZEBRA TECHNOLOGIES CORP 989207105	255.95	16,526.88	141,284.40	0.07	124,757.52
538.000 ZENDESK INC 98936J101	88.53	28,863.70	47,629.14	0.02	18,765.44
1,271.000 ZILLOW GROUP INC 98954M200	57.61	37,310.30	73,222.31	0.04	35,912.01
1,583.000 ZIMMER BIOMET HOLDINGS INC 98956P102	119.36	127,843.51	188,946.88	0.09	61,103.37
1,913.000 ZIONS BANCORP NA 989701107	34.00	29,670.63	65,042.00	0.03	35,371.37
3,484.000 ZOGENIX INC 98978L204	27.01	88,759.90	94,102.84	0.05	5,342.94
2,294.000 ZOETIS INC 98978V103	137.04	156,999.37	314,369.76	0.16	157,370.39
575.000 ZSCALER INC 98980G102	109.50	38,005.14	62,962.50	0.03	24,957.36

BNY MELLON

Asset Detail - By Currency

Report ID : IACS0005
Base Currency : USD
Status : FINAL

PARAMETRIC US PI2 - [redacted]

6/30/2020

Shares/Par Security ID Description Link Ref	Price Base	Cost Base	Market Value Base	Percent Of Total	Net Unrealized Gain/Loss Base
1,224.000 ZOOM VIDEO COMMUNICATIONS INC 98980L101	253.54	314,334.32	310,332.96	0.15	-4,001.36
6,370.000 ZYNGA INC 98986T108	9.54	38,766.45	60,769.80	0.03	22,003.35
817.000 ALLEGION PLC G0176J109	102.22	17,401.98	83,513.74	0.04	66,111.76
5,038.000 AMCOR PLC G0250X107	10.21	32,695.14	51,437.98	0.03	18,742.84
1,134.000 AMDOCS LTD G02602103	60.88	34,523.32	69,037.92	0.03	34,514.60
688.000 AMBARELLA INC G037AX101	45.80	32,542.40	31,510.40	0.02	-1,032.00
1,742.000 AON PLC G0403H108	192.60	85,375.42	335,509.20	0.17	250,133.78
4,833.000 ARCH CAPITAL GROUP LTD G0450A105	28.65	40,345.59	138,465.45	0.07	98,119.86
261.000 ARGO GROUP INTERNATIONAL HOLDI G0464B107	34.83	4,844.35	9,090.63	0.00	4,246.28
1,804.000 ASSURED GUARANTY LTD G0585R106	24.41	24,191.64	44,035.64	0.02	19,844.00

BNY MELLON

Asset Detail - By Currency

Report ID : IACS0005
Base Currency : USD
Status : FINAL

PARAMETRIC US PI2 - [redacted]

6/30/2020

Shares/Par Security ID Description Link Ref	Price Base	Cost Base	Market Value Base	Percent Of Total	Net Unrealized Gain/Loss Base
813.000 ATLASSIAN CORP PLC G06242104	180.27	80,340.01	146,559.51	0.07	66,219.50
1,380.000 ATHENE HOLDING LTD G0684D107	31.19	36,319.70	43,042.20	0.02	6,722.50
814.000 AXIS CAPITAL HOLDINGS LTD G0692U109	40.56	25,022.36	33,015.84	0.02	7,993.48
4,855.000 ACCENTURE PLC G1151C101	214.72	374,725.84	1,042,465.60	0.52	667,739.76
1,075.000 BUNGE LTD G16962105	41.13	37,785.87	44,214.75	0.02	6,428.88
253.000 CIMPRESS PLC G2143T103	76.34	8,574.17	19,314.02	0.01	10,739.85
2,960.000 EATON CORP PLC G29183103	87.48	161,906.01	258,940.80	0.13	97,034.79
50.000 ENSTAR GROUP LTD G3075P101	152.77	5,024.00	7,638.50	0.00	2,614.50
211.000 EVEREST RE GROUP LTD G3223R108	206.20	35,950.94	43,508.20	0.02	7,557.26
2,529.000 FRUIT OF THE LOOM INC CL A G3682L105	0.00	21,459.36	0.00	0.00	-21,459.36

BNY MELLON

Asset Detail - By Currency

Report ID : IACS0005
Base Currency : USD
Status : FINAL

PARAMETRIC US PI2 - [redacted]

6/30/2020

Shares/Par Security ID Description Link Ref	Price Base	Cost Base	Market Value Base	Percent Of Total	Net Unrealized Gain/Loss Base
25.000 HELEN OF TROY LTD G4388N106	188.56	809.75	4,714.00	0.00	3,904.25
1,732.000 HERBALIFE NUTRITION LTD G4412G101	44.98	20,641.11	77,905.36	0.04	57,264.25
2,009.000 JANUS HENDERSON GROUP PLC G4474Y214	21.16	38,628.02	42,510.44	0.02	3,882.42
2,192.000 HORIZON THERAPEUTICS PLC G46188101	55.58	5,282.72	121,831.36	0.06	116,548.64
2,453.000 IHS MARKIT LTD G47567105	75.50	113,760.78	185,201.50	0.09	71,440.72
307.000 JAZZ PHARMACEUTICALS PLC G50871105	110.34	33,171.35	33,874.38	0.02	703.03
3,623.000 JOHNSON CONTROLS INTERNATIONAL G51502105	34.14	93,356.26	123,689.22	0.06	30,332.96
2,762.000 LINDE PLC G5494J103	212.11	262,436.47	585,847.82	0.29	323,411.35
3,678.000 MARVELL TECHNOLOGY GROUP LTD G5876H105	35.06	55,531.58	128,950.68	0.06	73,419.10
7,101.000 MEDTRONIC PLC G5960L103	91.70	555,198.92	651,161.70	0.32	95,962.78

BNY MELLON

Asset Detail - By Currency

Report ID : IACS0005
Base Currency : USD
Status : FINAL

PARAMETRIC US PI2 - [redacted]

6/30/2020

Shares/Par Security ID Description Link Ref	Price Base	Cost Base	Market Value Base	Percent Of Total	Net Unrealized Gain/Loss Base
1,999.000 APTIV PLC G6095L109	77.92	75,607.84	155,762.08	0.08	80,154.24
3,144.000 NORWEGIAN CRUISE LINE HOLDINGS G66721104	16.43	38,020.05	51,655.92	0.03	13,635.87
930.000 NOVOCURE LTD G6674U108	59.30	28,941.60	55,149.00	0.03	26,207.40
1,475.000 NVENT ELECTRIC PLC G6700G107	18.73	18,185.50	27,626.75	0.01	9,441.25
353.000 RENAISSANCERE HOLDINGS LTD G7496G103	171.03	20,092.76	60,373.59	0.03	40,280.83
1,475.000 PENTAIR PLC G7S00T104	37.99	37,002.19	56,035.25	0.03	19,033.06
1,083.000 SENSATA TECHNOLOGIES HOLDING P G8060N102	37.23	36,355.89	40,320.09	0.02	3,964.20
312.000 STERIS PLC G8473T100	153.44	49,029.24	47,873.28	0.02	-1,155.96
2,452.000 TRANE TECHNOLOGIES PLC G8994E103	88.98	53,221.35	218,178.96	0.11	164,957.61
1,181.000 TRITON INTERNATIONAL LTD/BERMU G9078F107	30.24	35,687.49	35,713.44	0.02	25.95

BNY MELLON

Asset Detail - By Currency

Report ID : IACS0005
Base Currency : USD
Status : FINAL

PARAMETRIC US PI2 - [redacted]

6/30/2020

Shares/Par Security ID Description Link Ref	Price Base	Cost Base	Market Value Base	Percent Of Total	Net Unrealized Gain/Loss Base
43.000 WHITE MOUNTAINS INSURANCE GROU G9618E107	887.97	17,329.43	38,182.71	0.02	20,853.28
548.000 WILLIS TOWERS WATSON PLC G96629103	196.95	111,244.00	107,928.60	0.05	-3,315.40
3,596.000 CHUBB LTD H1467J104	126.62	265,962.64	455,325.52	0.23	189,362.88
465.000 GARMIN LTD H2906T109	97.50	38,157.90	45,337.50	0.02	7,179.60
727.000 SPOTIFY TECHNOLOGY SA L8681T102	258.19	127,254.08	187,704.13	0.09	60,450.05
2,471.000 LYONDELLBASELL INDUSTRIES NV N53745100	65.72	126,560.49	162,394.12	0.08	35,833.63
2,224.000 MYLAN NV N59465109	16.08	36,038.69	35,761.92	0.02	-276.77
1,682.000 QIAGEN NV N72482123	42.81	43,799.77	72,006.42	0.04	28,206.65
872.000 ROYAL CARIBBEAN CRUISES LTD V7780T103	50.30	36,763.52	43,861.60	0.02	7,098.08
TOTAL EQUITY U.S. DOLLAR		**86,658,612.76**	**201,290,023.99**	**99.76**	**114,631,411.23**
TOTAL ASSETS U.S. DOLLAR		**87,144,771.74**	**201,776,182.97**	**100.00**	**114,631,411.23**

BNY MELLON

Asset Detail - By Currency

Report ID : IACS0005
Base Currency : USD
Status : FINAL

PARAMETRIC US PI2 - [redacted]

6/30/2020

Shares/Par Security ID Description Link Ref		Price Base	Cost Base	Market Value Base	Percent Of Total	Net Unrealized Gain/Loss Base
	TOTAL ASSETS		**87,145,309.35**	**201,776,724.31**	**100.00**	**114,631,414.96**

Xcel Energy
Qualified Trust Analysis, Statements and Balances

Docket No. E002/M-20-___
Schedule D.7
Page 116 of 252

BNY MELLON

Asset Detail - By Currency

Report ID : IACS0005
Base Currency : USD
Status : FINAL

SHENKMAN - PI 2 - [redacted]

6/30/2020

Shares/Par Security ID Description Link Ref	Price Base	Cost Base	Market Value Base	Percent Of Total	Net Unrealized Gain/Loss Base
U.S. DOLLAR					
CASH & CASH EQUIVALENTS					
217.540 BLACKROCK LIQ T FUND INSTL 996229696 VAR RT 12/31/2049 DD 01/31/12	100.00	217.54	217.54	4,439.59	0.00
CASH		-212.64	-212.64	-4,339.59	0.00
TOTAL CASH & CASH EQUIVALENTS U.S. DOLLAR		**4.90**	**4.90**	**100.00**	**0.00**
TOTAL ASSETS U.S. DOLLAR		**4.90**	**4.90**	**100.00**	**0.00**
TOTAL ASSETS		**4.90**	**4.90**	**100.00**	**0.00**

BNY MELLON

Asset Detail - By Currency

Report ID : IACS0005
Base Currency : USD
Status : FINAL

PARAMETRIC EAFE PI2 - [redacted]

6/30/2020

Shares/Par Security ID Description Link Ref	Price Base	Cost Base	Market Value Base	Percent Of Total	Net Unrealized Gain/Loss Base
AUSTRALIAN DOLLAR					
CASH & CASH EQUIVALENTS					
DIVIDENDS RECEIVABLE		12,271.77	12,687.46	0.02	415.69
NON-BASE CURRENCY		274.47	275.40	0.00	0.93
FOREIGN TAXES PAYABLE - DIVIDENDS		-1,118.44	-1,136.81	-0.00	-18.37
TOTAL CASH & CASH EQUIVALENTS AUSTRALIAN DOLLAR		**11,427.80**	**11,826.05**	**0.02**	**398.25**
EQUITY					
1,310.000 RAMSAY HEALTH CARE LTD AA6041997	45.80	49,902.43	59,996.72	0.09	10,094.29
6,751.000 AUSTRALIA & NEW ZEALAND BANKIN AA6065582	12.83	78,888.77	86,639.90	0.13	7,751.13
10,253.000 WESTPAC BANKING CORP AA6076142	12.36	128,121.90	126,712.47	0.19	-1,409.43
14,892.000 FORTESCUE METALS GROUP LTD AA6086257	9.54	40,415.64	142,006.02	0.21	101,590.38
40,326.000 TELSTRA CORP LTD AA6087289	2.16	82,413.81	86,902.73	0.13	4,488.92

BNY MELLON

Asset Detail - By Currency

Report ID : IACS0005
Base Currency : USD
Status : FINAL

PARAMETRIC EAFE PI2 - [redacted]

6/30/2020

Shares/Par Security ID Description Link Ref	Price Base	Cost Base	Market Value Base	Percent Of Total	Net Unrealized Gain/Loss Base
11,800.000 BENDIGO & ADELAIDE BANK LTD AA6091281	4.83	47,593.15	56,951.34	0.08	9,358.19
972.000 ASX LTD AA6129222	58.78	34,193.90	57,138.17	0.09	22,944.27
14,789.000 BHP GROUP LTD AA6144692	24.66	307,752.09	364,727.35	0.54	56,975.26
26,515.000 MIRVAC GROUP AA6161977	1.49	37,592.55	39,614.60	0.06	2,022.05
4,046.000 COMPUTERSHARE LTD AA6180415	9.12	30,262.17	36,910.14	0.05	6,647.97
2,360.000 CSL LTD AA6185497	197.60	87,087.76	466,334.82	0.69	379,247.06
818.000 REA GROUP LTD AA6198573	74.28	29,597.06	60,757.26	0.09	31,160.20
15,494.000 TRANSURBAN GROUP AA6200882	9.73	101,150.88	150,733.46	0.22	49,582.58
364.000 COCHLEAR LTD AA6211798	130.08	28,652.65	47,348.50	0.07	18,695.85
17,197.000 ORIGIN ENERGY LTD AA6214867	4.02	58,603.94	69,146.39	0.10	10,542.45

BNY MELLON

Asset Detail - By Currency

Report ID : IACS0005
Base Currency : USD
Status : FINAL

PARAMETRIC EAFE PI2 - [redacted]

6/30/2020

Shares/Par Security ID Description Link Ref	Price Base	Cost Base	Market Value Base	Percent Of Total	Net Unrealized Gain/Loss Base
6,846.000 COMMONWEALTH BANK OF AUSTRALIA AA6215039	47.80	324,545.98	327,209.16	0.49	2,663.18
22,370.000 BORAL LTD AA6218678	2.61	40,255.64	58,372.61	0.09	18,116.97
2,282.000 RIO TINTO LTD AA6220104	67.45	109,616.17	153,910.54	0.23	44,294.37
7,036.000 APA GROUP AA6247305	7.66	43,866.67	53,916.90	0.08	10,050.23
3,721.000 ARISTOCRAT LEISURE LTD AA6253980	17.56	41,402.46	65,328.67	0.10	23,926.21
8,357.000 INSURANCE AUSTRALIA GROUP LTD AA6271024	3.97	30,923.79	33,199.39	0.05	2,275.60
12,439.000 GPT GROUP/THE AA6365867	2.87	31,270.58	35,712.93	0.05	4,442.35
4,004.000 LENDLEASE CORP LTD AA6512005	8.52	29,397.81	34,101.05	0.05	4,703.24
13,200.000 SUNCORP GROUP LTD AA6585084	6.35	76,982.00	83,884.09	0.12	6,902.09
8,446.000 NATIONAL AUSTRALIA BANK LTD AA6624602	12.54	105,707.57	105,950.59	0.16	243.02

BNY MELLON

Asset Detail - By Currency

Report ID : IACS0005
Base Currency : USD
Status : FINAL

PARAMETRIC EAFE PI2 - [redacted]

6/30/2020

Shares/Par Security ID Description Link Ref	Price Base	Cost Base	Market Value Base	Percent Of Total	Net Unrealized Gain/Loss Base
4,200.000 NEWCREST MINING LTD AA6637109	21.71	47,872.54	91,175.30	0.14	43,302.76
19,453.000 INCITEC PIVOT LTD AA6673047	1.29	25,420.96	25,112.61	0.04	-308.35
33,648.000 AMP LTD AA6709957	1.28	31,046.05	42,974.13	0.06	11,928.08
13,362.000 QANTAS AIRWAYS LTD AA6710344	2.60	29,728.87	34,775.01	0.05	5,046.14
13,112.000 SANTOS LTD AA6776709	3.65	37,626.60	47,846.34	0.07	10,219.74
2,712.000 SONIC HEALTHCARE LTD AA6821125	20.95	38,308.93	56,819.26	0.08	18,510.33
4,626.000 WESFARMERS LTD AA6948837	30.87	113,758.92	142,783.59	0.21	29,024.67
37,300.000 ALUMINA LTD AA6954983	1.12	34,918.42	41,731.71	0.06	6,813.29
3,499.000 WOODSIDE PETROLEUM LTD AA6979725	14.91	41,965.46	52,156.18	0.08	10,190.72
5,127.000 WOOLWORTHS GROUP LTD AA6981234	25.67	108,615.29	131,596.14	0.20	22,980.85

BNY MELLON

Asset Detail - By Currency

Report ID : IACS0005
Base Currency : USD
Status : FINAL

PARAMETRIC EAFE PI2 - [redacted]

6/30/2020

Shares/Par Security ID Description Link Ref	Price Base	Cost Base	Market Value Base	Percent Of Total	Net Unrealized Gain/Loss Base
7,607.000 DEXUS AAB033YN9	6.33	38,281.30	48,184.26	0.07	9,902.96
11,102.000 GOODMAN GROUP AAB03FYZ5	10.22	41,718.81	113,509.35	0.17	71,790.54
7,347.000 BRAMBLES LTD AAB1FJ0C0	7.48	51,666.33	54,984.91	0.08	3,318.58
2,317.000 MACQUARIE GROUP LTD AAB28YTC2	81.66	112,309.52	189,197.18	0.28	76,887.66
5,029.000 CROWN RESORTS LTD AAB29LCJ2	6.66	30,736.65	33,482.05	0.05	2,745.40
2,741.000 JAMES HARDIE INDUSTRIES PLC AAB60QWJ9	18.95	18,081.23	51,935.15	0.08	33,853.92
3,760.000 TREASURY WINE ESTATES LTD AAB61JC64	7.22	20,195.12	27,130.20	0.04	6,935.08
8,473.000 SYDNEY AIRPORT AAB70DWB3	3.90	30,217.72	33,076.86	0.05	2,859.14
12,851.000 AURIZON HOLDINGS LTD AAB87CVM3	3.39	36,989.33	43,531.73	0.06	6,542.40
933.000 AFTERPAY LTD AABF5L8B9	41.99	36,108.62	39,178.18	0.06	3,069.56

BNY MELLON

Asset Detail - By Currency

Report ID : IACS0005
Base Currency : USD
Status : FINAL

PARAMETRIC EAFE PI2 - [redacted]

6/30/2020

Shares/Par Security ID Description Link Ref	Price Base	Cost Base	Market Value Base	Percent Of Total	Net Unrealized Gain/Loss Base
288.000 ONEMARKET LTD AABFM70D5	0.67	331.98	192.34	0.00	-139.64
39,318.000 SCENTRE GROUP AABLZH0Z7	1.49	53,874.91	58,742.86	0.09	4,867.95
1,765.000 AMPOL LTD AABM91204	20.19	28,321.27	35,629.74	0.05	7,308.47
17,676.000 MEDIBANK PVT LTD AABRTNNQ3	2.06	29,935.30	36,388.08	0.05	6,452.78
4,046.000 AGL ENERGY LTD AABSS7GP7	11.74	42,276.56	47,495.69	0.07	5,219.13
25,144.000 SOUTH32 LTD AABWSW5D2	1.40	30,439.26	35,315.75	0.05	4,876.49
2,000.000 CIMIC GROUP LTD AABX17Q17	16.61	30,140.60	33,213.24	0.05	3,072.64
6,141.000 COLES GROUP LTD AABYWR0T4	11.82	63,268.25	72,596.11	0.11	9,327.86
TOTAL EQUITY AUSTRALIAN DOLLAR		**3,180,352.17**	**4,424,259.75**	**6.59**	**1,243,907.58**
TOTAL ASSETS AUSTRALIAN DOLLAR		**3,191,779.97**	**4,436,085.80**	**6.60**	**1,244,305.83**

DANISH KRONE
CASH & CASH EQUIVALENTS

BNY MELLON

Asset Detail - By Currency

Report ID : IACS0005
Base Currency : USD
Status : FINAL

PARAMETRIC EAFE PI2 - [redacted]

6/30/2020

Shares/Par Security ID	Description Link Ref	Price Base	Cost Base	Market Value Base	Percent Of Total	Net Unrealized Gain/Loss Base
	DIVIDENDS RECEIVABLE RECLAIM		13,249.55	13,124.53	0.02	-125.02
	NON-BASE CURRENCY		463.74	464.48	0.00	0.74
	TOTAL CASH & CASH EQUIVALENTS DANISH KRONE		**13,713.29**	**13,589.01**	**0.02**	**-124.28**
EQUITY						
332.000 SD4169217	CARLSBERG AS	132.10	39,768.83	43,856.75	0.07	4,087.92
33.000 SD4253045	AP MOLLER - MAERSK A/S	1,164.57	28,996.81	38,430.67	0.06	9,433.86
3,856.000 SD4588820	DANSKE BANK A/S	13.30	51,814.62	51,297.51	0.08	-517.11
298.000 SD4595734	GENMAB A/S	334.54	43,241.04	99,693.34	0.15	56,452.30
831.000 SD5964657	VESTAS WIND SYSTEMS A/S	101.78	32,325.13	84,578.30	0.13	52,253.17
1,000.000 SDB1WT5G0	DSV PANALPINA A/S	122.03	18,674.67	122,032.26	0.18	103,357.59
750.000 SDB44XTX3	PANDORA A/S	54.30	23,588.65	40,721.37	0.06	17,132.72

BNY MELLON

Asset Detail - By Currency

Report ID : IACS0005
Base Currency : USD
Status : FINAL

PARAMETRIC EAFE PI2 - [redacted]

6/30/2020

Shares/Par Security ID Description Link Ref	Price Base	Cost Base	Market Value Base	Percent Of Total	Net Unrealized Gain/Loss Base
562.000 CHR HANSEN HOLDING A/S SDB573M10	103.07	41,542.12	57,928.10	0.09	16,385.98
1,000.000 NOVOZYMES A/S SDB798FW3	57.79	26,215.68	57,791.27	0.09	31,575.59
750.000 COLOPLAST A/S SDB8FMRX8	154.91	21,318.35	116,185.32	0.17	94,866.97
1,020.000 AMBU A/S SDBD9G339	31.40	34,373.04	32,032.79	0.05	-2,340.25
9,207.000 NOVO NORDISK A/S SDBHC8X98	64.71	161,651.12	595,767.87	0.89	434,116.75
2,093.000 ISS A/S SDBKJ9RT5	15.82	28,002.27	33,117.34	0.05	5,115.07
1,000.000 ORSTED A/S SDBYT16L1	115.34	34,832.99	115,341.44	0.17	80,508.45
TOTAL EQUITY DANISH KRONE		**586,345.32**	**1,488,774.33**	**2.22**	**902,429.01**
TOTAL ASSETS DANISH KRONE		**600,058.61**	**1,502,363.34**	**2.24**	**902,304.73**
EURO CURRENCY UNIT					
CASH & CASH EQUIVALENTS					
DIVIDENDS RECEIVABLE		31,946.05	31,826.08	0.05	-119.97

BNY MELLON

Asset Detail - By Currency

Report ID : IACS0005
Base Currency : USD
Status : FINAL

PARAMETRIC EAFE PI2 - [redacted]

6/30/2020

Shares/Par Security ID Description Link Ref	Price Base	Cost Base	Market Value Base	Percent Of Total	Net Unrealized Gain/Loss Base
DIVIDENDS RECEIVABLE RECLAIM		103,711.99	101,172.80	0.15	-2,539.19
NON-BASE CURRENCY		32,936.07	32,528.92	0.05	-407.15
FOREIGN TAXES PAYABLE - DIVIDENDS		-4,801.31	-4,791.13	-0.01	10.18
TOTAL CASH & CASH EQUIVALENTS EURO CURRENCY UNIT		**163,792.80**	**160,736.67**	**0.24**	**-3,056.13**
EQUITY					
1,530.000 OMV AG EA4651454	33.42	40,865.67	51,140.16	0.08	10,274.49
2,485.000 VOESTALPINE AG EA4943406	21.50	35,926.89	53,434.23	0.08	17,507.34
1,625.000 ERSTE GROUP BANK AG EA5289833	23.53	42,240.39	38,236.24	0.06	-4,004.15
1,816.000 RAIFFEISEN BANK INTERNATIONAL EAB0704T7	17.81	31,271.10	32,348.70	0.05	1,077.60
29.000 IMMOFINANZ AG EABFZ5BQ0	17.07	0.00	495.08	0.00	495.08
1,883.000 KBC GROUP NV EB4497740	57.35	95,733.52	107,986.36	0.16	12,252.84

BNY MELLON

Asset Detail - By Currency

Report ID : IACS0005
Base Currency : USD
Status : FINAL

PARAMETRIC EAFE PI2 - [redacted]

6/30/2020

Shares/Par Security ID Description Link Ref	Price Base	Cost Base	Market Value Base	Percent Of Total	Net Unrealized Gain/Loss Base
599.000 SOLVAY SA EB4821105	80.04	39,036.60	47,941.37	0.07	8,904.77
740.000 UCB SA EB5596995	115.80	44,386.41	85,689.61	0.13	41,303.20
487.000 GROUPE BRUXELLES LAMBERT SA EB7097323	83.88	33,337.68	40,848.02	0.06	7,510.34
1,110.000 AGEAS SA/NV EBB86S2N3	35.42	38,757.20	39,320.81	0.06	563.61
1,042.000 UMICORE SA EBBF44467	47.07	18,950.42	49,048.21	0.07	30,097.79
4,426.000 ANHEUSER-BUSCH INBEV SA/NV EBBYYHL24	49.27	216,454.46	218,055.63	0.32	1,601.17
1,014.000 ADIDAS AG ED4031974	262.37	56,943.99	266,040.99	0.40	209,097.00
1,818.000 FRESENIUS SE & CO KGAA ED4352099	49.55	55,195.34	90,088.04	0.13	34,892.70
1,176.000 UNITED INTERNET AG ED4354137	42.35	18,245.59	49,808.29	0.07	31,562.70
362.000 HANNOVER RUECK SE ED4511801	172.29	18,317.70	62,369.42	0.09	44,051.72

BNY MELLON

Asset Detail - By Currency

Report ID : IACS0005
Base Currency : USD
Status : FINAL

PARAMETRIC EAFE PI2 - [redacted]

6/30/2020

Shares/Par Security ID Description Link Ref	Price Base	Cost Base	Market Value Base	Percent Of Total	Net Unrealized Gain/Loss Base
1,209.000 GEA GROUP AG ED4557101	31.62	29,215.90	38,224.56	0.06	9,008.66
617.000 CONTINENTAL AG ED4598584	97.89	45,464.08	60,400.45	0.09	14,936.37
6,169.000 DEUTSCHE POST AG ED4617855	36.56	129,869.39	225,529.59	0.34	95,660.20
843.000 MERCK KGAA ED4741846	116.02	56,174.15	97,806.04	0.15	41,631.89
3,208.000 RWE AG ED4768963	34.94	73,659.55	112,091.36	0.17	38,431.81
5,245.000 SAP SE ED4846280	139.63	336,523.95	732,359.39	1.09	395,835.44
5,279.000 E.ON SE ED4942907	11.25	51,243.25	59,380.03	0.09	8,136.78
295.000 HENKEL AG & CO KGAA ED5002461	83.28	15,490.14	24,568.06	0.04	9,077.92
434.000 PUMA SE ED5064727	77.30	23,163.89	33,546.11	0.05	10,382.22
4,845.000 BAYER AG ED5069213	73.89	326,681.54	358,006.93	0.53	31,325.39

BNY MELLON

Asset Detail - By Currency

Report ID : IACS0005
Base Currency : USD
Status : FINAL

PARAMETRIC EAFE PI2 - [redacted]

6/30/2020

Shares/Par Security ID Description Link Ref	Price Base	Cost Base	Market Value Base	Percent Of Total	Net Unrealized Gain/Loss Base
2,944.000 BASF SE ED5086571	56.02	181,970.50	164,930.89	0.25	-17,039.61
708.000 BEIERSDORF AG ED5107401	113.55	56,480.02	80,393.73	0.12	23,913.71
1,271.000 FRESENIUS MEDICAL CARE AG & CO ED5129074	85.70	76,802.94	108,920.05	0.16	32,117.11
2,311.000 ALLIANZ SE ED5231482	204.14	309,235.10	471,776.19	0.70	162,541.09
847.000 MUENCHENER RUECKVERSICHERUNGS- ED5294126	259.90	139,614.18	220,132.68	0.33	80,518.50
190.000 VOLKSWAGEN AG ED5497109	160.95	18,425.63	30,580.01	0.05	12,154.38
2,539.000 DAIMLER AG ED5529026	40.60	81,284.31	103,073.90	0.15	21,789.59
4,580.000 THYSSENKRUPP AG ED5636920	7.09	24,297.59	32,479.39	0.05	8,181.80
3,853.000 SIEMENS AG ED5727976	117.66	375,036.71	453,348.58	0.67	78,311.87
9,055.000 DEUTSCHE BANK AG ED5750358	9.51	60,033.18	86,079.92	0.13	26,046.74

BNY MELLON

Asset Detail - By Currency

Report ID : IACS0005
Base Currency : USD
Status : FINAL

PARAMETRIC EAFE PI2 - [redacted]

6/30/2020

Shares/Par Security ID Description Link Ref	Price Base	Cost Base	Market Value Base	Percent Of Total	Net Unrealized Gain/Loss Base
2,776.000 BAYERISCHE MOTOREN WERKE AG ED5756025	63.82	134,290.88	177,157.06	0.26	42,866.18
20,308.000 DEUTSCHE TELEKOM AG ED5842353	16.79	298,807.23	340,879.46	0.51	42,072.23
6,901.000 INFINEON TECHNOLOGIES AG ED5889503	23.45	67,747.68	161,799.17	0.24	94,051.49
293.000 CARL ZEISS MEDITEC AG ED5922965	97.49	24,834.80	28,564.40	0.04	3,729.60
645.000 DEUTSCHE BOERSE AG ED7021964	180.88	84,253.05	116,669.73	0.17	32,416.68
518.000 WIRECARD AG ED7508929	6.44	57,919.04	3,333.67	0.00	-54,585.37
2,175.000 DEUTSCHE WOHNEN SE EDB0YZ0Z4	44.87	47,816.87	97,591.91	0.15	49,775.04
725.000 SYMRISE AG EDB1JB4K1	116.25	62,677.53	84,278.37	0.13	21,600.84
1,037.000 BRENNTAG AG EDB4YVF55	52.53	39,496.72	54,473.33	0.08	14,976.61
2,056.000 EVONIK INDUSTRIES AG EDB5ZQ9D2	25.39	42,341.64	52,210.93	0.08	9,869.29

BNY MELLON

Asset Detail - By Currency

Report ID : IACS0005
Base Currency : USD
Status : FINAL

PARAMETRIC EAFE PI2 - [redacted]

6/30/2020

Shares/Par Security ID Description Link Ref	Price Base	Cost Base	Market Value Base	Percent Of Total	Net Unrealized Gain/Loss Base
8,671.000 COMMERZBANK AG EDB90LKT5	4.46	30,598.24	38,633.96	0.06	8,035.72
572.000 KION GROUP AG EDBB22L93	61.55	24,498.33	35,205.81	0.05	10,707.48
2,749.000 VONOVIA SE EDBBJPFY6	61.30	96,443.87	168,517.90	0.25	72,074.03
329.000 KNORR-BREMSE AG EDBD2P9X9	101.34	28,765.26	33,341.46	0.05	4,576.20
995.000 SIEMENS HEALTHINEERS AG EDBD594Y5	47.90	35,466.85	47,662.84	0.07	12,195.99
2,812.000 METRO AG EDBD6QT86	9.45	23,812.81	26,580.23	0.04	2,767.42
5,218.000 AROUNDTOWN SA EDBF0CK46	5.73	27,896.06	29,877.32	0.04	1,981.26
692.000 TEAMVIEWER AG EDBJ7WGS9	54.59	35,298.94	37,772.88	0.06	2,473.94
720.000 ZALANDO SE EDBQV0SV6	70.51	30,716.57	50,768.18	0.08	20,051.61
2,213.000 QIAGEN NV EDBYXS699	43.06	52,790.21	95,295.26	0.14	42,505.05

BNY MELLON

Asset Detail - By Currency

Report ID : IACS0005
Base Currency : USD
Status : FINAL

PARAMETRIC EAFE PI2 - [redacted]

6/30/2020

Shares/Par Security ID Description Link Ref	Price Base	Cost Base	Market Value Base	Percent Of Total	Net Unrealized Gain/Loss Base
1,463.000 UNIPER SE EDBZ6CZ40	32.23	39,998.97	47,158.93	0.07	7,159.96
1,242.000 DELIVERY HERO SE EDBZCNB45	102.16	45,044.44	126,884.86	0.19	81,840.42
1,619.000 ENDESA SA EE5271783	24.63	32,258.74	39,877.07	0.06	7,618.33
8,166.000 BANKINTER SA EE5474007	4.77	31,214.59	38,933.62	0.06	7,719.03
28,332.000 BANCO BILBAO VIZCAYA ARGENTARI EE5501908	3.44	84,158.09	97,499.81	0.15	13,341.72
3,506.000 NATURGY ENERGY GROUP SA EE5650424	18.60	63,716.67	65,229.06	0.10	1,512.39
7,981.000 REPSOL SA EE5669358	8.74	63,780.47	69,792.62	0.10	6,012.15
44,612.000 BANCO SANTANDER SA EE5705947	2.44	122,178.76	108,955.42	0.16	-13,223.34
25,546.000 TELEFONICA SA EE5732529	4.77	125,451.62	121,854.88	0.18	-3,596.74
1,243.000 ENAGAS SA EE7383073	24.43	25,592.12	30,364.64	0.05	4,772.52

BNY MELLON

Asset Detail - By Currency

Report ID : IACS0005
Base Currency : USD
Status : FINAL

PARAMETRIC EAFE PI2 - [redacted]

6/30/2020

Shares/Par Security ID Description Link Ref	Price Base	Cost Base	Market Value Base	Percent Of Total	Net Unrealized Gain/Loss Base
1,708.000 SIEMENS GAMESA RENEWABLE ENERG EEB01CP25	17.72	23,473.02	30,271.41	0.05	6,798.39
1,350.000 ACS ACTIVIDADES DE CONSTRUCCIO EEB01FLQ9	25.20	29,728.35	34,024.71	0.05	4,296.36
3,186.000 FERROVIAL SA EEB038516	26.62	42,704.29	84,807.03	0.13	42,102.74
15,016.000 MAPFRE SA EEB1G40S5	1.78	25,433.65	26,714.50	0.04	1,280.85
66,515.000 BANCO DE SABADELL SA EEB1X8QN0	0.35	33,583.68	23,091.73	0.03	-10,491.95
15,830.000 CAIXABANK SA EEB283W91	2.13	34,741.41	33,789.88	0.05	-951.53
29,049.000 IBERDROLA SA EEB288C92	11.59	194,611.20	336,704.29	0.50	142,093.09
2,403.000 AMADEUS IT GROUP SA EEB3MSM24	52.09	69,199.82	125,176.35	0.19	55,976.53
9,521.000 INTERNATIONAL CONSOLIDATED AIR EEB5282K7	2.75	47,583.28	26,156.33	0.04	-21,426.95
1,860.000 RED ELECTRICA CORP SA EEBD6FXN0	18.65	24,956.17	34,688.82	0.05	9,732.65

BNY MELLON

Asset Detail - By Currency

Report ID : IACS0005
Base Currency : USD
Status : FINAL

PARAMETRIC EAFE PI2 - [redacted]

6/30/2020

Shares/Par Security ID Description Link Ref	Price Base	Cost Base	Market Value Base	Percent Of Total	Net Unrealized Gain/Loss Base
1,350.000 ACS ACTIVIDADES DE CONSTRUCCIO EEBLB2XX3 RTS	1.56	2,131.32	2,105.32	0.00	-26.00
7,981.000 REPSOL SA EEBMVLS21 RTS	0.49	4,216.16	3,884.04	0.01	-332.12
25,546.000 TELEFONICA SA EEBMX0BW7 RTS	0.20	5,447.11	5,023.96	0.01	-423.15
5,747.000 INDUSTRIA DE DISENO TEXTIL SA EEBP9DL99	26.47	89,872.61	152,138.29	0.23	62,265.68
306.000 AENA SME SA EEBVRZ8L5	133.32	30,299.72	40,795.28	0.06	10,495.56
672.000 CELLNEX TELECOM SA EEBX90C09	60.92	34,312.94	40,938.01	0.06	6,625.07
2,390.000 GRIFOLS SA EEBYY3DX0	30.36	16,018.71	72,557.40	0.11	56,538.69
1,253.000 BOUYGUES SA EF4002129	34.15	37,073.49	42,796.20	0.06	5,722.71
2,744.000 AIRBUS SE EF4012250	71.34	107,150.15	195,763.79	0.29	88,613.64
3,972.000 VEOLIA ENVIRONNEMENT SA EF4031870	22.49	71,153.01	89,312.26	0.13	18,159.25

BNY MELLON

Asset Detail - By Currency

Report ID : IACS0005
Base Currency : USD
Status : FINAL

PARAMETRIC EAFE PI2 - [redacted]

6/30/2020

Shares/Par Security ID Description Link Ref	Price Base	Cost Base	Market Value Base	Percent Of Total	Net Unrealized Gain/Loss Base
1,298.000 L'OREAL SA EF4057800	320.88	180,974.78	416,507.37	0.62	235,532.59
1,390.000 LVMH MOET HENNESSY LOUIS VUITT EF4061414	438.59	241,187.12	609,640.20	0.91	368,453.08
449.000 THALES SA EF4162790	80.73	18,082.98	36,248.68	0.05	18,165.70
988.000 CAPGEMINI SE EF4163434	114.51	61,688.64	113,131.08	0.17	51,442.44
1,084.000 CASINO GUICHARD PERRACHON SA EF4178416	36.95	36,993.68	40,055.57	0.06	3,061.89
241.000 INGENICO GROUP SA EF4196897	159.49	27,045.55	38,436.44	0.06	11,390.89
905.000 FAURECIA SE EF4400448	39.05	32,270.53	35,341.99	0.05	3,071.46
1,016.000 CIE GENERALE DES ETABLISSEMENT EF4588366	103.71	80,749.45	105,371.06	0.16	24,621.61
1,084.000 PERNOD RICARD SA EF4682326	157.30	105,861.28	170,510.12	0.25	64,648.84
2,827.000 RENAULT SA EF4712792	25.36	52,610.88	71,694.78	0.11	19,083.90

BNY MELLON

Asset Detail - By Currency

Report ID : IACS0005
Base Currency : USD
Status : FINAL

PARAMETRIC EAFE PI2 - [redacted]

6/30/2020

Shares/Par Security ID Description Link Ref	Price Base	Cost Base	Market Value Base	Percent Of Total	Net Unrealized Gain/Loss Base
268.000 REMY COINTREAU SA EF4741718	136.13	24,914.77	36,481.71	0.05	11,566.94
230.000 SEB SA EF4792133	165.22	25,576.65	37,999.53	0.06	12,422.88
2,879.000 SCHNEIDER ELECTRIC SE EF4834109	111.06	180,880.05	319,733.31	0.48	138,853.26
3,765.000 VIVENDI SA EF4834778	25.65	70,097.93	96,582.59	0.14	26,484.66
4,033.000 ORANGE SA EF5176179	11.96	43,099.03	48,218.28	0.07	5,119.25
159.000 HERMES INTERNATIONAL EF5253978	835.40	53,363.59	132,828.44	0.20	79,464.85
616.000 DASSAULT SYSTEMES SE EF5330040	172.52	18,588.80	106,269.76	0.16	87,680.96
445.000 KERING SA EF5505070	543.89	70,536.55	242,029.00	0.36	171,492.45
2,924.000 CNP ASSURANCES EF5543980	11.51	29,751.88	33,661.93	0.05	3,910.05
580.000 ATOS SE EF5654787	85.25	38,529.83	49,443.31	0.07	10,913.48

BNY MELLON

Asset Detail - By Currency

Report ID : IACS0005
Base Currency : USD
Status : FINAL

PARAMETRIC EAFE PI2 - [redacted]

6/30/2020

Shares/Par Security ID Description Link Ref	Price Base	Cost Base	Market Value Base	Percent Of Total	Net Unrealized Gain/Loss Base
5,698.000 SANOFI EF5671732	101.81	447,857.73	580,133.59	0.86	132,275.86
1,211.000 ACCOR SA EF5852845	27.19	30,349.52	32,928.86	0.05	2,579.34
1,631.000 NOKIA OYJ EF5946456	4.35	11,796.39	7,092.04	0.01	-4,704.35
5,032.000 STMICROELECTRONICS NV EF5962339	27.18	52,354.71	136,770.92	0.20	84,416.21
5,510.000 SOCIETE GENERALE SA EF5966512	16.62	80,387.60	91,590.64	0.14	11,203.04
58.000 EUROFINS SCIENTIFIC SE EF5972643	627.39	28,868.62	36,388.71	0.05	7,520.09
165.000 TELEPERFORMANCE EF5999331	253.72	32,498.34	41,863.73	0.06	9,365.39
409.000 EURAZEO SE EF7042395	51.24	18,013.03	20,956.38	0.03	2,943.35
555.000 SODEXO SA EF7062716	67.61	34,591.62	37,525.56	0.06	2,933.94
9,944.000 AXA SA EF7088422	20.90	173,364.65	207,870.05	0.31	34,505.40

BNY MELLON

Asset Detail - By Currency

Report ID : IACS0005
Base Currency : USD
Status : FINAL

PARAMETRIC EAFE PI2 - [redacted]

6/30/2020

Shares/Par Security ID Description Link Ref	Price Base	Cost Base	Market Value Base	Percent Of Total	Net Unrealized Gain/Loss Base
2,117.000 PEUGEOT SA EF7103528	16.26	30,940.61	34,429.22	0.05	3,488.61
1,290.000 JCDECAUX SA EF7136668	18.59	24,974.94	23,978.69	0.04	-996.25
1,494.000 ESSILORLUXOTTICA SA EF7212477	128.32	130,390.59	191,709.91	0.29	61,319.32
13,856.000 CREDIT AGRICOLE SA EF7262613	9.47	104,709.42	131,159.63	0.20	26,450.21
3,196.000 BNP PARIBAS SA EF7309687	39.73	117,353.97	126,963.71	0.19	9,609.74
1,354.000 CIE DE SAINT-GOBAIN EF7380480	36.00	45,234.61	48,739.88	0.07	3,505.27
376.000 WENDEL SE EF7390117	95.30	28,731.76	35,832.53	0.05	7,100.77
1,422.000 KLEPIERRE SA EF7582556	19.92	25,714.86	28,324.91	0.04	2,610.05
274.000 GECINA SA EF7742465	123.55	33,873.46	33,851.74	0.05	-21.72
526.000 COVIVIO EF7745633	72.44	30,875.56	38,105.11	0.06	7,229.55

BNY MELLON

Asset Detail - By Currency

Report ID : IACS0005
Base Currency : USD
Status : FINAL

PARAMETRIC EAFE PI2 - [redacted]

6/30/2020

Shares/Par Security ID Description Link Ref	Price Base	Cost Base	Market Value Base	Percent Of Total	Net Unrealized Gain/Loss Base
1,367.000 SAFRAN SA EFB058TZ0	100.21	61,904.21	136,983.57	0.20	75,079.36
7,953.000 ENGIE SA EFB0C2CQ3	12.35	97,769.72	98,256.53	0.15	486.81
2,714.000 EUTELSAT COMMUNICATIONS SA EFB0M7KJ8	9.22	26,456.19	25,025.96	0.04	-1,430.23
3,604.000 ELECTRICITE DE FRANCE SA EFB0NJJ12	9.22	33,513.14	33,232.71	0.05	-280.43
565.000 ARKEMA SA EFB0Z5YZ7	95.62	35,962.32	54,028.12	0.08	18,065.80
1,695.000 LEGRAND SA EFB11ZRK7	75.95	79,567.49	128,730.85	0.19	49,163.36
497.000 EIFFAGE SA EFB13X011	91.42	29,198.03	45,437.93	0.07	16,239.90
10,053.000 TOTAL SE EFB15C551	38.16	488,138.43	383,612.65	0.57	-104,525.78
338.000 AEROPORTS DE PARIS EFB164FY4	102.66	28,788.00	34,697.70	0.05	5,909.70
398.000 UBISOFT ENTERTAINMENT SA EFB1L3CS5	82.44	29,729.83	32,810.81	0.05	3,080.98

BNY MELLON

Asset Detail - By Currency

Report ID : IACS0005
Base Currency : USD
Status : FINAL

PARAMETRIC EAFE PI2 - [redacted]

6/30/2020

Shares/Par Security ID Description Link Ref	Price Base	Cost Base	Market Value Base	Percent Of Total	Net Unrealized Gain/Loss Base
2,972.000 VINCI SA EFB1XH021	92.10	183,385.61	273,716.15	0.41	90,330.54
2,530.000 DANONE SA EFB1Y9TB7	69.14	156,824.42	174,927.02	0.26	18,102.60
2,455.000 AIR LIQUIDE SA EFB1YXBJ6	144.21	206,998.78	354,041.59	0.53	147,042.81
1,924.000 BUREAU VERITAS SA EFB28DTJ8	21.09	29,036.40	40,582.46	0.06	11,546.06
2,035.000 GETLINK SE EFB292JQ6	14.42	24,327.02	29,347.24	0.04	5,020.22
2,934.000 SUEZ SA EFB3B8D01	11.72	32,658.78	34,386.69	0.05	1,727.91
2,150.000 EDENRED EFB62G1B5	43.72	43,663.65	94,007.09	0.14	50,343.44
1,617.000 VALEO SA EFBDC5ST5	26.24	27,197.37	42,424.88	0.06	15,227.51
436.000 BIOMERIEUX EFBF0LBX7	137.36	29,134.90	59,889.50	0.09	30,754.60
513.000 UNIBAIL-RODAMCO-WESTFIELD EFBF2PQ02	56.34	34,009.55	28,900.99	0.04	-5,108.56

BNY MELLON

Asset Detail - By Currency

Report ID : IACS0005
Base Currency : USD
Status : FINAL

PARAMETRIC EAFE PI2 - [redacted]

6/30/2020

Shares/Par Security ID Description Link Ref	Price Base	Cost Base	Market Value Base	Percent Of Total	Net Unrealized Gain/Loss Base
551.000 WORLDLINE SA/FRANCE EFBNFWR47	86.57	35,228.44	47,701.39	0.07	12,472.95
150.000 SARTORIUS STEDIM BIOTECH EFBYZ2QP1	252.71	29,651.45	37,906.31	0.06	8,254.86
760.000 AMUNDI SA EFBYZR017	78.28	39,917.84	59,495.50	0.09	19,577.66
2,283.000 ASSICURAZIONI GENERALI SPA EI4056715	15.13	32,254.74	34,539.12	0.05	2,284.38
64,077.000 INTESA SANPAOLO SPA EI4076838	1.91	96,898.65	122,604.83	0.18	25,706.18
4,949.000 MEDIOBANCA BANCA DI CREDITO FI EI4574816	7.18	26,819.51	35,518.62	0.05	8,699.11
43,914.000 ENEL SPA EI7144567	8.62	204,069.63	378,694.38	0.56	174,624.75
17,297.000 ENI SPA EI7145051	9.54	152,256.64	164,936.30	0.25	12,679.66
10,544.000 SNAM SPA EI7251479	4.87	43,993.16	51,325.37	0.08	7,332.21
7,576.000 TENARIS SA EI7538511	6.46	39,309.86	48,909.64	0.07	9,599.78

BNY MELLON

Asset Detail - By Currency

Report ID : IACS0005
Base Currency : USD
Status : FINAL

PARAMETRIC EAFE PI2 - [redacted]

6/30/2020

Shares/Par Security ID Description Link Ref	Price Base	Cost Base	Market Value Base	Percent Of Total	Net Unrealized Gain/Loss Base
100,025.000 TELECOM ITALIA SPA/MILANO EI7634393	0.39	38,605.74	39,286.37	0.06	680.63
3,071.000 ATLANTIA SPA EI7667161	16.06	42,154.17	49,323.47	0.07	7,169.30
13,546.000 TERNA RETE ELETTRICA NAZIONALE EIB01BN53	6.87	60,064.93	93,080.42	0.14	33,015.49
866.000 RECORDATI SPA EIB07DRZ3	49.92	29,168.60	43,234.20	0.06	14,065.60
4,238.000 LEONARDO SPA EIB0DJNG9	6.63	27,919.36	28,083.47	0.04	164.11
586.000 FERRARI NV EIBD6G500	170.55	36,106.16	99,942.49	0.15	63,836.33
881.000 MONCLER SPA EIBGLP233	38.23	30,675.72	33,682.41	0.05	3,006.69
4,263.000 FINECOBANK BANCA FINECO SPA EIBNGN9Z1	13.49	32,729.96	57,527.69	0.09	24,797.73
7,174.000 FIAT CHRYSLER AUTOMOBILES NV EIBRJFWP2	10.05	57,785.58	72,066.09	0.11	14,280.51
12,167.000 UNICREDIT SPA EIBYMXPS6	9.20	108,382.19	111,892.02	0.17	3,509.83

BNY MELLON

Asset Detail - By Currency

Report ID : IACS0005
Base Currency : USD
Status : FINAL

PARAMETRIC EAFE PI2 - [redacted]

6/30/2020

Shares/Par Security ID Description Link Ref	Price Base	Cost Base	Market Value Base	Percent Of Total	Net Unrealized Gain/Loss Base
727.000 EXOR NV EIBYSLCX9	57.10	29,454.72	41,512.39	0.06	12,057.67
3,732.000 DAVIDE CAMPARI-MILANO SPA EIBZ4CMZ6	8.42	23,069.93	31,436.97	0.05	8,367.04
1,670.000 WOLTERS KLUWER NV EN5671511	78.08	63,450.27	130,395.92	0.19	66,945.65
704.000 KONINKLIJKE VOPAK NV EN5809426	52.88	32,243.93	37,226.04	0.06	4,982.11
27,526.000 AEGON NV EN5927376	2.98	54,734.37	82,019.69	0.12	27,285.32
16,609.000 KONINKLIJKE KPN NV EN5956078	2.65	36,362.20	44,024.38	0.07	7,662.18
3,461.000 KONINKLIJKE PHILIPS NV EN5986620	46.63	117,580.90	161,397.46	0.24	43,816.56
1,002.000 HEINEKEN NV EN7792554	92.17	51,537.24	92,350.02	0.14	40,812.78
429.000 HEINEKEN HOLDING NV ENB0CCH48	81.82	29,205.23	35,101.41	0.05	5,896.18
1,096.000 KONINKLIJKE DSM NV ENB0HZL96	138.37	75,421.18	151,655.80	0.23	76,234.62

BNY MELLON

Asset Detail - By Currency

Report ID : IACS0005
Base Currency : USD
Status : FINAL

PARAMETRIC EAFE PI2 - [redacted]

6/30/2020

Shares/Par Security ID Description Link Ref	Price Base	Cost Base	Market Value Base	Percent Of Total	Net Unrealized Gain/Loss Base
6,983.000 UNILEVER NV ENB1527V7	53.07	218,478.94	370,579.69	0.55	152,100.75
2,191.000 ASML HOLDING NV ENB929F49	367.16	152,397.33	804,442.60	1.20	652,045.27
7,548.000 KONINKLIJKE AHOLD DELHAIZE NV ENBD0Q396	27.25	116,685.04	205,665.03	0.31	88,979.99
1,236.000 AKZO NOBEL NV ENBJ2KSG1	89.56	82,827.83	110,696.14	0.16	27,868.31
3,294.000 PROSUS NV ENBJDS7L4	92.93	233,080.01	306,109.55	0.46	73,029.54
2,743.000 NN GROUP NV ENBNG8PQ5	33.58	70,502.90	92,115.93	0.14	21,613.03
6,863.000 ALTICE EUROPE NV ENBYT3416	3.86	22,035.78	26,477.60	0.04	4,441.82
5,151.000 RELX PLC ENBYWLC62	23.14	44,121.37	119,178.12	0.18	75,056.75
73.000 ADYEN NV ENBZ1HM46	1,455.04	92,165.42	106,217.98	0.16	14,052.56
14,377.000 ING GROEP NV ENBZ57394	6.96	75,702.16	100,082.38	0.15	24,380.22

BNY MELLON

Asset Detail - By Currency

Report ID : IACS0005
Base Currency : USD
Status : FINAL

PARAMETRIC EAFE PI2 - [redacted]

6/30/2020

Shares/Par Security ID Description Link Ref	Price Base	Cost Base	Market Value Base	Percent Of Total	Net Unrealized Gain/Loss Base
4,636.000 BANCO ESPIRITO SANTO SA EP4058061	0.00	12,190.60	0.00	0.00	-12,190.60
12,293.000 EDP - ENERGIAS DE PORTUGAL SA EP4103594	4.77	46,835.36	58,679.25	0.09	11,843.89
2,739.000 GALP ENERGIA SGPS SA EPB1FW752	11.56	30,569.33	31,670.59	0.05	1,101.26
2,224.000 JERONIMO MARTINS SGPS SA EPB1Y1SQ0	17.50	31,738.34	38,929.55	0.06	7,191.21
4,109.000 CRH PLC EZ4182240	34.26	105,143.06	140,758.21	0.21	35,615.15
480.000 KINGSPAN GROUP PLC EZ4491237	64.41	24,586.63	30,918.07	0.05	6,331.44
627.000 KERRY GROUP PLC EZ4519573	123.88	22,054.17	77,674.92	0.12	55,620.75
1,500.000 SMURFIT KAPPA GROUP PLC EZB1RR824	33.42	38,790.37	50,137.42	0.07	11,347.05
712.000 FLUTTER ENTERTAINMENT PLC EZBWT6H87	131.41	71,777.57	93,562.89	0.14	21,785.32
3,562.000 RYANAIR HOLDINGS PLC EZBYTBXV3	11.97	19,862.28	42,627.04	0.06	22,764.76

BNY MELLON

Asset Detail - By Currency

Report ID : IACS0005
Base Currency : USD
Status : FINAL

PARAMETRIC EAFE PI2 - [redacted]

6/30/2020

Shares/Par Security ID Description Link Ref	Price Base	Cost Base	Market Value Base	Percent Of Total	Net Unrealized Gain/Loss Base
2,717.000 UPM-KYMMENE OYJ SF5051252	28.89	42,674.11	78,487.11	0.12	35,813.00
4,016.000 STORA ENSO OYJ SF5072670	11.94	32,755.28	47,947.36	0.07	15,192.08
2,133.000 SAMPO OYJ SF5226037	34.39	58,388.58	73,355.69	0.11	14,967.11
1,768.000 FORTUM OYJ SF5579559	18.99	28,558.37	33,568.75	0.05	5,010.38
878.000 ELISA OYJ SF5701518	60.81	28,715.42	53,388.85	0.08	24,673.43
912.000 NELES OYJ SF5713422	32.76	23,004.63	29,879.20	0.04	6,874.57
28,353.000 NOKIA OYJ SF5902942	4.37	120,986.12	123,828.01	0.18	2,841.89
3,105.000 NESTE OYJ SFB06YV43	39.10	18,307.92	121,395.72	0.18	103,087.80
1,611.000 KONE OYJ SFB09M9D1	68.76	59,272.57	110,771.14	0.16	51,498.57
1,119.000 ORION OYJ SFB17NY41	48.36	30,466.09	54,118.02	0.08	23,651.93

BNY MELLON

Asset Detail - By Currency

Report ID : IACS0005
Base Currency : USD
Status : FINAL

PARAMETRIC EAFE PI2 - [redacted]

6/30/2020

Shares/Par Security ID Description Link Ref	Price Base	Cost Base	Market Value Base	Percent Of Total	Net Unrealized Gain/Loss Base
180.000 NORDEA BANK ABP SFBFM0SV0	6.91	1,140.99	1,242.92	0.00	101.93
TOTAL EQUITY EURO CURRENCY UNIT		**14,186,702.77**	**21,237,200.70**	**31.62**	**7,050,497.93**
PREFERRED SECURITIES					
881.000 FUCHS PETROLUB SE ED4354350	40.14	30,204.85	35,364.56	0.05	5,159.71
765.000 HENKEL AG & CO KGAA ED5076705	93.09	47,760.76	71,211.30	0.11	23,450.54
719.000 VOLKSWAGEN AG ED5497166	151.56	95,937.20	108,970.10	0.16	13,032.90
250.000 BAYERISCHE MOTOREN WERKE AG ED5756033	48.50	9,010.33	12,124.40	0.02	3,114.07
133.000 SARTORIUS AG ED5843328	328.63	42,080.25	43,708.28	0.07	1,628.03
840.000 PORSCHE AUTOMOBIL HOLDING SE ED7101063	57.46	37,690.18	48,266.70	0.07	10,576.52
TOTAL PREFERRED SECURITIES EURO CURRENCY UNIT		**262,683.57**	**319,645.34**	**0.48**	**56,961.77**
TOTAL ASSETS EURO CURRENCY UNIT		**14,613,179.14**	**21,717,582.71**	**32.33**	**7,104,403.57**
HONG KONG DOLLAR					
CASH & CASH EQUIVALENTS					
DIVIDENDS RECEIVABLE		5,189.64	5,189.60	0.01	-0.04

BNY MELLON

Asset Detail - By Currency

Report ID : IACS0005
Base Currency : USD
Status : FINAL

PARAMETRIC EAFE PI2 - [redacted]

6/30/2020

Shares/Par Security ID Description Link Ref	Price Base	Cost Base	Market Value Base	Percent Of Total	Net Unrealized Gain/Loss Base
NON-BASE CURRENCY		12,713.92	12,713.45	0.02	-0.47
TOTAL CASH & CASH EQUIVALENTS HONG KONG DOLLAR		**17,903.56**	**17,903.05**	**0.03**	**-0.51**
EQUITY					
19,000.000 HANG LUNG PROPERTIES LTD FH6030503 HK/00101	2.37	35,259.44	45,009.00	0.07	9,749.56
12,000.000 CLP HOLDINGS LTD FH6097015 HK/00002	9.81	90,440.65	117,670.59	0.18	27,229.94
5,900.000 HONG KONG EXCHANGES & CLEARING FH6267352 HK/00388	42.58	119,901.67	251,211.22	0.37	131,309.55
6,500.000 MTR CORP LTD FH6290057 HK/00066	5.18	24,721.83	33,672.24	0.05	8,950.41
3,300.000 HANG SENG BANK LTD FH6408378 HK/00011	16.79	46,362.45	55,394.20	0.08	9,031.75
9,883.000 HENDERSON LAND DEVELOPMENT CO FH6420530 HK/00012	3.79	35,839.84	37,489.46	0.06	1,649.62
52,592.000 HONG KONG & CHINA GAS CO LTD FH6436551 HK/00003	1.55	52,774.63	81,428.05	0.12	28,653.42
13,000.000 GALAXY ENTERTAINMENT GROUP LTD FH6465873 HK/00027	6.81	40,096.82	88,478.73	0.13	48,381.91

BNY MELLON

Asset Detail - By Currency

Report ID : IACS0005
Base Currency : USD
Status : FINAL

PARAMETRIC EAFE PI2 - [redacted]

6/30/2020

Shares/Par Security ID Description Link Ref	Price Base	Cost Base	Market Value Base	Percent Of Total	Net Unrealized Gain/Loss Base
34,000.000 BOC HONG KONG HOLDINGS LTD FH6536111 HK/02388	3.18	94,345.51	108,135.66	0.16	13,790.15
2,500.000 SUN HUNG KAI PROPERTIES LTD FH6859927 HK/00016	12.77	32,259.87	31,917.50	0.05	-342.37
12,000.000 WHEELOCK & CO LTD FH6981481 HK/00020	7.91	45,850.00	94,910.62	0.14	49,060.62
10,000.000 TECHTRONIC INDUSTRIES CO LTD FHB0190C9 HK/00669	9.78	31,371.90	97,800.77	0.15	66,428.87
14,140.000 LINK REIT FHB0PB4M2 HK/00823	8.17	61,253.71	115,576.39	0.17	54,322.68
64,600.000 AIA GROUP LTD FHB4TX8S5 HK/01299	9.33	251,252.20	602,620.49	0.90	351,368.29
21,000.000 HKT TRUST & HKT LTD FHB4TXDZ3 HK/06823	1.46	28,319.13	30,725.96	0.05	2,406.83
19,200.000 SANDS CHINA LTD FHB5B23W5 HK/01928	3.92	50,040.93	75,309.18	0.11	25,268.25
4,100.000 SWIRE PROPERTIES LTD FHB67C2G2 HK/01972	2.54	9,595.32	10,410.75	0.02	815.43
7,000.000 WHARF REAL ESTATE INVESTMENT C FHBF0GWS1 HK/01997	4.77	30,389.09	33,417.41	0.05	3,028.32

BNY MELLON

Asset Detail - By Currency

Report ID : IACS0005
Base Currency : USD
Status : FINAL

PARAMETRIC EAFE PI2 - [redacted]

6/30/2020

Shares/Par Security ID Description Link Ref	Price Base	Cost Base	Market Value Base	Percent Of Total	Net Unrealized Gain/Loss Base
9,400.000 BUDWEISER BREWING CO APAC LTD FHBKDXJH8 HK/01876	2.91	26,964.66	27,349.38	0.04	384.72
38,500.000 WH GROUP LTD FHBLLHKZ0 HK/00288	0.86	29,092.31	32,983.89	0.05	3,891.58
6,500.000 NEW WORLD DEVELOPMENT CO LTD FHBMX0K58 HK/02909	4.75	30,603.50	30,862.72	0.05	259.22
14,840.000 CK ASSET HOLDINGS LTD FHBYZQ071 HK/01113	5.96	66,914.93	88,460.41	0.13	21,545.48
TOTAL EQUITY HONG KONG DOLLAR		**1,233,650.39**	**2,090,834.62**	**3.11**	**857,184.23**
TOTAL ASSETS HONG KONG DOLLAR		**1,251,553.95**	**2,108,737.67**	**3.14**	**857,183.72**
ISRAELI SHEKEL					
CASH & CASH EQUIVALENTS					
NON-BASE CURRENCY		707.01	767.51	0.00	60.50
EQUITY					
5,939.000 BANK HAPOALIM BM FZ6075805	5.95	27,261.28	35,315.34	0.05	8,054.06
8,105.000 ISRAEL DISCOUNT BANK LTD FZ6451279	3.03	24,819.70	24,589.35	0.04	-230.35
635.000 NICE LTD FZ6647132	186.34	18,153.41	118,323.44	0.18	100,170.03

BNY MELLON

Asset Detail - By Currency

Report ID : IACS0005
Base Currency : USD
Status : FINAL

PARAMETRIC EAFE PI2 - [redacted]

6/30/2020

Shares/Par Security ID Description Link Ref	Price Base	Cost Base	Market Value Base	Percent Of Total	Net Unrealized Gain/Loss Base
1,898.000 MIZRAHI TEFAHOT BANK LTD FZ6916701	18.67	33,422.06	35,437.89	0.05	2,015.83
293.000 ISRACARD LTD FZBJ0CJC2	2.27	958.22	665.59	0.00	-292.63
TOTAL EQUITY ISRAELI SHEKEL		**104,614.67**	**214,331.61**	**0.32**	**109,716.94**
TOTAL ASSETS ISRAELI SHEKEL		**105,321.68**	**215,099.12**	**0.32**	**109,777.44**
JAPANESE YEN					
CASH & CASH EQUIVALENTS					
DIVIDENDS RECEIVABLE		22,630.27	22,620.48	0.03	-9.79
DIVIDENDS RECEIVABLE RECLAIM		14,883.17	15,159.76	0.02	276.59
NON-BASE CURRENCY		106,367.99	105,739.71	0.16	-628.28
FOREIGN TAXES PAYABLE - DIVIDENDS		-2,390.07	-2,389.01	-0.00	1.06
TOTAL CASH & CASH EQUIVALENTS JAPANESE YEN		**141,491.36**	**141,130.94**	**0.21**	**-360.42**
EQUITY					
3,000.000 AJINOMOTO CO INC FJ6010907	16.61	29,769.06	49,830.84	0.07	20,061.78
3,100.000 ALPS ALPINE CO LTD FJ6021508	12.79	32,696.98	39,653.33	0.06	6,956.35

BNY MELLON

Asset Detail - By Currency

Report ID : IACS0005
Base Currency : USD
Status : FINAL

PARAMETRIC EAFE PI2 - [redacted]

6/30/2020

Shares/Par Security ID Description Link Ref	Price Base	Cost Base	Market Value Base	Percent Of Total	Net Unrealized Gain/Loss Base
7,700.000 ACOM CO LTD FJ6049780	3.81	21,733.06	29,334.01	0.04	7,600.95
2,000.000 ASAHI GROUP HOLDINGS LTD FJ6054400	35.00	41,787.09	70,000.46	0.10	28,213.37
6,000.000 ASAHI KASEI CORP FJ6054608	8.12	32,835.39	48,696.30	0.07	15,860.91
1,600.000 BANK OF KYOTO LTD/THE FJ6075751	35.41	46,275.97	56,652.92	0.08	10,376.95
12,200.000 Z HOLDINGS CORP FJ6084845	4.88	52,637.48	59,481.85	0.09	6,844.37
3,000.000 NTT DATA CORP FJ6125630	11.11	19,803.45	33,341.06	0.05	13,537.61
9,300.000 NTT DOCOMO INC FJ6129277	26.71	160,666.85	248,436.76	0.37	87,769.91
3,500.000 BRIDGESTONE CORP FJ6132107	32.15	69,915.20	112,541.13	0.17	42,625.93
300.000 OBIC CO LTD FJ6136744	174.91	40,458.78	52,472.54	0.08	12,013.76
1,500.000 BROTHER INDUSTRIES LTD FJ6146503	18.00	18,190.42	27,000.97	0.04	8,810.55

BNY MELLON

Asset Detail - By Currency

Report ID : IACS0005
Base Currency : USD
Status : FINAL

PARAMETRIC EAFE PI2 - [redacted]

6/30/2020

Shares/Par Security ID Description Link Ref	Price Base	Cost Base	Market Value Base	Percent Of Total	Net Unrealized Gain/Loss Base
1,600.000 CANON INC FJ6172327	19.78	36,152.59	31,655.93	0.05	-4,496.66
800.000 CENTRAL JAPAN RAILWAY CO FJ6183555	154.70	69,685.41	123,761.41	0.18	54,076.00
200.000 KOSE CORP FJ6194461	120.13	23,440.93	24,025.58	0.04	584.65
3,100.000 CHUGOKU ELECTRIC POWER CO INC/ FJ6195906	13.36	33,563.10	41,406.13	0.06	7,843.03
3,600.000 CHUGAI PHARMACEUTICAL CO LTD FJ6196409	53.44	50,462.09	192,371.50	0.29	141,909.41
700.000 CYBERAGENT INC FJ6220506	49.03	25,182.91	34,323.58	0.05	9,140.67
4,600.000 RAKUTEN INC FJ6229598	8.79	32,383.57	40,420.82	0.06	8,037.25
8,100.000 KDDI CORP FJ6248994	29.98	76,280.94	242,808.54	0.36	166,527.60
700.000 DAIFUKU CO LTD FJ6250024	87.32	32,767.42	61,120.64	0.09	28,353.22
400.000 DAITO TRUST CONSTRUCTION CO LT FJ6250503	91.85	19,398.86	36,739.12	0.05	17,340.26

BNY MELLON

Asset Detail - By Currency

Report ID : IACS0005
Base Currency : USD
Status : FINAL

PARAMETRIC EAFE PI2 - [redacted]

6/30/2020

Shares/Par Security ID Description Link Ref	Price Base	Cost Base	Market Value Base	Percent Of Total	Net Unrealized Gain/Loss Base
4,200.000 DAICEL CORP FJ6250545	7.72	31,782.09	32,428.97	0.05	646.88
1,200.000 DAIKIN INDUSTRIES LTD FJ6250727	160.68	58,359.65	192,816.42	0.29	134,456.77
1,000.000 DAI NIPPON PRINTING CO LTD FJ6250909	22.89	20,170.57	22,885.48	0.03	2,714.91
3,000.000 DAIWA HOUSE INDUSTRY CO LTD FJ6251360	23.56	33,953.32	70,686.38	0.11	36,733.06
200.000 LAWSON INC FJ6266913	50.15	8,549.55	10,029.20	0.01	1,479.65
700.000 OTSUKA CORP FJ6267051	52.65	27,933.15	36,854.06	0.05	8,920.91
5,000.000 MITSUBISHI UFJ LEASE & FINANCE FJ6268976	4.73	18,046.68	23,636.28	0.04	5,589.60
4,000.000 PAN PACIFIC INTERNATIONAL HOLD FJ6269867	21.96	33,841.50	87,834.27	0.13	53,992.77
100.000 DISCO CORP FJ6270949	241.83	19,171.20	24,183.16	0.04	5,011.96
1,600.000 EAST JAPAN RAILWAY CO FJ6298544	69.28	111,696.88	110,843.95	0.17	-852.93

BNY MELLON

Asset Detail - By Currency

Report ID : IACS0005
Base Currency : USD
Status : FINAL

PARAMETRIC EAFE PI2 - [redacted]

6/30/2020

Shares/Par Security ID Description Link Ref	Price Base	Cost Base	Market Value Base	Percent Of Total	Net Unrealized Gain/Loss Base
1,200.000 EISAI CO LTD FJ6307204	79.21	47,573.87	95,056.77	0.14	47,482.90
1,600.000 SBI HOLDINGS INC/JAPAN FJ6309465	21.58	24,766.35	34,525.65	0.05	9,759.30
300.000 FAST RETAILING CO LTD FJ6332434	571.91	69,534.82	171,571.58	0.26	102,036.76
38,000.000 MITSUBISHI UFJ FINANCIAL GROUP FJ6335171	3.91	170,855.58	148,498.86	0.22	-22,356.72
1,300.000 FUJI ELECTRIC CO LTD FJ6356367	27.29	30,259.50	35,474.81	0.05	5,215.31
4,000.000 SUBARU CORP FJ6356409	20.78	20,527.45	83,107.01	0.12	62,579.56
1,500.000 FUJIFILM HOLDINGS CORP FJ6356524	42.73	61,617.09	64,096.03	0.10	2,478.94
1,100.000 FANUC CORP FJ6356938	178.52	133,932.41	196,375.77	0.29	62,443.36
900.000 FUJITSU LTD FJ6356946	116.98	63,580.62	105,278.77	0.16	41,698.15
2,904.000 NOMURA RESEARCH INSTITUTE LTD FJ6390929	27.13	18,227.69	78,787.67	0.12	60,559.98

BNY MELLON

Asset Detail - By Currency

Report ID : IACS0005
Base Currency : USD
Status : FINAL

PARAMETRIC EAFE PI2 - [redacted]

6/30/2020

Shares/Par Security ID Description Link Ref	Price Base	Cost Base	Market Value Base	Percent Of Total	Net Unrealized Gain/Loss Base
6.000 NIPPON BUILDING FUND INC FJ6396801	5,691.25	25,552.84	34,147.47	0.05	8,594.63
6.000 JAPAN REAL ESTATE INVESTMENT C FJ6397585	5,125.83	25,137.60	30,754.97	0.05	5,617.37
1,600.000 HAMAMATSU PHOTONICS KK FJ6405875	43.29	29,817.38	69,258.93	0.10	39,441.55
1,000.000 HANKYU HANSHIN HOLDINGS INC FJ6408663	33.79	23,104.03	33,785.98	0.05	10,681.95
2,200.000 DENTSU GROUP INC FJ6416286	23.68	41,978.66	52,101.77	0.08	10,123.11
200.000 HIKARI TSUSHIN INC FJ6416328	227.56	38,784.92	45,511.42	0.07	6,726.50
21,600.000 RESONA HOLDINGS INC FJ6421559	3.41	69,227.10	73,638.41	0.11	4,411.31
5,100.000 HINO MOTORS LTD FJ6428307	6.75	31,258.69	34,414.42	0.05	3,155.73
300.000 HIROSE ELECTRIC CO LTD FJ6428729	109.56	28,714.20	32,868.33	0.05	4,154.13
5,100.000 HITACHI LTD FJ6429107	31.54	109,920.59	160,868.51	0.24	50,947.92

BNY MELLON

Asset Detail - By Currency

Report ID : IACS0005
Base Currency : USD
Status : FINAL

PARAMETRIC EAFE PI2 - [redacted]

6/30/2020

Shares/Par Security ID Description Link Ref	Price Base	Cost Base	Market Value Base	Percent Of Total	Net Unrealized Gain/Loss Base
3,500.000 SUMITOMO MITSUI TRUST HOLDINGS FJ6431897	28.04	99,699.58	98,136.90	0.15	-1,562.68
4,600.000 HONDA MOTOR CO LTD FJ6435146	25.54	115,262.08	117,488.99	0.17	2,226.91
2,000.000 HOYA CORP FJ6441508	95.10	67,707.31	190,202.53	0.28	122,495.22
2,700.000 IHI CORP FJ6466984	14.44	29,700.64	38,991.52	0.06	9,290.88
4,800.000 ISUZU MOTORS LTD FJ6467107	9.02	29,018.55	43,303.89	0.06	14,285.34
8,800.000 ITOCHU CORP FJ6467800	21.52	83,310.62	189,360.89	0.28	106,050.27
2,100.000 JSR CORP FJ6470986	19.28	32,373.72	40,487.56	0.06	8,113.84
2,800.000 JGC HOLDINGS CORP FJ6473469	10.51	26,799.91	29,431.34	0.04	2,631.43
7,200.000 JAPAN TOBACCO INC FJ6474533	18.55	133,179.15	133,575.56	0.20	396.41
5,600.000 AEON CO LTD FJ6480043	23.22	59,849.40	130,027.34	0.19	70,177.94

BNY MELLON

Asset Detail - By Currency

Report ID : IACS0005
Base Currency : USD
Status : FINAL

PARAMETRIC EAFE PI2 - [redacted]

6/30/2020

Shares/Par Security ID Description Link Ref	Price Base	Cost Base	Market Value Base	Percent Of Total	Net Unrealized Gain/Loss Base
4,000.000 KAJIMA CORP FJ6481322	11.90	19,760.86	47,606.25	0.07	27,845.39
3,300.000 KANSAI ELECTRIC POWER CO INC/T FJ6483484	9.69	31,643.91	31,964.59	0.05	320.68
2,900.000 KAO CORP FJ6483807	79.16	80,514.41	229,559.25	0.34	149,044.84
2,200.000 KAWASAKI HEAVY INDUSTRIES LTD FJ6484623	14.37	29,753.73	31,607.73	0.05	1,854.00
600.000 KEIO CORP FJ6487360	57.10	19,995.09	34,258.70	0.05	14,263.61
1,800.000 KIKKOMAN CORP FJ6490802	48.11	21,176.91	86,592.20	0.13	65,415.29
980.000 KEYENCE CORP FJ6490992	417.39	81,127.12	409,041.10	0.61	327,913.98
900.000 KINTETSU GROUP HOLDINGS CO LTD FJ6492964	44.91	31,444.42	40,418.04	0.06	8,973.62
3,200.000 KIRIN HOLDINGS CO LTD FJ6493749	21.08	68,493.27	67,464.43	0.10	-1,028.84
900.000 KOITO MANUFACTURING CO LTD FJ6496320	40.23	30,907.79	36,205.22	0.05	5,297.43

BNY MELLON

Asset Detail - By Currency

Report ID : IACS0005
Base Currency : USD
Status : FINAL

PARAMETRIC EAFE PI2 - [redacted]

6/30/2020

Shares/Par Security ID Description Link Ref	Price Base	Cost Base	Market Value Base	Percent Of Total	Net Unrealized Gain/Loss Base
3,100.000 KOMATSU LTD FJ6496585	20.42	62,472.63	63,316.03	0.09	843.40
1,000.000 KONAMI HOLDINGS CORP FJ6496684	33.28	19,409.50	33,276.17	0.05	13,866.67
8,500.000 KONICA MINOLTA INC FJ6496700	3.45	30,322.85	29,308.99	0.04	-1,013.86
5,900.000 KUBOTA CORP FJ6497500	14.90	56,501.82	87,938.08	0.13	31,436.26
1,600.000 KYOCERA CORP FJ6499266	54.36	79,851.89	86,981.51	0.13	7,129.62
2,000.000 KYOWA KIRIN CO LTD FJ6499555	26.22	21,017.20	52,444.73	0.08	31,427.53
5,600.000 KYUSHU ELECTRIC POWER CO INC FJ6499803	8.39	41,003.90	46,975.95	0.07	5,972.05
3,500.000 TOKIO MARINE HOLDINGS INC FJ6513124	43.55	102,928.96	152,412.29	0.23	49,483.33
27.000 JAPAN RETAIL FUND INVESTMENT C FJ6513348	1,246.70	34,899.52	33,660.84	0.05	-1,238.68
1,500.000 LION CORP FJ6518800	23.98	32,449.02	35,968.86	0.05	3,519.84

BNY MELLON

Asset Detail - By Currency

Report ID : IACS0005
Base Currency : USD
Status : FINAL

PARAMETRIC EAFE PI2 - [redacted]

6/30/2020

Shares/Par Security ID Description Link Ref	Price Base	Cost Base	Market Value Base	Percent Of Total	Net Unrealized Gain/Loss Base
21.000 ORIX JREIT INC FJ6527777	1,310.65	26,903.39	27,523.75	0.04	620.36
1,200.000 MAKITA CORP FJ6555802	36.29	20,378.38	43,546.37	0.06	23,167.99
4,800.000 SUMITOMO MITSUI FINANCIAL GROU FJ6563020	28.10	124,145.04	134,899.20	0.20	10,754.16
10,400.000 PANASONIC CORP FJ6572708	8.71	78,932.59	90,576.45	0.13	11,643.86
201,100.000 MIZUHO FINANCIAL GROUP INC FJ6591013	1.23	252,732.04	246,423.69	0.37	-6,308.35
1,400.000 MISUMI GROUP INC FJ6595170	24.97	26,402.29	34,959.45	0.05	8,557.16
2,100.000 MITSUBISHI ESTATE CO LTD FJ6596723	14.85	32,418.77	31,192.94	0.05	-1,225.83
8,000.000 MITSUBISHI CORP FJ6596780	21.04	157,887.69	168,327.38	0.25	10,439.69
9,000.000 MITSUBISHI ELECTRIC CORP FJ6597044	12.97	82,407.89	116,749.31	0.17	34,341.42
10,700.000 MITSUI & CO LTD FJ6597309	14.78	159,264.11	158,142.00	0.24	-1,122.11

BNY MELLON

Asset Detail - By Currency

Report ID : IACS0005
Base Currency : USD
Status : FINAL

PARAMETRIC EAFE PI2 - [redacted]

6/30/2020

Shares/Par Security ID Description Link Ref	Price Base	Cost Base	Market Value Base	Percent Of Total	Net Unrealized Gain/Loss Base
1,200.000 MITSUI CHEMICALS INC FJ6597366	20.83	18,461.93	24,993.28	0.04	6,531.35
1,600.000 MITSUI OSK LINES LTD FJ6597580	17.69	26,417.44	28,296.80	0.04	1,879.36
5,300.000 MITSUI FUDOSAN CO LTD FJ6597606	17.70	94,563.03	93,806.83	0.14	-756.20
3,000.000 MURATA MANUFACTURING CO LTD FJ6610409	58.54	61,719.77	175,631.46	0.26	113,911.69
2,200.000 SEIKO EPSON CORP FJ6616505	11.43	17,415.31	25,143.44	0.04	7,728.13
2,500.000 NGK INSULATORS LTD FJ6619509	13.79	29,526.47	34,481.16	0.05	4,954.69
1,000.000 NGK SPARK PLUG CO LTD FJ6619608	14.31	13,596.23	14,311.54	0.02	715.31
600.000 NINTENDO CO LTD FJ6639556	445.01	82,017.53	267,006.53	0.40	184,989.00
2,600.000 DENSO CORP FJ6640380	38.98	80,071.56	101,339.39	0.15	21,267.83
1,100.000 NEC CORP FJ6640406	47.92	30,094.89	52,713.54	0.08	22,618.65

BNY MELLON

Asset Detail - By Currency

Report ID : IACS0005
Base Currency : USD
Status : FINAL

PARAMETRIC EAFE PI2 - [redacted]

6/30/2020

Shares/Par Security ID Description Link Ref	Price Base	Cost Base	Market Value Base	Percent Of Total	Net Unrealized Gain/Loss Base
600.000 NIPPON PAINT HOLDINGS CO LTD FJ6640505	72.67	32,212.98	43,601.98	0.06	11,389.00
2,400.000 NIDEC CORP FJ6640687	66.70	70,048.72	160,081.57	0.24	90,032.85
700.000 NH FOODS LTD FJ6640760	40.09	21,199.16	28,062.29	0.04	6,863.13
1,210.000 NISSHIN SEIFUN GROUP INC FJ6640968	14.91	13,074.53	18,045.97	0.03	4,971.44
10,800.000 NIPPON TELEGRAPH & TELEPHONE C FJ6641370	23.32	149,957.44	251,818.14	0.37	101,860.70
4,900.000 NSK LTD FJ6641545	7.41	30,944.10	36,289.57	0.05	5,345.47
1,000.000 NISSAN CHEMICAL CORP FJ6641586	51.17	14,192.47	51,165.59	0.08	36,973.12
500.000 NISSIN FOODS HOLDINGS CO LTD FJ6641768	88.52	16,662.57	44,260.09	0.07	27,597.52
700.000 NITTO DENKO CORP FJ6641800	56.54	27,277.65	39,579.18	0.06	12,301.53
400.000 NIPPON EXPRESS CO LTD FJ6642121	51.72	17,503.69	20,688.70	0.03	3,185.01

BNY MELLON

Asset Detail - By Currency

Report ID : IACS0005
Base Currency : USD
Status : FINAL

PARAMETRIC EAFE PI2 - [redacted]

6/30/2020

Shares/Par Security ID Description Link Ref	Price Base	Cost Base	Market Value Base	Percent Of Total	Net Unrealized Gain/Loss Base
1,400.000 YAMAHA CORP FJ6642386	46.99	18,378.87	65,792.28	0.10	47,413.41
2,000.000 MINEBEA MITSUMI INC FJ6642402	18.10	12,329.24	36,205.22	0.05	23,875.98
5,100.000 NIPPON STEEL CORP FJ6642568	9.39	40,399.17	47,910.74	0.07	7,511.57
10,600.000 NISSAN MOTOR CO LTD FJ6642865	3.70	43,570.98	39,222.50	0.06	-4,348.48
17,000.000 NOMURA HOLDINGS INC FJ6643103	4.47	67,934.91	76,014.27	0.11	8,079.36
2,300.000 NIPPON YUSEN KK FJ6643962	14.05	27,523.21	32,319.60	0.05	4,796.39
400.000 NITORI HOLDINGS CO LTD FJ6644804	195.81	15,118.77	78,324.14	0.12	63,205.37
1,100.000 ORIENTAL LAND CO LTD/JAPAN FJ6648896	131.99	54,048.69	145,191.64	0.22	91,142.95
1,500.000 ODAKYU ELECTRIC RAILWAY CO LTD FJ6656105	24.57	27,464.51	36,858.69	0.05	9,394.18
4,500.000 OBAYASHI CORP FJ6656402	9.34	26,081.38	42,044.77	0.06	15,963.39

BNY MELLON

Asset Detail - By Currency

Report ID : IACS0005
Base Currency : USD
Status : FINAL

PARAMETRIC EAFE PI2 - [redacted]

6/30/2020

Shares/Par Security ID Description Link Ref	Price Base	Cost Base	Market Value Base	Percent Of Total	Net Unrealized Gain/Loss Base
6,500.000 OJI HOLDINGS CORP FJ6657707	4.64	26,522.52	30,184.92	0.04	3,662.40
5,900.000 OLYMPUS CORP FJ6658804	19.24	48,313.32	113,504.66	0.17	65,191.34
1,000.000 OMRON CORP FJ6659422	66.92	26,085.09	66,923.11	0.10	40,838.02
2,000.000 ONO PHARMACEUTICAL CO LTD FJ6660107	29.08	17,503.69	58,154.52	0.09	40,650.83
6,600.000 ORIX CORP FJ6661147	12.31	68,476.23	81,272.65	0.12	12,796.42
2,000.000 OSAKA GAS CO LTD FJ6661766	19.72	32,632.95	39,449.41	0.06	6,816.46
1,600.000 ALFRESA HOLDINGS CORP FJ6687217	20.86	27,992.79	33,383.70	0.05	5,390.91
700.000 PIGEON CORP FJ6688082	38.65	22,515.85	27,056.59	0.04	4,540.74
29.000 UNITED URBAN INVESTMENT CORP FJ6723830	1,073.37	28,929.42	31,127.59	0.05	2,198.17
2,000.000 JAPAN EXCHANGE GROUP INC FJ6743887	23.10	24,629.90	46,197.34	0.07	21,567.44

BNY MELLON

Asset Detail - By Currency

Report ID : IACS0005
Base Currency : USD
Status : FINAL

PARAMETRIC EAFE PI2 - [redacted]

6/30/2020

Shares/Par Security ID Description Link Ref	Price Base	Cost Base	Market Value Base	Percent Of Total	Net Unrealized Gain/Loss Base
3,500.000 T&D HOLDINGS INC FJ6744299	8.54	28,834.32	29,879.04	0.04	1,044.72
300.000 SMC CORP/JAPAN FJ6763968	511.47	55,398.10	153,441.16	0.23	98,043.06
8,400.000 SOFTBANK GROUP CORP FJ6770625	50.52	118,929.14	424,340.73	0.63	305,411.59
2,500.000 SANTEN PHARMACEUTICAL CO LTD FJ6776606	18.38	15,038.90	45,951.71	0.07	30,912.81
900.000 SECOM CO LTD FJ6791597	87.34	39,670.78	78,608.70	0.12	38,937.92
2,000.000 SEKISUI CHEMICAL CO LTD FJ6793825	14.29	13,670.77	28,585.99	0.04	14,915.22
2,700.000 SEKISUI HOUSE LTD FJ6793908	19.02	29,835.84	51,367.20	0.08	21,531.36
1,400.000 SHIMADZU CORP FJ6804366	26.58	28,867.21	37,217.41	0.06	8,350.20
4,000.000 SHIMIZU CORP FJ6804408	8.20	16,694.52	32,812.72	0.05	16,118.20
2,100.000 SHIN-ETSU CHEMICAL CO LTD FJ6804580	116.74	122,465.76	245,163.83	0.37	122,698.07

BNY MELLON

Asset Detail - By Currency

Report ID : IACS0005
Base Currency : USD
Status : FINAL

PARAMETRIC EAFE PI2 - [redacted]

6/30/2020

Shares/Par Security ID Description Link Ref	Price Base	Cost Base	Market Value Base	Percent Of Total	Net Unrealized Gain/Loss Base
1,900.000 SHIONOGI & CO LTD FJ6804689	62.57	45,108.18	118,876.58	0.18	73,768.40
400.000 SHIMANO INC FJ6804820	192.33	17,801.81	76,933.77	0.11	59,131.96
2,000.000 SHISEIDO CO LTD FJ6805264	63.35	81,514.20	126,708.99	0.19	45,194.79
1,500.000 SHOWA DENKO KK FJ6805462	22.39	25,504.80	33,591.32	0.05	8,086.52
1,200.000 SUNDRUG CO LTD FJ6817897	33.09	31,862.26	39,708.95	0.06	7,846.69
6,400.000 SONY CORP FJ6821501	68.44	189,632.14	438,036.79	0.65	248,404.65
900.000 STANLEY ELECTRIC CO LTD FJ6841103	24.05	17,315.24	21,648.05	0.03	4,332.81
16,500.000 SUMITOMO CHEMICAL CO LTD FJ6858560	2.98	48,893.66	49,246.88	0.07	353.22
1,500.000 SUMITOMO HEAVY INDUSTRIES LTD FJ6858735	21.74	29,126.02	32,604.16	0.05	3,478.14
1,800.000 SUMITOMO METAL MINING CO LTD FJ6858842	27.89	38,063.89	50,203.46	0.07	12,139.57

BNY MELLON

Asset Detail - By Currency

Report ID : IACS0005
Base Currency : USD
Status : FINAL

PARAMETRIC EAFE PI2 - [redacted]

6/30/2020

Shares/Par Security ID Description Link Ref	Price Base	Cost Base	Market Value Base	Percent Of Total	Net Unrealized Gain/Loss Base
1,800.000 SUMITOMO REALTY & DEVELOPMENT FJ6858909	27.46	40,770.23	49,435.97	0.07	8,665.74
8,300.000 SUMITOMO CORP FJ6858941	11.44	91,162.58	94,974.74	0.14	3,812.16
2,200.000 SUZUKI MOTOR CORP FJ6865508	33.90	53,211.18	74,573.85	0.11	21,362.67
1,400.000 THK CO LTD FJ6869138	24.69	28,587.74	34,570.14	0.05	5,982.40
600.000 TDK CORP FJ6869302	98.99	40,494.16	59,396.58	0.09	18,902.42
1,600.000 TAISEI CORP FJ6870102	36.33	17,631.46	58,135.98	0.09	40,504.52
5,349.000 TAKEDA PHARMACEUTICAL CO LTD FJ6870441	35.67	191,838.01	190,786.04	0.28	-1,051.97
800.000 ADVANTEST CORP FJ6870490	56.73	24,702.46	45,381.66	0.07	20,679.20
1,400.000 SYSMEX CORP FJ6883808	76.28	27,661.54	106,798.90	0.16	79,137.36
3,100.000 TERUMO CORP FJ6885076	37.83	78,400.36	117,264.68	0.17	38,864.32

BNY MELLON

Asset Detail - By Currency

Report ID : IACS0005
Base Currency : USD
Status : FINAL

PARAMETRIC EAFE PI2 - [redacted]

6/30/2020

Shares/Par Security ID Description Link Ref	Price Base	Cost Base	Market Value Base	Percent Of Total	Net Unrealized Gain/Loss Base
1,100.000 TOHO CO LTD/TOKYO FJ6895208	36.10	17,579.28	39,713.58	0.06	22,134.30
3,100.000 TOHOKU ELECTRIC POWER CO INC FJ6895265	9.51	29,682.94	29,481.39	0.04	-201.55
1,800.000 TOKYO GAS CO LTD FJ6895448	23.91	39,553.95	43,045.84	0.06	3,491.89
800.000 TOKYO ELECTRON LTD FJ6895679	245.08	68,616.85	196,060.62	0.29	127,443.77
5,000.000 TOKYU CORP FJ6896545	14.06	52,355.06	70,306.34	0.10	17,951.28
7,000.000 TORAY INDUSTRIES INC FJ6897147	4.70	31,087.55	32,928.58	0.05	1,841.03
2,000.000 TOSHIBA CORP FJ6897212	31.84	44,376.16	63,678.92	0.09	19,302.76
2,500.000 LIXIL GROUP CORP FJ6900214	13.96	29,561.04	34,898.27	0.05	5,337.23
5,600.000 MAZDA MOTOR CORP FJ6900305	5.99	30,252.98	33,532.00	0.05	3,279.02
700.000 TOYOTA INDUSTRIES CORP FJ6900545	52.93	19,884.36	37,048.71	0.06	17,164.35

BNY MELLON

Asset Detail - By Currency

Report ID : IACS0005
Base Currency : USD
Status : FINAL

PARAMETRIC EAFE PI2 - [redacted]

6/30/2020

Shares/Par Security ID Description Link Ref	Price Base	Cost Base	Market Value Base	Percent Of Total	Net Unrealized Gain/Loss Base
1,700.000 TOYOTA TSUSHO CORP FJ6900586	25.30	30,701.58	43,002.27	0.06	12,300.69
11,760.000 TOYOTA MOTOR CORP FJ6900644	62.68	480,526.37	737,091.52	1.10	256,565.15
1,900.000 UNICHARM CORP FJ6911484	40.97	44,912.30	77,842.15	0.12	32,929.85
1,100.000 WEST JAPAN RAILWAY CO FJ6957990	56.04	43,723.37	61,645.27	0.09	17,921.90
6,200.000 YAMADA DENKI CO LTD FJ6985025	4.96	29,522.84	30,745.70	0.05	1,222.86
800.000 YAKULT HONSHA CO LTD FJ6985116	58.86	25,777.45	47,087.18	0.07	21,309.73
2,500.000 YAMAHA MOTOR CO LTD FJ6985264	15.65	29,177.17	39,115.72	0.06	9,938.55
9,500.000 ASTELLAS PHARMA INC FJ6985389	16.68	69,083.15	158,458.08	0.24	89,374.93
2,872.000 YAMATO HOLDINGS CO LTD FJ6985561	21.60	42,065.90	62,026.79	0.09	19,960.89
2,700.000 YASKAWA ELECTRIC CORP FJ6986049	34.53	31,734.36	93,224.26	0.14	61,489.90

BNY MELLON

Asset Detail - By Currency

Report ID : IACS0005
Base Currency : USD
Status : FINAL

PARAMETRIC EAFE PI2 - [redacted]

6/30/2020

Shares/Par Security ID Description Link Ref	Price Base	Cost Base	Market Value Base	Percent Of Total	Net Unrealized Gain/Loss Base
1,200.000 ASAHI INTECC CO LTD FJB019MQ0	28.41	29,924.74	34,091.86	0.05	4,167.12
2,200.000 M3 INC FJB02K2M5	42.50	36,778.75	93,497.70	0.14	56,718.95
4,000.000 SEVEN & I HOLDINGS CO LTD FJB0FS5D1	32.63	104,593.84	130,509.34	0.19	25,915.50
3,000.000 DAIICHI SANKYO CO LTD FJB0J7D93	81.62	68,712.92	244,871.85	0.36	176,158.93
1,400.000 BANDAI NAMCO HOLDINGS INC FJB0JDQD7	52.53	21,386.68	73,539.42	0.11	52,152.74
5,000.000 MITSUBISHI CHEMICAL HOLDINGS C FJB0JQTJ2	5.82	25,872.25	29,077.26	0.04	3,205.01
2,600.000 SUMCO CORP FJB0M0C87	15.28	32,379.49	39,740.46	0.06	7,360.97
14.000 DAIWA HOUSE REIT INVESTMENT CO FJB0Z6WY1	2,354.36	31,002.21	32,961.02	0.05	1,958.81
6,700.000 INPEX CORP FJB10RB16	6.18	39,933.65	41,416.60	0.06	1,482.95
1,600.000 AOZORA BANK LTD FJB1G1851	17.39	29,239.59	27,822.22	0.04	-1,417.37

BNY MELLON

Asset Detail - By Currency

Report ID : IACS0005
Base Currency : USD
Status : FINAL

PARAMETRIC EAFE PI2 - [redacted]

6/30/2020

Shares/Par Security ID Description Link Ref	Price Base	Cost Base	Market Value Base	Percent Of Total	Net Unrealized Gain/Loss Base
3,500.000 FUKUOKA FINANCIAL GROUP INC FJB1TK1Y9	15.77	45,130.42	55,183.76	0.08	10,053.34
11,700.000 SEVEN BANK LTD FJB2NT8S0	2.73	28,024.03	31,992.40	0.05	3,968.37
5,100.000 ISETAN MITSUKOSHI HOLDINGS LTD FJB2Q4CL2	5.73	28,583.54	29,214.44	0.04	630.90
1,300.000 MS&AD INSURANCE GROUP HOLDINGS FJB2Q4CS7	27.45	38,051.58	35,679.66	0.05	-2,371.92
2,200.000 OTSUKA HOLDINGS CO LTD FJB5LTM91	43.56	65,784.97	95,822.40	0.14	30,037.43
2,600.000 DAI-ICHI LIFE HOLDINGS INC FJB601QS7	11.89	32,628.48	30,919.96	0.05	-1,708.52
1,000.000 MEIJI HOLDINGS CO LTD FJB60DQV4	79.53	19,510.65	79,529.13	0.12	60,018.48
28,162.000 ENEOS HOLDINGS INC FJB627LW8	3.54	99,478.48	99,716.21	0.15	237.73
2,419.000 SOMPO HOLDINGS INC FJB62G7K0	34.36	53,626.59	83,118.44	0.12	29,491.85
2,400.000 NEXON CO LTD FJB63QM79	22.59	29,992.24	54,213.28	0.08	24,221.04

BNY MELLON

Asset Detail - By Currency

Report ID : IACS0005
Base Currency : USD
Status : FINAL

PARAMETRIC EAFE PI2 - [redacted]

6/30/2020

Shares/Par Security ID Description Link Ref	Price Base	Cost Base	Market Value Base	Percent Of Total	Net Unrealized Gain/Loss Base
800.000 PEPTIDREAM INC FJB97SH97	45.79	26,955.23	36,631.60	0.05	9,676.37
12.000 NIPPON PROLOGIS REIT INC FJB98BC64	3,040.27	33,882.71	36,483.29	0.05	2,600.58
800.000 SUNTORY BEVERAGE & FOOD LTD FJBBD7Q83	38.98	31,531.26	31,181.35	0.05	-349.91
10,500.000 CONCORDIA FINANCIAL GROUP LTD FJBD97JW9	3.20	29,633.58	33,577.42	0.05	3,943.84
2,600.000 SOFTBANK CORP FJBF5M0K1	12.75	33,516.98	33,137.14	0.05	-379.84
5,850.000 MEBUKI FINANCIAL GROUP INC FJBH0VTS4	2.32	21,665.59	13,556.10	0.02	-8,109.49
7,100.000 RECRUIT HOLDINGS CO LTD FJBQRRZ08	34.13	136,345.73	242,315.42	0.36	105,969.69
25.000 NOMURA REAL ESTATE MASTER FUND FJBYSJJF3	1,199.43	33,058.01	29,985.63	0.04	-3,072.38
1,100.000 LINE CORP FJBZB1Y52	50.24	31,231.76	55,262.55	0.08	24,030.79
TOTAL EQUITY JAPANESE YEN		**10,448,738.31**	**16,919,427.21**	**25.19**	**6,470,688.90**
TOTAL ASSETS JAPANESE YEN		**10,590,229.67**	**17,060,558.15**	**25.40**	**6,470,328.48**

NEW ZEALAND DOLLAR

BNY MELLON

Asset Detail - By Currency

Report ID : IACS0005
Base Currency : USD
Status : FINAL

PARAMETRIC EAFE PI2 - [redacted]

6/30/2020

Shares/Par Security ID Description Link Ref	Price Base	Cost Base	Market Value Base	Percent Of Total	Net Unrealized Gain/Loss Base
CASH & CASH EQUIVALENTS					
NON-BASE CURRENCY		61.21	61.22	0.00	0.01
EQUITY					
4,533.000 A2 MILK CO LTD AN6287253	13.00	29,303.80	58,916.82	0.09	29,613.02
2,791.000 FISHER & PAYKEL HEALTHCARE COR AN6340250	22.92	46,648.26	63,962.74	0.10	17,314.48
11,740.000 SPARK NEW ZEALAND LTD AN6881436	2.94	13,747.69	34,462.77	0.05	20,715.08
8,029.000 AUCKLAND INTERNATIONAL AIRPORT ANBKX3XG0	4.23	22,878.09	33,958.15	0.05	11,080.06
TOTAL EQUITY NEW ZEALAND DOLLAR		**112,577.84**	**191,300.48**	**0.28**	**78,722.64**
TOTAL ASSETS NEW ZEALAND DOLLAR		**112,639.05**	**191,361.70**	**0.28**	**78,722.65**
NORWEGIAN KRONE					
CASH & CASH EQUIVALENTS					
DIVIDENDS RECEIVABLE RECLAIM		386.55	350.63	0.00	-35.92
NON-BASE CURRENCY		57.17	56.40	0.00	-0.77
TOTAL CASH & CASH EQUIVALENTS NORWEGIAN KRONE		**443.72**	**407.03**	**0.00**	**-36.69**
EQUITY					

BNY MELLON

Asset Detail - By Currency

Report ID : IACS0005
Base Currency : USD
Status : FINAL

PARAMETRIC EAFE PI2 - [redacted]

6/30/2020

Shares/Par Security ID Description Link Ref	Price Base	Cost Base	Market Value Base	Percent Of Total	Net Unrealized Gain/Loss Base
5,304.000 DNB ASA SN4263307	13.18	64,624.72	69,880.63	0.10	5,255.91
3,352.000 TELENOR ASA SN4732491	14.52	51,826.70	48,679.92	0.07	-3,146.78
7,496.000 EQUINOR ASA SN7133606	14.16	90,632.79	106,142.18	0.16	15,509.39
3,186.000 MOWI ASA SNB02L489	18.93	54,021.86	60,321.64	0.09	6,299.78
14,159.000 NORSK HYDRO ASA SNB11HK30	2.75	28,375.53	38,997.06	0.06	10,621.53
2,158.000 AKER BP ASA SNB1L95G4	18.17	28,471.40	39,213.99	0.06	10,742.59
1,744.000 GJENSIDIGE FORSIKRING ASA SNB4PH0C0	18.36	30,484.02	32,016.42	0.05	1,532.40
TOTAL EQUITY NORWEGIAN KRONE		**348,437.02**	**395,251.84**	**0.59**	**46,814.82**
TOTAL ASSETS NORWEGIAN KRONE		**348,880.74**	**395,658.87**	**0.59**	**46,778.13**
POUND STERLING					
CASH & CASH EQUIVALENTS					
DIVIDENDS RECEIVABLE		13,649.35	13,695.00	0.02	45.65

BNY MELLON

Asset Detail - By Currency

Report ID : IACS0005
Base Currency : USD
Status : FINAL

PARAMETRIC EAFE PI2 - [redacted]

6/30/2020

Shares/Par Security ID Description Link Ref	Price Base	Cost Base	Market Value Base	Percent Of Total	Net Unrealized Gain/Loss Base
DIVIDENDS RECEIVABLE RECLAIM		126.87	127.26	0.00	0.39
NON-BASE CURRENCY		17,538.11	17,644.00	0.03	105.89
TOTAL CASH & CASH EQUIVALENTS POUND STERLING		**31,314.33**	**31,466.26**	**0.05**	**151.93**
EQUITY					
1,822.000 BARRICK GOLD CORP EX0028368	25.45	20,469.98	46,376.02	0.07	25,906.04
2,519.000 ASHTEAD GROUP PLC EX0053671	33.60	43,101.13	84,628.23	0.13	41,527.10
7,067.000 BARRATT DEVELOPMENTS PLC EX0081185	6.13	39,383.76	43,301.91	0.06	3,918.15
11,107.000 BRITISH LAND CO PLC/THE EX0136708	4.77	53,772.18	53,028.80	0.08	-743.38
21,585.000 AVIVA PLC EX0216237	3.38	78,583.85	72,970.29	0.11	-5,613.56
14,097.000 DIAGEO PLC EX0237407	33.13	298,466.83	467,070.47	0.70	168,603.64
985.000 SCHRODERS PLC EX0240542	36.44	23,407.74	35,891.28	0.05	12,483.54

BNY MELLON

Asset Detail - By Currency

Report ID : IACS0005
Base Currency : USD
Status : FINAL

PARAMETRIC EAFE PI2 - [redacted]

6/30/2020

Shares/Par Security ID Description Link Ref	Price Base	Cost Base	Market Value Base	Percent Of Total	Net Unrealized Gain/Loss Base
430.000 DCC PLC EX0242498	83.16	31,810.12	35,757.03	0.05	3,946.91
15,189.000 BAE SYSTEMS PLC EX0263494	5.97	87,247.42	90,722.24	0.14	3,474.82
12,542.000 BRITISH AMERICAN TOBACCO PLC EX0287584	38.36	441,723.94	481,101.11	0.72	39,377.17
1,444.000 HALMA PLC EX0405202	28.46	41,075.88	41,090.27	0.06	14.39
11,357.000 STANDARD CHARTERED PLC EX0408289	5.44	57,980.79	61,757.96	0.09	3,777.17
5,633.000 IMPERIAL BRANDS PLC EX0454499	19.01	103,027.55	107,081.68	0.16	4,054.13
82,474.000 HSBC HOLDINGS PLC EX0540529	4.68	609,308.09	385,811.85	0.57	-223,496.24
29,075.000 LEGAL & GENERAL GROUP PLC EX0560394	2.73	45,858.72	79,358.49	0.12	33,499.77
21,422.000 WM MORRISON SUPERMARKETS PLC EX0604317	2.35	47,675.47	50,436.72	0.08	2,761.25
1,972.000 ASSOCIATED BRITISH FOODS PLC EX0673122	23.66	35,874.08	46,660.95	0.07	10,786.87

BNY MELLON

Asset Detail - By Currency

Report ID : IACS0005
Base Currency : USD
Status : FINAL

PARAMETRIC EAFE PI2 - [redacted]

6/30/2020

Shares/Par Security ID Description Link Ref	Price Base	Cost Base	Market Value Base	Percent Of Total	Net Unrealized Gain/Loss Base
4,605.000 PEARSON PLC EX0677602	7.11	33,798.96	32,762.66	0.05	-1,036.30
3,021.000 PERSIMMON PLC EX0682537	28.25	65,324.36	85,330.61	0.13	20,006.25
14,268.000 PRUDENTIAL PLC EX0709959	15.06	128,945.60	214,815.95	0.32	85,870.35
5,372.000 RIO TINTO PLC EX0718877	56.21	231,647.15	301,946.39	0.45	70,299.24
3,368.000 ST JAMES'S PLACE PLC EX0766934	11.77	32,169.68	39,650.77	0.06	7,481.09
4,252.000 SSE PLC EX0790876	16.86	58,982.78	71,687.71	0.11	12,704.93
78,476.000 BP PLC EX0798051	3.80	418,587.62	297,876.31	0.44	-120,711.31
243,423.000 LLOYDS BANKING GROUP PLC EX0870611	0.39	96,218.78	93,766.13	0.14	-2,452.65
24,135.000 TESCO PLC EX0884703	2.82	66,593.49	68,022.18	0.10	1,428.69
5,779.000 SMITH & NEPHEW PLC EX0922321	18.60	71,175.26	107,500.72	0.16	36,325.46

BNY MELLON

Asset Detail - By Currency

Report ID : IACS0005
Base Currency : USD
Status : FINAL

PARAMETRIC EAFE PI2 - [redacted]

6/30/2020

Shares/Par Security ID Description Link Ref	Price Base	Cost Base	Market Value Base	Percent Of Total	Net Unrealized Gain/Loss Base
20,960.000 GLAXOSMITHKLINE PLC EX0925282	20.22	402,474.17	423,849.55	0.63	21,375.38
3,471.000 WEIR GROUP PLC/THE EX0946585	13.14	39,333.95	45,611.05	0.07	6,277.10
7,207.000 ASTRAZENECA PLC EX0989528	104.05	385,222.74	749,887.46	1.12	364,664.72
22,883.000 BT GROUP PLC EX3091355	1.41	31,586.86	32,246.76	0.05	659.90
75,212.000 BARCLAYS PLC EX3134866	1.41	98,383.69	106,332.73	0.16	7,949.04
1,112.000 INTERTEK GROUP PLC EX3163832	67.22	44,071.92	74,744.90	0.11	30,672.98
2,688.000 BURBERRY GROUP PLC EX3174300	19.76	34,350.65	53,124.08	0.08	18,773.43
1,175.000 NEXT PLC EX3208983	60.47	44,321.56	71,052.56	0.11	26,731.00
32,718.000 ITV PLC EX3398644	0.92	31,089.97	30,190.40	0.04	-899.57
11,227.000 J SAINSBURY PLC EXB019KW9	2.58	24,770.36	28,951.03	0.04	4,180.67

BNY MELLON

Asset Detail - By Currency

Report ID : IACS0005
Base Currency : USD
Status : FINAL

PARAMETRIC EAFE PI2 - [redacted]

6/30/2020

Shares/Par Security ID Description Link Ref	Price Base	Cost Base	Market Value Base	Percent Of Total	Net Unrealized Gain/Loss Base
27,225.000 G4S PLC EXB01FLG9	1.41	32,458.83	38,331.88	0.06	5,873.05
1,073.000 ADMIRAL GROUP PLC EXB02J636	28.41	25,534.38	30,480.11	0.05	4,945.73
1,495.000 BERKELEY GROUP HOLDINGS PLC EXB02L3W0	51.46	53,731.74	76,936.80	0.11	23,205.06
62,137.000 CENTRICA PLC EXB033F22	0.48	29,931.82	29,589.65	0.04	-342.17
16,191.000 ROYAL DUTCH SHELL PLC EXB03MLX5 A SHS	15.90	366,611.87	257,472.07	0.38	-109,139.80
17,185.000 ROYAL DUTCH SHELL PLC EXB03MM48 B SHS	15.12	413,199.32	259,901.54	0.39	-153,297.78
2,720.000 BUNZL PLC EXB0744B8	26.76	41,406.16	72,795.62	0.11	31,389.46
1,898.000 LONDON STOCK EXCHANGE GROUP PL EXB0SWJX9	103.27	61,463.89	196,009.21	0.29	134,545.32
6,713.000 UNILEVER PLC EXB10RZP7	53.81	231,588.36	361,229.08	0.54	129,640.72
5,784.000 EXPERIAN PLC EXB19NLV9	34.83	64,346.11	201,465.77	0.30	137,119.66

BNY MELLON

Asset Detail - By Currency

Report ID : IACS0005
Base Currency : USD
Status : FINAL

PARAMETRIC EAFE PI2 - [redacted]

6/30/2020

Shares/Par Security ID Description Link Ref	Price Base	Cost Base	Market Value Base	Percent Of Total	Net Unrealized Gain/Loss Base
1,559.000 SEVERN TRENT PLC EXB1FH8J7	30.63	34,012.98	47,752.99	0.07	13,740.01
809.000 WHITBREAD PLC EXB1KJJ48	27.46	15,289.27	22,211.12	0.03	6,921.85
2,155.000 HARGREAVES LANSDOWN PLC EXB1VZ0M0	20.12	36,660.56	43,362.37	0.06	6,701.81
7,001.000 ANGLO AMERICAN PLC EXB1XZS89	23.10	106,761.59	161,711.24	0.24	54,949.65
6,407.000 3I GROUP PLC EXB1YW440	10.29	39,494.37	65,912.69	0.10	26,418.32
3,990.000 RECKITT BENCKISER GROUP PLC EXB24CGK6	91.83	256,610.51	366,400.87	0.55	109,790.36
6,118.000 RELX PLC EXB2B0DG6	23.11	62,839.49	141,360.79	0.21	78,521.30
5,115.000 UNITED UTILITIES GROUP PLC EXB39J2M5	11.25	45,600.73	57,525.50	0.09	11,924.77
2,508.000 OCADO GROUP PLC EXB3MBS72	25.06	53,101.98	62,845.38	0.09	9,743.40
37,099.000 GLENCORE PLC EXB4T3BW4	2.12	67,579.57	78,486.44	0.12	10,906.87

BNY MELLON

Asset Detail - By Currency

Report ID : IACS0005
Base Currency : USD
Status : FINAL

PARAMETRIC EAFE PI2 - [redacted]

6/30/2020

Shares/Par Security ID Description Link Ref	Price Base	Cost Base	Market Value Base	Percent Of Total	Net Unrealized Gain/Loss Base
3,204.000 GVC HOLDINGS PLC EXB5VQMV7	9.15	20,882.72	29,319.33	0.04	8,436.61
7,366.000 SEGRO PLC EXB5ZN1N1	11.06	38,931.08	81,457.79	0.12	42,526.71
8,056.000 ROLLS-ROYCE HOLDINGS PLC EXB63H842	3.53	34,226.63	28,408.69	0.04	-5,817.94
9,086.000 EVRAZ PLC EXB71N6K5	3.56	23,306.64	32,377.69	0.05	9,071.05
60,854.000 NATWEST GROUP PLC EXB7T7729	1.50	95,778.84	91,432.50	0.14	-4,346.34
8,168.000 SAGE GROUP PLC/THE EXB8C3BL7	8.30	40,955.28	67,800.61	0.10	26,845.33
6,536.000 WPP PLC EXB8KF9B6	7.79	49,511.12	50,942.66	0.08	1,431.54
1,638.000 COCA-COLA HBC AG EXB9895B6	25.06	34,027.96	41,044.95	0.06	7,016.99
667.000 AVEVA GROUP PLC EXBBG9VN7	50.56	28,804.61	33,724.02	0.05	4,919.41
7,201.000 COMPASS GROUP PLC EXBD6K458	13.74	64,989.99	98,940.82	0.15	33,950.83

BNY MELLON

Asset Detail - By Currency

Report ID : IACS0005
Base Currency : USD
Status : FINAL

PARAMETRIC EAFE PI2 - [redacted]

6/30/2020

Shares/Par Security ID Description Link Ref	Price Base	Cost Base	Market Value Base	Percent Of Total	Net Unrealized Gain/Loss Base
14,712.000 NATIONAL GRID PLC EXBDR05C3	12.22	156,196.02	179,818.23	0.27	23,622.21
11,041.000 BHP GROUP PLC EXBH0P3Z9	20.44	195,370.39	225,697.54	0.34	30,327.15
73,346.000 VODAFONE GROUP PLC EXBH4HKS0	1.59	109,878.65	116,781.08	0.17	6,902.43
978.000 INTERCONTINENTAL HOTELS GROUP EXBHJYC07	44.07	29,880.03	43,104.23	0.06	13,224.20
6,128.000 MICRO FOCUS INTERNATIONAL PLC EXBJ1F4N2	5.34	30,594.11	32,709.99	0.05	2,115.88
917.000 CRODA INTERNATIONAL PLC EXBJFFLV0	64.94	40,183.00	59,552.86	0.09	19,369.86
1,192.000 FERGUSON PLC EXBJVNSS5	81.70	38,338.83	97,383.86	0.14	59,045.03
15,752.000 M&G PLC EXBKFB1C0	2.07	24,880.54	32,610.55	0.05	7,730.01
8,429.000 INFORMA PLC EXBMJ6DW6	5.81	48,374.74	48,991.56	0.07	616.82
6,132.000 AUTO TRADER GROUP PLC EXBVYVFW2	6.50	33,607.83	39,883.75	0.06	6,275.92

BNY MELLON

Asset Detail - By Currency

Report ID : IACS0005
Base Currency : USD
Status : FINAL

PARAMETRIC EAFE PI2 - [redacted]

6/30/2020

Shares/Par Security ID Description Link Ref	Price Base	Cost Base	Market Value Base	Percent Of Total	Net Unrealized Gain/Loss Base
268.000 SPIRAX-SARCO ENGINEERING PLC EXBWFGQN2	123.26	31,506.19	33,034.61	0.05	1,528.42
4,258.000 LAND SECURITIES GROUP PLC EXBYW0PQ8 REIT	6.83	33,684.28	29,094.35	0.04	-4,589.93
3,493.000 JD SPORTS FASHION PLC EXBYX91H4	7.69	23,725.78	26,853.85	0.04	3,128.07
22,257.000 MELROSE INDUSTRIES PLC EXBZ1G438	1.41	34,370.41	31,350.85	0.05	-3,019.56
TOTAL EQUITY POUND STERLING		**7,698,046.28**	**9,236,492.74**	**13.75**	**1,538,446.46**
TOTAL ASSETS POUND STERLING		**7,729,360.61**	**9,267,959.00**	**13.80**	**1,538,598.39**
SINGAPORE DOLLAR					
CASH & CASH EQUIVALENTS					
DIVIDENDS RECEIVABLE		1,306.39	1,304.61	0.00	-1.78
NON-BASE CURRENCY		6,158.52	6,150.99	0.01	-7.53
TOTAL CASH & CASH EQUIVALENTS SINGAPORE DOLLAR		**7,464.91**	**7,455.60**	**0.01**	**-9.31**
EQUITY					
12,900.000 DBS GROUP HOLDINGS LTD FM6175208	14.91	152,871.35	192,337.19	0.29	39,465.84
14,000.000 CAPITALAND MALL TRUST FM6420125	1.40	18,031.42	19,669.55	0.03	1,638.13

BNY MELLON

Asset Detail - By Currency

Report ID : IACS0005
Base Currency : USD
Status : FINAL

PARAMETRIC EAFE PI2 - [redacted]

6/30/2020

Shares/Par Security ID Description Link Ref	Price Base	Cost Base	Market Value Base	Percent Of Total	Net Unrealized Gain/Loss Base
15,500.000 ASCENDAS REAL ESTATE INVESTMEN FM6563874	2.27	29,523.27	35,220.96	0.05	5,697.69
15,000.000 COMFORTDELGRO CORP LTD FM6603738	1.04	16,761.65	15,590.84	0.02	-1,170.81
9,500.000 UNITED OVERSEAS BANK LTD FM6916783	14.50	133,846.07	137,762.09	0.21	3,916.02
10,400.000 UOL GROUP LTD FM6916841	4.87	45,316.88	50,618.97	0.08	5,302.09
2,800.000 VENTURE CORP LTD FM6927376	11.60	29,049.70	32,474.82	0.05	3,425.12
27,100.000 SEMBCORP INDUSTRIES LTD FMB08X160	1.25	30,679.18	33,995.20	0.05	3,316.02
25,100.000 OVERSEA-CHINESE BANKING CORP L FMB0F9V21	6.45	159,864.36	161,929.68	0.24	2,065.32
10,400.000 WILMAR INTERNATIONAL LTD FMB17KC65	2.93	25,247.33	30,490.66	0.05	5,243.33
8,100.000 KEPPEL CORP LTD FMB1VQ5C0	4.27	31,837.98	34,605.21	0.05	2,767.23
43,000.000 YANGZIJIANG SHIPBUILDING HOLDI FMB1VT039	0.67	24,714.88	28,665.64	0.04	3,950.76

BNY MELLON

Asset Detail - By Currency

Report ID : IACS0005
Base Currency : USD
Status : FINAL

PARAMETRIC EAFE PI2 - [redacted]

6/30/2020

Shares/Par Security ID Description Link Ref	Price Base	Cost Base	Market Value Base	Percent Of Total	Net Unrealized Gain/Loss Base
TOTAL EQUITY SINGAPORE DOLLAR		**697,744.07**	**773,360.81**	**1.15**	**75,616.74**
TOTAL ASSETS SINGAPORE DOLLAR		**705,208.98**	**780,816.41**	**1.16**	**75,607.43**
SWEDISH KRONA					
CASH & CASH EQUIVALENTS					
DIVIDENDS RECEIVABLE RECLAIM		8,204.68	7,739.03	0.01	-465.65
NON-BASE CURRENCY		2,100.43	2,107.31	0.00	6.88
TOTAL CASH & CASH EQUIVALENTS SWEDISH KRONA		**10,305.11**	**9,846.34**	**0.01**	**-458.77**
EQUITY					
11,189.000 SKANDINAVISKA ENSKILDA BANKEN SS4813340	8.66	78,510.38	96,918.13	0.14	18,407.75
5,396.000 SWEDBANK AB SS4846522	12.82	63,686.02	69,153.87	0.10	5,467.85
1,200.000 SWEDISH MATCH AB SS5048565	70.30	28,861.98	84,365.09	0.13	55,503.11
1,800.000 SECURITAS AB SS5554042	13.48	19,362.63	24,256.57	0.04	4,893.94
3,043.000 INVESTOR AB SS5679591	52.78	71,722.11	160,598.83	0.24	88,876.72
2,342.000 HENNES & MAURITZ AB SS5687438	14.49	36,991.93	33,936.02	0.05	-3,055.91

BNY MELLON

Asset Detail - By Currency

Report ID : IACS0005
Base Currency : USD
Status : FINAL

PARAMETRIC EAFE PI2 - [redacted]

6/30/2020

Shares/Par Security ID Description Link Ref	Price Base	Cost Base	Market Value Base	Percent Of Total	Net Unrealized Gain/Loss Base
14,754.000 TELEFONAKTIEBOLAGET LM ERICSSO SS5959373	9.25	96,043.06	136,444.39	0.20	40,401.33
9,479.000 TELIA CO AB SS5978381	3.74	29,921.45	35,406.42	0.05	5,484.97
1,663.000 SKANSKA AB SS7142093	20.34	31,550.66	33,825.30	0.05	2,274.64
1,250.000 ALFA LAVAL AB SS7332686	21.94	18,788.18	27,424.02	0.04	8,635.84
728.000 ICA GRUPPEN AB SSB0S1658	47.42	22,081.29	34,522.11	0.05	12,440.82
127.000 MODERN TIMES GROUP MTG AB SSB151P43	10.85	1,854.21	1,378.15	0.00	-476.06
2,010.000 SKF AB SSB1Q3J35	18.59	29,843.12	37,355.86	0.06	7,512.74
7,788.000 VOLVO AB SSB1QH836	15.66	84,851.79	121,961.13	0.18	37,109.34
5,294.000 SANDVIK AB SSB1VQ251	18.69	73,136.21	98,928.84	0.15	25,792.63
3,891.000 SVENSKA CELLULOSA AB SCA SSB1VVGZ9	11.89	15,470.16	46,274.44	0.07	30,804.28

BNY MELLON

Asset Detail - By Currency

Report ID : IACS0005
Base Currency : USD
Status : FINAL

PARAMETRIC EAFE PI2 - [redacted]

6/30/2020

Shares/Par Security ID Description Link Ref	Price Base	Cost Base	Market Value Base	Percent Of Total	Net Unrealized Gain/Loss Base
1,249.000 HEXAGON AB SSB1XFTL9	58.39	32,373.29	72,929.22	0.11	40,555.93
4,598.000 TELE2 AB SSB97C732	13.26	36,714.28	60,975.02	0.09	24,260.74
3,793.000 ATLAS COPCO AB SSBD97BN3	42.35	52,713.74	160,649.78	0.24	107,936.04
1,600.000 ATLAS COPCO AB SSBD97BS2	36.99	16,026.61	59,180.07	0.09	43,153.46
902.000 INTERNATIONAL PETROLEUM CORP/S SSBDCT292	1.81	2,322.57	1,635.22	0.00	-687.35
3,793.000 EPIROC AB SSBDZV110	12.46	15,555.32	47,266.70	0.07	31,711.38
1,600.000 EPIROC AB SSBDZV128	12.23	5,093.48	19,569.27	0.03	14,475.79
2,732.000 ESSITY AB SSBF1K7P7	32.32	37,039.92	88,294.10	0.13	51,254.18
127.000 NORDIC ENTERTAINMENT GROUP AB SSBHWV254	30.59	2,583.70	3,884.98	0.01	1,301.28
2,479.000 BOLIDEN AB SSBJV12J7	22.75	38,617.56	56,409.55	0.08	17,791.99

BNY MELLON

Asset Detail - By Currency

Report ID : IACS0005
Base Currency : USD
Status : FINAL

PARAMETRIC EAFE PI2 - [redacted]

6/30/2020

Shares/Par Security ID Description Link Ref	Price Base	Cost Base	Market Value Base	Percent Of Total	Net Unrealized Gain/Loss Base
2,681.000 KINNEVIK AB SSBK9X804	26.31	59,606.67	70,531.05	0.11	10,924.38
10,185.000 SVENSKA HANDELSBANKEN AB SSBXDZ9Q8	9.49	89,968.41	96,682.97	0.14	6,714.56
4,762.000 ASSA ABLOY AB SSBYPC1T6	20.33	38,481.19	96,833.19	0.14	58,352.00
21,016.000 NORDEA BANK ABP SSBYZF9J2	6.90	131,320.67	145,067.05	0.22	13,746.38
TOTAL EQUITY SWEDISH KRONA		**1,261,092.59**	**2,022,657.34**	**3.01**	**761,564.75**
TOTAL ASSETS SWEDISH KRONA		**1,271,397.70**	**2,032,503.68**	**3.03**	**761,105.98**
SWISS FRANC					
CASH & CASH EQUIVALENTS					
DIVIDENDS RECEIVABLE RECLAIM		63,869.79	66,586.83	0.10	2,717.04
NON-BASE CURRENCY		348.70	349.90	0.00	1.20
TOTAL CASH & CASH EQUIVALENTS SWISS FRANC		**64,218.49**	**66,936.73**	**0.10**	**2,718.24**
EQUITY					
36.000 SGS SA ES4824771	2,443.14	59,776.97	87,953.14	0.13	28,176.17
195.000 SWISSCOM AG ES5533975	523.35	79,340.12	102,053.19	0.15	22,713.07

BNY MELLON

Asset Detail - By Currency

Report ID : IACS0005
Base Currency : USD
Status : FINAL

PARAMETRIC EAFE PI2 - [redacted]

6/30/2020

Shares/Par Security ID Description Link Ref	Price Base	Cost Base	Market Value Base	Percent Of Total	Net Unrealized Gain/Loss Base
4.000 CHOCOLADEFABRIKEN LINDT & SPRU ES5962281	8,231.76	25,194.29	32,927.02	0.05	7,732.73
44.000 GIVAUDAN SA ES5980614	3,723.29	59,757.99	163,824.60	0.24	104,066.61
662.000 ZURICH INSURANCE GROUP AG ES5983816	352.70	165,350.45	233,486.78	0.35	68,136.33
11,223.000 NOVARTIS AG ES7103066	86.98	587,993.29	976,201.43	1.45	388,208.14
8,990.000 ABB LTD ES7108891	22.51	164,492.71	202,371.06	0.30	37,878.35
3,669.000 ROCHE HOLDING AG ES7110384	346.53	679,221.47	1,271,401.14	1.89	592,179.67
912.000 ADECCO GROUP AG ES7110723	46.92	34,917.85	42,791.96	0.06	7,874.11
1,868.000 LAFARGEHOLCIM LTD ES7110756	43.81	72,239.91	81,832.81	0.12	9,592.90
1,714.000 CLARIANT AG ES7113990	19.64	30,980.65	33,663.17	0.05	2,682.52
15,635.000 NESTLE SA ES7123874	110.54	901,096.15	1,728,256.98	2.57	827,160.83

BNY MELLON

Asset Detail - By Currency

Report ID : IACS0005
Base Currency : USD
Status : FINAL

PARAMETRIC EAFE PI2 - [redacted]

6/30/2020

Shares/Par Security ID Description Link Ref	Price Base	Cost Base	Market Value Base	Percent Of Total	Net Unrealized Gain/Loss Base
206.000 BALOISE HOLDING AG ES7124591	149.97	18,644.45	30,892.93	0.05	12,248.48
228.000 TEMENOS AG ES7147899	155.30	31,106.98	35,407.31	0.05	4,300.33
276.000 SONOVA HOLDING AG ES7156031	199.62	45,364.08	55,095.14	0.08	9,731.06
44.000 STRAUMANN HOLDING AG ES7156833	859.06	31,553.04	37,798.53	0.06	6,245.49
10,458.000 CREDIT SUISSE GROUP AG ES7171584	10.34	85,950.39	108,139.39	0.16	22,189.00
311.000 LONZA GROUP AG ES7333374	527.89	60,865.68	164,173.08	0.24	103,307.40
247.000 SWISS LIFE HOLDING AG ES7437803	370.43	48,682.89	91,495.96	0.14	42,813.07
47.000 EMS-CHEMIE HOLDING AG ES7635612	774.63	29,124.83	36,407.58	0.05	7,282.75
737.000 SWISS PRIME SITE AG ESB083BH9	92.45	56,781.13	68,134.87	0.10	11,353.74
114.000 PARTNERS GROUP HOLDING AG ESB119QG7	906.97	29,614.44	103,394.65	0.15	73,780.21

BNY MELLON

Asset Detail - By Currency

Report ID : IACS0005
Base Currency : USD
Status : FINAL

PARAMETRIC EAFE PI2 - [redacted]

6/30/2020

Shares/Par Security ID Description Link Ref	Price Base	Cost Base	Market Value Base	Percent Of Total	Net Unrealized Gain/Loss Base
298.000 SCHINDLER HOLDING AG ESB11TCY9	235.34	38,071.29	70,132.45	0.10	32,061.16
219.000 KUEHNE + NAGEL INTERNATIONAL A ESB142S69	166.11	24,724.47	36,378.66	0.05	11,654.19
188.000 GEBERIT AG ESB1WGG94	500.45	40,106.87	94,084.32	0.14	53,977.45
1,159.000 JULIUS BAER GROUP LTD ESB4R2R51	41.84	41,614.32	48,498.07	0.07	6,883.75
1,847.000 SWISS RE AG ESB545MG7	77.10	95,379.83	142,411.29	0.21	47,031.46
2,523.000 CIE FINANCIERE RICHEMONT SA ESBCRWZ17	63.79	105,380.07	160,930.95	0.24	55,550.88
697.000 IDORSIA LTD ESBF0YK60	31.98	5,589.56	22,288.11	0.03	16,698.55
889.000 SIKA AG ESBF2DSG4	192.44	40,829.13	171,082.42	0.25	130,253.29
554.000 GROUPE BRUXELLES LAMBERT SA ESBHZLGZ7	89.23	46,519.03	49,433.49	0.07	2,914.46
2,274.000 ALCON INC ESBJT1GR2	57.37	77,335.98	130,457.12	0.19	53,121.14

BNY MELLON

Asset Detail - By Currency

Report ID : IACS0005
Base Currency : USD
Status : FINAL

PARAMETRIC EAFE PI2 - [redacted]

6/30/2020

Shares/Par Security ID Description Link Ref	Price Base	Cost Base	Market Value Base	Percent Of Total	Net Unrealized Gain/Loss Base
357.000 BANQUE CANTONALE VAUDOISE ESBMFY8R7	97.20	34,244.07	34,699.70	0.05	455.63
10,694.000 UBS GROUP AG ESBRJL171	11.51	91,559.26	123,073.26	0.18	31,514.00
245.000 VIFOR PHARMA AG ESBZ12TW9	150.44	27,478.60	36,857.95	0.05	9,379.35
TOTAL EQUITY SWISS FRANC		**3,966,882.24**	**6,808,030.51**	**10.14**	**2,841,148.27**
TOTAL ASSETS SWISS FRANC		**4,031,100.73**	**6,874,967.24**	**10.24**	**2,843,866.51**
U.S. DOLLAR					
CASH & CASH EQUIVALENTS					
100,485.350 BLACKROCK LIQ T FUND INSTL 996229696 VAR RT 12/31/2049 DD 01/31/12	100.00	100,485.35	100,485.35	0.15	0.00
DIVIDENDS RECEIVABLE		2,438.93	2,438.93	0.00	0.00
INTEREST RECEIVABLE		9.29	9.29	0.00	0.00
TOTAL CASH & CASH EQUIVALENTS U.S. DOLLAR		**102,933.57**	**102,933.57**	**0.15**	**0.00**
EQUITY					
201.000 BEIGENE LTD 07725L102 ADR	188.40	30,816.32	37,868.40	0.06	7,052.08
1,963.000 MELCO RESORTS & ENTERTAINMENT 585464100 ADR	15.52	32,870.44	30,465.76	0.05	-2,404.68

BNY MELLON

Asset Detail - By Currency

Report ID : IACS0005
Base Currency : USD
Status : FINAL

PARAMETRIC EAFE PI2 - [redacted]

6/30/2020

Shares/Par Security ID Description Link Ref	Price Base	Cost Base	Market Value Base	Percent Of Total	Net Unrealized Gain/Loss Base
7,794.000 TEVA PHARMACEUTICAL INDUSTRIES 881624209 ADR	12.33	55,336.81	96,100.02	0.14	40,763.21
800.000 JARDINE MATHESON HOLDINGS LTD FM6472118	41.74	34,118.68	33,392.00	0.05	-726.68
2,000.000 JARDINE STRATEGIC HOLDINGS LTD FM6472969	21.55	42,235.95	43,100.00	0.06	864.05
699.000 CHECK POINT SOFTWARE TECHNOLOG M22465104	107.43	56,619.15	75,093.57	0.11	18,474.42
310.000 CYBERARK SOFTWARE LTD M2682V108	99.27	26,898.70	30,773.70	0.05	3,875.00
242.000 WIX.COM LTD M98068105	256.22	25,286.58	62,005.24	0.09	36,718.66
623.000 NXP SEMICONDUCTORS NV N6596X109	114.04	47,981.00	71,046.92	0.11	23,065.92
TOTAL EQUITY U.S. DOLLAR		**352,163.63**	**479,845.61**	**0.71**	**127,681.98**
TOTAL ASSETS U.S. DOLLAR		**455,097.20**	**582,779.18**	**0.87**	**127,681.98**
TOTAL ASSETS		**45,005,808.03**	**67,166,472.87**	**100.00**	**22,160,664.84**

BNY MELLON

Asset Detail - By Currency

Report ID : IACS0005
Base Currency : USD
Status : FINAL

WELLINGTON EMD PI2 - [redacted]

6/30/2020

Shares/Par Security ID Description Link Ref	Price Base	Cost Base	Market Value Base	Percent Of Total	Net Unrealized Gain/Loss Base
U.S. DOLLAR					
FIXED INCOME SECURITIES					
2,307,938.878 WTC-CTF JPM PAG EMERGING 99VVAJY68 MARKETS DEBT	10.53	23,077,787.58	24,302,596.39	100.00	1,224,808.81

Xcel Energy
Qualified Trust Analysis, Statements and Balances

Docket No. E002/M-20-___
Schedule D.7
Page 194 of 252

BNY MELLON

Asset Detail - By Currency

Report ID : IACS0005
Base Currency : USD
Status : FINAL

STEPSTONE PI2 - [redacted]

6/30/2020

Shares/Par Security ID Description Link Ref	Price Base	Cost Base	Market Value Base	Percent Of Total	Net Unrealized Gain/Loss Base
U.S. DOLLAR					
PRIVATE EQUITY					
54,933,236.000 STEPSTONE XL OPP FUND LP 99VVAKD50		40,238,388.98	54,933,236.00	58.21	14,694,847.02
25,693,451.000 STEPSTONE XL OP FUND II-A 99VVBMW13		23,601,012.64	25,693,451.00	27.23	2,092,438.36
13,743,699.000 STEPSTONE CAP PARTNERS IV LP 99VVBNR66		12,672,578.00	13,743,699.00	14.56	1,071,121.00
TOTAL PRIVATE EQUITY U.S. DOLLAR		**76,511,979.62**	**94,370,386.00**	**100.00**	**17,858,406.38**
TOTAL ASSETS U.S. DOLLAR		**76,511,979.62**	**94,370,386.00**	**100.00**	**17,858,406.38**
TOTAL ASSETS		**76,511,979.62**	**94,370,386.00**	**100.00**	**17,858,406.38**

BNY MELLON

Asset Detail - By Currency

Report ID : IACS0005
Base Currency : USD
Status : FINAL

FIRST PRINCIPLES PI2 - [redacted]

6/30/2020

Shares/Par Security ID Description Link Ref	Price Base	Cost Base	Market Value Base	Percent Of Total	Net Unrealized Gain/Loss Base
U.S. DOLLAR					
CASH & CASH EQUIVALENTS					
2,603,363.340 BLACKROCK LIQ T FUND INSTL 996229696 VAR RT 12/31/2049 DD 01/31/12	100.00	2,603,363.34	2,603,363.34	2.14	0.00
-200,000.000 SWAP COLLATERAL WITH BARCLAYS 99QAAAPN2		-200,000.00	-200,000.00	-0.16	0.00
CASH		9,648.84	9,648.84	0.01	0.00
INTEREST RECEIVABLE		879,669.95	879,669.95	0.72	0.00
PAYABLE FOR INVESTMENTS PURCHASED		-754,687.50	-754,687.50	-0.62	0.00
TOTAL CASH & CASH EQUIVALENTS U.S. DOLLAR		**2,537,994.63**	**2,537,994.63**	**2.09**	**0.00**
FIXED INCOME SECURITIES					
180,000.000 AT&T INC 00206RDH2 5.150% 03/15/2042 DD 03/15/16	124.82	176,588.16	224,677.80	0.18	48,089.64
840,000.000 AT&T INC 00206RGQ9 4.300% 02/15/2030 DD 08/15/18	117.20	940,131.94	984,438.00	0.81	44,306.06
375,000.000 AT&T INC 00206RHK1 4.850% 03/01/2039 DD 02/19/19	120.61	380,320.20	452,295.00	0.37	71,974.80

BNY MELLON

Asset Detail - By Currency

Report ID : IACS0005
Base Currency : USD
Status : FINAL

FIRST PRINCIPLES PI2 - [redacted]

6/30/2020

Shares/Par Security ID Description Link Ref	Price Base	Cost Base	Market Value Base	Percent Of Total	Net Unrealized Gain/Loss Base
570,000.000 AERCAP IRELAND CAPITAL DAC / A 00774MAE5 3.875% 01/23/2028 DD 01/23/18	90.32	592,328.19	514,841.10	0.42	-77,487.09
600,000.000 AIR LEASE CORP 00912XAV6 3.625% 04/01/2027 DD 03/08/17	98.08	586,632.09	588,480.00	0.48	1,847.91
850,000.000 AIRCASTLE LTD 00928QAQ4 4.125% 05/01/2024 DD 03/20/17	93.95	889,273.30	798,532.50	0.66	-90,740.80
1,050,000.000 ALIBABA GROUP HOLDING LTD 01609WAT9 3.400% 12/06/2027 DD 12/06/17	111.10	1,100,053.73	1,166,508.00	0.96	66,454.27
500,000.000 ALLY FINANCIAL INC 02005NBK5 3.050% 06/05/2023 DD 06/03/20	101.20	505,754.59	506,010.00	0.42	255.41
450,000.000 AMAZON.COM INC 023135BF2 3.875% 08/22/2037 DD 02/22/18	123.82	459,326.16	557,194.50	0.46	97,868.34
300,000.000 AMAZON.COM INC 023135BJ4 4.050% 08/22/2047 DD 02/22/18	130.09	313,048.37	390,267.00	0.32	77,218.63
490,000.000 AMGEN INC 031162CD0 4.563% 06/15/2048 DD 12/15/16	130.22	581,519.77	638,078.00	0.52	56,558.23
1,000,000.000 AMGEN INC 031162CF5 4.663% 06/15/2051 DD 12/15/16	133.32	1,290,715.64	1,333,160.00	1.10	42,444.36
160,000.000 ANHEUSER-BUSCH INBEV WORLDWIDE 03523TBF4 8.200% 01/15/2039 DD 01/15/11	157.70	246,372.14	252,313.60	0.21	5,941.46

BNY MELLON

Asset Detail - By Currency

Report ID : IACS0005
Base Currency : USD
Status : FINAL

FIRST PRINCIPLES PI2 - [redacted]

6/30/2020

Shares/Par Security ID Description Link Ref	Price Base	Cost Base	Market Value Base	Percent Of Total	Net Unrealized Gain/Loss Base
500,000.000 ANHEUSER-BUSCH INBEV FINANCE I 035242AN6 4.900% 02/01/2046 DD 01/25/16	121.70	569,272.37	608,515.00	0.50	39,242.63
280,000.000 ANTHEM INC 036752AG8 4.101% 03/01/2028 DD 03/02/18	117.19	308,000.94	328,134.80	0.27	20,133.86
490,000.000 APPLE INC 037833BX7 4.650% 02/23/2046 DD 02/23/16	137.72	632,490.67	674,803.50	0.56	42,312.83
300,000.000 APPLE INC 037833DD9 3.750% 09/12/2047 DD 09/12/17	119.95	298,379.02	359,844.00	0.30	61,464.98
750,000.000 ARES XXXIV CLO LTD 2A BR2 144A 04015GAR0 VAR RT 04/17/2033 DD 03/20/20	100.00	750,000.00	750,000.00	0.62	0.00
280,000.000 ASTRAZENECA PLC 046353AD0 6.450% 09/15/2037 DD 09/12/07	152.07	402,645.34	425,782.00	0.35	23,136.66
300,000.000 AUSTRALIA & NEW ZEALAND B 144A 052528AL0 VAR RT 07/22/2030 DD 01/22/20	101.99	300,000.00	305,979.00	0.25	5,979.00
280,000.000 AUTOZONE INC 053332AV4 3.750% 06/01/2027 DD 04/18/17	112.07	302,709.77	313,784.80	0.26	11,075.03
290,000.000 BANK OF AMERICA CORP 06051GHS1 VAR RT 03/15/2050 DD 03/15/19	129.23	346,163.12	374,767.00	0.31	28,603.88
1,000,000.000 BANK OF AMERICA CORP 06051GJB6 VAR RT 04/29/2031 DD 04/29/20	105.82	1,027,678.46	1,058,150.00	0.87	30,471.54

BNY MELLON

Asset Detail - By Currency

Report ID : IACS0005
Base Currency : USD
Status : FINAL

FIRST PRINCIPLES PI2 - [redacted]

6/30/2020

Shares/Par Security ID Description Link Ref	Price Base	Cost Base	Market Value Base	Percent Of Total	Net Unrealized Gain/Loss Base
250,000.000 BARRICK GOLD CORP 067901AH1 5.250% 04/01/2042 DD 04/03/12	131.78	313,798.83	329,445.00	0.27	15,646.17
490,000.000 BECTON DICKINSON AND CO 075887BV0 3.363% 06/06/2024 DD 06/06/17	107.93	513,664.38	528,842.30	0.43	15,177.92
300,000.000 BECTON DICKINSON AND CO 075887BW8 3.700% 06/06/2027 DD 06/06/17	111.77	315,987.11	335,313.00	0.28	19,325.89
450,000.000 BOEING CO/THE 097023AS4 6.625% 02/15/2038 DD 02/24/98	119.32	615,993.71	536,953.50	0.44	-79,040.21
700,000.000 BOSTON SCIENTIFIC CORP 101137AX5 4.000% 03/01/2029 DD 02/25/19	114.42	784,830.93	800,961.00	0.66	16,130.07
490,000.000 BP CAPITAL MARKETS AMERICA INC 10373QBE9 3.410% 02/11/2026 DD 02/11/19	110.60	523,158.06	541,930.20	0.45	18,772.14
680,000.000 BRISTOL-MYERS SQUIBB CO 144A 110122CC0 4.125% 06/15/2039 DD 05/16/19	127.31	760,899.63	865,694.40	0.71	104,794.77
300,000.000 BRISTOL-MYERS SQUIBB CO 144A 110122CD8 4.250% 10/26/2049 DD 05/16/19	131.92	319,584.94	395,760.00	0.33	76,175.06
280,000.000 BROADCOM CORP / BROADCOM CAYMA 11134LAP4 3.125% 01/15/2025 DD 10/17/17	106.82	279,947.44	299,096.00	0.25	19,148.56
280,000.000 BURLINGTON NORTHERN SANTA FE L 12189LAW1 4.150% 04/01/2045 DD 03/09/15	123.07	330,069.09	344,582.00	0.28	14,512.91

BNY MELLON

Asset Detail - By Currency

Report ID : IACS0005
Base Currency : USD
Status : FINAL

FIRST PRINCIPLES PI2 - [redacted]

6/30/2020

Shares/Par Security ID Description Link Ref	Price Base	Cost Base	Market Value Base	Percent Of Total	Net Unrealized Gain/Loss Base
490,000.000 CIGNA CORP 144A 125523CA6 3.400% 03/01/2027 DD 09/01/19	110.16	516,659.37	539,759.50	0.44	23,100.13
200,000.000 CIT GROUP INC 125581GV4 4.125% 03/09/2021 DD 03/09/18	100.00	194,263.38	200,000.00	0.16	5,736.62
1,480,000.000 CIT GROUP INC 125581GW2 5.250% 03/07/2025 DD 03/09/18	103.60	1,616,283.89	1,533,339.20	1.26	-82,944.69
490,000.000 CVS HEALTH CORP 126650CX6 4.300% 03/25/2028 DD 03/09/18	116.96	541,094.87	573,089.30	0.47	31,994.43
1,120,000.000 CAPITAL ONE FINANCIAL CORP 14040HBW4 3.800% 01/31/2028 DD 01/30/18	111.33	1,215,140.52	1,246,918.40	1.03	31,777.88
250,000.000 CENTENE CORP 15135BAR2 4.250% 12/15/2027 DD 12/06/19	103.19	257,187.38	257,977.50	0.21	790.12
300,000.000 CHARTER COMMUNICATIONS OPERATI 161175AY0 4.908% 07/23/2025 DD 07/23/16	114.61	310,084.84	343,824.00	0.28	33,739.16
480,000.000 CHARTER COMMUNICATIONS OPERATI 161175BJ2 3.750% 02/15/2028 DD 07/06/17	109.01	449,771.29	523,252.80	0.43	73,481.51
280,000.000 CHARTER COMMUNICATIONS OPERATI 161175BR4 5.050% 03/30/2029 DD 01/17/19	118.04	319,860.21	330,514.80	0.27	10,654.59
700,000.000 CITIGROUP INC 172967KR1 4.750% 05/18/2046 DD 05/18/16	127.20	857,870.87	890,407.00	0.73	32,536.13

BNY MELLON

Asset Detail - By Currency

Report ID : IACS0005
Base Currency : USD
Status : FINAL

FIRST PRINCIPLES PI2 - [redacted]

6/30/2020

Shares/Par Security ID Description Link Ref	Price Base	Cost Base	Market Value Base	Percent Of Total	Net Unrealized Gain/Loss Base
600,000.000 CITIGROUP INC 172967LP4 VAR RT 07/24/2028 DD 07/24/17	111.49	605,006.07	668,958.00	0.55	63,951.93
630,000.000 CITIGROUP INC 172967LS8 VAR RT 10/27/2028 DD 10/27/17	110.21	630,000.00	694,291.50	0.57	64,291.50
1,500,000.000 CITIGROUP INC 172967ME8 VAR RT 03/20/2030 DD 03/20/19	114.92	1,563,717.49	1,723,755.00	1.42	160,037.51
250,000.000 COMCAST CORP 20030NCE9 3.999% 11/01/2049 DD 10/19/17	120.76	261,126.54	301,910.00	0.25	40,783.46
1,000,000.000 CONSUMERS ENERGY CO 210518CZ7 3.250% 08/15/2046 DD 08/10/16	111.60	1,098,290.68	1,116,000.00	0.92	17,709.32
760,000.000 CREDIT SUISSE AG 144A 22546DAA4 6.500% 08/08/2023 DD 08/08/13	109.03	835,342.98	828,597.60	0.68	-6,745.38
730,000.000 CROWN CASTLE INTERNATIONAL COR 22822VAB7 4.450% 02/15/2026 DD 02/08/16	114.63	806,067.79	836,791.70	0.69	30,723.91
490,000.000 DR HORTON INC 23331ABM0 2.500% 10/15/2024 DD 10/10/19	104.45	497,649.61	511,780.50	0.42	14,130.89
150,000.000 DAIMLER FINANCE NORTH AME 144A 233851CS1 2.850% 01/06/2022 DD 01/06/17	102.24	149,947.70	153,354.00	0.13	3,406.30
1,226,562.500 DAVITA 8/19 DELAYED DRAW TLA 23918VAW4	96.50	1,223,771.70	1,183,632.81	0.97	-40,138.89

BNY MELLON

Asset Detail - By Currency

Report ID : IACS0005
Base Currency : USD
Status : FINAL

FIRST PRINCIPLES PI2 - [redacted]

6/30/2020

Shares/Par Security ID Description Link Ref	Price Base	Cost Base	Market Value Base	Percent Of Total	Net Unrealized Gain/Loss Base
420,000.000 JOHN DEERE CAPITAL CORP 24422EUU1 3.450% 03/07/2029 DD 03/07/19	115.93	460,521.16	486,897.60	0.40	26,376.44
820,000.000 DELL INTERNATIONAL LLC / 144A 24703DAY7 4.000% 07/15/2024 DD 03/20/19	107.80	856,379.64	883,919.00	0.73	27,539.36
1,430,000.000 DELTA AIR LINES INC 247361ZU5 2.900% 10/28/2024 DD 10/28/19	81.10	1,422,480.69	1,159,758.60	0.95	-262,722.09
300,000.000 DELL INTERNATIONAL LLC / 144A 25272KAK9 6.020% 06/15/2026 DD 06/01/16	114.65	314,001.30	343,944.00	0.28	29,942.70
280,000.000 DISCOVERY COMMUNICATIONS LLC 25470DBF5 4.125% 05/15/2029 DD 05/21/19	114.18	305,887.34	319,698.40	0.26	13,811.06
410,000.000 DOMINION ENERGY INC 25746UCZ0 4.600% 03/15/2049 DD 03/13/19	125.95	456,245.37	516,403.20	0.42	60,157.83
250,000.000 DOW CHEMICAL CO/THE 260543CR2 5.550% 11/30/2048 DD 05/30/19	130.67	281,773.47	326,662.50	0.27	44,889.03
375,000.000 DUKE ENERGY CORP 26441CAS4 2.650% 09/01/2026 DD 08/12/16	108.50	362,978.56	406,860.00	0.33	43,881.44
450,000.000 DUKE ENERGY CORP 26441CBF1 4.200% 06/15/2049 DD 06/07/19	122.00	457,662.83	548,991.00	0.45	91,328.17
280,000.000 EASTMAN CHEMICAL CO 277432AW0 4.500% 12/01/2028 DD 11/06/18	114.89	315,333.45	321,703.20	0.26	6,369.75

BNY MELLON

Asset Detail - By Currency

Report ID : IACS0005
Base Currency : USD
Status : FINAL

FIRST PRINCIPLES PI2 - [redacted]

6/30/2020

Shares/Par Security ID Description Link Ref	Price Base	Cost Base	Market Value Base	Percent Of Total	Net Unrealized Gain/Loss Base
290,000.000 ENERGY TRANSFER OPERATING LP 29273RBD0 4.050% 03/15/2025 DD 03/12/15	106.11	302,110.10	307,727.70	0.25	5,617.60
400,000.000 ENERGY TRANSFER OPERATING LP 29278NAF0 4.950% 06/15/2028 DD 06/08/18	107.39	433,516.46	429,556.00	0.35	-3,960.46
770,000.000 ENERGY TRANSFER OPERATING LP 29278NAN3 5.500% 06/01/2027 DD 12/01/18	111.46	852,005.77	858,242.00	0.71	6,236.23
175,000.000 ENTERPRISE PRODUCTS OPERATING 29379VBA0 4.850% 03/15/2044 DD 03/18/13	115.85	183,512.67	202,732.25	0.17	19,219.58
1,640,000.000 EQUINIX INC 29444UAR7 5.375% 05/15/2027 DD 03/22/17	109.10	1,753,168.28	1,789,240.00	1.47	36,071.72
170,000.000 FEDEX CORP 31428XBM7 3.300% 03/15/2027 DD 01/06/17	107.71	171,083.44	183,107.00	0.15	12,023.56
280,000.000 FISERV INC 337738AU2 3.500% 07/01/2029 DD 06/24/19	112.41	300,231.03	314,753.60	0.26	14,522.57
300,000.000 FOX CORP 35137LAH8 4.709% 01/25/2029 DD 01/25/20	120.13	332,627.15	360,378.00	0.30	27,750.85
1,500,000.000 GENERAL MOTORS CO 37045VAW0 5.400% 10/02/2023 DD 05/12/20	108.13	1,548,660.73	1,621,875.00	1.33	73,214.27
250,000.000 GENERAL MOTORS FINANCIAL CO IN 37045XBR6 VAR RT 01/14/2022 DD 01/17/17	99.34	251,537.29	248,352.50	0.20	-3,184.79

BNY MELLON

Asset Detail - By Currency

Report ID : IACS0005
Base Currency : USD
Status : FINAL

FIRST PRINCIPLES PI2 - [redacted]

6/30/2020

Shares/Par Security ID Description Link Ref	Price Base	Cost Base	Market Value Base	Percent Of Total	Net Unrealized Gain/Loss Base
490,000.000 GENERAL MOTORS FINANCIAL CO IN 37045XBW5 3.950% 04/13/2024 DD 04/13/17	103.45	514,044.68	506,905.00	0.42	-7,139.68
5,000.000 GEORGIA-PACIFIC LLC 373298CF3 8.000% 01/15/2024 DD 12/11/03	124.95	5,712.88	6,247.60	0.01	534.72
490,000.000 GILEAD SCIENCES INC 375558BG7 4.600% 09/01/2035 DD 09/14/15	131.22	603,698.89	642,987.80	0.53	39,288.91
625,000.000 GOLDMAN SACHS GROUP INC/THE 38141GFD1 6.750% 10/01/2037 DD 10/03/07	145.59	812,197.44	909,912.50	0.75	97,715.06
580,000.000 GOLDMAN SACHS GROUP INC/THE 38141GXD1 VAR RT 05/15/2026 DD 05/17/18	99.27	585,873.94	575,766.00	0.47	-10,107.94
340,000.000 HCA INC 404119BN8 5.000% 03/15/2024 DD 03/17/14	111.15	355,637.43	377,910.00	0.31	22,272.57
1,020,000.000 HCA INC 404119BQ1 5.250% 04/15/2025 DD 10/17/14	114.69	1,129,751.00	1,169,797.20	0.96	40,046.20
400,000.000 HCA INC 404119BU2 4.500% 02/15/2027 DD 08/15/16	111.50	406,516.18	445,988.00	0.37	39,471.82
840,000.000 HSBC HOLDINGS PLC 404280AW9 4.300% 03/08/2026 DD 03/08/16	112.88	922,624.95	948,192.00	0.78	25,567.05
420,000.000 WELLTOWER INC 42217KBF2 4.000% 06/01/2025 DD 05/26/15	110.53	455,801.95	464,221.80	0.38	8,419.85

BNY MELLON

Asset Detail - By Currency

Report ID : IACS0005
Base Currency : USD
Status : FINAL

FIRST PRINCIPLES PI2 - [redacted]

6/30/2020

Shares/Par Security ID Description Link Ref	Price Base	Cost Base	Market Value Base	Percent Of Total	Net Unrealized Gain/Loss Base
750,000.000 HILTON HOTELS 6/19 COV-LITE 43289DAH6 0.000% 06/18/2026 DD 06/10/19	94.23	754,687.50	706,740.00	0.58	-47,947.50
250,000.000 HONEYWELL INTERNATIONAL INC 438516BZ8 1.950% 06/01/2030 DD 05/18/20	104.51	249,730.48	261,272.50	0.21	11,542.02
450,000.000 HUNTINGTON INGALLS INDUST 144A 446413AH9 5.000% 11/15/2025 DD 11/17/15	103.54	462,697.50	465,907.50	0.38	3,210.00
300,000.000 HYUNDAI CAPITAL AMERICA 144A 44891AAR8 3.250% 09/20/2022 DD 09/20/17	102.72	299,993.38	308,145.00	0.25	8,151.62
125,000.000 INTERCONTINENTAL EXCHANGE INC 45866FAL8 3.000% 06/15/2050 DD 05/26/20	104.40	123,123.79	130,496.86	0.11	7,373.07
300,000.000 INTERNATIONAL BUSINESS MACHINE 459200KC4 4.250% 05/15/2049 DD 05/15/19	127.32	306,796.42	381,963.00	0.31	75,166.58
490,000.000 IPALCO ENTERPRISES INC 462613AM2 3.700% 09/01/2024 DD 08/22/17	106.91	511,339.28	523,859.00	0.43	12,519.72
360,000.000 JPMORGAN CHASE & CO 46625HLL2 4.950% 06/01/2045 DD 05/29/15	134.53	409,218.27	484,311.60	0.40	75,093.33
425,000.000 JPMORGAN CHASE & CO 46647PAJ5 VAR RT 07/24/2038 DD 07/24/17	117.44	426,825.17	499,098.75	0.41	72,273.58
140,000.000 JPMORGAN CHASE & CO 46647PAN6 VAR RT 01/23/2049 DD 01/23/18	120.87	140,000.00	169,213.80	0.14	29,213.80

BNY MELLON

Asset Detail - By Currency

Report ID : IACS0005
Base Currency : USD
Status : FINAL

FIRST PRINCIPLES PI2 - [redacted]

6/30/2020

Shares/Par Security ID Description Link Ref	Price Base	Cost Base	Market Value Base	Percent Of Total	Net Unrealized Gain/Loss Base
300,000.000 JOHNSON & JOHNSON 478160CF9 3.625% 03/03/2037 DD 03/03/17	119.33	299,330.66	357,984.00	0.29	58,653.34
740,000.000 KINDER MORGAN INC 49456BAF8 4.300% 06/01/2025 DD 11/26/14	112.19	798,208.28	830,235.60	0.68	32,027.32
300,000.000 KROGER CO/THE 501044DE8 2.650% 10/15/2026 DD 10/03/16	108.68	285,155.50	326,046.00	0.27	40,890.50
1,126,831.230 LFS 2019A LLC A A 144A 50201NAA9 5.250% 05/15/2031 DD 05/30/19	100.00	1,126,831.23	1,126,831.23	0.93	0.00
1,010,000.000 LENNAR CORP 526057BZ6 4.500% 04/30/2024 DD 04/28/17	103.98	1,068,566.53	1,050,187.90	0.86	-18,378.63
730,000.000 LLOYDS BANKING GROUP PLC 539439AQ2 VAR RT 11/07/2028 DD 11/07/17	108.69	775,084.41	793,407.80	0.65	18,323.39
490,000.000 LOCKHEED MARTIN CORP 539830BB4 4.070% 12/15/2042 DD 12/14/12	126.84	583,100.61	621,516.00	0.51	38,415.39
360,000.000 LOWE'S COS INC 548661DR5 3.650% 04/05/2029 DD 04/05/19	114.68	392,203.42	412,844.40	0.34	20,640.98
375,000.000 LOWE'S COS INC 548661DS3 4.550% 04/05/2049 DD 04/05/19	125.85	378,098.70	471,937.50	0.39	93,838.80
280,000.000 LYONDELLBASELL INDUSTRIES NV 552081AK7 5.750% 04/15/2024 DD 04/09/12	115.12	316,592.98	322,330.40	0.27	5,737.42

BNY MELLON

Asset Detail - By Currency

Report ID : IACS0005
Base Currency : USD
Status : FINAL

FIRST PRINCIPLES PI2 - [redacted]

6/30/2020

Shares/Par Security ID Description Link Ref	Price Base	Cost Base	Market Value Base	Percent Of Total	Net Unrealized Gain/Loss Base
390,000.000 MARATHON PETROLEUM CORP 56585ABC5 5.125% 12/15/2026 DD 12/15/18	115.06	419,789.52	448,749.60	0.37	28,960.08
280,000.000 MARRIOTT INTERNATIONAL INC/MD 571903AS2 3.125% 06/15/2026 DD 06/10/16	97.27	292,070.08	272,358.80	0.22	-19,711.28
280,000.000 MCDONALD'S CORP 58013MER1 3.625% 05/01/2043 DD 05/06/13	109.73	295,275.86	307,238.40	0.25	11,962.54
200,000.000 MCDONALD'S CORP 58013MFC3 4.450% 03/01/2047 DD 03/09/17	121.69	199,075.00	243,370.00	0.20	44,295.00
475,000.000 BERKSHIRE HATHAWAY ENERGY CO 59562VAM9 6.125% 04/01/2036 DD 10/01/06	144.48	633,373.22	686,289.50	0.56	52,916.28
840,000.000 MITSUBISHI UFJ FINANCIAL GROUP 606822BM5 3.195% 07/18/2029 DD 07/18/19	109.35	886,230.66	918,573.60	0.76	32,342.94
300,000.000 MIZUHO FINANCIAL GROUP INC 60687YAK5 3.663% 02/28/2027 DD 02/28/17	110.34	300,000.00	331,029.00	0.27	31,029.00
900,000.000 MORGAN STANLEY 61744YAK4 VAR RT 07/22/2028 DD 07/24/17	112.45	906,386.70	1,012,032.00	0.83	105,645.30
510,000.000 MORGAN STANLEY 61746BEG7 4.375% 01/22/2047 DD 01/20/17	128.84	537,528.50	657,063.60	0.54	119,535.10
1,150,000.000 MOUNTAIN VIEW CLO X 2A B1 144A 62432PAL6 VAR RT 01/15/2033 DD 01/24/20	100.00	1,150,000.00	1,150,000.00	0.95	0.00

BNY MELLON

Asset Detail - By Currency

Report ID : IACS0005
Base Currency : USD
Status : FINAL

FIRST PRINCIPLES PI2 - [redacted]

6/30/2020

Shares/Par Security ID Description Link Ref	Price Base	Cost Base	Market Value Base	Percent Of Total	Net Unrealized Gain/Loss Base
280,000.000 NXP BV / NXP FUNDING LLC 144A 62947QAZ1 4.875% 03/01/2024 DD 12/06/18	111.68	306,869.76	312,715.20	0.26	5,845.44
280,000.000 NEWMONT CORP 651639AX4 2.800% 10/01/2029 DD 09/16/19	105.46	286,956.85	295,293.60	0.24	8,336.75
280,000.000 NEXTERA ENERGY CAPITAL HOLDING 65339KAT7 3.550% 05/01/2027 DD 04/28/17	113.36	300,936.61	317,396.80	0.26	16,460.19
290,000.000 NORFOLK SOUTHERN CORP 655844BQ0 4.450% 06/15/2045 DD 06/02/15	124.60	302,493.59	361,348.70	0.30	58,855.11
280,000.000 NORFOLK SOUTHERN CORP 655844CE6 2.550% 11/01/2029 DD 11/04/19	106.31	283,802.56	297,662.40	0.24	13,859.84
450,000.000 NORTHROP GRUMMAN CORP 666807BJ0 3.850% 04/15/2045 DD 02/06/15	117.36	440,775.68	528,111.00	0.43	87,335.32
490,000.000 OHIO POWER CO 677415CR0 4.000% 06/01/2049 DD 05/22/19	121.23	571,409.95	594,036.80	0.49	22,626.85
490,000.000 ORACLE CORP 68389XBN4 3.250% 11/15/2027 DD 11/09/17	112.58	527,519.32	551,637.10	0.45	24,117.78
490,000.000 PACCAR FINANCIAL CORP 69371RQ25 2.150% 08/15/2024 DD 08/15/19	105.30	495,916.92	515,945.50	0.42	20,028.58
320,000.000 PFIZER INC 717081DE0 4.300% 06/15/2043 DD 06/03/13	126.61	346,976.49	405,155.20	0.33	58,178.71

BNY MELLON

Asset Detail - By Currency

Report ID : IACS0005
Base Currency : USD
Status : FINAL

FIRST PRINCIPLES PI2 - [redacted]

6/30/2020

Shares/Par Security ID Description Link Ref	Price Base	Cost Base	Market Value Base	Percent Of Total	Net Unrealized Gain/Loss Base
330,000.000 REPUBLIC SERVICES INC 760759AP5 3.550% 06/01/2022 DD 05/21/12	105.05	335,867.57	346,678.20	0.29	10,810.63
280,000.000 NATWEST GROUP PLC 780097BD2 3.875% 09/12/2023 DD 09/12/16	107.81	293,796.12	301,879.20	0.25	8,083.08
310,000.000 SHELL INTERNATIONAL FINANCE BV 822582BQ4 4.000% 05/10/2046 DD 05/10/16	116.91	313,641.55	362,424.10	0.30	48,782.55
490,000.000 SOUTHERN CO/THE 842587CX3 4.400% 07/01/2046 DD 05/24/16	118.67	564,440.59	581,483.00	0.48	17,042.41
500,000.000 STARBUCKS CORP 855244BA6 3.500% 11/15/2050 DD 05/07/20	105.36	509,042.64	526,800.00	0.43	17,757.36
300,000.000 SUMITOMO MITSUI FINANCIAL GROU 86562MBP4 3.040% 07/16/2029 DD 07/16/19	107.58	312,585.07	322,752.00	0.27	10,166.93
360,000.000 SUNOCO LOGISTICS PARTNERS OPER 86765BAU3 4.000% 10/01/2027 DD 09/21/17	102.44	358,589.46	368,794.80	0.30	10,205.34
1,430,000.000 SYNCHRONY FINANCIAL 87165BAG8 4.500% 07/23/2025 DD 07/23/15	106.25	1,527,647.25	1,519,375.00	1.25	-8,272.25
500,000.000 SYSCO CORP 871829BJ5 3.300% 02/15/2050 DD 02/13/20	94.17	501,022.27	470,870.00	0.39	-30,152.27
1,500,000.000 SYSCO CORP 871829BL0 5.950% 04/01/2030 DD 04/02/20	125.61	1,821,433.45	1,884,165.00	1.55	62,731.55

BNY MELLON

Asset Detail - By Currency

Report ID : IACS0005
Base Currency : USD
Status : FINAL

FIRST PRINCIPLES PI2 - [redacted]

6/30/2020

Shares/Par Security ID Description Link Ref	Price Base	Cost Base	Market Value Base	Percent Of Total	Net Unrealized Gain/Loss Base
280,000.000 TRANSCONTINENTAL GAS PIPE LINE 893574AH6 7.850% 02/01/2026 DD 08/01/16	130.17	354,865.02	364,464.80	0.30	9,599.78
280,000.000 UNION PACIFIC CORP 907818EB0 3.375% 02/01/2035 DD 01/29/15	112.54	299,648.23	315,117.60	0.26	15,469.37
1,025,786.700 US TREAS-CPI INFLAT 912810FQ6 3.375% 04/15/2032 DD 10/15/01	148.81	1,334,789.32	1,526,462.93	1.26	191,673.61
2,274,501.323 US TREAS-CPI INFLAT 912810QF8 2.125% 02/15/2040 DD 02/15/10	147.32	2,939,856.16	3,350,886.33	2.76	411,030.17
3,001,863.400 US TREAS-CPI INFLAT 912810QV3 0.750% 02/15/2042 DD 02/15/12	119.65	2,891,775.06	3,591,849.63	2.95	700,074.57
3,346,259.999 US TREAS-CPI INFLAT 912810RA8 0.625% 02/15/2043 DD 02/15/13	117.60	3,149,708.12	3,935,134.83	3.24	785,426.71
3,637,360.203 US TREAS-CPI INFLAT 912810RL4 0.750% 02/15/2045 DD 02/15/15	122.20	3,801,607.18	4,444,890.54	3.66	643,283.36
3,338,926.350 US TREAS-CPI INFLAT 912810RR1 1.000% 02/15/2046 DD 02/15/16	129.37	3,545,799.88	4,319,502.24	3.55	773,702.36
2,549,664.000 US TREAS-CPI INFLAT 912810RW0 0.875% 02/15/2047 DD 02/15/17	127.39	2,704,799.28	3,247,889.49	2.67	543,090.21
1,913,489.600 US TREAS-CPI INFLAT 912810SB5 1.000% 02/15/2048 DD 02/15/18	132.07	1,890,929.55	2,527,050.04	2.08	636,120.49

BNY MELLON

Asset Detail - By Currency

Report ID : IACS0005
Base Currency : USD
Status : FINAL

FIRST PRINCIPLES PI2 - [redacted]

6/30/2020

Shares/Par Security ID Description Link Ref	Price Base	Cost Base	Market Value Base	Percent Of Total	Net Unrealized Gain/Loss Base
150,000.000 U S TREASURY BOND 912810SC3 3.125% 05/15/2048 DD 05/15/18	140.15	151,041.76	210,222.00	0.17	59,180.24
1,559,253.600 US TREAS-CPI INFLAT 912810SG4 1.000% 02/15/2049 DD 02/15/19	133.27	1,684,702.30	2,077,939.31	1.71	393,237.01
530,000.000 U S TREASURY BOND 912810SH2 2.875% 05/15/2049 DD 05/15/19	135.29	622,916.48	717,031.70	0.59	94,115.22
625,000.000 U S TREASURY BOND 912810SJ8 2.250% 08/15/2049 DD 08/15/19	120.26	650,163.53	751,637.50	0.62	101,473.97
447,500.000 U S TREASURY BOND 912810SK5 2.375% 11/15/2049 DD 11/15/19	123.52	544,455.33	552,734.10	0.45	8,278.77
668,311.600 US TREAS-CPI INFLAT 912810SM1 0.250% 02/15/2050 DD 02/15/20	112.17	700,530.43	749,631.76	0.62	49,101.33
350,000.000 U S TREASURY NOTE 9128286T2 2.375% 05/15/2029 DD 05/15/19	115.41	358,953.88	403,921.00	0.33	44,967.12
350,000.000 RAYTHEON TECHNOLOGIES CORP 913017BT5 4.500% 06/01/2042 DD 06/01/12	124.63	386,671.58	436,208.50	0.36	49,536.92
280,000.000 RAYTHEON TECHNOLOGIES CORP 913017CY3 4.125% 11/16/2028 DD 08/16/18	117.79	320,308.59	329,806.40	0.27	9,497.81
200,000.000 UNITEDHEALTH GROUP INC 91324PCZ3 4.250% 04/15/2047 DD 03/13/17	128.41	209,458.88	256,822.00	0.21	47,363.12

BNY MELLON

Asset Detail - By Currency

Report ID : IACS0005
Base Currency : USD
Status : FINAL

FIRST PRINCIPLES PI2 - [redacted]

6/30/2020

Shares/Par Security ID Description Link Ref	Price Base	Cost Base	Market Value Base	Percent Of Total	Net Unrealized Gain/Loss Base
900,000.000 UNITEDHEALTH GROUP INC 91324PDF6 3.750% 10/15/2047 DD 10/25/17	119.33	941,720.67	1,073,934.00	0.88	132,213.33
490,000.000 VALERO ENERGY CORP 91913YAW0 4.000% 04/01/2029 DD 03/25/19	111.24	528,870.31	545,061.30	0.45	16,190.99
420,000.000 VENTAS REALTY LP 92277GAE7 3.500% 02/01/2025 DD 01/14/15	103.21	442,888.36	433,494.60	0.36	-9,393.76
330,000.000 VERIZON COMMUNICATIONS INC 92343VCX0 4.522% 09/15/2048 DD 03/13/15	132.28	409,202.28	436,527.30	0.36	27,325.02
290,000.000 VERIZON COMMUNICATIONS INC 92343VCZ5 4.672% 03/15/2055 DD 03/13/15	135.94	303,107.02	394,220.20	0.32	91,113.18
300,000.000 VISA INC 92826CAJ1 3.650% 09/15/2047 DD 09/11/17	121.50	301,427.41	364,497.00	0.30	63,069.59
1,400,000.000 VISTRA OPERATIONS CO LLC 144A 92840VAD4 3.550% 07/15/2024 DD 06/11/19	103.21	1,415,782.48	1,444,912.00	1.19	29,129.52
490,000.000 VODAFONE GROUP PLC 92857WBJ8 4.125% 05/30/2025 DD 05/30/18	113.38	533,318.09	555,537.50	0.46	22,219.41
360,000.000 WALGREENS BOOTS ALLIANCE INC 931427AQ1 3.450% 06/01/2026 DD 06/01/16	108.32	360,006.21	389,952.00	0.32	29,945.79
730,000.000 WESTPAC BANKING CORP 961214DW0 3.400% 01/25/2028 DD 01/25/18	114.04	792,797.44	832,521.20	0.68	39,723.76

BNY MELLON

Asset Detail - By Currency

Report ID : IACS0005
Base Currency : USD
Status : FINAL

FIRST PRINCIPLES PI2 - [redacted]

6/30/2020

Shares/Par Security ID Description Link Ref	Price Base	Cost Base	Market Value Base	Percent Of Total	Net Unrealized Gain/Loss Base
625,000.000 ZAIS CLO 14 LTD 14A B 144A 98888BAC0 VAR RT 04/15/2032 DD 03/26/20	100.00	625,000.00	625,000.00	0.51	0.00
-3,250,000.000 IRS R US0003M P 6.75% 99QACLUW0 2034 JAN 27 **4996859B**	0.00	0.00	0.00	0.00	0.00
3,250,000.000 IRS-R US0003M P 6.75% 99QACLUU4 2034 JAN 29 **4996859B**	0.00	86,125.00	0.75	0.00	-86,124.25
12,500,000.000 IFL UL CPURNSA INDEX 99QAFKQR5 R_1.376% 2025 JUN 30 **SL3350X1**	-0.00	0.00	-25,337.50	-0.02	-25,337.50
-12,500,000.000 IFL UL CPURNSA INDEX 99QAFKQQ7 R 1.376% 2025 JUN 30 **SL3350X1**	0.00	0.00	0.00	0.00	0.00
-1,635,000.000 IRS R US0003M P 6.75% 99QACF2J3 2038 JUN 19 **SWPNDT00005**	0.00	0.00	0.00	0.00	0.00
1,635,000.000 IRS_R US0003M P 6.75% 99QACF2K0 2038 JUN 19 **SWPNDT00005**	0.00	52,810.50	27.80	0.00	-52,782.70
TOTAL FIXED INCOME SECURITIES U.S. DOLLAR		**109,925,125.02**	**119,037,123.85**	**97.91**	**9,111,998.83**
TOTAL ASSETS U.S. DOLLAR		**112,463,119.65**	**121,575,118.48**	**100.00**	**9,111,998.83**
TOTAL ASSETS		**112,463,119.65**	**121,575,118.48**	**100.00**	**9,111,998.83**

BNY MELLON

Asset Detail - By Currency

Report ID : IACS0005
Base Currency : USD
Status : FINAL

MARATHON EAFE PI2 - [redacted]

6/30/2020

Shares/Par Security ID Description Link Ref	Price Base	Cost Base	Market Value Base	Percent Of Total	Net Unrealized Gain/Loss Base
U.S. DOLLAR					
EQUITY					
15,609.290 MARATHON EAFE 99VVA3995	1,595.16	22,235,851.50	24,899,363.90	100.00	2,663,512.40

Xcel Energy
Qualified Trust Analysis, Statements and Balances

Docket No. E002/M-20-___
Schedule D.7
Page 214 of 252

BNY MELLON

Asset Detail - By Currency

Report ID : IACS0005
Base Currency : USD
Status : FINAL

EATON VANCE HY PI2 - [redacted]

6/30/2020

Shares/Par Security ID Description Link Ref	Price Base	Cost Base	Market Value Base	Percent Of Total	Net Unrealized Gain/Loss Base
EURO CURRENCY UNIT					
CASH & CASH EQUIVALENTS					
INTEREST RECEIVABLE		17,639.14	18,041.29	0.05	402.15
NON-BASE CURRENCY		5,464.15	5,464.15	0.02	0.00
FFX CONTRACTS RECEIVABLE		105,968.09	106,209.32	0.32	241.23
PAYABLE FOR FORWARD FOREIGN		-1,289,531.20	-1,331,955.43	-3.97	-42,424.23
TOTAL CASH & CASH EQUIVALENTS EURO CURRENCY UNIT		**-1,160,459.82**	**-1,202,240.67**	**-3.58**	**-41,780.85**
FIXED INCOME SECURITIES					
100,000.000 CATALENT PHARMA SOLUTIONS 144A 14879EAG3 2.375% 03/01/2028 DD 03/02/20	106.14	108,035.00	106,137.68	0.32	-1,897.32
100,000.000 ALTICE FINCO SA REGS ELBF2DYR8 4.750% 01/15/2028	102.22	114,887.19	102,223.95	0.30	-12,663.24
189,000.000 ALTICE FINANCING SA 144A ELBJLVWS9 2.250% 01/15/2025	105.01	210,158.55	198,477.45	0.59	-11,681.10
159,000.000 ARD FINANCE SA REGS ELBKDLTB8 5.000% 06/30/2027	107.71	176,076.60	171,253.68	0.51	-4,822.92

BNY MELLON

Asset Detail - By Currency

Report ID : IACS0005
Base Currency : USD
Status : FINAL

EATON VANCE HY PI2 - [redacted]

6/30/2020

Shares/Par Security ID Description Link Ref	Price Base	Cost Base	Market Value Base	Percent Of Total	Net Unrealized Gain/Loss Base
200,000.000 VIVION INVESTMENTS SARL REGS ELBKLVKS9 3.000% 08/08/2024	102.29	220,403.67	204,579.53	0.61	-15,824.14
147,000.000 ALTICE FRANCE HOLDING SA REGS ELBM636G6 4.000% 02/15/2028	101.08	162,368.85	148,592.75	0.44	-13,776.10
256,000.000 STANDARD INDUSTRIES INC/N 144A NABL4PZ32 2.250% 11/21/2026	105.50	281,638.40	270,076.47	0.80	-11,561.93
TOTAL FIXED INCOME SECURITIES EURO CURRENCY UNIT		**1,273,568.26**	**1,201,341.51**	**3.58**	**-72,226.75**
TOTAL ASSETS EURO CURRENCY UNIT		**113,108.44**	**-899.16**	**-0.00**	**-114,007.60**
U.S. DOLLAR					
CASH & CASH EQUIVALENTS					
993,565.680 BLACKROCK LIQ T FUND INSTL 996229696 VAR RT 12/31/2049 DD 01/31/12	100.00	993,565.68	993,565.68	2.96	0.00
RECEIVABLE FOR INVESTMENTS SOLD		263,114.97	263,114.97	0.78	0.00
INTEREST RECEIVABLE		468,156.50	468,156.50	1.39	0.00
FFX CONTRACTS RECEIVABLE		1,289,531.20	1,289,531.20	3.84	0.00
PAYABLE FOR INVESTMENTS PURCHASED		-557,444.59	-557,444.59	-1.66	0.00

BNY MELLON

Asset Detail - By Currency

Report ID : IACS0005
Base Currency : USD
Status : FINAL

EATON VANCE HY PI2 - [redacted]

6/30/2020

Shares/Par Security ID Description Link Ref	Price Base	Cost Base	Market Value Base	Percent Of Total	Net Unrealized Gain/Loss Base
PAYABLE FOR FORWARD FOREIGN		-105,968.09	-105,968.09	-0.32	0.00
TOTAL CASH & CASH EQUIVALENTS U.S. DOLLAR		**2,350,955.67**	**2,350,955.67**	**7.00**	**0.00**
CONVERTIBLE OR EXCHANGEABLE SE					
55,000.000 AIR TRANSPORT SERVICES GROUP I 00922RAB1 1.125% 10/15/2024 DD 09/29/17	94.17	49,557.76	51,791.30	0.15	2,233.54
9,000.000 ROYAL CARIBBEAN CRUISES L 144A 780153BA9 4.250% 06/15/2023 DD 06/09/20	93.00	9,000.00	8,370.00	0.02	-630.00
TOTAL CONVERTIBLE OR EXCHANGEABLE SE U.S. DOLLAR		**58,557.76**	**60,161.30**	**0.18**	**1,603.54**
EQUITY					
1,904.000 CLEAR CHANNEL OUTDOOR HOLDINGS 18453H106	1.04	9,044.00	1,980.16	0.01	-7,063.84
399.000 IHEARTMEDIA INC 45174J509	8.35	24,936.36	3,331.65	0.01	-21,604.71
TOTAL EQUITY U.S. DOLLAR		**33,980.36**	**5,311.81**	**0.02**	**-28,668.55**
FIXED INCOME SECURITIES					
110,000.000 AG ISSUER LLC 144A 00119LAA9 6.250% 03/01/2028 DD 02/13/20	93.00	110,437.68	102,300.00	0.30	-8,137.68
154,000.000 AES CORP/THE 00130HBX2 6.000% 05/15/2026 DD 05/25/16	103.88	160,034.17	159,967.50	0.48	-66.67
29,000.000 AES CORP/THE 00130HBY0 5.125% 09/01/2027 DD 08/28/17	103.75	30,631.60	30,087.50	0.09	-544.10

BNY MELLON

Asset Detail - By Currency

Report ID : IACS0005
Base Currency : USD
Status : FINAL

EATON VANCE HY PI2 - [redacted]

6/30/2020

Shares/Par Security ID Description Link Ref	Price Base	Cost Base	Market Value Base	Percent Of Total	Net Unrealized Gain/Loss Base
70,000.000 AMC ENTERTAINMENT HOLDING 144A 00165CAN4 10.500% 04/15/2025 DD 04/24/20	81.07	68,641.10	56,749.00	0.17	-11,892.10
54,000.000 ACADIA HEALTHCARE CO INC 144A 00404AAN9 5.500% 07/01/2028 DD 06/24/20	100.25	54,000.00	54,135.00	0.16	135.00
106,000.000 ALBERTSONS COS INC / SAFE 144A 013092AB7 5.875% 02/15/2028 DD 08/15/19	103.18	106,000.00	109,367.62	0.33	3,367.62
85,000.000 ALBERTSONS COS INC / SAFE 144A 013092AE1 4.875% 02/15/2030 DD 02/05/20	102.31	85,493.64	86,966.05	0.26	1,472.41
147,208.280 ALIXPARTNERS 4/17 COV-LITE TLB 01642PAW6	96.46	146,416.59	141,994.16	0.42	-4,422.43
168,000.000 ALLEGHENY TECHNOLOGIES INC 01741RAH5 5.875% 12/01/2027 DD 11/22/19	92.50	168,000.00	155,400.00	0.46	-12,600.00
117,000.000 ALLIANCE DATA SYSTEMS COR 144A 018581AK4 4.750% 12/15/2024 DD 12/20/19	90.00	117,000.00	105,300.00	0.31	-11,700.00
269,000.000 ALLIANT HOLDINGS INTERMED 144A 01883LAA1 6.750% 10/15/2027 DD 10/11/19	99.66	269,000.00	268,090.78	0.80	-909.22
98,000.000 ALLIED UNIVERSAL HOLDCO L 144A 019576AA5 6.625% 07/15/2026 DD 07/12/19	105.00	100,042.59	102,900.00	0.31	2,857.41
46,000.000 ALLIED UNIVERSAL HOLDCO L 144A 019576AB3 9.750% 07/15/2027 DD 07/12/19	105.38	48,582.52	48,472.50	0.14	-110.02

BNY MELLON

Asset Detail - By Currency

Report ID : IACS0005
Base Currency : USD
Status : FINAL

EATON VANCE HY PI2 - [redacted]

6/30/2020

Shares/Par Security ID Description Link Ref	Price Base	Cost Base	Market Value Base	Percent Of Total	Net Unrealized Gain/Loss Base
300,000.000 ALTICE FRANCE SA/FRANCE 144A 02156LAA9 8.125% 02/01/2027 DD 07/31/18	109.38	317,628.97	328,125.00	0.98	10,496.03
5,000.000 AMERIGAS PARTNERS LP / AMERIGA 030981AK0 5.500% 05/20/2025 DD 12/28/16	103.00	5,016.54	5,150.00	0.02	133.46
46,000.000 AMWINS GROUP INC 144A 031921AA7 7.750% 07/01/2026 DD 07/06/18	105.00	45,622.53	48,300.00	0.14	2,677.47
98,000.000 ANTERO MIDSTREAM PARTNERS 144A 03690AAD8 5.750% 03/01/2027 DD 02/25/19	79.00	92,585.08	77,420.00	0.23	-15,165.08
7,000.000 APACHE CORP 037411AY1 5.250% 02/01/2042 DD 12/03/10	81.61	5,010.59	5,712.84	0.02	702.25
8,000.000 APACHE CORP 037411BA2 4.750% 04/15/2043 DD 04/09/12	80.51	5,566.52	6,440.72	0.02	874.20
26,000.000 APACHE CORP 037411BE4 4.375% 10/15/2028 DD 08/23/18	88.31	21,247.76	22,959.56	0.07	1,711.80
62,000.000 APACHE CORP 037411BF1 4.250% 01/15/2030 DD 06/19/19	86.45	49,181.36	53,596.52	0.16	4,415.16
110,000.000 ARCHROCK PARTNERS LP / AR 144A 03959KAA8 6.875% 04/01/2027 DD 03/21/19	94.20	115,671.60	103,620.00	0.31	-12,051.60
54,000.000 ARCHROCK PARTNERS LP / AR 144A 03959KAC4 6.250% 04/01/2028 DD 12/20/19	91.00	54,000.00	49,140.00	0.15	-4,860.00

BNY MELLON

Asset Detail - By Currency

Report ID : IACS0005
Base Currency : USD
Status : FINAL

EATON VANCE HY PI2 - [redacted]

6/30/2020

Shares/Par Security ID Description Link Ref	Price Base	Cost Base	Market Value Base	Percent Of Total	Net Unrealized Gain/Loss Base
118,000.000 ARCONIC CORP 144A 03966VAA5 6.125% 02/15/2028 DD 02/07/20	99.98	121,302.14	117,970.50	0.35	-3,331.64
400,000.000 ARDAGH PACKAGING FINANCE 144A 03969AAP5 5.250% 08/15/2027 DD 08/12/19	98.24	406,000.00	392,952.00	1.17	-13,048.00
8,000.000 ASBURY AUTOMOTIVE GROUP I 144A 043436AS3 4.500% 03/01/2028 DD 02/19/20	97.00	8,000.00	7,760.00	0.02	-240.00
10,000.000 ASBURY AUTOMOTIVE GROUP I 144A 043436AT1 4.750% 03/01/2030 DD 02/19/20	97.50	10,000.00	9,750.00	0.03	-250.00
92,000.000 ASCENT RESOURCES UTICA HO 144A 04364VAG8 7.000% 11/01/2026 DD 10/11/18	64.00	91,419.51	58,880.00	0.18	-32,539.51
325,000.000 ASURION 7/17 2ND LIEN TLB2 04649VAU4	99.25	325,387.47	322,562.50	0.96	-2,824.97
115,000.000 BWX TECHNOLOGIES INC 144A 05605HAA8 5.375% 07/15/2026 DD 05/24/18	103.04	115,703.18	118,493.70	0.35	2,790.52
53,000.000 BWX TECHNOLOGIES INC 144A 05605HAB6 4.125% 06/30/2028 DD 06/12/20	99.75	53,000.00	52,867.50	0.16	-132.50
30,000.000 BAUSCH HEALTH COS INC 144A 071734AJ6 5.250% 01/30/2030 DD 12/30/19	94.88	30,218.92	28,462.50	0.08	-1,756.42
83,000.000 BAUSCH HEALTH COS INC 144A 071734AK3 6.250% 02/15/2029 DD 05/26/20	100.50	83,000.00	83,415.00	0.25	415.00

BNY MELLON

Asset Detail - By Currency

Report ID : IACS0005
Base Currency : USD
Status : FINAL

EATON VANCE HY PI2 - [redacted]

6/30/2020

Shares/Par Security ID Description Link Ref	Price Base	Cost Base	Market Value Base	Percent Of Total	Net Unrealized Gain/Loss Base
58,792.500 BELLRING BRANDS/POST HOLDINGS 07982EAB2 0.000% 10/10/2024 DD 09/24/19	99.31	59,863.46	58,388.60	0.17	-1,474.86
97,000.000 BOMBARDIER INC 144A 097751BT7 7.875% 04/15/2027 DD 03/07/19	65.50	96,362.81	63,535.00	0.19	-32,827.81
20,000.000 BROOKFIELD RESIDENTIAL PR 144A 11283YAB6 6.250% 09/15/2027 DD 09/23/19	95.63	19,700.45	19,126.20	0.06	-574.25
37,000.000 BROOKFIELD RESIDENTIAL PR 144A 11283YAD2 4.875% 02/15/2030 DD 02/26/20	83.56	35,902.07	30,917.20	0.09	-4,984.87
81,000.000 BROOKFIELD PROPERTY REIT 144A 11284DAA3 5.750% 05/15/2026 DD 05/01/19	84.50	81,000.00	68,445.00	0.20	-12,555.00
57,000.000 BUCKEYE PARTNERS LP 144A 118230AT8 4.125% 03/01/2025 DD 02/19/20	95.93	57,000.00	54,678.39	0.16	-2,321.61
50,000.000 BUCKEYE PARTNERS LP 144A 118230AU5 4.500% 03/01/2028 DD 02/19/20	93.50	50,000.00	46,750.00	0.14	-3,250.00
183,000.000 BUILDERS FIRSTSOURCE INC 144A 12008RAM9 6.750% 06/01/2027 DD 05/30/19	102.38	193,213.54	187,346.25	0.56	-5,867.29
28,000.000 BUILDERS FIRSTSOURCE INC 144A 12008RAN7 5.000% 03/01/2030 DD 02/11/20	94.00	28,307.31	26,320.00	0.08	-1,987.31
56,000.000 BURLINGTON COAT FACTORY W 144A 121579AH9 6.250% 04/15/2025 DD 04/16/20	104.50	56,419.11	58,520.00	0.17	2,100.89

BNY MELLON

Asset Detail - By Currency

Report ID : IACS0005
Base Currency : USD
Status : FINAL

EATON VANCE HY PI2 - [redacted]

6/30/2020

Shares/Par Security ID Description Link Ref	Price Base	Cost Base	Market Value Base	Percent Of Total	Net Unrealized Gain/Loss Base
300,000.000 CCO HOLDINGS LLC / CCO HO 144A 1248EPBT9 5.125% 05/01/2027 DD 02/06/17	103.46	299,905.83	310,380.00	0.92	10,474.17
250,000.000 CCO HOLDINGS LLC / CCO HO 144A 1248EPBX0 5.000% 02/01/2028 DD 08/08/17	103.25	242,072.74	258,125.00	0.77	16,052.26
61,000.000 CCO HOLDINGS LLC / CCO HO 144A 1248EPCB7 5.375% 06/01/2029 DD 05/23/19	105.50	62,123.32	64,355.00	0.19	2,231.68
96,000.000 CCO HOLDINGS LLC / CCO HO 144A 1248EPCD3 4.750% 03/01/2030 DD 10/01/19	102.32	96,970.47	98,226.24	0.29	1,255.77
143,000.000 CCO HOLDINGS LLC / CCO HO 144A 1248EPCE1 4.500% 08/15/2030 DD 02/18/20	102.00	143,807.58	145,860.00	0.43	2,052.42
41,000.000 CCO HOLDINGS LLC / CCO HO 144A 1248EPCJ0 4.500% 05/01/2032 DD 03/18/20	101.25	41,000.00	41,512.50	0.12	512.50
160,000.000 CDK GLOBAL INC 12508EAF8 4.875% 06/01/2027 DD 12/01/17	102.60	163,676.60	164,152.00	0.49	475.40
54,000.000 CDK GLOBAL INC 144A 12508EAJ0 5.250% 05/15/2029 DD 05/15/19	103.84	54,000.00	56,074.68	0.17	2,074.68
28,000.000 CD&R SMOKEY BUYER INC 144A 12510CAA9 6.750% 07/15/2025 DD 07/01/20	103.97	28,390.00	29,111.60	0.09	721.60
205,000.000 CIT GROUP INC 125581GX0 6.125% 03/09/2028 DD 03/09/18	107.79	209,434.13	220,965.40	0.66	11,531.27

BNY MELLON

Asset Detail - By Currency

Report ID : IACS0005
Base Currency : USD
Status : FINAL

EATON VANCE HY PI2 - [redacted]

6/30/2020

Shares/Par Security ID Description Link Ref	Price Base	Cost Base	Market Value Base	Percent Of Total	Net Unrealized Gain/Loss Base
214,000.000 CAESARS RESORT COLLECTION 144A 12652AAA1 5.250% 10/15/2025 DD 10/16/17	87.00	214,089.52	186,180.00	0.55	-27,909.52
139,000.000 CVR ENERGY INC 144A 12662PAD0 5.750% 02/15/2028 DD 01/27/20	87.50	139,000.00	121,625.00	0.36	-17,375.00
86,000.000 CALPINE CORP 131347CF1 5.750% 01/15/2025 DD 07/22/14	100.98	85,496.78	86,841.94	0.26	1,345.16
40,000.000 CALPINE CORP 144A 131347CK0 5.250% 06/01/2026 DD 05/31/16	100.97	40,000.00	40,388.40	0.12	388.40
58,000.000 CALPINE CORP 144A 131347CM6 4.500% 02/15/2028 DD 12/20/19	97.50	58,000.00	56,550.00	0.17	-1,450.00
85,000.000 CALPINE CORP 144A 131347CN4 5.125% 03/15/2028 DD 12/27/19	98.00	85,000.00	83,300.00	0.25	-1,700.00
78,000.000 CARGO AIRCRAFT MANAGEMENT 144A 14180LAA4 4.750% 02/01/2028 DD 01/28/20	99.13	78,131.35	77,317.50	0.23	-813.85
30,000.000 CARNIVAL CORP 144A 143658BC5 11.500% 04/01/2023 DD 04/08/20	108.50	29,720.29	32,550.00	0.10	2,829.71
100,000.000 CATALENT PHARMA SOLUTIONS 144A 14879EAD0 4.875% 01/15/2026 DD 10/18/17	101.52	100,829.08	101,520.00	0.30	690.92
68,000.000 CATALENT PHARMA SOLUTIONS 144A 14879EAE8 5.000% 07/15/2027 DD 06/27/19	103.81	68,799.35	70,592.84	0.21	1,793.49

BNY MELLON

Asset Detail - By Currency

Report ID : IACS0005
Base Currency : USD
Status : FINAL

EATON VANCE HY PI2 - [redacted]

6/30/2020

Shares/Par Security ID Description Link Ref	Price Base	Cost Base	Market Value Base	Percent Of Total	Net Unrealized Gain/Loss Base
189,000.000 CENTENE CORP 144A 15135BAM3 5.375% 08/15/2026 DD 08/15/19	104.02	192,578.10	196,599.69	0.59	4,021.59
110,000.000 CENTENE CORP 15135BAR2 4.250% 12/15/2027 DD 12/06/19	103.19	109,131.92	113,510.10	0.34	4,378.18
193,000.000 CENTENE CORP 15135BAT8 4.625% 12/15/2029 DD 12/06/19	105.50	193,000.00	203,615.00	0.61	10,615.00
83,000.000 CENTENE CORP 15135BAV3 3.375% 02/15/2030 DD 02/13/20	100.97	83,000.00	83,805.93	0.25	805.93
58,000.000 CENOVUS ENERGY INC 15135UAF6 6.750% 11/15/2039 DD 05/15/10	97.37	47,694.96	56,472.28	0.17	8,777.32
7,000.000 CENOVUS ENERGY INC 15135UAJ8 3.800% 09/15/2023 DD 08/15/13	94.03	6,222.55	6,582.38	0.02	359.83
29,000.000 CENOVUS ENERGY INC 15135UAR0 5.400% 06/15/2047 DD 04/07/17	85.85	22,699.54	24,895.92	0.07	2,196.38
115,000.000 CENTENE CORP 144A 15137TAA8 5.375% 06/01/2026 DD 05/23/18	103.67	115,000.00	119,215.90	0.36	4,215.90
185,000.000 CENTENNIAL RESOURCE PRODU 144A 15138AAA8 5.375% 01/15/2026 DD 11/30/17	53.00	187,673.94	98,050.00	0.29	-89,623.94
105,000.000 CENTRAL GARDEN & PET CO 153527AM8 5.125% 02/01/2028 DD 12/14/17	103.41	105,267.72	108,583.65	0.32	3,315.93

BNY MELLON

Asset Detail - By Currency

Report ID : IACS0005
Base Currency : USD
Status : FINAL

EATON VANCE HY PI2 - [redacted]

6/30/2020

Shares/Par Security ID Description Link Ref	Price Base	Cost Base	Market Value Base	Percent Of Total	Net Unrealized Gain/Loss Base
100,000.000 CENTURYLINK INC 156700AZ9 5.625% 04/01/2025 DD 10/01/15	103.40	100,000.00	103,400.00	0.31	3,400.00
14,000.000 CENTURYLINK INC 156700BA3 7.500% 04/01/2024 DD 04/06/16	109.88	14,321.84	15,383.48	0.05	1,061.64
46,000.000 COLFAX CORP 144A 15723RAA2 6.000% 02/15/2024 DD 02/05/19	103.13	46,000.00	47,437.50	0.14	1,437.50
175,000.000 CHARLES RIVER LABORATORIE 144A 159864AC1 5.500% 04/01/2026 DD 04/03/18	104.00	176,802.38	182,000.00	0.54	5,197.62
54,000.000 CHARLES RIVER LABORATORIE 144A 159864AE7 4.250% 05/01/2028 DD 10/23/19	99.95	54,000.00	53,972.46	0.16	-27.54
183,000.000 CHENIERE ENERGY PARTNERS LP 16411QAG6 4.500% 10/01/2029 DD 04/01/20	96.88	184,941.03	177,281.25	0.53	-7,659.78
76,000.000 CINEMARK USA INC 172441AZ0 4.875% 06/01/2023 DD 05/24/13	84.50	75,666.54	64,220.00	0.19	-11,446.54
26,000.000 CLARIOS GLOBAL LP 144A 18060TAA3 6.750% 05/15/2025 DD 05/20/20	104.00	26,000.00	27,040.00	0.08	1,040.00
175,000.000 CLEAN HARBORS INC 144A 184496AP2 5.125% 07/15/2029 DD 07/02/19	103.72	179,528.66	181,503.00	0.54	1,974.34
25,000.000 CLEARWAY ENERGY OPERATING 144A 18539UAC9 4.750% 03/15/2028 DD 12/11/19	101.99	25,493.89	25,498.50	0.08	4.61

BNY MELLON

Asset Detail - By Currency

Report ID : IACS0005
Base Currency : USD
Status : FINAL

EATON VANCE HY PI2 - [redacted]

6/30/2020

Shares/Par Security ID Description Link Ref	Price Base	Cost Base	Market Value Base	Percent Of Total	Net Unrealized Gain/Loss Base
109,000.000 CLEVELAND-CLIFFS INC 144A 185899AG6 6.750% 03/15/2026 DD 03/13/20	96.50	107,210.81	105,185.00	0.31	-2,025.81
110,000.000 COMPASS MINERALS INTERNAT 144A 20451NAG6 6.750% 12/01/2027 DD 11/26/19	105.00	110,000.00	115,500.00	0.34	5,500.00
200,000.000 CONNECT FINCO SARL / CONN 144A 20752TAA2 6.750% 10/01/2026 DD 10/07/19	94.75	201,277.81	189,500.00	0.56	-11,777.81
2,000.000 CONTINENTAL RESOURCES INC/OK 212015AQ4 4.900% 06/01/2044 DD 05/19/14	79.63	1,597.91	1,592.50	0.00	-5.41
67,000.000 CONTINENTAL RESOURCES INC/OK 212015AS0 4.375% 01/15/2028 DD 12/08/17	88.02	60,108.98	58,974.74	0.18	-1,134.24
160,000.000 COVANTA HOLDING CORP 22282EAF9 5.875% 03/01/2024 DD 03/06/14	100.88	160,371.65	161,400.00	0.48	1,028.35
70,000.000 COVANTA HOLDING CORP 22282EAG7 5.875% 07/01/2025 DD 03/16/17	101.25	71,910.37	70,875.00	0.21	-1,035.37
95,000.000 CROWN AMERICAS LLC / CROWN AME 228187AB6 4.750% 02/01/2026 DD 02/01/19	101.90	95,081.51	96,807.85	0.29	1,726.34
60,000.000 CROWN AMERICAS LLC / CROWN AME 22819KAB6 4.250% 09/30/2026 DD 03/31/17	102.25	55,502.93	61,350.00	0.18	5,847.07
135,000.000 CROWNROCK LP / CROWNROCK 144A 228701AF5 5.625% 10/15/2025 DD 10/11/17	89.63	134,889.36	120,993.75	0.36	-13,895.61

BNY MELLON

Asset Detail - By Currency

Report ID : IACS0005
Base Currency : USD
Status : FINAL

EATON VANCE HY PI2 - [redacted]

6/30/2020

Shares/Par Security ID Description Link Ref	Price Base	Cost Base	Market Value Base	Percent Of Total	Net Unrealized Gain/Loss Base
28,000.000 DELL INTERNATIONAL LLC / 144A 24703DBB6 5.850% 07/15/2025 DD 04/09/20	114.92	27,963.23	32,177.60	0.10	4,214.37
57,000.000 DELL INTERNATIONAL LLC / 144A 24703DBC4 6.100% 07/15/2027 DD 04/09/20	115.53	56,868.03	65,849.25	0.20	8,981.22
29,000.000 DELL INTERNATIONAL LLC / 144A 24703DBD2 6.200% 07/15/2030 DD 04/09/20	117.25	28,947.89	34,003.37	0.10	5,055.48
37,000.000 DELTA AIR LINES INC 247361ZZ4 7.375% 01/15/2026 DD 06/12/20	96.74	36,994.90	35,793.80	0.11	-1,201.10
139,000.000 DIAMOND SPORTS GROUP LLC 144A 25277LAA4 5.375% 08/15/2026 DD 08/02/19	72.38	127,546.47	100,601.25	0.30	-26,945.22
28,000.000 DISH DBS CORP 25470XAY1 7.750% 07/01/2026 DD 06/13/16	106.00	27,542.35	29,680.00	0.09	2,137.65
200,000.000 DRAX FINCO PLC 144A 26151AAA7 6.625% 11/01/2025 DD 04/26/18	102.50	206,247.89	205,000.00	0.61	-1,247.89
200,000.000 VISTRA CORP 144A 26817RBA5 8.125% 01/30/2026 DD 08/21/17	104.25	208,104.09	208,500.00	0.62	395.91
225,000.000 EIG INVESTORS CORP 26854XAB5 10.875% 02/01/2024 DD 02/01/17	97.00	235,944.95	218,250.00	0.65	-17,694.95
97,000.000 EP ENERGY LLC / EVEREST A 144A 268787AJ7 7.750% 05/15/2026 DD 05/23/18	20.00	85,478.58	19,400.00	0.06	-66,078.58

BNY MELLON

Asset Detail - By Currency

Report ID : IACS0005
Base Currency : USD
Status : FINAL

EATON VANCE HY PI2 - [redacted]

6/30/2020

Shares/Par Security ID Description Link Ref	Price Base	Cost Base	Market Value Base	Percent Of Total	Net Unrealized Gain/Loss Base
33,000.000 EQT CORP 26884LAG4 VAR RT 02/01/2030 DD 01/21/20	103.00	34,197.12	33,990.99	0.10	-206.13
22,000.000 EQT CORP 26884LAH2 VAR RT 02/01/2025 DD 01/21/20	99.65	21,962.61	21,923.44	0.07	-39.17
38,000.000 EQM MIDSTREAM PARTNERS LP 144A 26885BAF7 6.000% 07/01/2025 DD 06/18/20	101.29	38,000.00	38,490.96	0.11	490.96
38,000.000 EQM MIDSTREAM PARTNERS LP 144A 26885BAH3 6.500% 07/01/2027 DD 06/18/20	102.42	38,000.00	38,920.36	0.12	920.36
110,000.000 ESH HOSPITALITY INC 144A 26907YAB0 4.625% 10/01/2027 DD 09/18/19	93.63	109,100.07	102,987.50	0.31	-6,112.57
59,000.000 EDGEWELL PERSONAL CARE CO 144A 28035QAA0 5.500% 06/01/2028 DD 05/22/20	102.75	59,464.89	60,622.50	0.18	1,157.61
137,000.000 COLT MERGER SUB INC 144A 28470RAH5 6.250% 07/01/2025 DD 07/06/20	99.38	137,000.00	136,143.75	0.41	-856.25
109,000.000 COLT MERGER SUB INC 144A 28470RAK8 8.125% 07/01/2027 DD 07/06/20	96.63	109,337.50	105,321.25	0.31	-4,016.25
55,000.000 ELDORADO GOLD CORP 144A 284902AE3 9.500% 06/01/2024 DD 06/05/19	106.50	54,098.09	58,575.00	0.17	4,476.91
160,000.000 ENDEAVOR ENERGY RESOURCES 144A 29260FAD2 5.500% 01/30/2026 DD 12/07/17	95.75	158,620.04	153,200.00	0.46	-5,420.04

BNY MELLON

Asset Detail - By Currency

Report ID : IACS0005
Base Currency : USD
Status : FINAL

EATON VANCE HY PI2 - [redacted]

6/30/2020

Shares/Par Security ID Description Link Ref	Price Base	Cost Base	Market Value Base	Percent Of Total	Net Unrealized Gain/Loss Base
76,000.000 ENCOMPASS HEALTH CORP 29261AAA8 4.500% 02/01/2028 DD 09/18/19	95.91	75,743.62	72,893.12	0.22	-2,850.50
86,000.000 ENCOMPASS HEALTH CORP 29261AAB6 4.750% 02/01/2030 DD 09/18/19	95.50	85,614.05	82,130.00	0.24	-3,484.05
13,000.000 ENERGIZER HOLDINGS INC 144A 29272WAA7 6.375% 07/15/2026 DD 07/06/18	103.40	13,284.87	13,441.48	0.04	156.61
59,000.000 ENERGIZER HOLDINGS INC 144A 29272WAB5 7.750% 01/15/2027 DD 01/28/19	106.63	62,426.50	62,909.93	0.19	483.43
53,000.000 ENTEGRIS INC 144A 29362UAC8 4.375% 04/15/2028 DD 04/30/20	101.75	53,000.00	53,927.50	0.16	927.50
145,963.290 ENVISION HEALTHCARE 9/18 29373UAC5 0.000% 10/10/2025 DD 06/11/18	65.25	123,920.46	95,241.05	0.28	-28,679.41
192,000.000 ENVIVA PARTNERS LP / ENVI 144A 29413XAD9 6.500% 01/15/2026 DD 12/09/19	104.00	192,937.50	199,680.00	0.59	6,742.50
27,000.000 EXPEDIA GROUP INC 144A 30212PAS4 6.250% 05/01/2025 DD 05/05/20	106.53	27,000.00	28,762.29	0.09	1,762.29
14,000.000 EXPEDIA GROUP INC 144A 30212PAU9 7.000% 05/01/2025 DD 05/05/20	103.95	14,000.00	14,552.30	0.04	552.30
154,000.000 EXTRACTION OIL & GAS INC 144A 30227MAB1 5.625% 02/01/2026 DD 01/25/18	19.25	150,019.41	29,645.00	0.09	-120,374.41

BNY MELLON

Asset Detail - By Currency

Report ID : IACS0005
Base Currency : USD
Status : FINAL

EATON VANCE HY PI2 - [redacted]

6/30/2020

Shares/Par Security ID Description Link Ref	Price Base	Cost Base	Market Value Base	Percent Of Total	Net Unrealized Gain/Loss Base
108,000.000 FIVE POINT OPERATING CO L 144A 33834YAA6 7.875% 11/15/2025 DD 11/22/17	94.50	109,438.35	102,060.00	0.30	-7,378.35
54,000.000 FORD MOTOR CO 345370CA6 7.450% 07/16/2031 DD 07/16/99	105.25	58,483.87	56,835.00	0.17	-1,648.87
133,000.000 FORD MOTOR CO 345370CV0 8.500% 04/21/2023 DD 04/22/20	105.75	133,000.00	140,647.50	0.42	7,647.50
160,000.000 FORD MOTOR CO 345370CW8 9.000% 04/22/2025 DD 04/22/20	108.22	159,738.40	173,152.00	0.52	13,413.60
67,000.000 FORD MOTOR CO 345370CX6 9.625% 04/22/2030 DD 04/22/20	118.43	66,685.00	79,348.10	0.24	12,663.10
200,000.000 FORD MOTOR CREDIT CO LLC 345397A29 3.087% 01/09/2023 DD 01/09/20	95.25	176,256.10	190,500.00	0.57	14,243.90
121,000.000 FREEPORT-MCMORAN INC 35671DBC8 5.450% 03/15/2043 DD 09/15/13	98.00	111,060.39	118,580.00	0.35	7,519.61
239,000.000 GEMS MENASA CAYMAN LTD / 144A 36166LAA5 7.125% 07/31/2026 DD 08/08/19	95.00	242,341.84	227,050.00	0.68	-15,291.84
198,000.000 GFL ENVIRONMENTAL INC 144A 36168QAE4 8.500% 05/01/2027 DD 04/23/19	108.75	204,067.36	215,325.00	0.64	11,257.64
50,000.000 GARTNER INC 144A 366651AC1 4.500% 07/01/2028 DD 06/22/20	101.17	50,062.34	50,585.00	0.15	522.66

BNY MELLON

Asset Detail - By Currency

Report ID : IACS0005
Base Currency : USD
Status : FINAL

EATON VANCE HY PI2 - [redacted]

6/30/2020

Shares/Par Security ID Description Link Ref	Price Base	Cost Base	Market Value Base	Percent Of Total	Net Unrealized Gain/Loss Base
220,000.000 GATEWAY CASINOS & ENTERTA 144A 36760BAE9 8.250% 03/01/2024 DD 02/22/17	82.00	228,106.91	180,400.00	0.54	-47,706.91
126,000.000 GO DADDY OPERATING CO LLC 144A 38016LAA3 5.250% 12/01/2027 DD 06/04/19	101.75	127,094.75	128,205.00	0.38	1,110.25
142,000.000 GOLDEN NUGGET INC 144A 38113YAE9 6.750% 10/15/2024 DD 10/04/16	71.88	141,061.30	102,062.50	0.30	-38,998.80
150,000.000 WR GRACE & CO-CONN 144A 383909AF5 5.625% 10/01/2024 DD 09/16/14	105.25	160,102.86	157,875.00	0.47	-2,227.86
63,000.000 WR GRACE & CO-CONN 144A 383909AG3 4.875% 06/15/2027 DD 06/26/20	101.30	63,000.00	63,820.89	0.19	820.89
118,000.000 GREAT WESTERN PETROLEUM L 144A 39143GAA8 9.000% 09/30/2021 DD 09/22/16	60.00	119,001.29	70,800.00	0.21	-48,201.29
20,000.000 GREYSTAR REAL ESTATE PART 144A 39807UAB2 5.750% 12/01/2025 DD 11/24/17	100.52	19,666.83	20,104.00	0.06	437.17
114,000.000 GTCR AP FINANCE INC 144A 40060QAA3 8.000% 05/15/2027 DD 05/13/19	102.94	116,976.42	117,348.18	0.35	371.76
103,000.000 HCA INC 404119BW8 5.875% 02/01/2029 DD 01/30/19	113.16	103,000.00	116,553.77	0.35	13,553.77
84,000.000 HCA INC 404119CA5 3.500% 09/01/2030 DD 02/26/20	96.32	84,000.00	80,906.28	0.24	-3,093.72

BNY MELLON

Asset Detail - By Currency

Report ID : IACS0005
Base Currency : USD
Status : FINAL

EATON VANCE HY PI2 - [redacted]

6/30/2020

Shares/Par Security ID Description Link Ref	Price Base	Cost Base	Market Value Base	Percent Of Total	Net Unrealized Gain/Loss Base
315,000.000 HCA INC 404121AJ4 5.625% 09/01/2028 DD 08/23/18	111.63	314,665.69	351,618.75	1.05	36,953.06
157,200.000 HERBALIFE 8/18 COV-LITE 40421YAF9 TLB	96.38	157,716.66	151,501.50	0.45	-6,215.16
40,000.000 HAT HOLDINGS I LLC / HAT 144A 418751AB9 6.000% 04/15/2025 DD 04/21/20	104.75	40,000.00	41,900.00	0.12	1,900.00
65,000.000 HERBALIFE NUTRITION LTD / 144A 42704MAA0 7.875% 09/01/2025 DD 05/29/20	103.25	65,000.00	67,112.50	0.20	2,112.50
155,000.000 HILCORP ENERGY I LP / HIL 144A 431318AS3 6.250% 11/01/2028 DD 10/16/18	80.25	145,716.73	124,387.50	0.37	-21,329.23
65,168.750 HILLMAN 5/18 COV-LITE TLB 43162TAK6	93.50	63,758.70	60,932.78	0.18	-2,825.92
15,000.000 HOLOGIC INC 144A 436440AK7 4.375% 10/15/2025 DD 10/10/17	100.98	15,130.23	15,146.85	0.05	16.62
94,000.000 HOWMET AEROSPACE INC 443201AA6 6.875% 05/01/2025 DD 04/24/20	108.49	94,000.00	101,976.84	0.30	7,976.84
155,000.000 HUB INTERNATIONAL LTD 144A 44332PAD3 7.000% 05/01/2026 DD 04/25/18	99.79	153,890.00	154,674.50	0.46	784.50
150,000.000 HUGHES SATELLITE SYSTEMS CORP 444454AF9 6.625% 08/01/2026 DD 02/01/17	103.79	159,993.72	155,682.00	0.46	-4,311.72

BNY MELLON

Asset Detail - By Currency

Report ID : IACS0005
Base Currency : USD
Status : FINAL

EATON VANCE HY PI2 - [redacted]

6/30/2020

Shares/Par Security ID Description Link Ref	Price Base	Cost Base	Market Value Base	Percent Of Total	Net Unrealized Gain/Loss Base
139,000.000 IAA INC 144A 449253AB9 5.500% 06/15/2027 DD 06/06/19	103.16	140,554.51	143,395.18	0.43	2,840.67
26,000.000 IRB HOLDING CORP 144A 44988MAC9 7.000% 06/15/2025 DD 05/21/20	103.07	26,156.97	26,798.20	0.08	641.23
163,000.000 ICAHN ENTERPRISES LP / ICAHN E 451102BT3 6.250% 05/15/2026 DD 05/10/19	100.07	163,000.00	163,114.10	0.49	114.10
71,000.000 ICAHN ENTERPRISES LP / ICAHN E 451102BZ9 5.250% 05/15/2027 DD 12/12/19	96.50	71,000.00	68,515.00	0.20	-2,485.00
9,152.000 IHEARTCOMMUNICATIONS INC 45174HBC0 6.375% 05/01/2026 DD 05/01/19	99.00	9,488.47	9,060.48	0.03	-427.99
77,869.000 IHEARTCOMMUNICATIONS INC 45174HBD8 8.375% 05/01/2027 DD 05/01/19	91.64	80,929.55	71,356.82	0.21	-9,572.73
106,000.000 INFRABUILD AUSTRALIA PTY 144A 45682RAA8 12.000% 10/01/2024 DD 10/03/19	90.25	106,000.00	95,665.00	0.29	-10,335.00
130,000.000 INTELSAT JACKSON HOLDINGS SA 45824TAP0 5.500% 08/01/2023 DD 06/05/13	57.00	119,029.98	74,100.00	0.22	-44,929.98
56,000.000 INTELSAT JACKSON HOLDINGS 144A 45824TBA2 8.500% 10/15/2024 DD 09/19/18	60.13	56,689.67	33,670.00	0.10	-23,019.67
64,000.000 IRON MOUNTAIN INC 144A 46284VAJ0 5.250% 07/15/2030 DD 06/22/20	98.50	64,000.00	63,040.00	0.19	-960.00

BNY MELLON

Asset Detail - By Currency

Report ID : IACS0005
Base Currency : USD
Status : FINAL

EATON VANCE HY PI2 - [redacted]

6/30/2020

Shares/Par Security ID Description Link Ref	Price Base	Cost Base	Market Value Base	Percent Of Total	Net Unrealized Gain/Loss Base
44,000.000 IRON MOUNTAIN INC 144A 46284VAL5 5.625% 07/15/2032 DD 06/22/20	99.79	44,000.00	43,907.60	0.13	-92.40
108,000.000 JBS USA LUX SA / JBS USA 144A 46590XAB2 5.500% 01/15/2030 DD 08/06/19	102.50	115,886.82	110,700.00	0.33	-5,186.82
57,000.000 JAGUAR HOLDING CO II / PP 144A 47010LAA0 5.000% 06/15/2028 DD 06/05/20	102.38	57,000.00	58,353.75	0.17	1,353.75
65,000.000 JAGUAR HOLDING CO II / PP 144A 47010LAB8 4.625% 06/15/2025 DD 06/05/20	101.77	65,000.00	66,150.50	0.20	1,150.50
125,000.000 KFC HOLDING CO/PIZZA HUT 144A 48250NAA3 5.000% 06/01/2024 DD 06/16/16	101.88	125,000.00	127,343.75	0.38	2,343.75
25,000.000 KFC HOLDING CO/PIZZA HUT 144A 48250NAC9 4.750% 06/01/2027 DD 06/15/17	102.50	25,000.00	25,625.00	0.08	625.00
39,000.000 KORN FERRY 144A 50067PAA7 4.625% 12/15/2027 DD 12/16/19	97.00	39,000.00	37,830.00	0.11	-1,170.00
166,000.000 KRAFT HEINZ FOODS CO 50077LAB2 4.375% 06/01/2046 DD 05/24/16	98.31	158,272.50	163,192.94	0.49	4,920.44
66,000.000 KRAFT HEINZ FOODS CO 144A 50077LBA3 3.875% 05/15/2027 DD 05/18/20	104.50	66,000.00	68,969.34	0.21	2,969.34
66,000.000 KRAFT HEINZ FOODS CO 144A 50077LBD7 4.250% 03/01/2031 DD 05/18/20	106.03	66,000.00	69,979.14	0.21	3,979.14

BNY MELLON

Asset Detail - By Currency

Report ID : IACS0005
Base Currency : USD
Status : FINAL

EATON VANCE HY PI2 - [redacted]

6/30/2020

Shares/Par Security ID Description Link Ref	Price Base	Cost Base	Market Value Base	Percent Of Total	Net Unrealized Gain/Loss Base
66,000.000 KRAFT HEINZ FOODS CO 144A 50077LBG0 5.500% 06/01/2050 DD 05/18/20	106.60	66,000.00	70,353.36	0.21	4,353.36
77,000.000 L BRANDS INC 501797AL8 6.875% 11/01/2035 DD 10/30/15	83.19	78,717.14	64,056.30	0.19	-14,660.84
24,000.000 L BRANDS INC 144A 501797AS3 6.875% 07/01/2025 DD 06/18/20	103.25	24,252.51	24,780.00	0.07	527.49
17,000.000 L BRANDS INC 144A 501797AU8 9.375% 07/01/2025 DD 06/18/20	100.12	17,000.00	17,020.40	0.05	20.40
45,000.000 LAREDO PETROLEUM INC 516806AF3 9.500% 01/15/2025 DD 01/24/20	69.13	45,000.00	31,106.25	0.09	-13,893.75
68,000.000 LAREDO PETROLEUM INC 516806AG1 10.125% 01/15/2028 DD 01/24/20	69.00	68,000.00	46,920.00	0.14	-21,080.00
225,000.000 LEVEL 3 FINANCING INC 527298BM4 5.250% 03/15/2026 DD 10/15/16	102.75	229,631.32	231,187.50	0.69	1,556.18
117,000.000 REGIONALCARE HOSPITAL PAR 144A 53219LAR0 9.750% 12/01/2026 DD 11/16/18	103.00	125,058.94	120,510.00	0.36	-4,548.94
78,000.000 LIFEPOINT HEALTH INC 144A 53219LAS8 4.375% 02/15/2027 DD 02/13/20	94.50	78,322.11	73,710.00	0.22	-4,612.11
41,000.000 LIFEPOINT HEALTH INC 144A 53219LAT6 6.750% 04/15/2025 DD 04/13/20	103.25	41,000.00	42,332.50	0.13	1,332.50

BNY MELLON

Asset Detail - By Currency

Report ID : IACS0005
Base Currency : USD
Status : FINAL

EATON VANCE HY PI2 - [redacted]

6/30/2020

Shares/Par Security ID Description Link Ref	Price Base	Cost Base	Market Value Base	Percent Of Total	Net Unrealized Gain/Loss Base
14,000.000 L BRANDS INC 532716AN7 7.600% 07/15/2037 DD 07/17/07	68.00	13,930.66	9,520.00	0.03	-4,410.66
55,000.000 LITHIA MOTORS INC 144A 536797AE3 4.625% 12/15/2027 DD 12/09/19	99.00	55,000.00	54,450.00	0.16	-550.00
122,000.000 LIVE NATION ENTERTAINMENT 144A 538034AR0 4.750% 10/15/2027 DD 10/17/19	86.02	119,482.49	104,945.62	0.31	-14,536.87
150,000.000 MEG ENERGY CORP 144A 552704AE8 7.125% 02/01/2027 DD 01/31/20	83.13	150,000.00	124,687.50	0.37	-25,312.50
145,000.000 MGM RESORTS INTERNATIONAL 552953CC3 6.000% 03/15/2023 DD 11/25/14	101.00	149,805.31	146,450.00	0.44	-3,355.31
130,000.000 MGM GROWTH PROPERTIES OPERATIN 55303XAJ4 5.750% 02/01/2027 DD 08/01/19	102.50	132,603.64	133,250.00	0.40	646.36
50,000.000 M/I HOMES INC 55305BAS0 4.950% 02/01/2028 DD 01/22/20	99.38	50,000.00	49,687.50	0.15	-312.50
333,000.000 MPH ACQUISITION HOLDINGS 144A 553283AB8 7.125% 06/01/2024 DD 06/07/16	93.00	344,349.96	309,690.00	0.92	-34,659.96
28,000.000 MSCI INC 144A 55354GAK6 3.625% 09/01/2030 DD 03/04/20	99.50	28,000.00	27,860.00	0.08	-140.00
47,285.000 MANITOWOC 10/18 TLB 56356XAE9	86.00	37,227.32	40,665.10	0.12	3,437.78

BNY MELLON

Asset Detail - By Currency

Report ID : IACS0005
Base Currency : USD
Status : FINAL

EATON VANCE HY PI2 - [redacted]

6/30/2020

Shares/Par Security ID Description Link Ref	Price Base	Cost Base	Market Value Base	Percent Of Total	Net Unrealized Gain/Loss Base
119,000.000 MASONITE INTERNATIONAL CO 144A 575385AD1 5.375% 02/01/2028 DD 07/25/19	102.25	122,063.75	121,677.50	0.36	-386.25
100,000.000 MATADOR RESOURCES CO 576485AE6 5.875% 09/15/2026 DD 08/21/18	74.00	100,000.00	74,000.00	0.22	-26,000.00
69,000.000 MOLINA HEALTHCARE INC 144A 60855RAJ9 4.375% 06/15/2028 DD 06/02/20	99.88	69,000.00	68,913.75	0.21	-86.25
80,000.000 MOOG INC 144A 615394AM5 4.250% 12/15/2027 DD 12/13/19	97.00	80,383.34	77,600.00	0.23	-2,783.34
115,000.000 MOSS CREEK RESOURCES HOLD 144A 61965RAA3 7.500% 01/15/2026 DD 01/18/18	50.00	115,755.52	57,500.00	0.17	-58,255.52
120,000.000 MURPHY OIL USA INC 626738AD0 5.625% 05/01/2027 DD 04/25/17	103.25	125,817.65	123,900.00	0.37	-1,917.65
77,000.000 MURPHY OIL USA INC 626738AE8 4.750% 09/15/2029 DD 09/13/19	102.25	77,154.30	78,732.50	0.23	1,578.20
58,000.000 NCL CORP LTD 144A 62886HAP6 3.625% 12/15/2024 DD 12/16/19	61.13	54,533.08	35,452.50	0.11	-19,080.58
110,000.000 NRG ENERGY INC 629377CE0 5.750% 01/15/2028 DD 07/15/18	105.50	110,000.00	116,050.00	0.35	6,050.00
68,000.000 NRG ENERGY INC 144A 629377CH3 5.250% 06/15/2029 DD 05/14/19	105.00	68,000.00	71,400.00	0.21	3,400.00

BNY MELLON

Asset Detail - By Currency

Report ID : IACS0005
Base Currency : USD
Status : FINAL

EATON VANCE HY PI2 - [redacted]

6/30/2020

Shares/Par Security ID Description Link Ref	Price Base	Cost Base	Market Value Base	Percent Of Total	Net Unrealized Gain/Loss Base
67,000.000 NABORS INDUSTRIES LTD 144A 629571AA8 7.250% 01/15/2026 DD 01/10/20	61.50	67,000.00	41,205.00	0.12	-25,795.00
54,000.000 NAVISTAR INTERNATIONAL CO 144A 63934EAW8 9.500% 05/01/2025 DD 04/27/20	107.16	54,000.00	57,863.70	0.17	3,863.70
50,000.000 NAVIENT CORP 63938CAA6 5.000% 10/26/2020 DD 11/06/14	99.59	50,000.00	49,793.50	0.15	-206.50
275,000.000 NEPTUNE ENERGY BONDCO PLC 144A 64073KAA1 6.625% 05/15/2025 DD 05/11/18	87.00	273,272.27	239,250.00	0.71	-34,022.27
155,000.000 NETFLIX INC 64110LAT3 5.875% 11/15/2028 DD 04/26/18	113.88	155,000.00	176,506.25	0.53	21,506.25
23,000.000 NEW GOLD INC 144A 644532AA1 6.375% 05/15/2025 DD 05/18/17	101.00	22,067.09	23,230.00	0.07	1,162.91
89,000.000 NEW GOLD INC 144A 644535AH9 7.500% 07/15/2027 DD 06/24/20	103.17	89,000.00	91,820.41	0.27	2,820.41
82,000.000 NEXTERA ENERGY OPERATING 144A 65342QAB8 4.500% 09/15/2027 DD 09/25/17	104.53	75,639.04	85,717.06	0.26	10,078.02
50,000.000 NEXTERA ENERGY OPERATING 144A 65342QAC6 4.250% 09/15/2024 DD 09/25/17	100.60	50,000.00	50,298.00	0.15	298.00
138,000.000 NEXSTAR BROADCASTING INC 144A 65343HAA9 5.625% 07/15/2027 DD 07/03/19	99.26	140,554.83	136,973.28	0.41	-3,581.55

BNY MELLON

Asset Detail - By Currency

Report ID : IACS0005
Base Currency : USD
Status : FINAL

EATON VANCE HY PI2 - [redacted]

6/30/2020

Shares/Par Security ID Description Link Ref	Price Base	Cost Base	Market Value Base	Percent Of Total	Net Unrealized Gain/Loss Base
46,000.000 NINE ENERGY SERVICE INC 144A 65441VAA9 8.750% 11/01/2023 DD 10/25/18	48.75	46,000.00	22,425.00	0.07	-23,575.00
150,000.000 NOVELIS CORP 144A 670001AC0 5.875% 09/30/2026 DD 09/14/16	99.88	154,257.01	149,812.50	0.45	-4,444.51
148,000.000 NUFARM AUSTRALIA LTD / NU 144A 67052NAA3 5.750% 04/30/2026 DD 04/26/18	96.50	145,023.58	142,820.00	0.43	-2,203.58
2,000.000 OCCIDENTAL PETROLEUM CORP 674599CC7 3.125% 02/15/2022 DD 08/18/11	95.77	1,667.90	1,915.40	0.01	247.50
28,000.000 OCCIDENTAL PETROLEUM CORP 674599CF0 4.625% 06/15/2045 DD 06/23/15	70.00	20,914.13	19,600.00	0.06	-1,314.13
15,000.000 OCCIDENTAL PETROLEUM CORP 674599CK9 2.600% 04/15/2022 DD 04/04/16	95.28	12,967.38	14,292.00	0.04	1,324.62
51,000.000 OCCIDENTAL PETROLEUM CORP 674599CN3 4.200% 03/15/2048 DD 03/02/18	67.72	36,093.85	34,537.20	0.10	-1,556.65
18,000.000 OCCIDENTAL PETROLEUM CORP 674599CP8 2.700% 08/15/2022 DD 08/08/19	93.10	15,051.12	16,757.10	0.05	1,705.98
15,000.000 OCCIDENTAL PETROLEUM CORP 674599CQ6 VAR RT 08/15/2022 DD 08/08/19	92.02	11,815.20	13,802.85	0.04	1,987.65
34,000.000 OCCIDENTAL PETROLEUM CORP 674599CS2 3.500% 08/15/2029 DD 08/08/19	73.16	23,598.71	24,874.40	0.07	1,275.69

BNY MELLON

Asset Detail - By Currency

Report ID : IACS0005
Base Currency : USD
Status : FINAL

EATON VANCE HY PI2 - [redacted]

6/30/2020

Shares/Par Security ID Description Link Ref	Price Base	Cost Base	Market Value Base	Percent Of Total	Net Unrealized Gain/Loss Base
5,000.000 OCCIDENTAL PETROLEUM CORP 674599CW3 2.900% 08/15/2024 DD 08/08/19	85.45	3,802.21	4,272.40	0.01	470.19
41,000.000 OCCIDENTAL PETROLEUM CORP 674599CY9 4.400% 08/15/2049 DD 08/08/19	69.00	29,318.35	28,290.00	0.08	-1,028.35
13,000.000 OCCIDENTAL PETROLEUM CORP 674599DA0 3.450% 07/15/2024 DD 07/15/19	83.00	9,348.55	10,790.00	0.03	1,441.45
27,000.000 OCCIDENTAL PETROLEUM CORP 674599DJ1 6.200% 03/15/2040 DD 09/15/19	83.75	19,483.58	22,612.50	0.07	3,128.92
107,000.000 OCCIDENTAL PETROLEUM CORP 674599DZ5 8.500% 07/15/2027 DD 07/13/20	99.88	107,000.00	106,866.25	0.32	-133.75
91,000.000 OCCIDENTAL PETROLEUM CORP 674599EA9 8.875% 07/15/2030 DD 07/13/20	99.88	91,000.00	90,886.25	0.27	-113.75
130,000.000 1011778 BC ULC / NEW RED 144A 68245XAE9 5.000% 10/15/2025 DD 08/28/17	99.41	130,936.06	129,234.30	0.39	-1,701.76
71,000.000 1011778 BC ULC / NEW RED 144A 68245XAH2 3.875% 01/15/2028 DD 09/24/19	97.02	71,000.00	68,882.07	0.21	-2,117.93
110,000.000 1011778 BC ULC / NEW RED 144A 68245XAJ8 4.375% 01/15/2028 DD 11/19/19	98.02	110,000.00	107,820.90	0.32	-2,179.10
21,000.000 1011778 BC ULC / NEW RED 144A 68245XAK5 5.750% 04/15/2025 DD 04/07/20	105.00	21,000.00	22,050.00	0.07	1,050.00

BNY MELLON

Asset Detail - By Currency

Report ID : IACS0005
Base Currency : USD
Status : FINAL

EATON VANCE HY PI2 - [redacted]

6/30/2020

Shares/Par Security ID Description Link Ref	Price Base	Cost Base	Market Value Base	Percent Of Total	Net Unrealized Gain/Loss Base
109,000.000 OPEN TEXT CORP 144A 683715AC0 3.875% 02/15/2028 DD 02/18/20	96.28	109,000.00	104,946.29	0.31	-4,053.71
95,000.000 OPEN TEXT HOLDINGS INC 144A 683720AA4 4.125% 02/15/2030 DD 02/18/20	98.25	95,000.00	93,337.50	0.28	-1,662.50
53,000.000 OUTFRONT MEDIA CAPITAL LL 144A 69007TAD6 6.250% 06/15/2025 DD 05/15/20	100.66	53,000.00	53,347.15	0.16	347.15
100,000.000 PBF HOLDING CO LLC / PBF 144A 69318FAH1 6.000% 02/15/2028 DD 01/24/20	83.00	100,000.00	83,000.00	0.25	-17,000.00
200,000.000 PERFORMANCE FOOD GROUP IN 144A 69346VAA7 5.500% 10/15/2027 DD 09/27/19	96.50	211,302.80	193,000.00	0.58	-18,302.80
54,000.000 PTC INC 144A 69370CAB6 3.625% 02/15/2025 DD 02/13/20	99.25	54,000.00	53,595.00	0.16	-405.00
54,000.000 PTC INC 144A 69370CAC4 4.000% 02/15/2028 DD 02/13/20	99.01	54,000.00	53,466.48	0.16	-533.52
167,000.000 CLARIOS GLOBAL LP / CLARI 144A 69867DAA6 6.250% 05/15/2026 DD 04/01/19	103.13	168,656.48	172,218.75	0.51	3,562.27
194,000.000 CLARIOS GLOBAL LP / CLARI 144A 69867DAC2 8.500% 05/15/2027 DD 04/01/19	100.50	194,589.52	194,960.30	0.58	370.78
130,000.000 SEVEN GENERATIONS ENERGY 144A 699320AH0 6.875% 06/30/2023 DD 06/05/15	96.75	132,333.14	125,775.00	0.37	-6,558.14

BNY MELLON

Asset Detail - By Currency

Report ID : IACS0005
Base Currency : USD
Status : FINAL

EATON VANCE HY PI2 - [redacted]

6/30/2020

Shares/Par Security ID Description Link Ref	Price Base	Cost Base	Market Value Base	Percent Of Total	Net Unrealized Gain/Loss Base
220,000.000 PARSLEY ENERGY LLC / PARS 144A 701885AH8 5.625% 10/15/2027 DD 10/11/17	98.50	223,644.71	216,700.00	0.65	-6,944.71
50,000.000 PATTERN ENERGY GROUP INC 144A 70338PAC4 5.875% 02/01/2024 DD 01/25/17	100.50	51,072.71	50,250.00	0.15	-822.71
160,117.920 PETSMART 9/16 TLB 71677HAG0	98.53	160,167.77	157,770.59	0.47	-2,397.18
25,000.000 PICASSO FINANCE SUB INC 144A 71953LAA9 6.125% 06/15/2025 DD 06/15/20	102.25	25,000.00	25,562.50	0.08	562.50
174,525.000 PLAYTIKA 12/19 COV-LITE TLB 72814CAE8 0.000% 12/10/2024 DD 11/08/19	99.75	171,420.82	174,088.69	0.52	2,667.87
200,000.000 POST HOLDINGS INC 144A 737446AM6 5.750% 03/01/2027 DD 02/14/17	103.25	197,778.82	206,500.00	0.62	8,721.18
66,999.987 PRECISION DRILLING CORP 740212AE5 6.500% 12/15/2021 DD 12/15/11	93.00	66,893.66	62,309.99	0.19	-4,583.67
7,000.000 PRECISION DRILLING CORP 740212AK1 7.750% 12/15/2023 DD 06/15/17	68.50	7,000.00	4,795.00	0.01	-2,205.00
40,000.000 PRECISION DRILLING CORP 144A 740212AL9 7.125% 01/15/2026 DD 11/22/17	61.00	40,000.00	24,400.00	0.07	-15,600.00
38,000.000 PRESIDIO HOLDINGS INC 144A 74101XAE0 4.875% 02/01/2027 DD 01/22/20	97.75	38,000.00	37,145.00	0.11	-855.00

BNY MELLON

Asset Detail - By Currency

Report ID : IACS0005
Base Currency : USD
Status : FINAL

EATON VANCE HY PI2 - [redacted]

6/30/2020

Shares/Par Security ID Description Link Ref	Price Base	Cost Base	Market Value Base	Percent Of Total	Net Unrealized Gain/Loss Base
52,000.000 PRESIDIO HOLDINGS INC 144A 74101XAF7 8.250% 02/01/2028 DD 01/22/20	100.00	52,620.98	52,000.00	0.15	-620.98
39,000.000 PRESTIGE BRANDS INC 144A 74112BAL9 5.125% 01/15/2028 DD 12/02/19	98.50	39,000.00	38,415.00	0.11	-585.00
116,000.000 RIVERBED TECHNOLOGY INC 144A 74339KAA0 8.875% 03/01/2023 DD 03/09/15	60.75	111,758.03	70,470.00	0.21	-41,288.03
50,000.000 RHP HOTEL PROPERTIES LP / RHP 749571AD7 5.000% 04/15/2023 DD 04/14/15	93.25	48,521.31	46,625.00	0.14	-1,896.31
71,000.000 REYNOLDS GROUP ISSUER INC 144A 761735AT6 5.125% 07/15/2023 DD 06/27/16	100.76	67,714.65	71,538.89	0.21	3,824.24
25,000.000 ROYAL CARIBBEAN CRUISES L 144A 780153BC5 9.125% 06/15/2023 DD 06/09/20	99.12	25,000.00	24,781.00	0.07	-219.00
6,000.000 SM ENERGY CO 78454LAH3 5.000% 01/15/2024 DD 01/15/14	54.00	5,590.69	3,240.00	0.01	-2,350.69
73,000.000 SM ENERGY CO 78454LAL4 5.625% 06/01/2025 DD 05/21/15	53.00	68,369.91	38,690.00	0.12	-29,679.91
27,000.000 SM ENERGY CO 78454LAN0 6.750% 09/15/2026 DD 09/12/16	50.29	25,653.52	13,577.76	0.04	-12,075.76
53,000.000 SS&C TECHNOLOGIES INC 144A 78466CAC0 5.500% 09/30/2027 DD 03/28/19	101.46	55,138.43	53,775.92	0.16	-1,362.51

BNY MELLON

Asset Detail - By Currency

Report ID : IACS0005
Base Currency : USD
Status : FINAL

EATON VANCE HY PI2 - [redacted]

6/30/2020

Shares/Par Security ID Description Link Ref	Price Base	Cost Base	Market Value Base	Percent Of Total	Net Unrealized Gain/Loss Base
200,000.000 SPCM SA 144A 7846ELAC1 4.875% 09/15/2025 DD 04/20/17	100.78	195,908.14	201,554.00	0.60	5,645.86
19,000.000 SCIENCE APPLICATIONS INTE 144A 808625AA5 4.875% 04/01/2028 DD 03/13/20	99.41	19,000.00	18,887.14	0.06	-112.86
106,000.000 SCRIPPS ESCROW INC 144A 81104PAA7 5.875% 07/15/2027 DD 07/26/19	94.75	106,779.26	100,435.00	0.30	-6,344.26
78,800.000 SEDGWICK CMS 12/18 COV-LITE TL 81527CAL1 0.000% 11/06/2025 DD 10/29/18	94.18	79,023.05	74,213.05	0.22	-4,810.00
165,000.000 SERVICEMASTER CO LLC/THE 817609AB6 7.450% 08/15/2027 DD 08/19/97	108.22	177,142.46	178,563.00	0.53	1,420.54
115,000.000 SERVICEMASTER CO LLC/THE 144A 817610AA6 5.125% 11/15/2024 DD 11/08/16	101.38	115,452.29	116,581.25	0.35	1,128.96
55,000.000 SERVICE PROPERTIES TRUST 81761LAA0 7.500% 09/15/2025 DD 06/17/20	105.35	55,685.72	57,944.15	0.17	2,258.43
78,000.000 SHEA HOMES LP / SHEA HOME 144A 82088KAE8 4.750% 02/15/2028 DD 02/20/20	95.00	78,280.68	74,100.00	0.22	-4,180.68
120,000.000 SHELF DRILLING HOLDINGS L 144A 822538AE4 8.250% 02/15/2025 DD 02/07/18	45.00	120,796.63	54,000.00	0.16	-66,796.63
113,000.000 SINCLAIR TELEVISION GROUP 144A 829259AY6 5.500% 03/01/2030 DD 11/27/19	92.50	113,000.00	104,525.00	0.31	-8,475.00

BNY MELLON

Asset Detail - By Currency

Report ID : IACS0005
Base Currency : USD
Status : FINAL

EATON VANCE HY PI2 - [redacted]

6/30/2020

Shares/Par Security ID Description Link Ref	Price Base	Cost Base	Market Value Base	Percent Of Total	Net Unrealized Gain/Loss Base
300,000.000 SIRIUS XM RADIO INC 144A 82967NBA5 5.000% 08/01/2027 DD 07/05/17	102.21	300,806.20	306,621.00	0.91	5,814.80
170,000.000 SONIC AUTOMOTIVE INC 83545GBC5 6.125% 03/15/2027 DD 03/10/17	99.00	169,327.25	168,300.00	0.50	-1,027.25
97,905.410 HARD ROCK NORTHERN INDIANA 12/ 84752PAC2 0.000% 12/23/2025 DD 09/24/19	92.00	95,268.66	90,072.98	0.27	-5,195.68
7,094.590 HARD ROCK NORTHERN INDIANA 12/ 84752PAD0 0.000% 12/23/2025 DD 09/24/19	92.00	6,903.38	6,527.02	0.02	-376.36
225,000.000 SPECTRUM BRANDS INC 84762LAS4 6.125% 12/15/2024 DD 12/15/15	102.75	224,745.65	231,187.50	0.69	6,441.85
43,000.000 SPECTRUM BRANDS INC 144A 84762LAV7 5.000% 10/01/2029 DD 09/24/19	98.75	43,000.00	42,462.50	0.13	-537.50
37,000.000 SPECTRUM BRANDS INC 144A 84762LAW5 5.500% 07/15/2030 DD 06/30/20	100.13	37,044.99	37,046.25	0.11	1.26
131,000.000 SPRINT CAPITAL CORP 852060AD4 6.875% 11/15/2028 DD 11/16/98	121.75	143,864.63	159,492.50	0.48	15,627.87
6,000.000 SPRINT COMMUNICATIONS INC 852061AR1 7.000% 08/15/2020 DD 08/14/12	100.41	6,016.67	6,024.30	0.02	7.63
110,000.000 SPRINT COMMUNICATIONS INC 852061AS9 6.000% 11/15/2022 DD 11/14/12	105.47	106,010.12	116,020.30	0.35	10,010.18

BNY MELLON

Asset Detail - By Currency

Report ID : IACS0005
Base Currency : USD
Status : FINAL

EATON VANCE HY PI2 - [redacted]

6/30/2020

Shares/Par Security ID Description Link Ref	Price Base	Cost Base	Market Value Base	Percent Of Total	Net Unrealized Gain/Loss Base
125,000.000 SPRINT CORP 85207UAF2 7.875% 09/15/2023 DD 09/15/14	112.63	127,167.26	140,781.25	0.42	13,613.99
125,000.000 SPRINT CORP 85207UAH8 7.125% 06/15/2024 DD 06/15/14	112.91	123,598.81	141,142.50	0.42	17,543.69
84,000.000 SPRINT CORP 85207UAK1 7.625% 03/01/2026 DD 02/22/18	118.04	84,000.00	99,151.08	0.30	15,151.08
25,000.000 STANDARD INDUSTRIES INC/N 144A 853496AC1 5.000% 02/15/2027 DD 02/07/17	101.25	24,876.73	25,312.50	0.08	435.77
63,000.000 STANDARD INDUSTRIES INC/N 144A 853496AG2 4.375% 07/15/2030 DD 06/30/20	99.75	63,000.00	62,842.50	0.19	-157.50
32,000.000 SUNOCO LP / SUNOCO FINANCE COR 86765LAL1 5.500% 02/15/2026 DD 08/15/18	97.00	32,000.00	31,040.00	0.09	-960.00
125,000.000 T-MOBILE USA INC 87264AAP0 6.500% 01/15/2026 DD 11/05/15	104.51	130,310.55	130,638.75	0.39	328.20
25,000.000 T-MOBILE USA INC 87264AAT2 5.375% 04/15/2027 DD 03/16/17	105.25	25,000.00	26,312.50	0.08	1,312.50
80,000.000 T-MOBILE USA INC 87264AAU9 4.500% 02/01/2026 DD 01/25/18	101.20	80,000.00	80,956.80	0.24	956.80
70,000.000 T-MOBILE USA INC 87264AAV7 4.750% 02/01/2028 DD 01/25/18	105.64	68,310.79	73,948.00	0.22	5,637.21

BNY MELLON

Asset Detail - By Currency

Report ID : IACS0005
Base Currency : USD
Status : FINAL

EATON VANCE HY PI2 - [redacted]

6/30/2020

Shares/Par Security ID Description Link Ref	Price Base	Cost Base	Market Value Base	Percent Of Total	Net Unrealized Gain/Loss Base
50,000.000 TRI POINTE GROUP INC 87265HAF6 5.250% 06/01/2027 DD 06/08/17	99.50	50,000.00	49,750.00	0.15	-250.00
18,000.000 TRI POINTE GROUP INC 87265HAG4 5.700% 06/15/2028 DD 06/10/20	101.50	18,000.00	18,270.00	0.05	270.00
55,000.000 TARGA RESOURCES PARTNERS LP / 87612BBL5 6.500% 07/15/2027 DD 01/17/19	100.25	55,000.00	55,137.50	0.16	137.50
110,000.000 TARGA RESOURCES PARTNERS LP / 87612BBN1 6.875% 01/15/2029 DD 01/17/19	104.75	110,616.15	115,225.00	0.34	4,608.85
132,000.000 TAYLOR MORRISON COMMUNITI 144A 87724RAA0 5.875% 06/15/2027 DD 06/05/19	103.57	136,612.13	136,717.68	0.41	105.55
66,000.000 TEGNA INC 144A 87901JAE5 4.625% 03/15/2028 DD 01/09/20	92.00	66,000.00	60,720.00	0.18	-5,280.00
200,000.000 TELECOM ITALIA CAPITAL SA 87927VAM0 6.000% 09/30/2034 DD 09/30/05	108.70	230,967.65	217,400.00	0.65	-13,567.65
155,000.000 TELEFLEX INC 879369AF3 4.625% 11/15/2027 DD 11/20/17	105.72	157,411.60	163,867.55	0.49	6,455.95
13,000.000 TELEFLEX INC 144A 879369AG1 4.250% 06/01/2028 DD 05/27/20	102.50	13,000.00	13,325.00	0.04	325.00
33,000.000 TENET HEALTHCARE CORP 88033GCS7 4.625% 07/15/2024 DD 06/14/17	97.98	33,000.00	32,333.07	0.10	-666.93

BNY MELLON

Asset Detail - By Currency

Report ID : IACS0005
Base Currency : USD
Status : FINAL

EATON VANCE HY PI2 - [redacted]

6/30/2020

Shares/Par Security ID Description Link Ref	Price Base	Cost Base	Market Value Base	Percent Of Total	Net Unrealized Gain/Loss Base
100,000.000 TENET HEALTHCARE CORP 88033GCU2 5.125% 05/01/2025 DD 06/14/17	96.52	100,000.00	96,521.00	0.29	-3,479.00
170,000.000 TENET HEALTHCARE CORP 144A 88033GDA5 5.125% 11/01/2027 DD 08/26/19	98.67	170,000.00	167,739.00	0.50	-2,261.00
28,000.000 TENET HEALTHCARE CORP 144A 88033GDC1 4.625% 09/01/2024 DD 08/26/19	97.75	28,000.00	27,370.00	0.08	-630.00
21,000.000 TENET HEALTHCARE CORP 144A 88033GDG2 4.625% 06/15/2028 DD 06/16/20	97.42	21,000.00	20,458.20	0.06	-541.80
73,000.000 TEAM HEALTH HOLDINGS INC 144A 88047PAA2 6.375% 02/01/2025 DD 02/01/17	58.00	70,768.56	42,340.00	0.13	-28,428.56
64,000.000 TERRAFORM POWER OPERATING 144A 88104LAE3 5.000% 01/31/2028 DD 12/12/17	104.25	69,238.42	66,720.00	0.20	-2,518.42
218,000.000 TERRIER MEDIA BUYER INC 144A 88146LAA1 8.875% 12/15/2027 DD 12/17/19	95.88	219,227.12	209,007.50	0.62	-10,219.62
111,000.000 TRANSDIGM INC 893647BH9 7.500% 03/15/2027 DD 09/15/19	95.95	112,678.21	106,504.50	0.32	-6,173.71
222,000.000 TRANSDIGM INC 893647BL0 5.500% 11/15/2027 DD 05/15/20	87.27	222,000.00	193,739.40	0.58	-28,260.60
68,761.242 TRANSDIGM 2/20 COV-LITE TLE 89364MBQ6 0.000% 05/30/2025 DD 01/23/20	89.56	68,967.02	61,584.63	0.18	-7,382.39

BNY MELLON

Asset Detail - By Currency

Report ID : IACS0005
Base Currency : USD
Status : FINAL

EATON VANCE HY PI2 - [redacted]

6/30/2020

Shares/Par Security ID Description Link Ref	Price Base	Cost Base	Market Value Base	Percent Of Total	Net Unrealized Gain/Loss Base
55,000.000 TRANSOCEAN INC 144A 893830BF5 7.500% 01/15/2026 DD 10/17/17	54.50	56,969.86	29,975.00	0.09	-26,994.86
37,000.000 TRANSOCEAN INC 144A 893830BK4 7.250% 11/01/2025 DD 10/25/18	54.50	37,000.00	20,165.00	0.06	-16,835.00
28,000.000 TRANSOCEAN POSEIDON LTD 144A 89383JAA6 6.875% 02/01/2027 DD 02/01/19	85.00	27,819.62	23,800.00	0.07	-4,019.62
140,000.000 US FOODS INC 144A 90290MAB7 5.875% 06/15/2024 DD 06/27/16	95.00	140,864.00	133,000.00	0.40	-7,864.00
40,000.000 UNIVAR SOLUTIONS USA INC/ 144A 91337CAA4 5.125% 12/01/2027 DD 11/22/19	101.16	40,000.00	40,464.80	0.12	464.80
165,000.000 USI INC/NY 144A 91739VAA6 6.875% 05/01/2025 DD 04/18/17	100.88	161,883.03	166,443.75	0.50	4,560.72
10,000.000 BAUSCH HEALTH COS INC 144A 91831AAB7 5.875% 05/15/2023 DD 03/27/15	99.75	9,570.01	9,975.00	0.03	404.99
19,000.000 BAUSCH HEALTH COS INC 144A 91911KAE2 5.500% 03/01/2023 DD 01/30/15	100.00	18,529.11	19,000.00	0.06	470.89
50,000.000 BAUSCH HEALTH COS INC 144A 91911KAN2 5.500% 11/01/2025 DD 10/17/17	102.50	50,000.00	51,250.00	0.15	1,250.00
130,000.000 BAUSCH HEALTH COS INC 144A 91911KAP7 9.000% 12/15/2025 DD 12/18/17	107.72	128,643.79	140,037.30	0.42	11,393.51

BNY MELLON

Asset Detail - By Currency

Report ID : IACS0005
Base Currency : USD
Status : FINAL

EATON VANCE HY PI2 - [redacted]

6/30/2020

Shares/Par Security ID Description Link Ref	Price Base	Cost Base	Market Value Base	Percent Of Total	Net Unrealized Gain/Loss Base
220,000.000 BAUSCH HEALTH AMERICAS IN 144A 91911XAV6 9.250% 04/01/2026 DD 03/26/18	108.49	231,475.02	238,678.00	0.71	7,202.98
203,000.000 BAUSCH HEALTH AMERICAS IN 144A 91911XAW4 8.500% 01/31/2027 DD 06/01/18	106.13	213,909.89	215,433.75	0.64	1,523.86
150,000.000 VALVOLINE INC 92047WAB7 4.375% 08/15/2025 DD 08/08/17	100.50	152,168.05	150,750.00	0.45	-1,418.05
42,000.000 VALVOLINE INC 144A 92047WAD3 4.250% 02/15/2030 DD 02/25/20	98.50	42,000.00	41,370.00	0.12	-630.00
21,000.000 VERSCEND ESCROW CORP 144A 92535WAA8 9.750% 08/15/2026 DD 08/27/18	107.44	22,603.44	22,561.35	0.07	-42.09
80,000.000 VIASAT INC 144A 92552VAL4 5.625% 04/15/2027 DD 03/27/19	102.38	80,000.00	81,900.00	0.24	1,900.00
172,000.000 VICI PROPERTIES LP / VICI 144A 92564RAB1 4.625% 12/01/2029 DD 11/26/19	97.50	172,000.00	167,700.00	0.50	-4,300.00
120,000.000 VICI PROPERTIES LP / VICI 144A 92564RAE5 4.125% 08/15/2030 DD 02/05/20	95.38	120,000.00	114,450.00	0.34	-5,550.00
294,000.000 VIKING CRUISES LTD 144A 92676XAD9 5.875% 09/15/2027 DD 09/20/17	59.54	299,161.97	175,038.78	0.52	-124,123.19
30,000.000 WASTE PRO USA INC 144A 94107JAA1 5.500% 02/15/2026 DD 02/01/18	95.45	29,740.62	28,634.70	0.09	-1,105.92

BNY MELLON

Asset Detail - By Currency

Report ID : IACS0005
Base Currency : USD
Status : FINAL

EATON VANCE HY PI2 - [redacted]

6/30/2020

Shares/Par Security ID Description Link Ref	Price Base	Cost Base	Market Value Base	Percent Of Total	Net Unrealized Gain/Loss Base
103,000.000 WATCO COS LLC / WATCO FIN 144A 941130AB2 6.500% 06/15/2027 DD 06/18/20	102.46	103,000.00	105,531.74	0.31	2,531.74
57,000.000 WESCO DISTRIBUTION INC 144A 95081QAN4 7.125% 06/15/2025 DD 06/12/20	105.31	57,000.00	60,028.41	0.18	3,028.41
51,000.000 WESCO DISTRIBUTION INC 144A 95081QAP9 7.250% 06/15/2028 DD 06/12/20	105.75	50,616.32	53,932.50	0.16	3,316.18
8,000.000 WESTERN MIDSTREAM OPERATING LP 958254AH7 4.500% 03/01/2028 DD 03/02/18	93.50	7,146.37	7,480.00	0.02	333.63
71,000.000 WESTERN MIDSTREAM OPERATING LP 958667AC1 VAR RT 02/01/2030 DD 01/13/20	96.26	63,514.45	68,343.89	0.20	4,829.44
20,000.000 TRI POINTE GROUP INC / TRI POI 962178AN9 5.875% 06/15/2024 DD 06/15/15	102.70	20,341.16	20,540.20	0.06	199.04
80,000.000 WILLIAM CARTER CO/THE 144A 96926JAC1 5.625% 03/15/2027 DD 03/14/19	103.00	80,276.20	82,400.00	0.25	2,123.80
18,000.000 WILLIAM CARTER CO/THE 144A 96926JAE7 5.500% 05/15/2025 DD 05/11/20	103.13	18,000.00	18,562.50	0.06	562.50
36,000.000 WINNEBAGO INDUSTRIES INC 144A 974637AC4 6.250% 07/15/2028 DD 07/08/20	102.00	36,137.50	36,720.00	0.11	582.50
132,000.000 WYNN LAS VEGAS LLC / WYNN 144A 983130AX3 5.250% 05/15/2027 DD 05/11/17	86.45	130,938.92	114,114.00	0.34	-16,824.92

BNY MELLON

Asset Detail - By Currency

Report ID : IACS0005
Base Currency : USD
Status : FINAL

EATON VANCE HY PI2 - [redacted]

6/30/2020

Shares/Par Security ID Description Link Ref	Price Base	Cost Base	Market Value Base	Percent Of Total	Net Unrealized Gain/Loss Base
250,000.000 ZIGGO BV 144A 98954NAA7 5.500% 01/15/2027 DD 09/23/16	101.26	255,652.03	253,140.00	0.75	-2,512.03
23,000.000 VNU 5/20 B5 TLB 99AAF8931 0.000% 06/06/2025 DD 05/07/20	98.88	22,540.00	22,741.25	0.07	201.25
51,435.050 AMAYA 6/18 (USD) TL N8233BAC6 0.000% 07/10/2025 DD 04/23/18	99.30	51,569.35	51,072.95	0.15	-496.40
TOTAL FIXED INCOME SECURITIES U.S. DOLLAR		**32,462,426.91**	**31,147,217.13**	**92.80**	**-1,315,209.78**
TOTAL ASSETS U.S. DOLLAR		**34,905,920.70**	**33,563,645.91**	**100.00**	**-1,342,274.79**
TOTAL ASSETS		**35,019,029.14**	**33,562,746.75**	**100.00**	**-1,456,282.39**

BNY MELLON

Asset Detail - By Currency

Report ID : IACS0005
Base Currency : USD
Status : FINAL

MARATHON EMD PI2 - [redacted]

6/30/2020

Shares/Par Security ID Description Link Ref	Price Base	Cost Base	Market Value Base	Percent Of Total	Net Unrealized Gain/Loss Base
U.S. DOLLAR					
FIXED INCOME SECURITIES					
16,300,000.000 MARATHON EM BOND FUND 99VVBK5X7	1.10	16,300,000.00	17,874,868.06	100.00	1,574,868.06

Xcel Energy
Qualified Trust Analysis, Statements and Balances

Docket No. E002/M-20-___
Schedule D.8
Page 1 of 18

BNY MELLON

MONTICELLO-MINN - [redacted]

Statement of Change in Net Assets
Book Value
1/1/2020 - 6/30/2020

Report ID: GL8800
Base Currency: USD
Status: FINAL

NET ASSETS - BEGINNING OF PERIOD		582,627,194.54
RECEIPTS:		
CONTRIBUTIONS:		
COMPANY	6,696,114.00	
		6,696,114.00
MASTER TRUST INVESTMENT GAIN/LOSS		
	1,164.53	
		1,164.53
MASTER TRUST ALLOCATED EXPENSES		
	-147,155.79	
		-147,155.79
MASTER TRUST CHANGE IN REALIZED G/L		
	-2,306,001.72	
		-2,306,001.72
MASTER TRUST INTEREST INCOME EARNED		
	3,864,328.58	
		3,864,328.58
MASTER TRUST DIVIDEND INCOME EARNED		
	4,013,685.74	
		4,013,685.74
	TOTAL RECEIPTS:	12,122,135.34
NET ASSETS - END OF PERIOD		594,749,329.88

BNY MELLON

MONTICELLO-MINN - [redacted]

Statement of Change in Net Assets
Book Value
1/1/2020 - 6/30/2020

Report ID: GL8800
Base Currency: USD
Status: FINAL

NET ASSETS - BEGINNING OF PERIOD		10,136,587.81
RECEIPTS:		
MASTER TRUST INVESTMENT GAIN/LOSS		
	21.41	
		21.41
MASTER TRUST ALLOCATED EXPENSES		
	-2,558.01	
		-2,558.01
MASTER TRUST CHANGE IN REALIZED G/L		
	-42,204.01	
		-42,204.01
MASTER TRUST INTEREST INCOME EARNED		
	71,044.05	
		71,044.05
MASTER TRUST DIVIDEND INCOME EARNED		
	73,765.82	
		73,765.82
TOTAL RECEIPTS:		100,069.26
NET ASSETS - END OF PERIOD		10,236,657.07

BNY MELLON

MONTICELLO-WIS - [redacted]

Statement of Change in Net Assets
Book Value
1/1/2020 - 6/30/2020

Report ID: GL8800
Base Currency: USD
Status: FINAL

NET ASSETS - BEGINNING OF PERIOD		10,726,290.91
RECEIPTS:		
MASTER TRUST INVESTMENT GAIN/LOSS		
	21.45	
		21.45
MASTER TRUST ALLOCATED EXPENSES		
	-2,562.18	
		-2,562.18
MASTER TRUST CHANGE IN REALIZED G/L		
	-42,273.01	
		-42,273.01
MASTER TRUST INTEREST INCOME EARNED		
	71,160.22	
		71,160.22
MASTER TRUST DIVIDEND INCOME EARNED		
	73,886.41	
		73,886.41
TOTAL RECEIPTS:		100,232.89
NET ASSETS - END OF PERIOD		10,826,523.80

BNY MELLON

PRAIRIE 1 MINN - [redacted]

Statement of Change in Net Assets
Book Value
1/1/2020 - 6/30/2020

Report ID: GL8800
Base Currency: USD
Status: REVISED

NET ASSETS - BEGINNING OF PERIOD		**330,055,758.78**
RECEIPTS:		
CONTRIBUTIONS:		
COMPANY	24,632.00	
		24,632.00
MASTER TRUST INVESTMENT GAIN/LOSS		
	163.89	
		163.89
MASTER TRUST ALLOCATED EXPENSES		
	483,871.15	
		483,871.15
MASTER TRUST CHANGE IN REALIZED G/L		
	570,898.86	
		570,898.86
MASTER TRUST INTEREST INCOME EARNED		
	2,321,740.10	
		2,321,740.10
MASTER TRUST DIVIDEND INCOME EARNED		
	2,405,886.54	
		2,405,886.54
	TOTAL RECEIPTS:	**5,807,192.54**
NET ASSETS - END OF PERIOD		**335,862,951.32**

BNY MELLON

PRAIRIE 1 MINN - [redacted]

Statement of Change in Net Assets
Book Value
1/1/2020 - 6/30/2020

Report ID: GL8800
Base Currency: USD
Status: REVISED

NET ASSETS - BEGINNING OF PERIOD		**8,112,332.43**
RECEIPTS:		
MASTER TRUST INVESTMENT GAIN/LOSS		
	4.13	
		4.13
MASTER TRUST ALLOCATED EXPENSES		
	12,195.46	
		12,195.46
MASTER TRUST CHANGE IN REALIZED G/L		
	14,387.83	
		14,387.83
MASTER TRUST INTEREST INCOME EARNED		
	58,511.46	
		58,511.46
MASTER TRUST DIVIDEND INCOME EARNED		
	60,631.91	
		60,631.91
TOTAL RECEIPTS:		**145,730.79**
NET ASSETS - END OF PERIOD		**8,258,063.22**

BNY MELLON

PRAIRIE 1 WIS - [redacted]

Statement of Change in Net Assets
Book Value
1/1/2020 - 6/30/2020

Report ID: GL8800
Base Currency: USD
Status: REVISED

NET ASSETS - BEGINNING OF PERIOD		6,416,304.13
RECEIPTS:		
MASTER TRUST INVESTMENT GAIN/LOSS	2.55	2.55
MASTER TRUST ALLOCATED EXPENSES	7,517.61	7,517.61
MASTER TRUST CHANGE IN REALIZED G/L	8,869.03	8,869.03
MASTER TRUST INTEREST INCOME EARNED	36,068.00	36,068.00
MASTER TRUST DIVIDEND INCOME EARNED	37,375.06	37,375.06
TOTAL RECEIPTS:		89,832.25
NET ASSETS - END OF PERIOD		6,506,136.38

BNY MELLON

PRAIRIE 2 MINN - [redacted]

Statement of Change in Net Assets
Book Value
1/1/2020 - 6/30/2020

Report ID: GL8800
Base Currency: USD
Status: FINAL

NET ASSETS - BEGINNING OF PERIOD		369,069,094.67
RECEIPTS:		
CONTRIBUTIONS:		
COMPANY	294,670.00	
		294,670.00
MASTER TRUST INVESTMENT GAIN/LOSS		
	344.77	
		344.77
MASTER TRUST ALLOCATED EXPENSES		
	947,376.17	
		947,376.17
MASTER TRUST CHANGE IN REALIZED G/L		
	244,242.00	
		244,242.00
MASTER TRUST INTEREST INCOME EARNED		
	2,595,041.13	
		2,595,041.13
MASTER TRUST DIVIDEND INCOME EARNED		
	2,606,756.39	
		2,606,756.39
TOTAL RECEIPTS:		6,688,430.46
NET ASSETS - END OF PERIOD		375,757,525.13

BNY MELLON

PRAIRIE 2 MINN - [redacted]

Statement of Change in Net Assets
Book Value
1/1/2020 - 6/30/2020

Report ID: GL8800
Base Currency: USD
Status: FINAL

NET ASSETS - BEGINNING OF PERIOD		7,528,545.58
RECEIPTS:		
MASTER TRUST INVESTMENT GAIN/LOSS	7.05	7.05
MASTER TRUST ALLOCATED EXPENSES	19,387.59	19,387.59
MASTER TRUST CHANGE IN REALIZED G/L	4,999.43	4,999.43
MASTER TRUST INTEREST INCOME EARNED	53,070.69	53,070.69
MASTER TRUST DIVIDEND INCOME EARNED	53,308.70	53,308.70
TOTAL RECEIPTS:		130,773.46
NET ASSETS - END OF PERIOD		7,659,319.04

BNY MELLON

PRAIRIE 2 WIS - [redacted]

Statement of Change in Net Assets
Book Value
1/1/2020 - 6/30/2020

Report ID: GL8800
Base Currency: USD
Status: FINAL

NET ASSETS - BEGINNING OF PERIOD		6,060,873.32
RECEIPTS:		
MASTER TRUST INVESTMENT GAIN/LOSS	5.56	5.56
MASTER TRUST ALLOCATED EXPENSES	15,316.91	15,316.91
MASTER TRUST CHANGE IN REALIZED G/L	3,949.72	3,949.72
MASTER TRUST INTEREST INCOME EARNED	41,927.78	41,927.78
MASTER TRUST DIVIDEND INCOME EARNED	42,115.87	42,115.87
TOTAL RECEIPTS:		103,315.84
NET ASSETS - END OF PERIOD		6,164,189.16

Xcel Energy
Qualified Trust Analysis, Statements and Balances

Docket No. E002/M-20-___
Schedule D.8
Page 10 of 18

BNY MELLON

Statement of Change in Net Assets Market Value

1/1/2020 - 6/30/2020

Report ID: GL8800
Base Currency: USD
Status: FINAL

MONTICELLO-MINN - [redacted]

NET ASSETS - BEGINNING OF PERIOD		**806,346,482.41**
RECEIPTS:		
CONTRIBUTIONS:		
COMPANY	6,696,114.00	
		6,696,114.00
INVESTMENT INCOME:		
UNREALIZED GAIN/LOSS-INVESTMENT	-24,691,355.96	
		-24,691,355.96
MASTER TRUST INVESTMENT GAIN/LOSS		
	1,164.53	
		1,164.53
MASTER TRUST ALLOCATED EXPENSES		
	-147,155.79	
		-147,155.79
MASTER TRUST CHANGE IN REALIZED G/L		
	-2,306,001.72	
		-2,306,001.72
MASTER TRUST INTEREST INCOME EARNED		
	3,864,328.58	
		3,864,328.58
MASTER TRUST DIVIDEND INCOME EARNED		
	4,013,685.74	
		4,013,685.74
TOTAL RECEIPTS:		**-12,569,220.62**
NET ASSETS - END OF PERIOD		**793,777,261.79**

Xcel Energy
Qualified Trust Analysis, Statements and Balances

Docket No. E002/M-20-___
Schedule D.8
Page 11 of 18

BNY MELLON

Statement of Change in Net Assets Market Value

1/1/2020 - 6/30/2020

Report ID: GL8800
Base Currency: USD
Status: FINAL

MONTICELLO-MINN - [redacted]

NET ASSETS - BEGINNING OF PERIOD		**14,874,976.61**
RECEIPTS:		
INVESTMENT INCOME:		
UNREALIZED GAIN/LOSS-INVESTMENT	-457,094.56	
		-457,094.56
MASTER TRUST INVESTMENT GAIN/LOSS		
	21.41	
		21.41
MASTER TRUST ALLOCATED EXPENSES		
	-2,558.01	
		-2,558.01
MASTER TRUST CHANGE IN REALIZED G/L		
	-42,204.01	
		-42,204.01
MASTER TRUST INTEREST INCOME EARNED		
	71,044.05	
		71,044.05
MASTER TRUST DIVIDEND INCOME EARNED		
	73,765.82	
		73,765.82
TOTAL RECEIPTS:		**-357,025.30**
NET ASSETS - END OF PERIOD		**14,517,951.31**

Xcel Energy
Qualified Trust Analysis, Statements and Balances

Docket No. E002/M-20-___
Schedule D.8
Page 12 of 18

BNY MELLON

Statement of Change in Net Assets Market Value

1/1/2020 - 6/30/2020

MONTICELLO-WIS - [redacted]

Report ID: GL8800
Base Currency: USD
Status: FINAL

NET ASSETS - BEGINNING OF PERIOD		14,899,292.29
RECEIPTS:		
INVESTMENT INCOME:		
UNREALIZED GAIN/LOSS-INVESTMENT	-457,841.81	
		-457,841.81
MASTER TRUST INVESTMENT GAIN/LOSS		
	21.45	
		21.45
MASTER TRUST ALLOCATED EXPENSES		
	-2,562.18	
		-2,562.18
MASTER TRUST CHANGE IN REALIZED G/L		
	-42,273.01	
		-42,273.01
MASTER TRUST INTEREST INCOME EARNED		
	71,160.22	
		71,160.22
MASTER TRUST DIVIDEND INCOME EARNED		
	73,886.41	
		73,886.41
TOTAL RECEIPTS:		-357,608.92
NET ASSETS - END OF PERIOD		14,541,683.37

Xcel Energy
Qualified Trust Analysis, Statements and Balances

Docket No. E002/M-20-___
Schedule D.8
Page 13 of 18

BNY MELLON

Statement of Change in Net Assets Market Value

1/1/2020 - 6/30/2020

Report ID: GL8800
Base Currency: USD
Status: REVISED

PRAIRIE 1 MINN - [redacted]

NET ASSETS - BEGINNING OF PERIOD		**468,406,635.81**
RECEIPTS:		
CONTRIBUTIONS:		
COMPANY	24,632.00	
		24,632.00
INVESTMENT INCOME:		
UNREALIZED GAIN/LOSS-INVESTMENT	-15,867,940.84	
		-15,867,940.84
MASTER TRUST INVESTMENT GAIN/LOSS		
	163.89	
		163.89
MASTER TRUST ALLOCATED EXPENSES		
	483,871.15	
		483,871.15
MASTER TRUST CHANGE IN REALIZED G/L		
	570,898.86	
		570,898.86
MASTER TRUST INTEREST INCOME EARNED		
	2,321,740.10	
		2,321,740.10
MASTER TRUST DIVIDEND INCOME EARNED		
	2,405,886.54	
		2,405,886.54
TOTAL RECEIPTS:		**-10,060,748.30**
NET ASSETS - END OF PERIOD		**458,345,887.51**

Xcel Energy
Qualified Trust Analysis, Statements and Balances

Docket No. E002/M-20-___
Schedule D.8
Page 14 of 18

BNY MELLON

Statement of Change in Net Assets Market Value

1/1/2020 - 6/30/2020

Report ID: GL8800
Base Currency: USD
Status: REVISED

PRAIRIE 1 MINN - [redacted]

NET ASSETS - BEGINNING OF PERIOD		**11,804,824.69**
RECEIPTS:		
INVESTMENT INCOME:		
UNREALIZED GAIN/LOSS-INVESTMENT	-399,910.61	
		-399,910.61
MASTER TRUST INVESTMENT GAIN/LOSS		
	4.13	
		4.13
MASTER TRUST ALLOCATED EXPENSES		
	12,195.46	
		12,195.46
MASTER TRUST CHANGE IN REALIZED G/L		
	14,387.83	
		14,387.83
MASTER TRUST INTEREST INCOME EARNED		
	58,511.46	
		58,511.46
MASTER TRUST DIVIDEND INCOME EARNED		
	60,631.91	
		60,631.91
TOTAL RECEIPTS:		**-254,179.82**
NET ASSETS - END OF PERIOD		**11,550,644.87**

Xcel Energy
Qualified Trust Analysis, Statements and Balances

Docket No. E002/M-20-___
Schedule D.8
Page 15 of 18

BNY MELLON

Statement of Change in Net Assets Market Value

1/1/2020 - 6/30/2020

Report ID: GL8800
Base Currency: USD
Status: REVISED

PRAIRIE 1 WIS - [redacted]

NET ASSETS - BEGINNING OF PERIOD		7,276,797.30
RECEIPTS:		
INVESTMENT INCOME:		
UNREALIZED GAIN/LOSS-INVESTMENT	-246,515.22	
		-246,515.22
MASTER TRUST INVESTMENT GAIN/LOSS		
	2.55	
		2.55
MASTER TRUST ALLOCATED EXPENSES		
	7,517.61	
		7,517.61
MASTER TRUST CHANGE IN REALIZED G/L		
	8,869.03	
		8,869.03
MASTER TRUST INTEREST INCOME EARNED		
	36,068.00	
		36,068.00
MASTER TRUST DIVIDEND INCOME EARNED		
	37,375.06	
		37,375.06
TOTAL RECEIPTS:		-156,682.97
NET ASSETS - END OF PERIOD		7,120,114.33

Xcel Energy
Qualified Trust Analysis, Statements and Balances

Docket No. E002/M-20-___
Schedule D.8
Page 16 of 18

BNY MELLON

Statement of Change in Net Assets Market Value

1/1/2020 - 6/30/2020

Report ID: GL8800
Base Currency: USD
Status: FINAL

PRAIRIE 2 MINN - [redacted]

NET ASSETS - BEGINNING OF PERIOD		**523,597,459.61**
RECEIPTS:		
CONTRIBUTIONS:		
COMPANY	294,670.00	
		294,670.00
INVESTMENT INCOME:		
UNREALIZED GAIN/LOSS-INVESTMENT	-17,708,453.82	
		-17,708,453.82
MASTER TRUST INVESTMENT GAIN/LOSS		
	344.77	
		344.77
MASTER TRUST ALLOCATED EXPENSES		
	947,376.17	
		947,376.17
MASTER TRUST CHANGE IN REALIZED G/L		
	244,242.00	
		244,242.00
MASTER TRUST INTEREST INCOME EARNED		
	2,595,041.13	
		2,595,041.13
MASTER TRUST DIVIDEND INCOME EARNED		
	2,606,756.39	
		2,606,756.39
TOTAL RECEIPTS:		**-11,020,023.36**
NET ASSETS - END OF PERIOD		**512,577,436.25**

Xcel Energy
Qualified Trust Analysis, Statements and Balances

Docket No. E002/M-20-___
Schedule D.8
Page 17 of 18

BNY MELLON

Statement of Change in Net Assets Market Value

1/1/2020 - 6/30/2020

Report ID: GL8800
Base Currency: USD
Status: FINAL

PRAIRIE 2 MINN - [redacted]

NET ASSETS - BEGINNING OF PERIOD		**10,710,404.69**
RECEIPTS:		
INVESTMENT INCOME:		
UNREALIZED GAIN/LOSS-INVESTMENT	-362,289.99	
		-362,289.99
MASTER TRUST INVESTMENT GAIN/LOSS		
	7.05	
		7.05
MASTER TRUST ALLOCATED EXPENSES		
	19,387.59	
		19,387.59
MASTER TRUST CHANGE IN REALIZED G/L		
	4,999.43	
		4,999.43
MASTER TRUST INTEREST INCOME EARNED		
	53,070.69	
		53,070.69
MASTER TRUST DIVIDEND INCOME EARNED		
	53,308.70	
		53,308.70
TOTAL RECEIPTS:		**-231,516.53**
NET ASSETS - END OF PERIOD		**10,478,888.16**

Xcel Energy
Qualified Trust Analysis, Statements and Balances

Docket No. E002/M-20-___
Schedule D.8
Page 18 of 18

BNY MELLON

Statement of Change in Net Assets Market Value

1/1/2020 - 6/30/2020

Report ID: GL8800
Base Currency: USD
Status: FINAL

PRAIRIE 2 WIS - [redacted]

NET ASSETS - BEGINNING OF PERIOD		**8,461,619.70**
RECEIPTS:		
INVESTMENT INCOME:		
UNREALIZED GAIN/LOSS-INVESTMENT	-286,222.55	
		-286,222.55
MASTER TRUST INVESTMENT GAIN/LOSS		
	5.56	
		5.56
MASTER TRUST ALLOCATED EXPENSES		
	15,316.91	
		15,316.91
MASTER TRUST CHANGE IN REALIZED G/L		
	3,949.72	
		3,949.72
MASTER TRUST INTEREST INCOME EARNED		
	41,927.78	
		41,927.78
MASTER TRUST DIVIDEND INCOME EARNED		
	42,115.87	
		42,115.87
TOTAL RECEIPTS:		**-182,906.71**
NET ASSETS - END OF PERIOD		**8,278,712.99**

Xcel Energy
Nuclear Decommissioning Accrual
42-Year Decommissioning Period
DECON Method - No Recasking

Docket No. E002/M-20-___
Schedule E.1
Page 1 of 11

Proposed

2022 ACCRUAL COMPARISON

	Present	Proposed	Difference
Monticello	$8,507,110	$6,384,444	($2,122,666)
Prairie Island Unit 1	12,399,703	11,586,169	(813,534)
Prairie Island Unit 2	6,511,608	7,210,183	698,575
TOTAL	$27,418,421	$25,180,796	($2,237,625)

Xcel Energy
Nuclear Decommissioning Accrual
42-Year Decommissioning Period
DECON Method - No Recasking

Docket No. E002/M-20-___
Schedule E.1
Page 2 of 11

Proposed

2022 MN RETAIL SUMMARY

	Remaining Life (yrs)	Operational Earnings Rate	Post-Shutdown Earnings Rate	Market Value Balance 6/30/2020	Book Value 6/30/2020	Unrealized Gain/Loss 6/30/2020	Tax-Effect Adjustment	Tax-Adjusted Fund Balance 6/30/2020	2022-2024 Decommissioning Accrual
Monticello	9.67	3.79%	2.70%	$814,968,100	$610,109,002	$204,859,098	$57,032,773	$757,935,327	**$6,384,444**
Prairie Island Unit 1	13.25	4.01%	2.68%	471,960,960	346,629,286	125,331,674	34,892,338	437,068,622	**11,586,169**
Prairie Island Unit 2	14.42	3.98%	2.60%	526,255,835	385,837,890	140,417,945	39,092,356	487,163,479	**7,210,183**
TOTAL DECOMMISSIONING ACCRUAL				**$1,813,184,895**	**$1,342,576,178**	**$470,608,717**	**$131,017,467**	**$1,682,167,428**	**$25,180,796**

INPUT DATA

Escalation Rate (Labor)	3.78%
Escalation Rate (Non-Labor)	2.58%
Escalation Rate (PIIC)	0.00%
Jurisdictional Factor	72.9219%
Tax Rate for tax-effect adjustment	27.84%

Xcel Energy
Nuclear Decommissioning Accrual
42-Year Decommissioning Period
DECON Method - No Recasking

Docket No. E002/M-20-___
Schedule E.1
Page 3 of 11

Proposed

AMOUNT TO RECOVER

	LABOR						NON-LABOR						PIIC Payment						
	Cost Estimate Nominal $s	DOE Reimbursement Estimate Nominal $s	Adjusted Estimate Nominal $s	Jurisdictional Cost in Nominal $s	Escalation Factor	Jurisdictional Cost in Future $'s	Cost Estimate Nominal $s	DOE Reimbursement Estimate Nominal $s	Adjusted Estimate Nominal $s	Jurisdictional Cost in Nominal $s	Escalation Factor	Jurisdictional Cost in Future $'s	Cost Estimate Nominal $s	Jurisdictional Cost in Nominal $s	Escalation Factor	Jurisdictional Cost in Future $'s	Total Cost Estimate Nominal $s	Total Jurisdictional Cost in Nominal $s	Total Jurisdictional Cost in Future $'s
Monticello																			
Factors	*2020*			*72.9219%*	*3.78%*						*2.58%*				*0.00%*				
2030	$22,675,886	$0	$22,675,886	$16,535,687	1.4492	$23,963,517	$9,374,135	$0	$9,374,135	$6,835,797	1.2901	$8,818,862	$0	$0	1.0000	$0	$32,050,021	$23,371,484	$32,782,380
2031	77,446,501	-	77,446,501	$56,475,460	1.5040	84,939,091	46,796,397	-	46,796,397	34,124,822	1.3234	45,160,789	0	0	1.0000	0	124,242,898	90,600,282	130,099,881
2032	85,157,508	-	85,157,508	$62,098,473	1.5609	96,929,507	130,974,261	-	130,974,261	95,508,920	1.3575	129,653,358	0	0	1.0000	0	216,131,769	157,607,393	226,582,865
2033	95,842,498	-	95,842,498	$69,890,170	1.6199	113,215,087	152,215,926	-	152,215,926	110,998,745	1.3926	154,576,853	0	0	1.0000	0	248,058,423	180,888,916	267,791,939
2034	97,504,414	-	97,504,414	$71,102,071	1.6811	119,529,692	130,971,769	-	130,971,769	95,507,102	1.4285	136,431,895	0	0	1.0000	0	228,476,182	166,609,173	255,961,587
2035	53,100,313	-	53,100,313	$38,721,757	1.7446	67,553,977	22,930,079	-	22,930,079	16,721,049	1.4653	24,501,353	0	0	1.0000	0	76,030,391	55,442,806	92,055,330
2036	38,066,633	-	38,066,633	$27,758,912	1.8106	50,260,286	16,909,923	-	16,909,923	12,331,037	1.5032	18,536,015	0	0	1.0000	0	54,976,556	40,089,949	68,796,301
2037	32,984,663	-	32,984,663	$24,053,043	1.8790	45,195,668	18,214,155	-	18,214,155	13,282,108	1.5419	20,479,682	0	0	1.0000	0	51,198,818	37,335,151	65,675,350
2038	6,573,045	4,781,312	1,791,733	$1,306,566	1.9501	2,547,933	3,105,374	1,883,616	1,221,759	890,930	1.5817	1,409,183	0	0	1.0000	0	3,013,491	2,197,495	3,957,117
2039	7,472,920	4,781,312	2,691,608	$1,962,771	2.0238	3,972,257	5,804,999	1,883,616	3,921,384	2,859,547	1.6225	4,639,616	0	0	1.0000	0	6,612,991	4,822,319	8,611,873
2040	7,850,336	4,781,312	3,069,024	$2,237,990	2.1003	4,700,451	6,891,730	1,883,616	5,008,114	3,652,012	1.6644	6,078,409	0	0	1.0000	0	8,077,138	5,890,003	10,778,860
2041	6,375,082	4,781,312	1,593,771	$1,162,208	2.1797	2,533,264	2,511,488	1,883,616	627,872	457,856	1.7073	781,698	0	0	1.0000	0	2,221,643	1,620,064	3,314,962
2042	6,375,082	4,781,312	1,593,771	$1,162,208	2.2620	2,628,914	2,511,488	1,883,616	627,872	457,856	1.7514	801,889	0	0	1.0000	0	2,221,643	1,620,064	3,430,803
2043	6,375,082	4,781,312	1,593,771	$1,162,208	2.3475	2,728,283	2,511,488	1,883,616	627,872	457,856	1.7966	822,585	0	0	1.0000	0	2,221,643	1,620,064	3,550,867
2044	6,392,548	4,781,312	1,611,237	$1,174,944	2.4363	2,862,517	2,518,369	1,883,616	634,753	462,874	1.8429	853,030	0	0	1.0000	0	2,245,989	1,637,818	3,715,547
2045	6,375,082	4,781,312	1,593,771	$1,162,208	2.5284	2,938,526	2,511,488	1,883,616	627,872	457,856	1.8905	865,577	0	0	1.0000	0	2,221,643	1,620,064	3,804,103
2046	6,375,082	4,781,312	1,593,771	$1,162,208	2.6239	3,049,517	2,511,488	1,883,616	627,872	457,856	1.9392	887,875	0	0	1.0000	0	2,221,643	1,620,064	3,937,392
2047	6,375,082	4,781,312	1,593,771	$1,162,208	2.7231	3,164,808	2,511,488	1,883,616	627,872	457,856	1.9893	910,813	0	0	1.0000	0	2,221,643	1,620,064	4,075,621
2048	7,112,034	4,781,312	2,330,723	$1,699,607	2.8261	4,803,260	4,676,827	1,883,616	2,793,211	2,036,862	2.0406	4,156,421	0	0	1.0000	0	5,123,933	3,736,469	8,959,681
2049	6,375,082	4,781,312	1,593,771	$1,162,208	2.9329	3,408,639	2,511,488	1,883,616	627,872	457,856	2.0932	958,385	0	0	1.0000	0	2,221,643	1,620,064	4,367,024
2050	6,375,082	4,781,312	1,593,771	$1,162,208	3.0438	3,537,528	2,511,488	1,883,616	627,872	457,856	2.1472	983,109	0	0	1.0000	0	2,221,643	1,620,064	4,520,637
2051	6,375,082	4,781,312	1,593,771	$1,162,208	3.1588	3,671,182	2,511,488	1,883,616	627,872	457,856	2.2026	1,008,474	0	0	1.0000	0	2,221,643	1,620,064	4,679,656
2052	6,496,336	4,781,312	1,715,024	$1,250,628	3.2782	4,099,809	2,829,731	1,883,616	946,115	689,925	2.2595	1,558,886	0	0	1.0000	0	2,661,139	1,940,553	5,658,695
2053	6,686,445	4,781,312	1,905,133	$1,389,259	3.4021	4,726,399	3,445,575	1,883,616	1,561,960	1,139,011	2.3178	2,639,999	0	0	1.0000	0	3,467,093	2,528,270	7,366,398
2054	6,582,657	4,781,312	1,801,346	$1,313,575	3.5307	4,637,841	3,134,213	1,883,616	1,250,597	911,959	2.3776	2,168,274	0	0	1.0000	0	3,051,943	2,225,535	6,806,115
2055	6,582,657	4,781,312	1,801,346	$1,313,575	3.6642	4,813,203	3,134,213	1,883,616	1,250,597	911,959	2.4389	2,224,177	0	0	1.0000	0	3,051,943	2,225,535	7,037,380
2056	7,015,273	4,781,312	2,233,962	$1,629,047	3.8027	6,194,778	4,386,544	1,883,616	2,502,928	1,825,183	2.5018	4,566,242	0	0	1.0000	0	4,736,889	3,454,230	10,761,020
2057	6,894,020	4,781,312	2,112,708	$1,540,627	3.9464	6,079,930	4,068,300	1,883,616	2,184,685	1,593,113	2.5664	4,088,566	0	0	1.0000	0	4,297,393	3,133,740	10,168,496
2058	6,894,020	4,781,312	2,112,708	$1,540,627	4.0956	6,309,791	4,068,300	1,883,616	2,184,685	1,593,113	2.6326	4,194,031	0	0	1.0000	0	4,297,393	3,133,740	10,503,822
2059	6,894,020	4,781,312	2,112,708	$1,540,627	4.2504	6,548,280	4,068,300	1,883,616	2,184,685	1,593,113	2.7005	4,302,203	0	0	1.0000	0	4,297,393	3,133,740	10,850,483
2060	6,703,911	4,781,312	1,922,599	$1,401,996	4.4111	6,184,343	3,452,456	1,883,616	1,568,840	1,144,028	2.7702	3,169,187	0	0	1.0000	0	3,491,439	2,546,024	9,353,530
2061	6,582,657	4,781,312	1,801,346	$1,313,575	4.5778	6,013,286	3,134,213	1,883,616	1,250,597	911,959	2.8416	2,591,423	0	0	1.0000	0	3,051,943	2,225,535	8,604,709
2062	6,686,445	4,781,312	1,905,133	$1,389,259	4.7509	6,600,232	3,445,575	1,883,616	1,561,960	1,139,011	2.9150	3,320,216	0	0	1.0000	0	3,467,093	2,528,270	9,920,448
2063	6,582,657	4,781,312	1,801,346	$1,313,575	4.9305	6,476,584	3,134,213	1,883,616	1,250,597	911,959	2.9902	2,726,940	0	0	1.0000	0	3,051,943	2,225,535	9,203,524
2064	6,600,123	4,781,312	1,818,812	$1,326,312	5.1168	6,786,473	3,141,094	1,883,616	1,257,478	916,977	3.0673	2,812,643	0	0	1.0000	0	3,076,289	2,243,289	9,599,116
2065	6,686,445	4,781,312	1,905,133	$1,389,259	5.3103	7,377,383	3,445,575	1,883,616	1,561,960	1,139,011	3.1465	3,583,897	0	0	1.0000	0	3,467,093	2,528,270	10,961,280
2066	6,582,657	4,781,312	1,801,346	$1,313,575	5.5110	7,239,114	3,134,213	1,883,616	1,250,597	911,959	3.2276	2,943,439	0	0	1.0000	0	3,051,943	2,225,535	10,182,553
2067	6,582,657	4,781,312	1,801,346	$1,313,575	5.7193	7,512,732	3,134,213	1,883,616	1,250,597	911,959	3.3109	3,019,406	0	0	1.0000	0	3,051,943	2,225,535	10,532,137
2068	6,703,911	4,781,312	1,922,599	$1,401,996	5.9355	8,321,546	3,452,456	1,883,616	1,568,840	1,144,028	3.3963	3,885,463	0	0	1.0000	0	3,491,439	2,546,024	12,207,009
2069	6,790,232	4,781,312	2,008,921	$1,464,943	6.1598	9,023,756	3,756,938	1,883,616	1,873,322	1,366,062	3.4840	4,759,360	0	0	1.0000	0	3,882,243	2,831,005	13,783,116
2070	6,582,657	4,781,312	1,801,346	$1,313,575	6.3927	8,397,294	3,134,213	1,883,616	1,250,597	911,959	3.5738	3,259,160	0	0	1.0000	0	3,051,943	2,225,535	11,656,453
2071	6,790,232	4,781,312	2,008,921	$1,464,943	6.6343	9,718,872	3,756,938	1,883,616	1,873,322	1,366,062	3.6660	5,007,983	0	0	1.0000	0	3,882,243	2,831,005	14,726,855
2072	6,807,698	4,781,312	2,026,387	$1,477,680	6.8851	10,173,972	10,069,489	1,883,616	8,185,873	5,969,294	3.7606	22,448,127	0	0	1.0000	0	10,212,259	7,446,974	32,622,099
2073	1,956,375	4,781,312	(2,824,936)	($2,059,997)	7.1454	(14,719,505)	13,550,559	1,883,616	11,666,943	8,507,757	3.8576	32,819,522	0	0	1.0000	0	8,842,007	6,447,759	18,100,017
	$738,239,129	$172,127,227	$566,111,902	$412,819,555		$776,650,017	$666,864,659	$67,810,173	$599,054,486	$436,841,913		$685,405,016	$0	$0		$0	$1,165,166,389	$849,661,469	$1,462,055,033

Xcel Energy
Nuclear Decommissioning Accrual
42-Year Decommissioning Period
DECON Method - No Recasking

Docket No. E002/M-20-___
Schedule E.1
Page 4 of 11

Proposed

AMOUNT TO RECOVER

	LABOR						NON-LABOR						PIIC Payment						
	Cost Estimate Nominal $s	DOE Reimbursement Estimate Nominal $s	Adjusted Estimate Nominal $s	Jurisdictional Cost in Nominal $s	Escalation Factor	Jurisdictional Cost in Future $'s	Cost Estimate Nominal $s	DOE Reimbursement Estimate Nominal $s	Adjusted Estimate Nominal $s	Jurisdictional Cost in Nominal $s	Escalation Factor	Jurisdictional Cost in Future $'s	Cost Estimate Nominal $s	Jurisdictional Cost in Nominal $s	Escalation Factor	Jurisdictional Cost in Future $'s	Total Cost Estimate Nominal $s	Total Jurisdictional Cost in Nominal $s	Total Jurisdictional Cost in Future $'s
Prairie Island Unit 1																			
Factors	*2020*			*72.9219%*	*3.78%*						*2.58%*				*0.00%*				
2033	$23,781,625	$0	$23,781,625	$17,342,013	1.6199	$28,092,326	$10,730,370	$0	$10,730,370	$7,824,790	1.3926	$10,896,802	$1,250,000	$911,524	1.0000	$911,524	$35,761,995	$26,078,326	$39,900,652
2034	67,414,177	-	67,414,177	49,159,699	1.6811	82,642,369	37,794,295	-	37,794,295	27,560,318	1.4285	39,369,914	1,250,000	911,524	1.0000	911,524	106,458,472	77,631,540	122,923,807
2035	68,590,730	-	68,590,730	50,017,664	1.7446	87,260,816	77,836,646	-	77,836,646	56,759,961	1.4653	83,170,371	1,250,000	911,524	1.0000	911,524	147,677,376	107,689,149	171,342,711
2036	64,154,194	-	64,154,194	46,782,457	1.8106	84,704,317	79,888,287	-	79,888,287	58,256,057	1.5032	87,570,505	1,250,000	911,524	1.0000	911,524	145,292,481	105,950,038	173,186,345
2037	45,558,348	-	45,558,348	33,222,013	1.8790	62,424,163	66,524,694	-	66,524,694	48,511,071	1.5419	74,799,220	1,250,000	911,524	1.0000	911,524	113,333,042	82,644,608	138,134,907
2038	25,711,788	-	25,711,788	18,749,524	1.9501	36,563,447	43,716,000	-	43,716,000	31,878,537	1.5817	50,422,283	1,250,000	911,524	1.0000	911,524	70,677,787	51,539,585	87,897,254
2039	34,084,468	-	34,084,468	24,855,041	2.0238	50,301,633	15,248,152	-	15,248,152	11,119,242	1.6225	18,040,971	1,250,000	911,524	1.0000	911,524	50,582,620	36,885,807	69,254,127
2040	20,888,933	-	20,888,933	15,232,607	2.1003	31,993,044	10,148,162	-	10,148,162	7,400,233	1.6644	12,316,947	1,250,000	911,524	1.0000	911,524	32,287,095	23,544,363	45,221,514
2041	15,746,873	2,455,937	13,290,937	9,692,004	2.1797	21,125,660	12,162,642	1,636,181	10,526,461	7,676,095	1.7073	13,105,397	1,250,000	911,524	1.0000	911,524	25,067,398	18,279,623	35,142,581
2042	9,316,574	2,455,937	6,860,638	5,002,907	2.2620	11,316,576	7,378,445	1,636,181	5,742,263	4,187,368	1.7514	7,333,756	1,250,000	911,524	1.0000	911,524	13,852,901	10,101,799	19,561,856
2043	3,430,264	2,455,937	974,327	710,498	2.3475	1,667,893	2,647,764	1,636,181	1,011,583	737,665	1.7966	1,325,289	1,250,000	911,524	1.0000	911,524	3,235,910	2,359,687	3,904,707
2044	3,387,341	2,455,937	931,405	679,198	2.4363	1,654,730	2,501,482	1,636,181	865,301	630,994	1.8429	1,162,858	1,250,000	911,524	1.0000	911,524	3,046,705	2,221,715	3,729,112
2045	3,482,157	2,455,937	1,026,221	748,340	2.5284	1,892,102	2,803,445	1,636,181	1,167,264	851,191	1.8905	1,609,177	1,250,000	911,524	1.0000	911,524	3,443,485	2,511,054	4,412,802
2046	3,482,157	2,455,937	1,026,221	748,340	2.6239	1,963,568	2,803,445	1,636,181	1,167,264	851,191	1.9392	1,650,630	1,250,000	911,524	1.0000	911,524	3,443,485	2,511,054	4,525,722
2047	3,430,264	2,455,937	974,327	710,498	2.7231	1,934,756	2,647,764	1,636,181	1,011,583	737,665	1.9893	1,467,438	1,250,000	911,524	1.0000	911,524	3,235,910	2,359,687	4,313,718
2048	3,491,129	2,455,937	1,035,192	754,882	2.8261	2,133,372	2,812,844	1,636,181	1,176,663	858,045	2.0406	1,750,927	1,250,000	911,524	1.0000	911,524	3,461,855	2,524,451	4,795,822
2049	3,482,157	2,455,937	1,026,221	748,340	2.9329	2,194,805	2,803,445	1,636,181	1,167,264	851,191	2.0932	1,781,713	1,250,000	911,524	1.0000	911,524	3,443,485	2,511,054	4,888,042
2050	3,430,264	2,455,937	974,327	710,498	3.0438	2,162,613	2,647,764	1,636,181	1,011,583	737,665	2.1472	1,583,915	1,250,000	911,524	1.0000	911,524	3,235,910	2,359,687	4,658,052
2051	3,482,157	2,455,937	1,026,221	748,340	3.1588	2,363,855	2,803,445	1,636,181	1,167,264	851,191	2.2026	1,874,833	1,250,000	911,524	1.0000	911,524	3,443,485	2,511,054	5,150,212
2052	3,439,235	2,455,937	983,298	717,040	3.2782	2,350,600	2,657,163	1,636,181	1,020,982	744,519	2.2595	1,682,242	1,250,000	911,524	1.0000	911,524	3,254,280	2,373,083	4,944,366
2053	3,378,370	2,455,937	922,433	672,656	3.4021	2,288,442	2,492,083	1,636,181	855,901	624,140	2.3178	1,446,631	1,250,000	911,524	1.0000	911,524	3,028,335	2,208,319	4,646,597
2054	3,378,370	2,455,937	922,433	672,656	3.5307	2,374,946	2,492,083	1,636,181	855,901	624,140	2.3776	1,483,954	1,250,000	911,524	1.0000	911,524	3,028,335	2,208,319	4,770,424
2055	3,378,370	2,455,937	922,433	672,656	3.6642	2,464,746	2,492,083	1,636,181	855,901	624,140	2.4389	1,522,214	1,250,000	911,524	1.0000	911,524	3,028,335	2,208,319	4,898,483
2056	3,283,554	2,455,937	827,617	603,514	3.8027	2,294,983	2,190,119	1,636,181	553,938	403,942	2.5018	1,010,583	1,250,000	911,524	1.0000	911,524	2,631,555	1,918,980	4,217,090
2057	3,274,582	2,455,937	818,646	596,972	3.9464	2,355,890	2,180,720	1,636,181	544,539	397,088	2.5664	1,019,087	1,250,000	911,524	1.0000	911,524	2,613,185	1,905,584	4,286,501
2058	3,274,582	2,455,937	818,646	596,972	4.0956	2,444,959	2,180,720	1,636,181	544,539	397,088	2.6326	1,045,374	1,250,000	911,524	1.0000	911,524	2,613,185	1,905,584	4,401,857
2059	3,274,582	2,455,937	818,646	596,972	4.2504	2,537,370	2,180,720	1,636,181	544,539	397,088	2.7005	1,072,336	1,250,000	911,524	1.0000	911,524	2,613,185	1,905,584	4,521,230
2060	3,387,341	2,455,937	931,405	679,198	4.4111	2,996,010	2,501,482	1,636,181	865,301	630,994	2.7702	1,747,979	1,250,000	911,524	1.0000	911,524	3,046,705	2,221,715	5,655,513
2061	3,378,370	2,455,937	922,433	672,656	4.5778	3,079,284	2,492,083	1,636,181	855,901	624,140	2.8416	1,773,555	1,250,000	911,524	1.0000	911,524	3,028,335	2,208,319	5,764,363
2062	3,378,370	2,455,937	922,433	672,656	4.7509	3,195,721	2,492,083	1,636,181	855,901	624,140	2.9150	1,819,367	1,250,000	911,524	1.0000	911,524	3,028,335	2,208,319	5,926,611
2063	3,378,370	2,455,937	922,433	672,656	4.9305	3,316,530	2,492,083	1,636,181	855,901	624,140	2.9902	1,866,302	1,250,000	911,524	1.0000	911,524	3,028,335	2,208,319	6,094,356
2064	3,387,341	2,455,937	931,405	679,198	5.1168	3,475,320	2,501,482	1,636,181	865,301	630,994	3.0673	1,935,447	1,250,000	911,524	1.0000	911,524	3,046,705	2,221,715	6,322,291
2065	3,378,370	2,455,937	922,433	672,656	5.3103	3,572,004	2,492,083	1,636,181	855,901	624,140	3.1465	1,963,855	1,250,000	911,524	1.0000	911,524	3,028,335	2,208,319	6,447,383
2066	3,378,370	2,455,937	922,433	672,656	5.5110	3,707,006	2,492,083	1,636,181	855,901	624,140	3.2276	2,014,473	1,250,000	911,524	1.0000	911,524	3,028,335	2,208,319	6,633,003
2067	3,378,370	2,455,937	922,433	672,656	5.7193	3,847,121	2,492,083	1,636,181	855,901	624,140	3.3109	2,066,464	1,250,000	911,524	1.0000	911,524	3,028,335	2,208,319	6,825,108
2068	3,387,341	2,455,937	931,405	679,198	5.9355	4,031,380	2,501,482	1,636,181	865,301	630,994	3.3963	2,143,044	1,250,000	911,524	1.0000	911,524	3,046,705	2,221,715	7,085,947
2069	3,378,370	2,455,937	922,433	672,656	6.1598	4,143,425	2,492,083	1,636,181	855,901	624,140	3.4840	2,174,502	1,250,000	911,524	1.0000	911,524	3,028,335	2,208,319	7,229,452
2070	3,378,370	2,455,937	922,433	672,656	6.3927	4,300,087	2,492,083	1,636,181	855,901	624,140	3.5738	2,230,550	1,250,000	911,524	1.0000	911,524	3,028,335	2,208,319	7,442,161
2071	3,378,370	2,455,937	922,433	672,656	6.6343	4,462,601	2,492,083	1,636,181	855,901	624,140	3.6660	2,288,096	1,250,000	911,524	1.0000	911,524	3,028,335	2,208,319	7,662,220
2072	3,387,341	2,455,937	931,405	679,198	6.8851	4,676,346	2,501,482	1,636,181	865,301	630,994	3.7606	2,372,915	1,250,000	911,524	1.0000	911,524	3,046,705	2,221,715	7,960,785
2073	3,378,370	2,455,937	922,433	672,656	7.1454	4,806,395	2,492,083	1,636,181	855,901	624,140	3.8576	2,407,681	1,250,000	911,524	1.0000	911,524	3,028,335	2,208,319	8,125,600
2074	3,378,370	2,455,937	922,433	672,656	7.4155	4,988,079	14,274,093	1,636,181	12,637,912	9,215,806	3.9572	36,468,786	1,250,000	911,524	1.0000	911,524	14,810,345	10,799,985	42,368,389
2075	885,735	2,455,937	(1,570,201)	(1,145,021)	7.6958	(8,811,850)	4,413,185	1,636,181	2,777,004	2,025,044	4.0593	8,220,260	1,250,000	911,524	1.0000	911,524	2,456,802	1,791,547	319,934
	$484,624,416	$85,957,783	$398,666,633	$290,715,283		$583,289,444	$458,378,810	$57,266,339	$401,112,471	$292,498,835		$495,008,642	$53,750,000	$39,195,521		$39,195,521	$853,529,104	$622,409,640	$1,117,493,606

Xcel Energy
Nuclear Decommissioning Accrual
42-Year Decommissioning Period
DECON Method - No Recasking

Docket No. E002/M-20-___
Schedule E.1
Page 5 of 11

Proposed

AMOUNT TO RECOVER

	LABOR						NON-LABOR						PIIC Payment						
	Cost Estimate Nominal $s	DOE Reimbursement Estimate Nominal $s	Adjusted Estimate Nominal $s	Jurisdictional Cost in Nominal $s	Escalation Factor	Jurisdictional Cost in Future $'s	Cost Estimate Nominal $s	DOE Reimbursement Estimate Nominal $s	Adjusted Estimate Nominal $s	Jurisdictional Cost in Nominal $s	Escalation Factor	Jurisdictional Cost in Future $'s	Cost Estimate Nominal $s	Jurisdictional Cost in Nominal $s	Escalation Factor	Jurisdictional Cost in Future $'s	Total Cost Estimate Nominal $s	Total Jurisdictional Cost in Nominal $s	Total Jurisdictional Cost in Future $'s
Prairie Island Unit 2																			
Factors	*2020*			*72.9219%*	*3.78%*						*2.58%*				*0.00%*				
2034	$8,345,549	$0	$8,345,549	$6,085,733	1.6811	$10,230,726	$4,974,446	$0	$4,974,446	$3,627,461	1.4285	$5,181,828	$1,250,000	$911,524	1.0000	$911,524	$14,569,995	$10,624,717	$16,324,077
2035	49,894,469	-	49,894,469	36,383,994	1.7446	63,475,517	37,951,792	-	37,951,792	27,675,168	1.4653	40,552,423	1,250,000	911,524	1.0000	911,524	89,096,260	64,970,686	104,939,464
2036	67,056,940	-	67,056,940	48,899,195	1.8106	88,536,882	73,743,397	-	73,743,397	53,775,086	1.5032	80,834,709	1,250,000	911,524	1.0000	911,524	142,050,336	103,585,804	170,283,115
2037	75,292,006	-	75,292,006	54,904,361	1.8790	103,165,294	91,702,704	-	91,702,704	66,871,354	1.5419	103,108,941	1,250,000	911,524	1.0000	911,524	168,244,709	122,687,239	207,185,759
2038	82,522,109	-	82,522,109	60,176,690	1.9501	117,350,563	102,667,333	-	102,667,333	74,866,970	1.5817	118,417,086	1,250,000	911,524	1.0000	911,524	186,439,442	135,955,184	236,679,173
2039	39,422,933	-	39,422,933	28,747,952	2.0238	58,180,105	16,666,675	-	16,666,675	12,153,656	1.6225	19,719,307	1,250,000	911,524	1.0000	911,524	57,339,608	41,813,132	78,810,936
2040	25,047,260	-	25,047,260	18,264,938	2.1003	38,361,849	15,041,293	-	15,041,293	10,968,396	1.6644	18,255,799	1,250,000	911,524	1.0000	911,524	41,338,552	30,144,858	57,529,171
2041	18,516,011	-	18,516,011	13,502,227	2.1797	29,430,805	19,635,276	-	19,635,276	14,318,416	1.7073	24,445,832	1,250,000	911,524	1.0000	911,524	39,401,287	28,732,167	54,788,161
2042	10,621,483	2,462,665	8,158,818	5,949,565	2.2620	13,457,916	10,899,795	1,640,664	9,259,132	6,751,935	1.7514	11,825,338	1,250,000	911,524	1.0000	911,524	18,667,949	13,613,023	26,194,778
2043	3,430,264	2,462,665	967,598	705,591	2.3475	1,656,375	2,647,764	1,640,664	1,007,100	734,396	1.7966	1,319,417	1,250,000	911,524	1.0000	911,524	3,224,698	2,351,511	3,887,316
2044	3,387,341	2,462,665	924,676	674,291	2.4363	1,642,776	2,501,482	1,640,664	860,818	627,725	1.8429	1,156,834	1,250,000	911,524	1.0000	911,524	3,035,494	2,213,540	3,711,134
2045	3,482,157	2,462,665	1,019,492	743,433	2.5284	1,879,696	2,803,445	1,640,664	1,162,781	847,922	1.8905	1,602,997	1,250,000	911,524	1.0000	911,524	3,432,273	2,502,879	4,394,217
2046	3,482,157	2,462,665	1,019,492	743,433	2.6239	1,950,694	2,803,445	1,640,664	1,162,781	847,922	1.9392	1,644,291	1,250,000	911,524	1.0000	911,524	3,432,273	2,502,879	4,506,508
2047	3,430,264	2,462,665	967,598	705,591	2.7231	1,921,395	2,647,764	1,640,664	1,007,100	734,396	1.9893	1,460,935	1,250,000	911,524	1.0000	911,524	3,224,698	2,351,511	4,293,854
2048	3,491,129	2,462,665	1,028,464	749,975	2.8261	2,119,505	2,812,844	1,640,664	1,172,180	854,776	2.0406	1,744,256	1,250,000	911,524	1.0000	911,524	3,450,644	2,516,275	4,775,285
2049	3,482,157	2,462,665	1,019,492	743,433	2.9329	2,180,415	2,803,445	1,640,664	1,162,781	847,922	2.0932	1,774,871	1,250,000	911,524	1.0000	911,524	3,432,273	2,502,879	4,866,809
2050	3,430,264	2,462,665	967,598	705,591	3.0438	2,147,678	2,647,764	1,640,664	1,007,100	734,396	2.1472	1,576,896	1,250,000	911,524	1.0000	911,524	3,224,698	2,351,511	4,636,098
2051	3,482,157	2,462,665	1,019,492	743,433	3.1588	2,348,356	2,803,445	1,640,664	1,162,781	847,922	2.2026	1,867,633	1,250,000	911,524	1.0000	911,524	3,432,273	2,502,879	5,127,513
2052	3,439,235	2,462,665	976,570	712,133	3.2782	2,334,515	2,657,163	1,640,664	1,016,499	741,251	2.2595	1,674,856	1,250,000	911,524	1.0000	911,524	3,243,069	2,364,908	4,920,895
2053	3,378,370	2,462,665	915,705	667,749	3.4021	2,271,750	2,492,083	1,640,664	851,419	620,871	2.3178	1,439,054	1,250,000	911,524	1.0000	911,524	3,017,123	2,200,144	4,622,328
2054	3,378,370	2,462,665	915,705	667,749	3.5307	2,357,622	2,492,083	1,640,664	851,419	620,871	2.3776	1,476,182	1,250,000	911,524	1.0000	911,524	3,017,123	2,200,144	4,745,328
2055	3,378,370	2,462,665	915,705	667,749	3.6642	2,446,767	2,492,083	1,640,664	851,419	620,871	2.4389	1,514,242	1,250,000	911,524	1.0000	911,524	3,017,123	2,200,144	4,872,532
2056	3,283,554	2,462,665	820,889	598,608	3.8027	2,276,325	2,190,119	1,640,664	549,455	400,673	2.5018	1,002,405	1,250,000	911,524	1.0000	911,524	2,620,344	1,910,805	4,190,253
2057	3,274,582	2,462,665	811,917	592,065	3.9464	2,336,527	2,180,720	1,640,664	540,056	393,819	2.5664	1,010,698	1,250,000	911,524	1.0000	911,524	2,601,973	1,897,408	4,258,748
2058	3,274,582	2,462,665	811,917	592,065	4.0956	2,424,863	2,180,720	1,640,664	540,056	393,819	2.6326	1,036,769	1,250,000	911,524	1.0000	911,524	2,601,973	1,897,408	4,373,155
2059	3,274,582	2,462,665	811,917	592,065	4.2504	2,516,515	2,180,720	1,640,664	540,056	393,819	2.7005	1,063,509	1,250,000	911,524	1.0000	911,524	2,601,973	1,897,408	4,491,547
2060	3,387,341	2,462,665	924,676	674,291	4.4111	2,974,367	2,501,482	1,640,664	860,818	627,725	2.7702	1,738,923	1,250,000	911,524	1.0000	911,524	3,035,494	2,213,540	5,624,814
2061	3,378,370	2,462,665	915,705	667,749	4.5778	3,056,822	2,492,083	1,640,664	851,419	620,871	2.8416	1,764,266	1,250,000	911,524	1.0000	911,524	3,017,123	2,200,144	5,732,612
2062	3,378,370	2,462,665	915,705	667,749	4.7509	3,172,410	2,492,083	1,640,664	851,419	620,871	2.9150	1,809,838	1,250,000	911,524	1.0000	911,524	3,017,123	2,200,144	5,893,772
2063	3,378,370	2,462,665	915,705	667,749	4.9305	3,292,338	2,492,083	1,640,664	851,419	620,871	2.9902	1,856,528	1,250,000	911,524	1.0000	911,524	3,017,123	2,200,144	6,060,389
2064	3,387,341	2,462,665	924,676	674,291	5.1168	3,450,214	2,501,482	1,640,664	860,818	627,725	3.0673	1,925,420	1,250,000	911,524	1.0000	911,524	3,035,494	2,213,540	6,287,158
2065	3,378,370	2,462,665	915,705	667,749	5.3103	3,545,949	2,492,083	1,640,664	851,419	620,871	3.1465	1,953,570	1,250,000	911,524	1.0000	911,524	3,017,123	2,200,144	6,411,042
2066	3,378,370	2,462,665	915,705	667,749	5.5110	3,679,966	2,492,083	1,640,664	851,419	620,871	3.2276	2,003,922	1,250,000	911,524	1.0000	911,524	3,017,123	2,200,144	6,595,412
2067	3,378,370	2,462,665	915,705	667,749	5.7193	3,819,058	2,492,083	1,640,664	851,419	620,871	3.3109	2,055,641	1,250,000	911,524	1.0000	911,524	3,017,123	2,200,144	6,786,223
2068	3,387,341	2,462,665	924,676	674,291	5.9355	4,002,257	2,501,482	1,640,664	860,818	627,725	3.3963	2,131,942	1,250,000	911,524	1.0000	911,524	3,035,494	2,213,540	7,045,722
2069	3,378,370	2,462,665	915,705	667,749	6.1598	4,113,202	2,492,083	1,640,664	851,419	620,871	3.4840	2,163,114	1,250,000	911,524	1.0000	911,524	3,017,123	2,200,144	7,187,839
2070	3,378,370	2,462,665	915,705	667,749	6.3927	4,268,720	2,492,083	1,640,664	851,419	620,871	3.5738	2,218,868	1,250,000	911,524	1.0000	911,524	3,017,123	2,200,144	7,399,112
2071	3,378,370	2,462,665	915,705	667,749	6.6343	4,430,049	2,492,083	1,640,664	851,419	620,871	3.6660	2,276,112	1,250,000	911,524	1.0000	911,524	3,017,123	2,200,144	7,617,684
2072	3,387,341	2,462,665	924,676	674,291	6.8851	4,642,564	2,501,482	1,640,664	860,818	627,725	3.7606	2,360,622	1,250,000	911,524	1.0000	911,524	3,035,494	2,213,540	7,914,709
2073	3,378,370	2,462,665	915,705	667,749	7.1454	4,771,335	2,492,083	1,640,664	851,419	620,871	3.8576	2,395,071	1,250,000	911,524	1.0000	911,524	3,017,123	2,200,144	8,077,930
2074	3,378,370	2,462,665	915,705	667,749	7.4155	4,951,694	14,274,093	1,640,664	12,633,429	9,212,537	3.9572	36,455,851	1,250,000	911,524	1.0000	911,524	14,799,134	10,791,810	42,319,069
2075	885,735	2,462,665	(1,576,930)	(1,149,927)	7.6958	(8,849,610)	4,413,185	1,640,664	2,772,521	2,021,775	4.0593	8,206,991	1,250,000	911,524	1.0000	911,524	2,445,591	1,783,371	268,905
	$486,095,466	$83,730,618	$402,364,847	$293,412,092		$608,322,765	$470,233,829	$55,782,569	$414,451,259	$302,225,733		$520,023,785	$52,500,000	$38,283,998		$38,283,998	$869,316,107	$633,921,822	$1,166,630,547
	$1,708,959,011	$341,815,628	$1,367,143,383	$996,946,931		$1,968,262,225	$1,595,477,298	$180,859,081	$1,414,618,216	$1,031,566,481		$1,700,437,442	$106,250,000	$77,479,519		$77,479,519	$2,888,011,599	$2,105,992,930	$3,746,179,186

Xcel Energy
Nuclear Decommissioning Accrual
42-Year Decommissioning Period
DECON Method - No Recasking

Docket No. E002/M-20-___
Schedule E.1
Page 6 of 11

Proposed

EXTERNAL FUND CALCULATION

Monticello

External Levelized

	Beginning Balance	Assumed Interest	Decommissioning Payment	Annuity	Ending Balance
2020	$757,935,327	$14,426,320	$0	$6,696,113	$779,057,760
2021	779,057,760	29,687,499	-	8,507,110	817,252,369
2022	817,252,369	31,094,850	-	6,384,444	854,731,663
2023	854,731,663	32,515,315	-	6,384,444	893,631,422
2024	893,631,422	33,989,616	-	6,384,444	934,005,482
2025	934,005,482	35,519,793	-	6,384,444	975,909,719
2026	975,909,719	37,107,964	-	6,384,444	1,019,402,127
2027	1,019,402,127	38,756,326	-	6,384,444	1,064,542,897
2028	1,064,542,897	40,467,161	-	6,384,444	1,111,394,502
2029	1,111,394,502	42,242,837	-	6,384,444	1,160,021,783
2030	1,160,021,783	31,385,231	(32,782,380)	4,788,333	1,163,412,967
2031	1,163,412,967	31,412,150	(130,099,881)	-	1,064,725,236
2032	1,064,725,236	28,747,581	(226,582,865)	-	866,889,953
2033	866,889,953	23,406,029	(267,791,939)	-	622,504,042
2034	622,504,042	16,807,609	(255,961,587)	-	383,350,064
2035	383,350,064	10,350,452	(92,055,330)	-	301,645,185
2036	301,645,185	8,144,420	(68,796,301)	-	240,993,305
2037	240,993,305	6,506,819	(65,675,350)	-	181,824,774
2038	181,824,774	4,909,269	(3,957,117)	-	182,776,926
2039	182,776,926	4,934,977	(8,611,873)	-	179,100,031
2040	179,100,031	4,835,701	(10,778,860)	-	173,156,871
2041	173,156,871	4,675,236	(3,314,962)	-	174,517,145
2042	174,517,145	4,711,963	(3,430,803)	-	175,798,304
2043	175,798,304	4,746,554	(3,550,867)	-	176,993,991
2044	176,993,991	4,778,838	(3,715,547)	-	178,057,282
2045	178,057,282	4,807,547	(3,804,103)	-	179,060,725
2046	179,060,725	4,834,640	(3,937,392)	-	179,957,973
2047	179,957,973	4,858,865	(4,075,621)	-	180,741,217
2048	180,741,217	4,880,013	(8,959,681)	-	176,661,548
2049	176,661,548	4,769,862	(4,367,024)	-	177,064,386
2050	177,064,386	4,780,738	(4,520,637)	-	177,324,488
2051	177,324,488	4,787,761	(4,679,656)	-	177,432,593
2052	177,432,593	4,790,680	(5,658,695)	-	176,564,577
2053	176,564,577	4,767,244	(7,366,398)	-	173,965,423
2054	173,965,423	4,697,066	(6,806,115)	-	171,856,375
2055	171,856,375	4,640,122	(7,037,380)	-	169,459,117
2056	169,459,117	4,575,396	(10,761,020)	-	163,273,494
2057	163,273,494	4,408,384	(10,168,496)	-	157,513,382
2058	157,513,382	4,252,861	(10,503,822)	-	151,262,421
2059	151,262,421	4,084,085	(10,850,483)	-	144,496,023
2060	144,496,023	3,901,393	(9,353,530)	-	139,043,885

Xcel Energy
Nuclear Decommissioning Accrual
42-Year Decommissioning Period
DECON Method - No Recasking

Docket No. E002/M-20-___
Schedule E.1
Page 7 of 11

Proposed

EXTERNAL FUND CALCULATION

2061	139,043,885	3,754,185	(8,604,709)	-	134,193,361
2062	134,193,361	3,623,221	(9,920,448)	-	127,896,134
2063	127,896,134	3,453,196	(9,203,524)	-	122,145,806
2064	122,145,806	3,297,937	(9,599,116)	-	115,844,627
2065	115,844,627	3,127,805	(10,961,280)	-	108,011,152
2066	108,011,152	2,916,301	(10,182,553)	-	100,744,900
2067	100,744,900	2,720,112	(10,532,137)	-	92,932,874
2068	92,932,874	2,509,188	(12,207,009)	-	83,235,053
2069	83,235,053	2,247,346	(13,783,116)	-	71,699,283
2070	71,699,283	1,935,881	(11,656,453)	-	61,978,711
2071	61,978,711	1,673,425	(14,726,855)	-	48,925,281
2072	48,925,281	1,320,983	(32,622,099)	-	17,624,165
2073	17,624,165	475,852	(18,100,017)	-	(0)

Xcel Energy
Nuclear Decommissioning Accrual
42-Year Decommissioning Period
DECON Method - No Recasking

Docket No. E002/M-20-___
Schedule E.1
Page 8 of 11

Proposed

EXTERNAL FUND CALCULATION

Prairie Island Unit 1

External Levelized

	Beginning Balance	Assumed Interest	Decommissioning Payment	Annuity	Ending Balance
2020	$437,068,622	$8,763,473	$0	$24,632	$445,856,727
2021	445,856,727	18,127,469	-	12,399,703	476,383,899
2022	476,383,899	19,335,297	-	11,586,169	507,305,365
2023	507,305,365	20,575,248	-	11,586,169	539,466,781
2024	539,466,781	21,864,921	-	11,586,169	572,917,871
2025	572,917,871	23,206,309	-	11,586,169	607,710,349
2026	607,710,349	24,601,488	-	11,586,169	643,898,006
2027	643,898,006	26,052,613	-	11,586,169	681,536,787
2028	681,536,787	27,561,928	-	11,586,169	720,684,884
2029	720,684,884	29,131,767	-	11,586,169	761,402,820
2030	761,402,820	30,764,556	-	11,586,169	803,753,544
2031	803,753,544	32,462,820	-	11,586,169	847,802,533
2032	847,802,533	34,229,184	-	11,586,169	893,617,886
2033	893,617,886	24,052,980	(39,900,652)	7,762,733	885,532,947
2034	885,532,947	23,732,283	(122,923,807)	-	786,341,423
2035	786,341,423	21,073,950	(171,342,711)	-	636,072,662
2036	636,072,662	17,046,747	(173,186,345)	-	479,933,064
2037	479,933,064	12,862,206	(138,134,907)	-	354,660,364
2038	354,660,364	9,504,898	(87,897,254)	-	276,268,008
2039	276,268,008	7,403,983	(69,254,127)	-	214,417,863
2040	214,417,863	5,746,399	(45,221,514)	-	174,942,748
2041	174,942,748	4,688,466	(35,142,581)	-	144,488,632
2042	144,488,632	3,872,295	(19,561,856)	-	128,799,072
2043	128,799,072	3,451,815	(3,904,707)	-	128,346,180
2044	128,346,180	3,439,678	(3,729,112)	-	128,056,746
2045	128,056,746	3,431,921	(4,412,802)	-	127,075,864
2046	127,075,864	3,405,633	(4,525,722)	-	125,955,775
2047	125,955,775	3,375,615	(4,313,718)	-	125,017,672
2048	125,017,672	3,350,474	(4,795,822)	-	123,572,324
2049	123,572,324	3,311,738	(4,888,042)	-	121,996,020
2050	121,996,020	3,269,493	(4,658,052)	-	120,607,461
2051	120,607,461	3,232,280	(5,150,212)	-	118,689,529
2052	118,689,529	3,180,879	(4,944,366)	-	116,926,043
2053	116,926,043	3,133,618	(4,646,597)	-	115,413,064
2054	115,413,064	3,093,070	(4,770,424)	-	113,735,710
2055	113,735,710	3,048,117	(4,898,483)	-	111,885,344
2056	111,885,344	2,998,527	(4,217,090)	-	110,666,781
2057	110,666,781	2,965,870	(4,286,501)	-	109,346,150
2058	109,346,150	2,930,477	(4,401,857)	-	107,874,770
2059	107,874,770	2,891,044	(4,521,230)	-	106,244,584

Xcel Energy
Nuclear Decommissioning Accrual
42-Year Decommissioning Period
DECON Method - No Recasking

Docket No. E002/M-20-___
Schedule E.1
Page 9 of 11

Proposed

EXTERNAL FUND CALCULATION

2060	106,244,584	2,847,355	(5,655,513)	-	103,436,426
2061	103,436,426	2,772,096	(5,764,363)	-	100,444,159
2062	100,444,159	2,691,903	(5,926,611)	-	97,209,451
2063	97,209,451	2,605,213	(6,094,356)	-	93,720,309
2064	93,720,309	2,511,704	(6,322,291)	-	89,909,722
2065	89,909,722	2,409,581	(6,447,383)	-	85,871,920
2066	85,871,920	2,301,367	(6,633,003)	-	81,540,284
2067	81,540,284	2,185,280	(6,825,108)	-	76,900,456
2068	76,900,456	2,060,932	(7,085,947)	-	71,875,441
2069	71,875,441	1,926,262	(7,229,452)	-	66,572,251
2070	66,572,251	1,784,136	(7,442,161)	-	60,914,227
2071	60,914,227	1,632,501	(7,662,220)	-	54,884,508
2072	54,884,508	1,470,905	(7,960,785)	-	48,394,628
2073	48,394,628	1,296,976	(8,125,600)	-	41,566,004
2074	41,566,004	1,113,969	(42,368,389)	-	311,584
2075	311,584	8,350	(319,934)	-	0

Xcel Energy
Nuclear Decommissioning Accrual
42-Year Decommissioning Period
DECON Method - No Recasking

Docket No. E002/M-20-___
Schedule E.1
Page 10 of 11

Proposed

EXTERNAL FUND CALCULATION

Prairie Island Unit 2

External Levelized

	Beginning Balance	Assumed Interest	Decommissioning Payment	Annuity	Ending Balance
2020	$487,163,479	$9,697,485	$0	$294,670	$497,155,635
2021	497,155,635	19,916,375	-	6,511,608	523,583,618
2022	523,583,618	20,982,111	-	7,210,183	551,775,912
2023	551,775,912	22,104,164	-	7,210,183	581,090,259
2024	581,090,259	23,270,875	-	7,210,183	611,571,317
2025	611,571,317	24,484,021	-	7,210,183	643,265,522
2026	643,265,522	25,745,450	-	7,210,183	676,221,155
2027	676,221,155	27,057,085	-	7,210,183	710,488,423
2028	710,488,423	28,420,922	-	7,210,183	746,119,528
2029	746,119,528	29,839,040	-	7,210,183	783,168,751
2030	783,168,751	31,313,599	-	7,210,183	821,692,533
2031	821,692,533	32,846,845	-	7,210,183	861,749,562
2032	861,749,562	34,441,115	-	7,210,183	903,400,860
2033	903,400,860	36,098,837	-	7,210,183	946,709,880
2034	946,709,880	24,692,255	(16,324,077)	5,984,452	961,062,510
2035	961,062,510	24,987,625	(104,939,464)	-	881,110,671
2036	881,110,671	22,908,877	(170,283,115)	-	733,736,434
2037	733,736,434	19,077,147	(207,185,759)	-	545,627,822
2038	545,627,822	14,186,323	(236,679,173)	-	323,134,973
2039	323,134,973	8,401,509	(78,810,936)	-	252,725,546
2040	252,725,546	6,570,864	(57,529,171)	-	201,767,239
2041	201,767,239	5,245,948	(54,788,161)	-	152,225,026
2042	152,225,026	3,957,851	(26,194,778)	-	129,988,099
2043	129,988,099	3,379,691	(3,887,316)	-	129,480,474
2044	129,480,474	3,366,492	(3,711,134)	-	129,135,832
2045	129,135,832	3,357,532	(4,394,217)	-	128,099,147
2046	128,099,147	3,330,578	(4,506,508)	-	126,923,217
2047	126,923,217	3,300,004	(4,293,854)	-	125,929,366
2048	125,929,366	3,274,164	(4,775,285)	-	124,428,245
2049	124,428,245	3,235,134	(4,866,809)	-	122,796,570
2050	122,796,570	3,192,711	(4,636,098)	-	121,353,183
2051	121,353,183	3,155,183	(5,127,513)	-	119,380,852
2052	119,380,852	3,103,902	(4,920,895)	-	117,563,859
2053	117,563,859	3,056,660	(4,622,328)	-	115,998,192
2054	115,998,192	3,015,953	(4,745,328)	-	114,268,817
2055	114,268,817	2,970,989	(4,872,532)	-	112,367,274
2056	112,367,274	2,921,549	(4,190,253)	-	111,098,570
2057	111,098,570	2,888,563	(4,258,748)	-	109,728,384
2058	109,728,384	2,852,938	(4,373,155)	-	108,208,167
2059	108,208,167	2,813,412	(4,491,547)	-	106,530,032

Xcel Energy
Nuclear Decommissioning Accrual
42-Year Decommissioning Period
DECON Method - No Recasking

Docket No. E002/M-20-___
Schedule E.1
Page 11 of 11

Proposed

EXTERNAL FUND CALCULATION

2060	106,530,032	2,769,781	(5,624,814)	-	103,674,999
2061	103,674,999	2,695,550	(5,732,612)	-	100,637,936
2062	100,637,936	2,616,586	(5,893,772)	-	97,360,751
2063	97,360,751	2,531,380	(6,060,389)	-	93,831,742
2064	93,831,742	2,439,625	(6,287,158)	-	89,984,209
2065	89,984,209	2,339,589	(6,411,042)	-	85,912,756
2066	85,912,756	2,233,732	(6,595,412)	-	81,551,076
2067	81,551,076	2,120,328	(6,786,223)	-	76,885,181
2068	76,885,181	1,999,015	(7,045,722)	-	71,838,473
2069	71,838,473	1,867,800	(7,187,839)	-	66,518,435
2070	66,518,435	1,729,479	(7,399,112)	-	60,848,802
2071	60,848,802	1,582,069	(7,617,684)	-	54,813,186
2072	54,813,186	1,425,143	(7,914,709)	-	48,323,620
2073	48,323,620	1,256,414	(8,077,930)	-	41,502,104
2074	41,502,104	1,079,055	(42,319,069)	-	262,090
2075	262,090	6,814	(268,905)	-	(0)

Xcel Energy
Nuclear Decommissioning Accrual
60-Year Decommissioning Period
DECON Method - No Recasking

Docket No. E002/M-20-___
Schedule E.2
Page 1 of 8

2022 ACCRUAL COMPARISON

	Present	Proposed	Difference
Monticello	$8,507,110	$12,289,751	$3,782,641
Prairie Island Unit 1	12,399,703	11,721,046	(678,657)
Prairie Island Unit 2	6,511,608	7,358,104	846,496
TOTAL	$27,418,421	$31,368,901	$3,950,480

Xcel Energy
Nuclear Decommissioning Accrual
60-Year Decommissioning Period
DECON Method - No Recasking

Docket No. E002/M-20-___
Schedule E.2
Page 2 of 8

2022 MN RETAIL SUMMARY

	Remaining Life (yrs)	Operational Earnings Rate	Post-Shutdown Earnings Rate	Market Value Balance 6/30/2020	Book Value 6/30/2020	Unrealized Gain/Loss 6/30/2020	Tax-Effect Adjustment	Tax-Adjusted Fund Balance 6/30/2020	2022-2024 Decommissioning Accrual
Monticello	9.67	3.80%	3.10%	$814,968,100	$610,109,002	$204,859,098	$57,032,773	$757,935,327	**$12,289,751**
Prairie Island Unit 1	13.25	4.01%	2.80%	471,960,960	346,629,286	125,331,674	34,892,338	437,068,622	**11,721,046**
Prairie Island Unit 2	14.42	3.98%	2.72%	526,255,835	385,837,890	140,417,945	39,092,356	487,163,479	**7,358,104**
TOTAL DECOMMISSIONING ACCRUAL				**$1,813,184,895**	**$1,342,576,178**	**$470,608,717**	**$131,017,467**	**$1,682,167,428**	**$31,368,901**

INPUT DATA

Escalation Rate (Labor)	3.78%
Escalation Rate (Non-Labor)	2.58%
Escalation Rate (PIIC)	0.00%
Jurisdictional Factor	72.9219%
Tax Rate for tax-effect adjustment	27.84%

Xcel Energy
Nuclear Decommissioning Accrual
60-Year Decommissioning Period
DECON Method - No Recasking

Docket No. E002/M-20-___
Schedule E.2
Page 3 of 8

AMOUNT TO RECOVER

	LABOR						NON-LABOR						PIIC Payment						
	Cost Estimate Nominal $s	DOE Reimbursement Estimate Nominal $s	Adjusted Estimate Nominal $s	Jurisdictional Cost in Nominal $s	Escalation Factor	Jurisdictional Cost in Future $'s	Cost Estimate Nominal $s	DOE Reimbursement Estimate Nominal $s	Adjusted Estimate Nominal $s	Jurisdictional Cost in Nominal $s	Escalation Factor	Jurisdictional Cost in Future $'s	Cost Estimate Nominal $s	Jurisdictional Cost in Nominal $s	Escalation Factor	Jurisdictional Cost in Future $'s	Total Cost Estimate Nominal $s	Total Jurisdictional Cost in Nominal $s	Total Jurisdictional Cost in Future $'s
Monticello																			
Factors	*2020*			*72.9219%*	*3.78%*						*2.58%*				*0.00%*				
2030	$22,675,886	$0	$22,675,886	$16,535,687	1.4492	$23,963,517	$9,374,135	$0	$9,374,135	$6,835,797	1.2901	$8,818,862	$0	$0	1.0000	$0	$32,050,021	$23,371,484	$32,782,380
2031	77,446,501	-	77,446,501	56,475,460	1.5040	84,939,091	46,796,397	-	46,796,397	34,124,822	1.3234	45,160,789	0	0	1.0000	0	124,242,898	90,600,282	130,099,881
2032	85,157,508	-	85,157,508	62,098,473	1.5609	96,929,507	130,974,261	-	130,974,261	95,508,920	1.3575	129,653,358	0	0	1.0000	0	216,131,769	157,607,393	226,582,865
2033	95,842,498	-	95,842,498	69,890,170	1.6199	113,215,087	152,215,926	-	152,215,926	110,998,745	1.3926	154,576,853	0	0	1.0000	0	248,058,423	180,888,916	267,791,939
2034	97,504,414	-	97,504,414	71,102,071	1.6811	119,529,692	130,971,769	-	130,971,769	95,507,102	1.4285	136,431,895	0	0	1.0000	0	228,476,182	166,609,173	255,961,587
2035	52,997,671	-	52,997,671	38,646,909	1.7446	67,423,397	22,622,163	-	22,622,163	16,496,511	1.4653	24,172,338	0	0	1.0000	0	75,619,834	55,143,420	91,595,735
2036	37,293,114	-	37,293,114	27,194,847	1.8106	49,238,990	14,589,373	-	14,589,373	10,638,848	1.5032	15,992,316	0	0	1.0000	0	51,882,487	37,833,695	65,231,306
2037	32,061,066	-	32,061,066	23,379,539	1.8790	43,930,153	15,439,793	-	15,439,793	11,258,991	1.5419	17,360,238	0	0	1.0000	0	47,500,860	34,638,529	61,290,391
2038	6,393,069	4,781,312	1,611,757	1,175,324	1.9501	2,291,998	2,518,833	1,848,653	670,180	488,708	1.5817	772,989	0	0	1.0000	0	2,281,936	1,664,031	3,064,988
2039	6,393,069	4,781,312	1,611,757	1,175,324	2.0238	2,378,620	2,518,833	1,848,653	670,180	488,708	1.6225	792,928	0	0	1.0000	0	2,281,936	1,664,031	3,171,548
2040	6,410,535	4,781,312	1,629,223	1,188,060	2.1003	2,495,283	2,525,586	1,848,653	676,933	493,632	1.6644	821,601	0	0	1.0000	0	2,306,155	1,681,692	3,316,884
2041	6,393,069	4,781,312	1,611,757	1,175,324	2.1797	2,561,853	2,518,833	1,848,653	670,180	488,708	1.7073	834,371	0	0	1.0000	0	2,281,936	1,664,031	3,396,223
2042	6,393,069	4,781,312	1,611,757	1,175,324	2.2620	2,658,582	2,518,833	1,848,653	670,180	488,708	1.7514	855,923	0	0	1.0000	0	2,281,936	1,664,031	3,514,505
2043	6,393,069	4,781,312	1,611,757	1,175,324	2.3475	2,759,072	2,518,833	1,848,653	670,180	488,708	1.7966	878,012	0	0	1.0000	0	2,281,936	1,664,031	3,637,084
2044	6,410,535	4,781,312	1,629,223	1,188,060	2.4363	2,894,471	2,525,586	1,848,653	676,933	493,632	1.8429	909,715	0	0	1.0000	0	2,306,155	1,681,692	3,804,186
2045	6,393,069	4,781,312	1,611,757	1,175,324	2.5284	2,971,688	2,518,833	1,848,653	670,180	488,708	1.8905	923,902	0	0	1.0000	0	2,281,936	1,664,031	3,895,590
2046	6,393,069	4,781,312	1,611,757	1,175,324	2.6239	3,083,931	2,518,833	1,848,653	670,180	488,708	1.9392	947,702	0	0	1.0000	0	2,281,936	1,664,031	4,031,634
2047	6,393,069	4,781,312	1,611,757	1,175,324	2.7231	3,200,524	2,518,833	1,848,653	670,180	488,708	1.9893	972,186	0	0	1.0000	0	2,281,936	1,664,031	4,172,710
2048	7,130,021	4,781,312	2,348,709	1,712,723	2.8261	4,840,326	4,684,044	1,848,653	2,835,391	2,067,621	2.0406	4,219,187	0	0	1.0000	0	5,184,099	3,780,344	9,059,513
2049	6,393,069	4,781,312	1,611,757	1,175,324	2.9329	3,447,106	2,518,833	1,848,653	670,180	488,708	2.0932	1,022,963	0	0	1.0000	0	2,281,936	1,664,031	4,470,070
2050	8,011,912	4,781,312	3,230,600	2,355,815	3.0438	7,170,630	7,375,363	1,848,653	5,526,710	4,030,182	2.1472	8,653,607	0	0	1.0000	0	8,757,310	6,385,997	15,824,236
2051	8,011,912	4,781,312	3,230,600	2,355,815	3.1588	7,441,548	7,375,363	1,848,653	5,526,710	4,030,182	2.2026	8,876,879	0	0	1.0000	0	8,757,310	6,385,997	16,318,427
2052	8,749,278	4,781,312	3,967,966	2,893,516	3.2782	9,485,525	9,541,816	1,848,653	7,693,163	5,610,001	2.2595	12,675,796	0	0	1.0000	0	11,661,129	8,503,517	22,161,321
2053	9,271,737	4,781,312	4,490,425	3,274,503	3.4021	11,140,188	11,154,838	1,848,653	9,306,185	6,786,247	2.3178	15,729,163	0	0	1.0000	0	13,796,610	10,060,750	26,869,351
2054	8,191,887	4,781,312	3,410,575	2,487,056	3.5307	8,781,049	7,915,288	1,848,653	6,066,635	4,423,905	2.3776	10,518,278	0	0	1.0000	0	9,477,210	6,910,962	19,299,327
2055	9,091,762	4,781,312	4,310,450	3,143,262	3.6642	11,517,541	10,614,913	1,848,653	8,766,260	6,392,523	2.4389	15,590,725	0	0	1.0000	0	13,076,710	9,535,785	27,108,266
2056	9,469,178	4,781,312	4,687,866	3,418,481	3.8027	12,999,458	11,701,516	1,848,653	9,852,863	7,184,895	2.5018	17,975,170	0	0	1.0000	0	14,540,729	10,603,376	30,974,628
2057	6,375,082	4,781,312	1,593,769	1,162,207	3.9464	4,586,534	2,464,871	1,848,653	616,218	449,358	2.5664	1,153,232	0	0	1.0000	0	2,209,988	1,611,565	5,739,766
2058	6,375,082	4,781,312	1,593,769	1,162,207	4.0956	4,759,935	2,464,871	1,848,653	616,218	449,358	2.6326	1,182,980	0	0	1.0000	0	2,209,988	1,611,565	5,942,915
2059	6,375,082	4,781,312	1,593,769	1,162,207	4.2504	4,939,845	2,464,871	1,848,653	616,218	449,358	2.7005	1,213,491	0	0	1.0000	0	2,209,988	1,611,565	6,153,336
2060	6,392,548	4,781,312	1,611,235	1,174,944	4.4111	5,182,793	2,471,624	1,848,653	622,971	454,283	2.7702	1,258,453	0	0	1.0000	0	2,234,207	1,629,226	6,441,247
2061	6,375,082	4,781,312	1,593,769	1,162,207	4.5778	5,320,351	2,464,871	1,848,653	616,218	449,358	2.8416	1,276,896	0	0	1.0000	0	2,209,988	1,611,565	6,597,247
2062	6,375,082	4,781,312	1,593,769	1,162,207	4.7509	5,521,529	2,464,871	1,848,653	616,218	449,358	2.9150	1,309,879	0	0	1.0000	0	2,209,988	1,611,565	6,831,408
2063	6,375,082	4,781,312	1,593,769	1,162,207	4.9305	5,730,262	2,464,871	1,848,653	616,218	449,358	2.9902	1,343,670	0	0	1.0000	0	2,209,988	1,611,565	7,073,932
2064	6,392,548	4,781,312	1,611,235	1,174,944	5.1168	6,011,951	2,471,624	1,848,653	622,971	454,283	3.0673	1,393,421	0	0	1.0000	0	2,234,207	1,629,226	7,405,372
2065	6,375,082	4,781,312	1,593,769	1,162,207	5.3103	6,171,668	2,464,871	1,848,653	616,218	449,358	3.1465	1,413,905	0	0	1.0000	0	2,209,988	1,611,565	7,585,573
2066	6,375,082	4,781,312	1,593,769	1,162,207	5.5110	6,404,923	2,464,871	1,848,653	616,218	449,358	3.2276	1,450,348	0	0	1.0000	0	2,209,988	1,611,565	7,855,271
2067	6,375,082	4,781,312	1,593,769	1,162,207	5.7193	6,647,010	2,464,871	1,848,653	616,218	449,358	3.3109	1,487,780	0	0	1.0000	0	2,209,988	1,611,565	8,134,790
2068	6,392,548	4,781,312	1,611,235	1,174,944	5.9355	6,973,877	2,471,624	1,848,653	622,971	454,283	3.3963	1,542,880	0	0	1.0000	0	2,234,207	1,629,226	8,516,757
2069	6,375,082	4,781,312	1,593,769	1,162,207	6.1598	7,158,963	2,464,871	1,848,653	616,218	449,358	3.4840	1,565,563	0	0	1.0000	0	2,209,988	1,611,565	8,724,526
2070	6,375,082	4,781,312	1,593,769	1,162,207	6.3927	7,429,641	2,464,871	1,848,653	616,218	449,358	3.5738	1,605,916	0	0	1.0000	0	2,209,988	1,611,565	9,035,556
2071	6,375,082	4,781,312	1,593,769	1,162,207	6.6343	7,710,430	2,464,871	1,848,653	616,218	449,358	3.6660	1,647,347	0	0	1.0000	0	2,209,988	1,611,565	9,357,776
2072	6,392,548	4,781,312	1,611,235	1,174,944	6.8851	8,089,604	2,471,624	1,848,653	622,971	454,283	3.7606	1,708,375	0	0	1.0000	0	2,234,207	1,629,226	9,797,978
2073	6,375,082	4,781,312	1,593,769	1,162,207	7.1454	8,304,434	2,464,871	1,848,653	616,218	449,358	3.8576	1,733,444	0	0	1.0000	0	2,209,988	1,611,565	10,037,877
2074	6,375,082	4,781,312	1,593,769	1,162,207	7.4155	8,618,346	2,464,871	1,848,653	616,218	449,358	3.9572	1,778,200	0	0	1.0000	0	2,209,988	1,611,565	10,396,546
2075	6,375,082	4,781,312	1,593,769	1,162,207	7.6958	8,944,113	2,464,871	1,848,653	616,218	449,358	4.0593	1,824,079	0	0	1.0000	0	2,209,988	1,611,565	10,768,192
2076	6,392,548	4,781,312	1,611,235	1,174,944	7.9867	9,383,921	2,471,624	1,848,653	622,971	454,283	4.1640	1,891,632	0	0	1.0000	0	2,234,207	1,629,226	11,275,554
2077	6,375,082	4,781,312	1,593,769	1,162,207	8.2886	9,633,069	2,464,871	1,848,653	616,218	449,358	4.2714	1,919,388	0	0	1.0000	0	2,209,988	1,611,565	11,552,457
2078	6,894,019	4,781,312	2,112,707	1,540,626	8.6019	13,252,311	4,021,684	1,848,653	2,173,031	1,584,615	4.3816	6,943,150	0	0	1.0000	0	4,285,738	3,125,241	20,195,462
2079	6,997,807	4,781,312	2,216,494	1,616,310	8.9270	14,428,798	4,333,046	1,848,653	2,484,393	1,811,667	4.4947	8,142,898	0	0	1.0000	0	4,700,888	3,427,977	22,571,697
2080	6,911,485	4,781,312	2,130,173	1,553,363	9.2645	14,391,128	4,028,437	1,848,653	2,179,784	1,589,540	4.6106	7,328,732	0	0	1.0000	0	4,309,957	3,142,902	21,719,860
2081	6,894,019	4,781,312	2,112,707	1,540,626	9.6147	14,812,657	4,021,684	1,848,653	2,173,031	1,584,615	4.7296	7,494,596	0	0	1.0000	0	4,285,738	3,125,241	22,307,254
2082	6,894,019	4,781,312	2,112,707	1,540,626	9.9781	15,372,521	4,021,684	1,848,653	2,173,031	1,584,615	4.8516	7,687,920	0	0	1.0000	0	4,285,738	3,125,241	23,060,441
2083	6,997,807	4,781,312	2,216,494	1,616,310	10.3553	16,737,374	4,333,046	1,848,653	2,484,393	1,811,667	4.9768	9,016,303	0	0	1.0000	0	4,700,888	3,427,977	25,753,677
2084	6,911,485	4,781,312	2,130,173	1,553,363	10.7467	16,693,522	4,028,437	1,848,653	2,179,784	1,589,540	5.1052	8,114,918	0	0	1.0000	0	4,309,957	3,142,902	24,808,440
2085	6,894,019	4,781,312	2,112,707	1,540,626	11.1529	17,182,449	4,021,684	1,848,653	2,173,031	1,584,615	5.2369	8,298,472	0	0	1.0000	0	4,285,738	3,125,241	25,480,920
2086	6,894,019	4,781,312	2,112,707	1,540,626	11.5745	17,831,976	4,021,684	1,848,653	2,173,031	1,584,615	5.3720	8,512,553	0	0	1.0000	0	4,285,738	3,125,241	26,344,530
2087	6,997,807	4,781,312	2,216,494	1,616,310	12.0120	19,415,114	4,333,046	1,848,653	2,484,393	1,811,667	5.5106	9,983,371	0	0	1.0000	0	4,700,888	3,427,977	29,398,485
2088	7,630,971	4,781,312	2,849,659	2,078,025	12.4661	25,904,873	6,186,895	1,848,653	4,338,242	3,163,528	5.6528	17,882,793	0	0	1.0000	0	7,187,901	5,241,554	43,787,665
2089	6,894,019	4,781,312	2,112,707	1,540,626	12.9373	19,931,542	4,021,684	1,848,653	2,173,031	1,584,615	5.7986	9,188,550	0	0	1.0000	0	4,285,738	3,125,241	29,120,092
2090	6,582,657	4,781,312	1,801,345	1,313,575	13.4263	17,636,447	9,395,159	1,848,653	7,546,506	5,503,056	5.9482	32,733,276	0	0	1.0000	0	9,347,851	6,816,630	50,369,723
2091	1,956,375	4,781,312	(2,824,937)	(2,059,998)	13.9338	(28,703,595)	13,550,559	1,848,653	11,701,906	8,533,252	6.1017	52,067,345	0	0	1.0000	0	8,876,969	6,473,255	23,363,750
	$865,579,591	$258,190,861	$607,388,730	$442,919,402		$1,041,699,140	$747,182,412	$99,827,263	$647,355,149	$472,063,675		$861,233,503	$0	$0		$0	$1,254,743,879	$914,983,077	$1,902,932,643

Xcel Energy
Nuclear Decommissioning Accrual
60-Year Decommissioning Period
DECON Method - No Recasking

Docket No. E002/M-20-___
Schedule E.2
Page 4 of 8

Prairie Island Unit 1

Factors	*2020*			*72.9219%*	*3.78%*						*2.58%*				*0.00%*				
2033	$23,781,625	$0	$23,781,625	$17,342,013	1.6199	$28,092,326	$10,730,370	$0	$10,730,370	$7,824,790	1.3926	$10,896,802	$1,250,000	$911,524	1.0000	$911,524	$35,761,995	$26,078,326	$39,900,652
2034	67,414,177	-	67,414,177	49,159,699	1.6811	82,642,369	37,794,295	-	37,794,295	27,560,318	1.4285	39,369,914	1,250,000	911,524	1.0000	911,524	106,458,472	77,631,540	122,923,807
2035	68,590,730	-	68,590,730	50,017,664	1.7446	87,260,816	77,836,646	-	77,836,646	56,759,961	1.4653	83,170,371	1,250,000	911,524	1.0000	911,524	147,677,376	107,689,149	171,342,711
2036	64,126,566	-	64,126,566	46,762,310	1.8106	84,667,839	79,805,408	-	79,805,408	58,195,619	1.5032	87,479,655	1,250,000	911,524	1.0000	911,524	145,181,973	105,869,453	173,059,018
2037	45,510,012	-	45,510,012	33,186,765	1.8790	62,357,932	66,379,691	-	66,379,691	48,405,332	1.5419	74,636,181	1,250,000	911,524	1.0000	911,524	113,139,703	82,503,621	137,905,637
2038	25,609,125	-	25,609,125	18,674,660	1.9501	36,417,455	43,408,012	-	43,408,012	31,653,947	1.5817	50,067,049	1,250,000	911,524	1.0000	911,524	70,267,137	51,240,132	87,396,028
2039	33,734,608	-	33,734,608	24,599,917	2.0238	49,785,312	14,198,587	-	14,198,587	10,353,879	1.6225	16,799,169	1,250,000	911,524	1.0000	911,524	49,183,194	35,865,320	67,496,004
2040	20,662,977	-	20,662,977	15,067,835	2.1003	31,646,974	9,470,300	-	9,470,300	6,905,922	1.6644	11,494,217	1,250,000	911,524	1.0000	911,524	31,383,276	22,885,281	44,052,715
2041	15,525,034	2,455,937	13,069,098	9,530,234	2.1797	20,773,052	11,497,122	1,626,430	9,870,693	7,197,897	1.7073	12,288,969	1,250,000	911,524	1.0000	911,524	24,189,791	17,639,655	33,973,545
2042	9,047,398	2,455,937	6,591,461	4,806,619	2.2620	10,872,572	6,564,040	1,626,430	4,937,611	3,600,600	1.7514	6,306,090	1,250,000	911,524	1.0000	911,524	12,779,072	9,318,742	18,090,185
2043	3,274,582	2,455,937	818,645	596,972	2.3475	1,401,391	2,167,718	1,626,430	541,289	394,718	1.7966	709,150	1,250,000	911,524	1.0000	911,524	2,609,934	1,903,214	3,022,065
2044	3,283,554	2,455,937	827,617	603,514	2.4363	1,470,341	2,177,082	1,626,430	550,652	401,546	1.8429	740,009	1,250,000	911,524	1.0000	911,524	2,628,269	1,916,584	3,121,874
2045	3,274,582	2,455,937	818,645	596,972	2.5284	1,509,383	2,167,718	1,626,430	541,289	394,718	1.8905	746,214	1,250,000	911,524	1.0000	911,524	2,609,934	1,903,214	3,167,122
2046	3,274,582	2,455,937	818,645	596,972	2.6239	1,566,394	2,167,718	1,626,430	541,289	394,718	1.9392	765,437	1,250,000	911,524	1.0000	911,524	2,609,934	1,903,214	3,243,355
2047	3,274,582	2,455,937	818,645	596,972	2.7231	1,625,614	2,167,718	1,626,430	541,289	394,718	1.9893	785,213	1,250,000	911,524	1.0000	911,524	2,609,934	1,903,214	3,322,350
2048	3,283,554	2,455,937	827,617	603,514	2.8261	1,705,591	2,177,082	1,626,430	550,652	401,546	2.0406	819,395	1,250,000	911,524	1.0000	911,524	2,628,269	1,916,584	3,436,509
2049	3,274,582	2,455,937	818,645	596,972	2.9329	1,750,858	2,167,718	1,626,430	541,289	394,718	2.0932	826,224	1,250,000	911,524	1.0000	911,524	2,609,934	1,903,214	3,488,606
2050	3,274,582	2,455,937	818,645	596,972	3.0438	1,817,063	2,167,718	1,626,430	541,289	394,718	2.1472	847,539	1,250,000	911,524	1.0000	911,524	2,609,934	1,903,214	3,576,125
2051	3,274,582	2,455,937	818,645	596,972	3.1588	1,885,714	2,167,718	1,626,430	541,289	394,718	2.2026	869,406	1,250,000	911,524	1.0000	911,524	2,609,934	1,903,214	3,666,644
2052	3,283,554	2,455,937	827,617	603,514	3.2782	1,978,439	2,177,082	1,626,430	550,652	401,546	2.2595	907,294	1,250,000	911,524	1.0000	911,524	2,628,269	1,916,584	3,797,257
2053	3,378,370	2,455,937	922,433	672,656	3.4021	2,288,441	2,479,081	1,626,430	852,651	621,769	2.3178	1,441,137	1,250,000	911,524	1.0000	911,524	3,025,084	2,205,949	4,641,103
2054	3,482,157	2,455,937	1,026,220	748,339	3.5307	2,642,162	2,790,443	1,626,430	1,164,014	848,821	2.3776	2,018,157	1,250,000	911,524	1.0000	911,524	3,440,234	2,508,684	5,571,842
2055	3,482,157	2,455,937	1,026,220	748,339	3.6642	2,742,065	2,790,443	1,626,430	1,164,014	848,821	2.4389	2,070,189	1,250,000	911,524	1.0000	911,524	3,440,234	2,508,684	5,723,778
2056	3,543,022	2,455,937	1,087,086	792,723	3.8027	3,014,489	2,955,488	1,626,430	1,329,059	969,175	2.5018	2,424,681	1,250,000	911,524	1.0000	911,524	3,666,144	2,673,422	6,350,695
2057	3,430,263	2,455,937	974,327	710,497	3.9464	2,803,907	2,634,762	1,626,430	1,008,332	735,295	2.5664	1,887,062	1,250,000	911,524	1.0000	911,524	3,232,659	2,357,316	5,602,493
2058	3,585,945	2,455,937	1,130,008	824,023	4.0956	3,374,869	3,101,806	1,626,430	1,475,376	1,075,872	2.6326	2,832,342	1,250,000	911,524	1.0000	911,524	3,855,384	2,811,419	7,118,735
2059	3,430,263	2,455,937	974,327	710,497	4.2504	3,019,898	2,634,762	1,626,430	1,008,332	735,295	2.7005	1,985,665	1,250,000	911,524	1.0000	911,524	3,232,659	2,357,316	5,917,087
2060	3,387,341	2,455,937	931,404	679,198	4.4111	2,996,009	2,488,444	1,626,430	862,015	628,598	2.7702	1,741,341	1,250,000	911,524	1.0000	911,524	3,043,419	2,219,319	5,648,874
2061	3,482,157	2,455,937	1,026,220	748,339	4.5778	3,425,748	2,790,443	1,626,430	1,164,014	848,821	2.8416	2,412,010	1,250,000	911,524	1.0000	911,524	3,440,234	2,508,684	6,749,281
2062	3,482,157	2,455,937	1,026,220	748,339	4.7509	3,555,286	2,790,443	1,626,430	1,164,014	848,821	2.9150	2,474,313	1,250,000	911,524	1.0000	911,524	3,440,234	2,508,684	6,941,122
2063	3,430,263	2,455,937	974,327	710,497	4.9305	3,503,108	2,634,762	1,626,430	1,008,332	735,295	2.9902	2,198,680	1,250,000	911,524	1.0000	911,524	3,232,659	2,357,316	6,613,311
2064	3,491,129	2,455,937	1,035,192	754,882	5.1168	3,862,578	2,799,807	1,626,430	1,173,377	855,649	3.0673	2,624,532	1,250,000	911,524	1.0000	911,524	3,458,569	2,522,054	7,398,634
2065	3,482,157	2,455,937	1,026,220	748,339	5.3103	3,973,907	2,790,443	1,626,430	1,164,014	848,821	3.1465	2,670,815	1,250,000	911,524	1.0000	911,524	3,440,234	2,508,684	7,556,245
2066	3,430,263	2,455,937	974,327	710,497	5.5110	3,915,552	2,634,762	1,626,430	1,008,332	735,295	3.2276	2,373,239	1,250,000	911,524	1.0000	911,524	3,232,659	2,357,316	7,200,314
2067	3,482,157	2,455,937	1,026,220	748,339	5.7193	4,279,977	2,790,443	1,626,430	1,164,014	848,821	3.3109	2,810,361	1,250,000	911,524	1.0000	911,524	3,440,234	2,508,684	8,001,862
2068	3,491,129	2,455,937	1,035,192	754,882	5.9355	4,480,599	2,799,807	1,626,430	1,173,377	855,649	3.3963	2,906,041	1,250,000	911,524	1.0000	911,524	3,458,569	2,522,054	8,298,164
2069	3,430,263	2,455,937	974,327	710,497	6.1598	4,376,522	2,634,762	1,626,430	1,008,332	735,295	3.4840	2,561,768	1,250,000	911,524	1.0000	911,524	3,232,659	2,357,316	7,849,815
2070	3,482,157	2,455,937	1,026,220	748,339	6.3927	4,783,909	2,790,443	1,626,430	1,164,014	848,821	3.5738	3,033,516	1,250,000	911,524	1.0000	911,524	3,440,234	2,508,684	8,728,949
2071	3,482,157	2,455,937	1,026,220	748,339	6.6343	4,964,708	2,790,443	1,626,430	1,164,014	848,821	3.6660	3,111,777	1,250,000	911,524	1.0000	911,524	3,440,234	2,508,684	8,988,009
2072	3,491,129	2,455,937	1,035,192	754,882	6.8851	5,197,435	2,799,807	1,626,430	1,173,377	855,649	3.7606	3,217,754	1,250,000	911,524	1.0000	911,524	3,458,569	2,522,054	9,326,712
2073	3,482,157	2,455,937	1,026,220	748,339	7.1454	5,347,184	2,790,443	1,626,430	1,164,014	848,821	3.8576	3,274,412	1,250,000	911,524	1.0000	911,524	3,440,234	2,508,684	9,533,120
2074	3,482,157	2,455,937	1,026,220	748,339	7.4155	5,549,311	2,790,443	1,626,430	1,164,014	848,821	3.9572	3,358,954	1,250,000	911,524	1.0000	911,524	3,440,234	2,508,684	9,819,789
2075	3,841,900	2,455,937	1,385,963	1,010,671	7.6958	7,777,920	3,869,672	1,626,430	2,243,243	1,635,815	4.0593	6,640,265	1,250,000	911,524	1.0000	911,524	4,879,206	3,558,010	15,329,709
2076	3,491,129	2,455,937	1,035,192	754,882	7.9867	6,029,012	2,799,807	1,626,430	1,173,377	855,649	4.1640	3,562,923	1,250,000	911,524	1.0000	911,524	3,458,569	2,522,054	10,503,459
2077	3,482,157	2,455,937	1,026,220	748,339	8.2886	6,202,686	14,572,953	1,626,430	12,946,523	9,440,851	4.2714	40,325,650	1,250,000	911,524	1.0000	911,524	15,222,744	11,100,714	47,439,859
2078	885,735	2,455,937	(1,570,201)	(1,145,021)	8.6019	(9,849,354)	5,663,185	1,626,430	4,036,755	2,943,679	4.3816	12,898,022	0	0	1.0000	0	2,466,554	1,798,658	3,048,669
	$494,816,858	$93,325,595	$401,491,262	$292,775,057		$605,485,367	$466,797,843	$61,804,324	$404,993,520	$295,328,970		$519,379,902	$56,250,000	$41,018,569		$41,018,569	$862,734,782	$629,122,595	$1,165,883,838

Xcel Energy
Nuclear Decommissioning Accrual
60-Year Decommissioning Period
DECON Method - No Recasking

Docket No. E002/M-20-___
Schedule E.2
Page 5 of 8

Prairie Island Unit 2

Factors	*2020*			*72.9219%*	*3.78%*						*2.58%*				*0.00%*				
2034	$8,345,549	$0	$8,345,549	$6,085,733	1.6811	$10,230,726	$4,974,446	$0	$4,974,446	$3,627,461	1.4285	$5,181,828	$1,250,000	$911,524	1.0000	$911,524	$14,569,995	$10,624,717	$16,324,077
2035	49,894,469	-	49,894,469	36,383,994	1.7446	63,475,517	37,951,792	-	37,951,792	27,675,168	1.4653	40,552,423	1,250,000	911,524	1.0000	911,524	89,096,260	64,970,686	104,939,464
2036	67,020,055	-	67,020,055	48,872,297	1.8106	88,488,181	73,632,736	-	73,632,736	53,694,390	1.5032	80,713,407	1,250,000	911,524	1.0000	911,524	141,902,791	103,478,211	170,113,112
2037	75,245,310	-	75,245,310	54,870,310	1.8790	103,101,312	91,562,609	-	91,562,609	66,769,194	1.5419	102,951,421	1,250,000	911,524	1.0000	911,524	168,057,919	122,551,028	206,964,256
2038	82,427,075	-	82,427,075	60,107,389	1.9501	117,215,420	102,382,218	-	102,382,218	74,659,059	1.5817	118,088,233	1,250,000	911,524	1.0000	911,524	186,059,293	135,677,971	236,215,176
2039	39,073,086	-	39,073,086	28,492,837	2.0238	57,663,803	15,617,110	-	15,617,110	11,388,293	1.6225	18,477,506	1,250,000	911,524	1.0000	911,524	55,940,196	40,792,654	77,052,832
2040	24,821,306	-	24,821,306	18,100,168	2.1003	38,015,782	14,363,430	-	14,363,430	10,474,086	1.6644	17,433,069	1,250,000	911,524	1.0000	911,524	40,434,736	29,485,778	56,360,375
2041	18,294,168	-	18,294,168	13,340,455	2.1797	29,078,189	18,969,757	-	18,969,757	13,833,107	1.7073	23,617,263	1,250,000	911,524	1.0000	911,524	38,513,924	28,085,085	53,606,976
2042	10,352,305	2,462,665	7,889,639	5,753,275	2.2620	13,013,908	10,085,391	1,630,886	8,454,506	6,165,186	1.7514	10,797,707	1,250,000	911,524	1.0000	911,524	17,594,145	12,829,985	24,723,139
2043	3,274,582	2,462,665	811,917	592,065	2.3475	1,389,873	2,167,718	1,630,886	536,833	391,469	1.7966	703,313	1,250,000	911,524	1.0000	911,524	2,598,750	1,895,058	3,004,709
2044	3,283,554	2,462,665	820,888	598,607	2.4363	1,458,387	2,177,082	1,630,886	546,196	398,297	1.8429	734,021	1,250,000	911,524	1.0000	911,524	2,617,085	1,908,428	3,103,932
2045	3,274,582	2,462,665	811,917	592,065	2.5284	1,496,977	2,167,718	1,630,886	536,833	391,469	1.8905	740,071	1,250,000	911,524	1.0000	911,524	2,598,750	1,895,058	3,148,573
2046	3,274,582	2,462,665	811,917	592,065	2.6239	1,553,520	2,167,718	1,630,886	536,833	391,469	1.9392	759,136	1,250,000	911,524	1.0000	911,524	2,598,750	1,895,058	3,224,179
2047	3,274,582	2,462,665	811,917	592,065	2.7231	1,612,253	2,167,718	1,630,886	536,833	391,469	1.9893	778,749	1,250,000	911,524	1.0000	911,524	2,598,750	1,895,058	3,302,525
2048	3,283,554	2,462,665	820,888	598,607	2.8261	1,691,724	2,177,082	1,630,886	546,196	398,297	2.0406	812,764	1,250,000	911,524	1.0000	911,524	2,617,085	1,908,428	3,416,012
2049	3,274,582	2,462,665	811,917	592,065	2.9329	1,736,468	2,167,718	1,630,886	536,833	391,469	2.0932	819,422	1,250,000	911,524	1.0000	911,524	2,598,750	1,895,058	3,467,414
2050	3,274,582	2,462,665	811,917	592,065	3.0438	1,802,128	2,167,718	1,630,886	536,833	391,469	2.1472	840,561	1,250,000	911,524	1.0000	911,524	2,598,750	1,895,058	3,554,213
2051	3,274,582	2,462,665	811,917	592,065	3.1588	1,870,215	2,167,718	1,630,886	536,833	391,469	2.2026	862,249	1,250,000	911,524	1.0000	911,524	2,598,750	1,895,058	3,643,988
2052	3,283,554	2,462,665	820,888	598,607	3.2782	1,962,354	2,177,082	1,630,886	546,196	398,297	2.2595	899,952	1,250,000	911,524	1.0000	911,524	2,617,085	1,908,428	3,773,830
2053	3,378,370	2,462,665	915,704	667,749	3.4021	2,271,749	2,479,081	1,630,886	848,195	618,520	2.3178	1,433,606	1,250,000	911,524	1.0000	911,524	3,013,900	2,197,793	4,616,878
2054	3,482,157	2,462,665	1,019,492	743,433	3.5307	2,624,838	2,790,443	1,630,886	1,159,558	845,572	2.3776	2,010,431	1,250,000	911,524	1.0000	911,524	3,429,050	2,500,528	5,546,793
2055	3,482,157	2,462,665	1,019,492	743,433	3.6642	2,724,086	2,790,443	1,630,886	1,159,558	845,572	2.4389	2,062,264	1,250,000	911,524	1.0000	911,524	3,429,050	2,500,528	5,697,874
2056	3,543,022	2,462,665	1,080,357	787,817	3.8027	2,995,831	2,955,488	1,630,886	1,324,603	965,925	2.5018	2,416,552	1,250,000	911,524	1.0000	911,524	3,654,960	2,665,266	6,323,907
2057	3,430,263	2,462,665	967,598	705,591	3.9464	2,784,544	2,634,762	1,630,886	1,003,876	732,046	2.5664	1,878,722	1,250,000	911,524	1.0000	911,524	3,221,475	2,349,160	5,574,790
2058	3,585,945	2,462,665	1,123,279	819,117	4.0956	3,354,774	3,101,806	1,630,886	1,470,920	1,072,623	2.6326	2,823,787	1,250,000	911,524	1.0000	911,524	3,844,200	2,803,263	7,090,085
2059	3,430,263	2,462,665	967,598	705,591	4.2504	2,999,043	2,634,762	1,630,886	1,003,876	732,046	2.7005	1,976,890	1,250,000	911,524	1.0000	911,524	3,221,475	2,349,160	5,887,457
2060	3,387,341	2,462,665	924,676	674,291	4.4111	2,974,365	2,488,444	1,630,886	857,559	625,348	2.7702	1,732,340	1,250,000	911,524	1.0000	911,524	3,032,235	2,211,163	5,618,229
2061	3,482,157	2,462,665	1,019,492	743,433	4.5778	3,403,286	2,790,443	1,630,886	1,159,558	845,572	2.8416	2,402,776	1,250,000	911,524	1.0000	911,524	3,429,050	2,500,528	6,717,586
2062	3,482,157	2,462,665	1,019,492	743,433	4.7509	3,531,975	2,790,443	1,630,886	1,159,558	845,572	2.9150	2,464,841	1,250,000	911,524	1.0000	911,524	3,429,050	2,500,528	6,908,339
2063	3,430,263	2,462,665	967,598	705,591	4.9305	3,478,916	2,634,762	1,630,886	1,003,876	732,046	2.9902	2,188,963	1,250,000	911,524	1.0000	911,524	3,221,475	2,349,160	6,579,403
2064	3,491,129	2,462,665	1,028,463	749,975	5.1168	3,837,472	2,799,807	1,630,886	1,168,921	852,400	3.0673	2,614,565	1,250,000	911,524	1.0000	911,524	3,447,385	2,513,898	7,363,561
2065	3,482,157	2,462,665	1,019,492	743,433	5.3103	3,947,851	2,790,443	1,630,886	1,159,558	845,572	3.1465	2,660,591	1,250,000	911,524	1.0000	911,524	3,429,050	2,500,528	7,519,966
2066	3,430,263	2,462,665	967,598	705,591	5.5110	3,888,511	2,634,762	1,630,886	1,003,876	732,046	3.2276	2,362,751	1,250,000	911,524	1.0000	911,524	3,221,475	2,349,160	7,162,786
2067	3,482,157	2,462,665	1,019,492	743,433	5.7193	4,251,915	2,790,443	1,630,886	1,159,558	845,572	3.3109	2,799,603	1,250,000	911,524	1.0000	911,524	3,429,050	2,500,528	7,963,042
2068	3,491,129	2,462,665	1,028,463	749,975	5.9355	4,451,476	2,799,807	1,630,886	1,168,921	852,400	3.3963	2,895,005	1,250,000	911,524	1.0000	911,524	3,447,385	2,513,898	8,258,005
2069	3,430,263	2,462,665	967,598	705,591	6.1598	4,346,299	2,634,762	1,630,886	1,003,876	732,046	3.4840	2,550,448	1,250,000	911,524	1.0000	911,524	3,221,475	2,349,160	7,808,270
2070	3,482,157	2,462,665	1,019,492	743,433	6.3927	4,752,543	2,790,443	1,630,886	1,159,558	845,572	3.5738	3,021,904	1,250,000	911,524	1.0000	911,524	3,429,050	2,500,528	8,685,970
2071	3,482,157	2,462,665	1,019,492	743,433	6.6343	4,932,156	2,790,443	1,630,886	1,159,558	845,572	3.6660	3,099,865	1,250,000	911,524	1.0000	911,524	3,429,050	2,500,528	8,943,545
2072	3,491,129	2,462,665	1,028,463	749,975	6.8851	5,163,652	2,799,807	1,630,886	1,168,921	852,400	3.7606	3,205,534	1,250,000	911,524	1.0000	911,524	3,447,385	2,513,898	9,280,710
2073	3,482,157	2,462,665	1,019,492	743,433	7.1454	5,312,124	2,790,443	1,630,886	1,159,558	845,572	3.8576	3,261,877	1,250,000	911,524	1.0000	911,524	3,429,050	2,500,528	9,485,525
2074	3,482,157	2,462,665	1,019,492	743,433	7.4155	5,512,926	2,790,443	1,630,886	1,159,558	845,572	3.9572	3,346,096	1,250,000	911,524	1.0000	911,524	3,429,050	2,500,528	9,770,545
2075	3,841,900	2,462,665	1,379,235	1,005,764	7.6958	7,740,160	3,869,672	1,630,886	2,238,787	1,632,566	4.0593	6,627,074	1,250,000	911,524	1.0000	911,524	4,868,021	3,549,854	15,278,758
2076	3,491,129	2,462,665	1,028,463	749,975	7.9867	5,989,825	2,799,807	1,630,886	1,168,921	852,400	4.1640	3,549,392	1,250,000	911,524	1.0000	911,524	3,447,385	2,513,898	10,450,741
2077	3,482,157	2,462,665	1,019,492	743,433	8.2886	6,162,017	14,572,953	1,630,886	12,942,067	9,437,601	4.2714	40,311,770	1,250,000	911,524	1.0000	911,524	15,211,559	11,092,558	47,385,311
2078	885,735	2,462,665	(1,576,930)	(1,149,927)	8.6019	(9,891,560)	5,663,185	1,630,886	4,032,299	2,940,429	4.3816	12,883,785	0	-	1.0000	-	2,455,369	1,790,502	2,992,225
	$496,287,928	$91,118,616	$405,169,311	$295,457,160		$630,397,510	$478,652,862	$60,342,765	$418,310,097	$305,039,670		$544,344,527	$55,000,000	$40,107,045		$40,107,045	$878,479,408	$640,603,875	$1,214,849,082
	$1,856,684,376	$442,635,072	$1,414,049,303	$1,031,151,619		$2,277,582,017	$1,692,633,117	$221,974,351	$1,470,658,766	$1,072,432,315		$1,924,957,932	$111,250,000	$81,125,614		$81,125,614	$2,995,958,070	$2,184,709,548	$4,283,665,563

Xcel Energy
Nuclear Decommissioning Accrual
60-Year Decommissioning Period
DECON Method - No Recasking

Docket No. E002/M-20-___
Schedule E.2
Page 6 of 8

EXTERNAL FUND CALCULATION

Monticello

External Levelized

	Beginning Balance	Assumed Interest	Decommissioning Payment	Annuity	Ending Balance
2020	$757,935,327	$14,464,384	$0	$6,696,113	$779,095,824
2021	779,095,824	29,767,276	-	8,507,110	817,370,210
2022	817,370,210	31,293,573	-	12,289,751	860,953,535
2023	860,953,535	32,949,740	-	12,289,751	906,193,025
2024	906,193,025	34,668,840	-	12,289,751	953,151,616
2025	953,151,616	36,453,267	-	12,289,751	1,001,894,634
2026	1,001,894,634	38,305,501	-	12,289,751	1,052,489,886
2027	1,052,489,886	40,228,121	-	12,289,751	1,105,007,758
2028	1,105,007,758	42,223,800	-	12,289,751	1,159,521,309
2029	1,159,521,309	44,295,315	-	12,289,751	1,216,106,375
2030	1,216,106,375	37,842,166	(32,782,380)	9,217,313	1,230,383,474
2031	1,230,383,474	38,141,888	(130,099,881)	-	1,138,425,481
2032	1,138,425,481	35,291,190	(226,582,865)	-	947,133,806
2033	947,133,806	29,361,148	(267,791,939)	-	708,703,015
2034	708,703,015	21,969,793	(255,961,587)	-	474,711,221
2035	474,711,221	14,716,048	(91,595,735)	-	397,831,534
2036	397,831,534	12,332,778	(65,231,306)	-	344,933,006
2037	344,933,006	10,692,923	(61,290,391)	-	294,335,538
2038	294,335,538	9,124,402	(3,064,988)	-	300,394,952
2039	300,394,952	9,312,244	(3,171,548)	-	306,535,647
2040	306,535,647	9,502,605	(3,316,884)	-	312,721,368
2041	312,721,368	9,694,362	(3,396,223)	-	319,019,507
2042	319,019,507	9,889,605	(3,514,505)	-	325,394,607
2043	325,394,607	10,087,233	(3,637,084)	-	331,844,756
2044	331,844,756	10,287,187	(3,804,186)	-	338,327,758
2045	338,327,758	10,488,160	(3,895,590)	-	344,920,328
2046	344,920,328	10,692,530	(4,031,634)	-	351,581,225
2047	351,581,225	10,899,018	(4,172,710)	-	358,307,533
2048	358,307,533	11,107,534	(9,059,513)	-	360,355,553
2049	360,355,553	11,171,022	(4,470,070)	-	367,056,506
2050	367,056,506	11,378,752	(15,824,236)	-	362,611,021
2051	362,611,021	11,240,942	(16,318,427)	-	357,533,536
2052	357,533,536	11,083,540	(22,161,321)	-	346,455,755
2053	346,455,755	10,740,128	(26,869,351)	-	330,326,533
2054	330,326,533	10,240,123	(19,299,327)	-	321,267,328
2055	321,267,328	9,959,287	(27,108,266)	-	304,118,350
2056	304,118,350	9,427,669	(30,974,628)	-	282,571,391
2057	282,571,391	8,759,713	(5,739,766)	-	285,591,338
2058	285,591,338	8,853,331	(5,942,915)	-	288,501,754
2059	288,501,754	8,943,554	(6,153,336)	-	291,291,973
2060	291,291,973	9,030,051	(6,441,247)	-	293,880,777
2061	293,880,777	9,110,304	(6,597,247)	-	296,393,834
2062	296,393,834	9,188,209	(6,831,408)	-	298,750,635
2063	298,750,635	9,261,270	(7,073,932)	-	300,937,973
2064	300,937,973	9,329,077	(7,405,372)	-	302,861,679
2065	302,861,679	9,388,712	(7,585,573)	-	304,664,818
2066	304,664,818	9,444,609	(7,855,271)	-	306,254,156
2067	306,254,156	9,493,879	(8,134,790)	-	307,613,245
2068	307,613,245	9,536,011	(8,516,757)	-	308,632,499
2069	308,632,499	9,567,607	(8,724,526)	-	309,475,581
2070	309,475,581	9,593,743	(9,035,556)	-	310,033,767
2071	310,033,767	9,611,047	(9,357,776)	-	310,287,038
2072	310,287,038	9,618,898	(9,797,978)	-	310,107,957
2073	310,107,957	9,613,347	(10,037,877)	-	309,683,427
2074	309,683,427	9,600,186	(10,396,546)	-	308,887,067
2075	308,887,067	9,575,499	(10,768,192)	-	307,694,375
2076	307,694,375	9,538,526	(11,275,554)	-	305,957,347
2077	305,957,347	9,484,678	(11,552,457)	-	303,889,568
2078	303,889,568	9,420,577	(20,195,462)	-	293,114,683
2079	293,114,683	9,086,555	(22,571,697)	-	279,629,541
2080	279,629,541	8,668,516	(21,719,860)	-	266,578,197
2081	266,578,197	8,263,924	(22,307,254)	-	252,534,867
2082	252,534,867	7,828,581	(23,060,441)	-	237,303,008
2083	237,303,008	7,356,393	(25,753,677)	-	218,905,724
2084	218,905,724	6,786,077	(24,808,440)	-	200,883,361
2085	200,883,361	6,227,384	(25,480,920)	-	181,629,825
2086	181,629,825	5,630,525	(26,344,530)	-	160,915,820
2087	160,915,820	4,988,390	(29,398,485)	-	136,505,725
2088	136,505,725	4,231,677	(43,787,665)	-	96,949,737
2089	96,949,737	3,005,442	(29,120,092)	-	70,835,087
2090	70,835,087	2,195,888	(50,369,723)	-	22,661,252
2091	22,661,252	702,499	(23,363,750)	-	0

Xcel Energy
Nuclear Decommissioning Accrual
60-Year Decommissioning Period
DECON Method - No Recasking

Docket No. E002/M-20-___
Schedule E.2
Page 7 of 8

Prairie Island Unit 1

External Levelized

	Beginning Balance	Assumed Interest	Decommissioning Payment	Annuity	Ending Balance
2020	$437,068,622	$8,763,473	$0	$24,632	$445,856,727
2021	445,856,727	18,127,469	-	12,399,703	476,383,899
2022	476,383,899	19,338,001	-	11,721,046	507,442,946
2023	507,442,946	20,583,469	-	11,721,046	539,747,461
2024	539,747,461	21,878,880	-	11,721,046	573,347,387
2025	573,347,387	23,226,237	-	11,721,046	608,294,670
2026	608,294,670	24,627,623	-	11,721,046	644,643,339
2027	644,643,339	26,085,205	-	11,721,046	682,449,590
2028	682,449,590	27,601,236	-	11,721,046	721,771,872
2029	721,771,872	29,178,059	-	11,721,046	762,670,976
2030	762,670,976	30,818,113	-	11,721,046	805,210,136
2031	805,210,136	32,523,933	-	11,721,046	849,455,115
2032	849,455,115	34,298,157	-	11,721,046	895,474,318
2033	895,474,318	25,183,224	(39,900,652)	7,853,101	888,609,991
2034	888,609,991	24,881,080	(122,923,807)	-	790,567,263
2035	790,567,263	22,135,883	(171,342,711)	-	641,360,436
2036	641,360,436	17,958,092	(173,059,018)	-	486,259,510
2037	486,259,510	13,615,266	(137,905,637)	-	361,969,139
2038	361,969,139	10,135,136	(87,396,028)	-	284,708,248
2039	284,708,248	7,971,831	(67,496,004)	-	225,184,074
2040	225,184,074	6,305,154	(44,052,715)	-	187,436,513
2041	187,436,513	5,248,222	(33,973,545)	-	158,711,191
2042	158,711,191	4,443,913	(18,090,185)	-	145,064,919
2043	145,064,919	4,061,818	(3,022,065)	-	146,104,671
2044	146,104,671	4,090,931	(3,121,874)	-	147,073,728
2045	147,073,728	4,118,064	(3,167,122)	-	148,024,671
2046	148,024,671	4,144,691	(3,243,355)	-	148,926,006
2047	148,926,006	4,169,928	(3,322,350)	-	149,773,584
2048	149,773,584	4,193,660	(3,436,509)	-	150,530,735
2049	150,530,735	4,214,861	(3,488,606)	-	151,256,990
2050	151,256,990	4,235,196	(3,576,125)	-	151,916,061
2051	151,916,061	4,253,650	(3,666,644)	-	152,503,066
2052	152,503,066	4,270,086	(3,797,257)	-	152,975,896
2053	152,975,896	4,283,325	(4,641,103)	-	152,618,118
2054	152,618,118	4,273,307	(5,571,842)	-	151,319,583
2055	151,319,583	4,236,948	(5,723,778)	-	149,832,754
2056	149,832,754	4,195,317	(6,350,695)	-	147,677,376
2057	147,677,376	4,134,967	(5,602,493)	-	146,209,850
2058	146,209,850	4,093,876	(7,118,735)	-	143,184,991
2059	143,184,991	4,009,180	(5,917,087)	-	141,277,084
2060	141,277,084	3,955,758	(5,648,874)	-	139,583,968
2061	139,583,968	3,908,351	(6,749,281)	-	136,743,038
2062	136,743,038	3,828,805	(6,941,122)	-	133,630,721
2063	133,630,721	3,741,660	(6,613,311)	-	130,759,070
2064	130,759,070	3,661,254	(7,398,634)	-	127,021,690
2065	127,021,690	3,556,607	(7,556,245)	-	123,022,052
2066	123,022,052	3,444,617	(7,200,314)	-	119,266,355
2067	119,266,355	3,339,458	(8,001,862)	-	114,603,951
2068	114,603,951	3,208,911	(8,298,164)	-	109,514,698
2069	109,514,698	3,066,412	(7,849,815)	-	104,731,295
2070	104,731,295	2,932,476	(8,728,949)	-	98,934,822
2071	98,934,822	2,770,175	(8,988,009)	-	92,716,988
2072	92,716,988	2,596,076	(9,326,712)	-	85,986,351
2073	85,986,351	2,407,618	(9,533,120)	-	78,860,849
2074	78,860,849	2,208,104	(9,819,789)	-	71,249,164
2075	71,249,164	1,994,977	(15,329,709)	-	57,914,432
2076	57,914,432	1,621,604	(10,503,459)	-	49,032,578
2077	49,032,578	1,372,912	(47,439,859)	-	2,965,631
2078	2,965,631	83,038	(3,048,669)	-	0

Xcel Energy
Nuclear Decommissioning Accrual
60-Year Decommissioning Period
DECON Method - No Recasking

Docket No. E002/M-20-___
Schedule E.2
Page 8 of 8

Prairie Island Unit 2

External Levelized

	Beginning Balance	Assumed Interest	Decommissioning Payment	Annuity	Ending Balance
2020	$487,163,479	$9,697,485	$0	$294,670	$497,155,635
2021	497,155,635	19,916,375	-	6,511,608	523,583,618
2022	523,583,618	20,985,054	-	7,358,104	551,926,777
2023	551,926,777	22,113,112	-	7,358,104	581,397,993
2024	581,397,993	23,286,066	-	7,358,104	612,042,164
2025	612,042,164	24,505,704	-	7,358,104	643,905,972
2026	643,905,972	25,773,884	-	7,358,104	677,037,960
2027	677,037,960	27,092,537	-	7,358,104	711,488,602
2028	711,488,602	28,463,673	-	7,358,104	747,310,379
2029	747,310,379	29,889,379	-	7,358,104	784,557,862
2030	784,557,862	31,371,829	-	7,358,104	823,287,796
2031	823,287,796	32,913,281	-	7,358,104	863,559,180
2032	863,559,180	34,516,082	-	7,358,104	905,433,366
2033	905,433,366	36,182,674	-	7,358,104	948,974,145
2034	948,974,145	25,895,155	(16,324,077)	6,107,226	964,652,449
2035	964,652,449	26,238,547	(104,939,464)	-	885,951,532
2036	885,951,532	24,097,882	(170,113,112)	-	739,936,301
2037	739,936,301	20,126,267	(206,964,256)	-	553,098,312
2038	553,098,312	15,044,274	(236,215,176)	-	331,927,410
2039	331,927,410	9,028,426	(77,052,832)	-	263,903,004
2040	263,903,004	7,178,162	(56,360,375)	-	214,720,790
2041	214,720,790	5,840,405	(53,606,976)	-	166,954,219
2042	166,954,219	4,541,155	(24,723,139)	-	146,772,235
2043	146,772,235	3,992,205	(3,004,709)	-	147,759,731
2044	147,759,731	4,019,065	(3,103,932)	-	148,674,864
2045	148,674,864	4,043,956	(3,148,573)	-	149,570,248
2046	149,570,248	4,068,311	(3,224,179)	-	150,414,379
2047	150,414,379	4,091,271	(3,302,525)	-	151,203,125
2048	151,203,125	4,112,725	(3,416,012)	-	151,899,838
2049	151,899,838	4,131,676	(3,467,414)	-	152,564,100
2050	152,564,100	4,149,744	(3,554,213)	-	153,159,630
2051	153,159,630	4,165,942	(3,643,988)	-	153,681,584
2052	153,681,584	4,180,139	(3,773,830)	-	154,087,894
2053	154,087,894	4,191,191	(4,616,878)	-	153,662,206
2054	153,662,206	4,179,612	(5,546,793)	-	152,295,026
2055	152,295,026	4,142,425	(5,697,874)	-	150,739,576
2056	150,739,576	4,100,116	(6,323,907)	-	148,515,785
2057	148,515,785	4,039,629	(5,574,790)	-	146,980,625
2058	146,980,625	3,997,873	(7,090,085)	-	143,888,413
2059	143,888,413	3,913,765	(5,887,457)	-	141,914,721
2060	141,914,721	3,860,080	(5,618,229)	-	140,156,572
2061	140,156,572	3,812,259	(6,717,586)	-	137,251,245
2062	137,251,245	3,733,234	(6,908,339)	-	134,076,139
2063	134,076,139	3,646,871	(6,579,403)	-	131,143,607
2064	131,143,607	3,567,106	(7,363,561)	-	127,347,153
2065	127,347,153	3,463,843	(7,519,966)	-	123,291,030
2066	123,291,030	3,353,516	(7,162,786)	-	119,481,760
2067	119,481,760	3,249,904	(7,963,042)	-	114,768,622
2068	114,768,622	3,121,707	(8,258,005)	-	109,632,324
2069	109,632,324	2,981,999	(7,808,270)	-	104,806,053
2070	104,806,053	2,850,725	(8,685,970)	-	98,970,808
2071	98,970,808	2,692,006	(8,943,545)	-	92,719,269
2072	92,719,269	2,521,964	(9,280,710)	-	85,960,523
2073	85,960,523	2,338,126	(9,485,525)	-	78,813,124
2074	78,813,124	2,143,717	(9,770,545)	-	71,186,296
2075	71,186,296	1,936,267	(15,278,758)	-	57,843,805
2076	57,843,805	1,573,351	(10,450,741)	-	48,966,416
2077	48,966,416	1,331,887	(47,385,311)	-	2,912,991
2078	2,912,991	79,233	(2,992,225)	-	0

Xcel Energy
Nuclear Decommissioning Accrual
100-Year Decommissioning Period
DECON Method

Docket No. E002/M-20-___
Schedule E.3
Page 1 of 17

Proposed

2022 ACCRUAL COMPARISON

	Present	Proposed	Difference
Monticello	$8,507,110	$53,824,542	$45,317,432
Prairie Island Unit 1	12,399,703	29,514,299	17,114,596
Prairie Island Unit 2	6,511,608	23,764,067	17,252,459
TOTAL	$27,418,421	$107,102,909	$79,684,488

Xcel Energy
Nuclear Decommissioning Accrual
100-Year Decommissioning Period
DECON Method

Docket No. E002/M-20-___
Schedule E.3
Page 2 of 17

Proposed

2022 MN RETAIL SUMMARY

	Remaining Life (yrs)	Operational Earnings Rate	Post-Shutdown Earnings Rate	Market Value Balance 6/30/2020	Book Value 6/30/2020	Unrealized Gain/Loss 6/30/2020	Tax-Effect Adjustment	Tax-Adjusted Fund Balance 6/30/2020	2022-2024 Decommissioning Accrual
Monticello	9.67	3.84%	3.66%	$814,968,100	$610,109,002	$204,859,098	$57,032,773	$757,935,327	**$53,824,542**
Prairie Island Unit 1	13.25	4.02%	3.56%	471,960,960	346,629,286	125,331,674	34,892,338	437,068,622	**29,514,299**
Prairie Island Unit 2	14.42	3.99%	3.54%	526,255,835	385,837,890	140,417,945	39,092,356	487,163,479	**23,764,067**
TOTAL DECOMMISSIONING ACCRUAL				**$1,813,184,895**	**$1,342,576,178**	**$470,608,717**	**$131,017,467**	**$1,682,167,428**	**$107,102,909**

INPUT DATA

Escalation Rate (Labor)	3.78%
Escalation Rate (Non-Labor)	2.58%
Escalation Rate (PIIC)	0.00%
Jurisdictional Factor	72.9219%
Tax Rate for tax-effect adjustment	27.84%

Xcel Energy
Nuclear Decommissioning Accrual
100-Year Decommissioning Period
DECON Method

Docket No. E002/M-20-___
Schedule E.3
Page 3 of 17

Proposed

AMOUNT TO RECOVER

	LABOR						NON-LABOR						PIIC Payment						
	Cost Estimate Nominal $s	DOE Reimbursement Estimate Nominal $s	Adjusted Estimate Nominal $s	Jurisdictional Cost in Nominal $s	Escalation Factor	Jurisdictional Cost in Future $'s	Cost Estimate Nominal $s	DOE Reimbursement Estimate Nominal $s	Adjusted Estimate Nominal $s	Jurisdictional Cost in Nominal $s	Escalation Factor	Jurisdictional Cost in Future $'s	Cost Estimate Nominal $s	Jurisdictional Cost in Nominal $s	Escalation Factor	Jurisdictional Cost in Future $'s	Total Cost Estimate Nominal $s	Total Jurisdictional Cost in Nominal $s	Total Jurisdictional Cost in Future $'s
Monticello																			
Factors	*2020*			*72.9219%*	*3.78%*						*2.58%*				*0.00%*				
2030	$22,675,886	$0	$22,675,886	$16,535,687	1.4492	$23,963,517	$9,374,135	$0	$9,374,135	$6,835,797	1.2901	$8,818,862	$0	$0	1.0000	$0	$32,050,021	$23,371,484	$32,782,380
2031	77,872,234	-	77,872,234	56,785,913	1.5040	85,406,013	48,073,591	-	48,073,591	35,056,176	1.3234	46,393,344	0	0	1.0000	0	125,945,826	91,842,089	131,799,357
2032	87,105,040	-	87,105,040	63,518,650	1.5609	99,146,261	136,816,869	-	136,816,869	99,769,461	1.3575	135,437,043	0	0	1.0000	0	223,921,909	163,288,111	234,583,304
2033	97,149,802	-	97,149,802	70,843,481	1.6199	114,759,356	156,137,852	-	156,137,852	113,858,688	1.3926	158,559,609	0	0	1.0000	0	253,287,654	184,702,170	273,318,965
2034	97,504,414	-	97,504,414	71,102,071	1.6811	119,529,692	130,971,769	-	130,971,769	95,507,102	1.4285	136,431,895	0	0	1.0000	0	228,476,182	166,609,173	255,961,587
2035	52,997,671	-	52,997,671	38,646,909	1.7446	67,423,397	22,622,163	-	22,622,163	16,496,511	1.4653	24,172,338	0	0	1.0000	0	75,619,834	55,143,420	91,595,735
2036	37,468,263	-	37,468,263	27,322,569	1.8106	49,470,244	18,557,761	-	18,557,761	13,532,672	1.5032	20,342,312	0	0	1.0000	0	56,026,024	40,855,241	69,812,556
2037	32,364,060	-	32,364,060	23,600,487	1.8790	44,345,316	19,952,696	-	19,952,696	14,549,885	1.5419	22,434,468	0	0	1.0000	0	52,316,756	38,150,372	66,779,784
2038	7,761,335	5,807,500	1,953,835	1,424,774	1.9501	2,778,451	2,505,528	1,838,642	666,886	486,306	1.5817	769,190	0	0	1.0000	0	2,620,721	1,911,080	3,547,641
2039	7,761,335	5,807,500	1,953,835	1,424,774	2.0238	2,883,457	2,505,528	1,838,642	666,886	486,306	1.6225	789,032	0	0	1.0000	0	2,620,721	1,911,080	3,672,488
2040	7,782,550	5,807,500	1,975,050	1,440,244	2.1003	3,024,944	2,512,245	1,838,642	673,603	491,204	1.6644	817,560	0	0	1.0000	0	2,648,652	1,931,448	3,842,504
2041	7,761,335	5,807,500	1,953,835	1,424,774	2.1797	3,105,579	2,505,528	1,838,642	666,886	486,306	1.7073	830,270	0	0	1.0000	0	2,620,721	1,911,080	3,935,849
2042	7,761,335	5,807,500	1,953,835	1,424,774	2.2620	3,222,838	2,505,528	1,838,642	666,886	486,306	1.7514	851,716	0	0	1.0000	0	2,620,721	1,911,080	4,074,554
2043	7,761,335	5,807,500	1,953,835	1,424,774	2.3475	3,344,656	2,505,528	1,838,642	666,886	486,306	1.7966	873,697	0	0	1.0000	0	2,620,721	1,911,080	4,218,354
2044	7,782,550	5,807,500	1,975,050	1,440,244	2.4363	3,508,866	2,512,245	1,838,642	673,603	491,204	1.8429	905,240	0	0	1.0000	0	2,648,652	1,931,448	4,414,106
2045	7,761,335	5,807,500	1,953,835	1,424,774	2.5284	3,602,398	2,505,528	1,838,642	666,886	486,306	1.8905	919,362	0	0	1.0000	0	2,620,721	1,911,080	4,521,759
2046	7,761,335	5,807,500	1,953,835	1,424,774	2.6239	3,738,464	2,505,528	1,838,642	666,886	486,306	1.9392	943,045	0	0	1.0000	0	2,620,721	1,911,080	4,681,508
2047	7,761,335	5,807,500	1,953,835	1,424,774	2.7231	3,879,801	2,505,528	1,838,642	666,886	486,306	1.9893	967,409	0	0	1.0000	0	2,620,721	1,911,080	4,847,210
2048	8,502,036	5,807,500	2,694,536	1,964,907	2.8261	5,553,023	4,670,703	1,838,642	2,832,061	2,065,192	2.0406	4,214,232	0	0	1.0000	0	5,526,596	4,030,099	9,767,254
2049	7,761,335	5,807,500	1,953,835	1,424,774	2.9329	4,178,719	2,505,528	1,838,642	666,886	486,306	2.0932	1,017,936	0	0	1.0000	0	2,620,721	1,911,080	5,196,654
2050	9,380,179	5,807,500	3,572,678	2,605,265	3.0438	7,929,906	7,362,059	1,838,642	5,523,416	4,027,780	2.1472	8,648,450	0	0	1.0000	0	9,096,095	6,633,045	16,578,355
2051	9,380,179	5,807,500	3,572,678	2,605,265	3.1588	8,229,511	7,362,059	1,838,642	5,523,416	4,027,780	2.2026	8,871,589	0	0	1.0000	0	9,096,095	6,633,045	17,101,100
2052	9,401,393	5,807,500	3,593,893	2,620,735	3.2782	8,591,294	7,368,775	1,838,642	5,530,133	4,032,678	2.2595	9,111,836	0	0	1.0000	0	9,124,026	6,653,413	17,703,130
2053	9,380,179	5,807,500	3,572,678	2,605,265	3.4021	8,863,372	7,362,059	1,838,642	5,523,416	4,027,780	2.3178	9,335,589	0	0	1.0000	0	9,096,095	6,633,045	18,198,961
2054	9,380,179	5,807,500	3,572,678	2,605,265	3.5307	9,198,409	7,362,059	1,838,642	5,523,416	4,027,780	2.3776	9,576,450	0	0	1.0000	0	9,096,095	6,633,045	18,774,859
2055	9,380,179	5,807,500	3,572,678	2,605,265	3.6642	9,546,212	7,362,059	1,838,642	5,523,416	4,027,780	2.4389	9,823,353	0	0	1.0000	0	9,096,095	6,633,045	19,369,565
2056	9,401,393	5,807,500	3,593,893	2,620,735	3.8027	9,965,870	7,368,775	1,838,642	5,530,133	4,032,678	2.5018	10,088,954	0	0	1.0000	0	9,124,026	6,653,413	20,054,823
2057	9,380,179	5,807,500	3,572,678	2,605,265	3.9464	10,281,418	7,362,059	1,838,642	5,523,416	4,027,780	2.5664	10,336,895	0	0	1.0000	0	9,096,095	6,633,045	20,618,313
2058	16,568,018	5,807,500	10,760,518	7,846,774	4.0956	32,137,249	28,925,578	1,838,642	27,086,936	19,752,308	2.6326	51,999,926	0	0	1.0000	0	37,847,454	27,599,082	84,137,175
2059	9,380,179	5,807,500	3,572,678	2,605,265	4.2504	11,073,418	7,362,059	1,838,642	5,523,416	4,027,780	2.7005	10,877,020	0	0	1.0000	0	9,096,095	6,633,045	21,950,439
2060	9,401,393	5,807,500	3,593,893	2,620,735	4.4111	11,560,325	7,368,775	1,838,642	5,530,133	4,032,678	2.7702	11,171,325	0	0	1.0000	0	9,124,026	6,653,413	22,731,650
2061	9,380,179	5,807,500	3,572,678	2,605,265	4.5778	11,926,382	7,362,059	1,838,642	5,523,416	4,027,780	2.8416	11,445,340	0	0	1.0000	0	9,096,095	6,633,045	23,371,722
2062	9,380,179	5,807,500	3,572,678	2,605,265	4.7509	12,377,354	7,362,059	1,838,642	5,523,416	4,027,780	2.9150	11,740,979	0	0	1.0000	0	9,096,095	6,633,045	24,118,333
2063	12,974,099	5,807,500	7,166,598	5,226,020	4.9305	25,766,890	18,143,818	1,838,642	16,305,176	11,890,044	2.9902	35,553,610	0	0	1.0000	0	23,471,774	17,116,064	61,320,500
2064	9,401,393	5,807,500	3,593,893	2,620,735	5.1168	13,409,778	7,368,775	1,838,642	5,530,133	4,032,678	3.0673	12,369,433	0	0	1.0000	0	9,124,026	6,653,413	25,779,211
2065	9,380,179	5,807,500	3,572,678	2,605,265	5.3103	13,834,739	7,362,059	1,838,642	5,523,416	4,027,780	3.1465	12,673,410	0	0	1.0000	0	9,096,095	6,633,045	26,508,149
2066	10,098,963	5,807,500	4,291,462	3,129,416	5.5110	17,246,211	9,518,411	1,838,642	7,679,768	5,600,233	3.2276	18,075,312	0	0	1.0000	0	11,971,231	8,729,649	35,321,523
2067	9,380,179	5,807,500	3,572,678	2,605,265	5.7193	14,900,292	7,362,059	1,838,642	5,523,416	4,027,780	3.3109	13,335,577	0	0	1.0000	0	9,096,095	6,633,045	28,235,870
2068	19,464,369	5,807,500	13,656,869	9,958,848	5.9355	59,110,743	37,557,702	1,838,642	35,719,060	26,047,017	3.3963	88,463,484	0	0	1.0000	0	49,375,929	36,005,865	147,574,227
2069	9,380,179	5,807,500	3,572,678	2,605,265	6.1598	16,047,911	7,362,059	1,838,642	5,523,416	4,027,780	3.4840	14,032,786	0	0	1.0000	0	9,096,095	6,633,045	30,080,698
2070	9,380,179	5,807,500	3,572,678	2,605,265	6.3927	16,654,678	7,362,059	1,838,642	5,523,416	4,027,780	3.5738	14,394,481	0	0	1.0000	0	9,096,095	6,633,045	31,049,158
2071	9,380,179	5,807,500	3,572,678	2,605,265	6.6343	17,284,110	7,362,059	1,838,642	5,523,416	4,027,780	3.6660	14,765,842	0	0	1.0000	0	9,096,095	6,633,045	32,049,952
2072	9,401,393	5,807,500	3,593,893	2,620,735	6.8851	18,044,024	7,368,775	1,838,642	5,530,133	4,032,678	3.7606	15,165,289	0	0	1.0000	0	9,124,026	6,653,413	33,209,313
2073	9,380,179	5,807,500	3,572,678	2,605,265	7.1454	18,615,661	7,362,059	1,838,642	5,523,416	4,027,780	3.8576	15,537,565	0	0	1.0000	0	9,096,095	6,633,045	34,153,225
2074	9,380,179	5,807,500	3,572,678	2,605,265	7.4155	19,319,343	7,362,059	1,838,642	5,523,416	4,027,780	3.9572	15,938,732	0	0	1.0000	0	9,096,095	6,633,045	35,258,074
2075	9,380,179	5,807,500	3,572,678	2,605,265	7.6958	20,049,598	7,362,059	1,838,642	5,523,416	4,027,780	4.0593	16,349,968	0	0	1.0000	0	9,096,095	6,633,045	36,399,566
2076	9,401,393	5,807,500	3,593,893	2,620,735	7.9867	20,931,025	7,368,775	1,838,642	5,530,133	4,032,678	4.1640	16,792,071	0	0	1.0000	0	9,124,026	6,653,413	37,723,097
2077	9,380,179	5,807,500	3,572,678	2,605,265	8.2886	21,594,000	7,362,059	1,838,642	5,523,416	4,027,780	4.2714	17,204,260	0	0	1.0000	0	9,096,095	6,633,045	38,798,260
2078	9,380,179	5,807,500	3,572,678	2,605,265	8.6019	22,410,229	7,362,059	1,838,642	5,523,416	4,027,780	4.3816	17,648,122	0	0	1.0000	0	9,096,095	6,633,045	40,058,351
2079	9,380,179	5,807,500	3,572,678	2,605,265	8.9270	23,257,201	7,362,059	1,838,642	5,523,416	4,027,780	4.4947	18,103,664	0	0	1.0000	0	9,096,095	6,633,045	41,360,864
2080	9,401,393	5,807,500	3,593,893	2,620,735	9.2645	24,279,801	7,368,775	1,838,642	5,530,133	4,032,678	4.6106	18,593,065	0	0	1.0000	0	9,124,026	6,653,413	42,872,866
2081	9,380,179	5,807,500	3,572,678	2,605,265	9.6147	25,048,841	7,362,059	1,838,642	5,523,416	4,027,780	4.7296	19,049,789	0	0	1.0000	0	9,096,095	6,633,045	44,098,631
2082	9,380,179	5,807,500	3,572,678	2,605,265	9.9781	25,995,595	7,362,059	1,838,642	5,523,416	4,027,780	4.8516	19,541,178	0	0	1.0000	0	9,096,095	6,633,045	45,536,773
2083	9,380,179	5,807,500	3,572,678	2,605,265	10.3553	26,978,301	7,362,059	1,838,642	5,523,416	4,027,780	4.9768	20,045,456	0	0	1.0000	0	9,096,095	6,633,045	47,023,757
2084	34,558,832	5,807,500	28,751,332	20,966,018	10.7467	225,315,502	82,841,092	1,838,642	81,002,450	59,068,526	5.1052	301,556,637	0	0	1.0000	0	109,753,782	80,034,543	526,872,139
2085	9,380,179	5,807,500	3,572,678	2,605,265	11.1529	29,056,260	7,362,059	1,838,642	5,523,416	4,027,780	5.2369	21,093,082	0	0	1.0000	0	9,096,095	6,633,045	50,149,342
2086	9,380,179	5,807,500	3,572,678	2,605,265	11.5745	30,154,640	7,362,059	1,838,642	5,523,416	4,027,780	5.3720	21,637,235	0	0	1.0000	0	9,096,095	6,633,045	51,791,875
2087	9,380,179	5,807,500	3,572,678	2,605,265	12.0120	31,294,443	7,362,059	1,838,642	5,523,416	4,027,780	5.5106	22,195,485	0	0	1.0000	0	9,096,095	6,633,045	53,489,929
2088	10,120,879	5,807,500	4,313,379	3,145,398	12.4661	39,210,846	9,527,233	1,838,642	7,688,591	5,606,667	5.6528	31,693,365	0	0	1.0000	0	12,001,970	8,752,065	70,904,210
2089	9,380,179	5,807,500	3,572,678	2,605,265	12.9373	33,705,095	7,362,059	1,838,642	5,523,416	4,027,780	5.7986	23,355,486	0	0	1.0000	0	9,096,095	6,633,045	57,060,581
2090	9,380,179	5,807,500	3,572,678	2,605,265	13.4263	34,979,070	7,362,059	1,838,642	5,523,416	4,027,780	5.9482	23,958,042	0	0	1.0000	0	9,096,095	6,633,045	58,937,112
2091	9,380,179	5,807,500	3,572,678	2,605,265	13.9338	36,301,242	7,362,059	1,838,642	5,523,416	4,027,780	6.1017	24,576,306	0	0	1.0000	0	9,096,095	6,633,045	60,877,548
2092	10,121,293	5,807,500	4,313,793	3,145,700	14.4605	45,488,393	9,528,475	1,838,642	7,689,833	5,607,572	6.2591	35,098,356	0	0	1.0000	0	12,003,626	8,753,272	80,586,749
2093	10,640,004	5,807,500	4,832,503	3,523,953	15.0071	52,884,320	11,141,534	1,838,642	9,302,891	6,783,845	6.4206	43,556,356	0	0	1.0000	0	14,135,395	10,307,798	96,440,676
2094	9,560,154	5,807,500	3,752,653	2,736,506	15.5744	42,619,442	7,901,984	1,838,642	6,063,341	4,421,504	6.5863	29,121,350	0	0	1.0000	0	9,815,995	7,158,010	71,740,792
2095	10,460,029	5,807,500	4,652,528	3,392,712	16.1631	54,836,746	10,601,609	1,838,642	8,762,966	6,390,122	6.7562	43,172,939	0	0	1.0000	0	13,415,495	9,782,834	98,009,685
2096	10,841,193	5,807,500	5,033,693	3,670,665	16.7741	61,572,096	11,688,175	1,838,642	9,849,533	7,182,467	6.9305	49,778,085	0	0	1.0000	0	14,883,226	10,853,131	111,350,181
2097	7,743,348	5,807,500	1,935,848	1,411,657	17.4081	24,574,267	2,451,567	1,838,642	612,925	446,956	7.1093	3,177,547	0	0	1.0000	0	2,548,773	1,858,613	27,751,814
2098	7,743,348	5,807,500	1,935,848	1,411,657	18.0662	25,503,279	2,451,567	1,838,642	612,925	446,956	7.2927	3,259,518	0	0	1.0000	0	2,548,773	1,858,613	28,762,797
2099	7,743,348	5,807,500	1,935,848	1,411,657	18.7491	26,467,299	2,451,567	1,838,642	612,925	446,956	7.4809	3,343,635	0	0	1.0000	0	2,548,773	1,858,613	29,810,935

Xcel Energy
Nuclear Decommissioning Accrual
100-Year Decommissioning Period
DECON Method

Docket No. E002/M-20-___
Schedule E.3
Page 4 of 17

Proposed

AMOUNT TO RECOVER

	LABOR						NON-LABOR						PIIC Payment						
	Cost Estimate Nominal $s	DOE Reimbursement Estimate Nominal $s	Adjusted Estimate Nominal $s	Jurisdictional Cost in Nominal $s	Escalation Factor	Jurisdictional Cost in Future $'s	Cost Estimate Nominal $s	DOE Reimbursement Estimate Nominal $s	Adjusted Estimate Nominal $s	Jurisdictional Cost in Nominal $s	Escalation Factor	Jurisdictional Cost in Future $'s	Cost Estimate Nominal $s	Jurisdictional Cost in Nominal $s	Escalation Factor	Jurisdictional Cost in Future $'s	Total Cost Estimate Nominal $s	Total Jurisdictional Cost in Nominal $s	Total Jurisdictional Cost in Future $'s
2100	7,743,348	5,807,500	1,935,848	1,411,657	19.4578	27,467,741	2,451,567	1,838,642	612,925	446,956	7.6739	3,429,898	0	0	1.0000	0	2,548,773	1,858,613	30,897,639
2101	7,743,348	5,807,500	1,935,848	1,411,657	20.1933	28,506,015	2,451,567	1,838,642	612,925	446,956	7.8719	3,518,395	0	0	1.0000	0	2,548,773	1,858,613	32,024,410
2102	7,743,348	5,807,500	1,935,848	1,411,657	20.9566	29,583,532	2,451,567	1,838,642	612,925	446,956	8.0750	3,609,172	0	0	1.0000	0	2,548,773	1,858,613	33,192,705
2103	7,743,348	5,807,500	1,935,848	1,411,657	21.7488	30,701,847	2,451,567	1,838,642	612,925	446,956	8.2833	3,702,273	0	0	1.0000	0	2,548,773	1,858,613	34,404,120
2104	7,764,563	5,807,500	1,957,063	1,427,127	22.5709	32,211,545	2,458,284	1,838,642	619,641	451,854	8.4970	3,839,405	0	0	1.0000	0	2,576,704	1,878,981	36,050,950
2105	7,743,348	5,807,500	1,935,848	1,411,657	23.4240	33,066,655	2,451,567	1,838,642	612,925	446,956	8.7162	3,895,761	0	0	1.0000	0	2,548,773	1,858,613	36,962,416
2106	7,743,348	5,807,500	1,935,848	1,411,657	24.3095	34,316,677	2,451,567	1,838,642	612,925	446,956	8.9411	3,996,281	0	0	1.0000	0	2,548,773	1,858,613	38,312,958
2107	7,743,348	5,807,500	1,935,848	1,411,657	25.2284	35,613,849	2,451,567	1,838,642	612,925	446,956	9.1718	4,099,394	0	0	1.0000	0	2,548,773	1,858,613	39,713,243
2108	14,952,403	5,807,500	9,144,902	6,668,636	26.1820	174,598,240	24,021,803	1,838,642	22,183,160	16,176,382	9.4084	152,193,873	0	0	1.0000	0	31,328,063	22,845,019	326,792,114
2109	7,743,348	5,807,500	1,935,848	1,411,657	27.1717	38,357,122	2,451,567	1,838,642	612,925	446,956	9.6512	4,313,665	0	0	1.0000	0	2,548,773	1,858,613	42,670,787
2110	7,743,348	5,807,500	1,935,848	1,411,657	28.1988	39,807,035	2,451,567	1,838,642	612,925	446,956	9.9002	4,424,957	0	0	1.0000	0	2,548,773	1,858,613	44,231,992
2111	7,743,348	5,807,500	1,935,848	1,411,657	29.2647	41,311,720	2,451,567	1,838,642	612,925	446,956	10.1556	4,539,110	0	0	1.0000	0	2,548,773	1,858,613	45,850,830
2112	7,764,563	5,807,500	1,957,063	1,427,127	30.3709	43,343,137	2,458,284	1,838,642	619,641	451,854	10.4176	4,707,236	0	0	1.0000	0	2,576,704	1,878,981	48,050,373
2113	11,337,268	5,807,500	5,529,768	4,032,412	31.5189	127,097,181	13,233,326	1,838,642	11,394,684	8,309,220	10.6864	88,795,651	0	0	1.0000	0	16,924,452	12,341,632	215,892,833
2114	7,743,348	5,807,500	1,935,848	1,411,657	32.7103	46,175,726	2,451,567	1,838,642	612,925	446,956	10.9621	4,899,580	0	0	1.0000	0	2,548,773	1,858,613	51,075,306
2115	7,743,348	5,807,500	1,935,848	1,411,657	33.9468	47,921,240	2,451,567	1,838,642	612,925	446,956	11.2449	5,025,979	0	0	1.0000	0	2,548,773	1,858,613	52,947,219
2116	8,483,347	5,807,500	2,675,847	1,951,278	35.2299	68,743,333	4,614,635	1,838,642	2,775,993	2,024,307	11.5350	23,350,381	0	0	1.0000	0	5,451,840	3,975,585	92,093,714
2117	7,743,348	5,807,500	1,935,848	1,411,657	36.5616	51,612,441	2,451,567	1,838,642	612,925	446,956	11.8326	5,288,655	0	0	1.0000	0	2,548,773	1,858,613	56,901,096
2118	18,325,261	5,807,500	12,517,761	9,128,189	37.9437	346,357,271	34,197,306	1,838,642	32,358,664	23,596,553	12.1379	286,412,596	0	0	1.0000	0	44,876,425	32,724,742	632,769,867
2119	8,366,073	5,807,500	2,558,573	1,865,760	39.3779	73,469,709	4,319,742	1,838,642	2,481,100	1,809,265	12.4511	22,527,340	0	0	1.0000	0	5,039,673	3,675,025	95,997,049
2120	8,283,500	5,807,500	2,476,000	1,805,546	40.8664	73,786,176	4,015,096	1,838,642	2,176,454	1,587,111	12.7723	20,271,064	0	0	1.0000	0	4,652,454	3,392,658	94,057,240
2121	8,262,286	5,807,500	2,454,785	1,790,076	42.4112	75,919,277	4,008,379	1,838,642	2,169,737	1,582,214	13.1018	20,729,846	0	0	1.0000	0	4,624,523	3,372,290	96,649,123
2122	8,262,286	5,807,500	2,454,785	1,790,076	44.0143	78,788,949	4,008,379	1,838,642	2,169,737	1,582,214	13.4399	21,264,792	0	0	1.0000	0	4,624,523	3,372,290	100,053,741
2123	8,366,073	5,807,500	2,558,573	1,865,760	45.6781	85,224,370	4,319,742	1,838,642	2,481,100	1,809,265	13.7866	24,943,613	0	0	1.0000	0	5,039,673	3,675,025	110,167,983
2124	8,283,500	5,807,500	2,476,000	1,805,546	47.4047	85,591,379	4,015,096	1,838,642	2,176,454	1,587,111	14.1423	22,445,406	0	0	1.0000	0	4,652,454	3,392,658	108,036,786
2125	8,262,286	5,807,500	2,454,785	1,790,076	49.1966	88,065,660	4,008,379	1,838,642	2,169,737	1,582,214	14.5072	22,953,489	0	0	1.0000	0	4,624,523	3,372,290	111,019,149
2126	8,262,286	5,807,500	2,454,785	1,790,076	51.0562	91,394,486	4,008,379	1,838,642	2,169,737	1,582,214	14.8815	23,545,711	0	0	1.0000	0	4,624,523	3,372,290	114,940,197
2127	8,366,073	5,807,500	2,558,573	1,865,760	52.9861	98,859,344	4,319,742	1,838,642	2,481,100	1,809,265	15.2654	27,619,154	0	0	1.0000	0	5,039,673	3,675,025	126,478,498
2128	9,002,986	5,807,500	3,195,486	2,330,209	54.9890	128,135,869	6,173,554	1,838,642	4,334,912	3,161,100	15.6593	49,500,613	0	0	1.0000	0	7,530,398	5,491,309	177,636,481
2129	8,262,286	5,807,500	2,454,785	1,790,076	57.0676	102,155,349	4,008,379	1,838,642	2,169,737	1,582,214	16.0633	25,415,571	0	0	1.0000	0	4,624,523	3,372,290	127,570,921
2130	7,898,442	5,807,500	2,090,941	1,524,754	59.2248	90,303,265	9,382,365	1,838,642	7,543,723	5,501,026	16.4777	90,644,258	0	0	1.0000	0	9,634,664	7,025,780	180,947,524
2131	1,934,862	5,807,500	(3,872,638)	(2,824,001)	61.4635	(173,573,015)	5,233,607	1,838,642	3,394,965	2,475,673	16.9028	41,845,801	0	0	1.0000	0	(477,674)	(348,329)	(131,727,214)
	$1,386,633,207	$545,905,026	$840,728,182	$613,074,964		$4,228,200,747	$1,259,238,069	$172,832,369	$1,086,405,700	$792,227,678		$2,881,471,706	$0	$0		$0	$1,927,133,882	$1,405,302,642	$7,109,672,452

Xcel Energy
Nuclear Decommissioning Accrual
100-Year Decommissioning Period
DECON Method

Docket No. E002/M-20-___
Schedule E.3
Page 5 of 17

Proposed

AMOUNT TO RECOVER

	LABOR						NON-LABOR						PIIC Payment						
	Cost Estimate Nominal $s	DOE Reimbursement Estimate Nominal $s	Adjusted Estimate Nominal $s	Jurisdictional Cost in Nominal $s	Escalation Factor	Jurisdictional Cost in Future $'s	Cost Estimate Nominal $s	DOE Reimbursement Estimate Nominal $s	Adjusted Estimate Nominal $s	Jurisdictional Cost in Nominal $s	Escalation Factor	Jurisdictional Cost in Future $'s	Cost Estimate Nominal $s	Jurisdictional Cost in Nominal $s	Escalation Factor	Jurisdictional Cost in Future $'s	Total Cost Estimate Nominal $s	Total Jurisdictional Cost in Nominal $s	Total Jurisdictional Cost in Future $'s
Prairie Island Unit 1																			
Factors	*2020*			*72.9219%*	*3.78%*						*2.58%*				*0.00%*				
2033	$23,781,621	$0	$23,781,621	17,342,010	1.6199	$28,092,322	$10,730,367	$0	$10,730,367	$7,824,788	1.3926	$10,896,799	$1,250,000	$911,524	1.0000	$911,524	$35,761,989	26,078,322	$39,900,645
2034	67,414,165	-	67,414,165	49,159,690	1.6811	82,642,355	37,794,291	-	37,794,291	27,560,315	1.4285	39,369,910	1,250,000	911,524	1.0000	911,524	106,458,456	77,631,529	122,923,789
2035	68,590,728	-	68,590,728	50,017,662	1.7446	87,260,813	77,836,645	-	77,836,645	56,759,960	1.4653	83,170,370	1,250,000	911,524	1.0000	911,524	147,677,372	107,689,146	171,342,706
2036	64,616,422	-	64,616,422	47,119,523	1.8106	85,314,608	81,274,975	-	81,274,975	59,267,256	1.5032	89,090,539	1,250,000	911,524	1.0000	911,524	147,141,397	107,298,302	175,316,670
2037	46,367,050	-	46,367,050	33,811,734	1.8790	63,532,248	68,950,805	-	68,950,805	50,280,237	1.5419	77,527,098	1,250,000	911,524	1.0000	911,524	116,567,855	85,003,495	141,970,869
2038	26,102,517	-	26,102,517	19,034,451	1.9501	37,119,083	44,888,187	-	44,888,187	32,733,319	1.5817	51,774,290	1,250,000	911,524	1.0000	911,524	72,240,703	52,679,293	89,804,897
2039	33,734,614	-	33,734,614	24,599,921	2.0238	49,785,321	14,198,586	-	14,198,586	10,353,879	1.6225	16,799,168	1,250,000	911,524	1.0000	911,524	49,183,200	35,865,324	67,496,013
2040	20,721,562	-	20,721,562	15,110,557	2.1003	31,736,703	9,470,370	-	9,470,370	6,905,974	1.6644	11,494,303	1,250,000	911,524	1.0000	911,524	31,441,932	22,928,054	44,142,529
2041	15,615,259	2,964,152	12,651,106	9,225,427	2.1797	20,108,663	11,497,230	1,606,902	9,890,328	7,212,215	1.7073	12,313,415	1,250,000	911,524	1.0000	911,524	23,791,434	17,349,166	33,333,602
2042	9,448,219	2,964,152	6,484,066	4,728,304	2.2620	10,695,424	6,550,324	1,606,902	4,943,422	3,604,837	1.7514	6,313,512	1,250,000	911,524	1.0000	911,524	12,677,488	9,244,665	17,920,460
2043	3,952,203	2,964,152	988,051	720,506	2.3475	1,691,387	2,141,682	1,606,902	534,779	389,971	1.7966	700,622	1,250,000	911,524	1.0000	911,524	2,772,830	2,022,001	3,303,533
2044	3,963,031	2,964,152	998,879	728,402	2.4363	1,774,605	2,150,974	1,606,902	544,072	396,747	1.8429	731,166	1,250,000	911,524	1.0000	911,524	2,792,951	2,036,673	3,417,294
2045	5,466,341	2,964,152	2,502,189	1,824,644	2.5284	4,613,429	6,684,095	1,606,902	5,077,193	3,702,386	1.8905	6,999,360	1,250,000	911,524	1.0000	911,524	8,829,382	6,438,553	12,524,313
2046	4,961,629	2,964,152	1,997,476	1,456,598	2.6239	3,821,967	5,169,957	1,606,902	3,563,055	2,598,247	1.9392	5,038,521	1,250,000	911,524	1.0000	911,524	6,810,531	4,966,369	9,772,012
2047	4,961,629	2,964,152	1,997,476	1,456,598	2.7231	3,966,461	5,169,957	1,606,902	3,563,055	2,598,247	1.9893	5,168,694	1,250,000	911,524	1.0000	911,524	6,810,531	4,966,369	10,046,679
2048	3,963,031	2,964,152	998,879	728,402	2.8261	2,058,536	2,150,974	1,606,902	544,072	396,747	2.0406	809,603	1,250,000	911,524	1.0000	911,524	2,792,951	2,036,673	3,779,662
2049	4,961,629	2,964,152	1,997,476	1,456,598	2.9329	4,272,055	5,169,957	1,606,902	3,563,055	2,598,247	2.0932	5,438,652	1,250,000	911,524	1.0000	911,524	6,810,531	4,966,369	10,622,231
2050	5,466,341	2,964,152	2,502,189	1,824,644	3.0438	5,553,851	6,684,095	1,606,902	5,077,193	3,702,386	2.1472	7,949,762	1,250,000	911,524	1.0000	911,524	8,829,382	6,438,553	14,415,137
2051	5,411,566	2,964,152	2,447,414	1,784,701	3.1588	5,637,512	6,519,770	1,606,902	4,912,868	3,582,556	2.2026	7,890,939	1,250,000	911,524	1.0000	911,524	8,610,281	6,278,781	14,439,975
2052	5,477,169	2,964,152	2,513,017	1,832,540	3.2782	6,007,432	6,693,388	1,606,902	5,086,485	3,709,162	2.2595	8,380,851	1,250,000	911,524	1.0000	911,524	8,849,502	6,453,225	15,299,806
2053	3,952,203	2,964,152	988,051	720,506	3.4021	2,451,232	2,141,682	1,606,902	534,779	389,971	2.3178	903,875	1,250,000	911,524	1.0000	911,524	2,772,830	2,022,001	4,266,631
2054	3,952,203	2,964,152	988,051	720,506	3.5307	2,543,889	2,141,682	1,606,902	534,779	389,971	2.3776	927,195	1,250,000	911,524	1.0000	911,524	2,772,830	2,022,001	4,382,608
2055	5,466,341	2,964,152	2,502,189	1,824,644	3.6642	6,685,860	6,684,095	1,606,902	5,077,193	3,702,386	2.4389	9,029,748	1,250,000	911,524	1.0000	911,524	8,829,382	6,438,553	16,627,132
2056	4,972,457	2,964,152	2,008,304	1,464,494	3.8027	5,569,030	5,179,250	1,606,902	3,572,347	2,605,024	2.5018	6,517,248	1,250,000	911,524	1.0000	911,524	6,830,652	4,981,041	12,997,802
2057	4,961,629	2,964,152	1,997,476	1,456,598	3.9464	5,748,317	5,169,957	1,606,902	3,563,055	2,598,247	2.5664	6,668,142	1,250,000	911,524	1.0000	911,524	6,810,531	4,966,369	13,327,983
2058	3,952,203	2,964,152	988,051	720,506	4.0956	2,950,903	2,141,682	1,606,902	534,779	389,971	2.6326	1,026,638	1,250,000	911,524	1.0000	911,524	2,772,830	2,022,001	4,889,065
2059	4,906,854	2,964,152	1,942,701	1,416,655	4.2504	6,021,349	5,005,632	1,606,902	3,398,730	2,478,418	2.7005	6,692,968	1,250,000	911,524	1.0000	911,524	6,591,431	4,806,597	13,625,841
2060	4,972,457	2,964,152	2,008,304	1,464,494	4.4111	6,460,028	5,179,250	1,606,902	3,572,347	2,605,024	2.7702	7,216,436	1,250,000	911,524	1.0000	911,524	6,830,652	4,981,041	14,587,988
2061	4,961,629	2,964,152	1,997,476	1,456,598	4.5778	6,668,013	5,169,957	1,606,902	3,563,055	2,598,247	2.8416	7,383,180	1,250,000	911,524	1.0000	911,524	6,810,531	4,966,369	14,962,717
2062	3,952,203	2,964,152	988,051	720,506	4.7509	3,423,050	2,141,682	1,606,902	534,779	389,971	2.9150	1,136,766	1,250,000	911,524	1.0000	911,524	2,772,830	2,022,001	5,471,340
2063	6,980,479	2,964,152	4,016,327	2,928,782	4.9305	14,440,359	11,226,509	1,606,902	9,619,607	7,014,800	2.9902	20,975,655	1,250,000	911,524	1.0000	911,524	14,885,934	10,855,106	36,327,538
2064	5,927,107	2,964,152	2,962,954	2,160,643	5.1168	11,055,576	8,043,200	1,606,902	6,436,298	4,693,471	3.0673	14,396,282	1,250,000	911,524	1.0000	911,524	10,649,252	7,765,637	26,363,383
2065	4,961,629	2,964,152	1,997,476	1,456,598	5.3103	7,734,971	5,169,957	1,606,902	3,563,055	2,598,247	3.1465	8,175,386	1,250,000	911,524	1.0000	911,524	6,810,531	4,966,369	16,821,880
2066	3,952,203	2,964,152	988,051	720,506	5.5110	3,970,706	2,141,682	1,606,902	534,779	389,971	3.2276	1,258,671	1,250,000	911,524	1.0000	911,524	2,772,830	2,022,001	6,140,901
2067	3,952,203	2,964,152	988,051	720,506	5.7193	4,120,788	2,141,682	1,606,902	534,779	389,971	3.3109	1,291,156	1,250,000	911,524	1.0000	911,524	2,772,830	2,022,001	6,323,467
2068	5,981,882	2,964,152	3,017,730	2,200,586	5.9355	13,061,577	8,207,526	1,606,902	6,600,623	4,813,300	3.3963	16,347,410	1,250,000	911,524	1.0000	911,524	10,868,353	7,925,409	30,320,511
2069	5,466,341	2,964,152	2,502,189	1,824,644	6.1598	11,239,440	6,684,095	1,606,902	5,077,193	3,702,386	3.4840	12,899,111	1,250,000	911,524	1.0000	911,524	8,829,382	6,438,553	25,050,076
2070	3,952,203	2,964,152	988,051	720,506	6.3927	4,605,976	2,141,682	1,606,902	534,779	389,971	3.5738	1,393,679	1,250,000	911,524	1.0000	911,524	2,772,830	2,022,001	6,911,179
2071	3,952,203	2,964,152	988,051	720,506	6.6343	4,780,050	2,141,682	1,606,902	534,779	389,971	3.6660	1,429,634	1,250,000	911,524	1.0000	911,524	2,772,830	2,022,001	7,121,208
2072	6,431,819	2,964,152	3,467,667	2,528,689	6.8851	17,410,275	9,557,338	1,606,902	7,950,436	5,797,609	3.7606	21,802,488	1,250,000	911,524	1.0000	911,524	12,668,103	9,237,821	40,124,286
2073	3,952,203	2,964,152	988,051	720,506	7.1454	5,148,301	2,141,682	1,606,902	534,779	389,971	3.8576	1,504,353	1,250,000	911,524	1.0000	911,524	2,772,830	2,022,001	7,564,177
2074	3,952,203	2,964,152	988,051	720,506	7.4155	5,342,909	2,141,682	1,606,902	534,779	389,971	3.9572	1,543,194	1,250,000	911,524	1.0000	911,524	2,772,830	2,022,001	7,797,627
2075	6,835,510	2,964,152	3,871,357	2,823,067	7.6958	21,725,761	10,791,600	1,606,902	9,184,698	6,697,656	4.0593	27,187,796	1,250,000	911,524	1.0000	911,524	14,306,055	10,432,247	49,825,080
2076	3,963,031	2,964,152	998,879	728,402	7.9867	5,817,525	2,150,974	1,606,902	544,072	396,747	4.1640	1,652,056	1,250,000	911,524	1.0000	911,524	2,792,951	2,036,673	8,381,104
2077	3,952,203	2,964,152	988,051	720,506	8.2886	5,971,983	2,141,682	1,606,902	534,779	389,971	4.2714	1,665,723	1,250,000	911,524	1.0000	911,524	2,772,830	2,022,001	8,549,229
2078	6,475,767	2,964,152	3,511,614	2,560,736	8.6019	22,027,194	9,712,371	1,606,902	8,105,469	5,910,662	4.3816	25,898,156	1,250,000	911,524	1.0000	911,524	12,867,083	9,382,921	48,836,873
2079	3,952,203	2,964,152	988,051	720,506	8.9270	6,431,953	2,141,682	1,606,902	534,779	389,971	4.4947	1,752,803	1,250,000	911,524	1.0000	911,524	2,772,830	2,022,001	9,096,281
2080	3,963,031	2,964,152	998,879	728,402	9.2645	6,748,276	2,150,974	1,606,902	544,072	396,747	4.6106	1,829,243	1,250,000	911,524	1.0000	911,524	2,792,951	2,036,673	9,489,043
2081	3,952,203	2,964,152	988,051	720,506	9.6147	6,927,445	2,141,682	1,606,902	534,779	389,971	4.7296	1,844,408	1,250,000	911,524	1.0000	911,524	2,772,830	2,022,001	9,683,377
2082	6,366,216	2,964,152	3,402,064	2,480,850	9.9781	24,754,166	9,383,720	1,606,902	7,776,818	5,671,003	4.8516	27,513,440	1,250,000	911,524	1.0000	911,524	12,428,882	9,063,377	53,179,130
2083	3,952,203	2,964,152	988,051	720,506	10.3553	7,461,052	2,141,682	1,606,902	534,779	389,971	4.9768	1,940,809	1,250,000	911,524	1.0000	911,524	2,772,830	2,022,001	10,313,384
2084	3,963,031	2,964,152	998,879	728,402	10.7467	7,827,913	2,150,974	1,606,902	544,072	396,747	5.1052	2,025,474	1,250,000	911,524	1.0000	911,524	2,792,951	2,036,673	10,764,911
2085	3,952,203	2,964,152	988,051	720,506	11.1529	8,035,727	2,141,682	1,606,902	534,779	389,971	5.2369	2,042,240	1,250,000	911,524	1.0000	911,524	2,772,830	2,022,001	10,989,491
2086	3,952,203	2,964,152	988,051	720,506	11.5745	8,339,492	2,141,682	1,606,902	534,779	389,971	5.3720	2,094,925	1,250,000	911,524	1.0000	911,524	2,772,830	2,022,001	11,345,941
2087	3,952,203	2,964,152	988,051	720,506	12.0120	8,654,713	2,141,682	1,606,902	534,779	389,971	5.5106	2,148,975	1,250,000	911,524	1.0000	911,524	2,772,830	2,022,001	11,715,212
2088	19,159,622	2,964,152	16,195,469	11,810,044	12.4661	147,225,187	51,280,067	1,606,902	49,673,165	36,222,616	5.6528	204,759,202	1,250,000	911,524	1.0000	911,524	67,118,634	48,944,183	352,895,913
2089	3,952,203	2,964,152	988,051	720,506	12.9373	9,321,397	2,141,682	1,606,902	534,779	389,971	5.7986	2,261,287	1,250,000	911,524	1.0000	911,524	2,772,830	2,022,001	12,494,208
2090	3,952,203	2,964,152	988,051	720,506	13.4263	9,673,724	2,141,682	1,606,902	534,779	389,971	5.9482	2,319,627	1,250,000	911,524	1.0000	911,524	2,772,830	2,022,001	12,904,875
2091	3,952,203	2,964,152	988,051	720,506	13.9338	10,039,381	2,141,682	1,606,902	534,779	389,971	6.1017	2,379,487	1,250,000	911,524	1.0000	911,524	2,772,830	2,022,001	13,330,392
2092	3,963,031	2,964,152	998,879	728,402	14.4605	10,533,051	2,150,974	1,606,902	544,072	396,747	6.2591	2,483,281	1,250,000	911,524	1.0000	911,524	2,792,951	2,036,673	13,927,855
2093	4,055,991	2,964,152	1,091,839	796,189	15.0071	11,948,494	2,453,044	1,606,902	846,142	617,023	6.4206	3,961,656	1,250,000	911,524	1.0000	911,524	3,187,980	2,324,736	16,821,673
2094	4,211,672	2,964,152	1,247,520	909,715	15.5744	14,168,267	2,920,088	1,606,902	1,313,185	957,600	6.5863	6,307,040	1,250,000	911,524	1.0000	911,524	3,810,705	2,778,839	21,386,831
2095	5,730,397	2,964,152	2,766,244	2,017,198	16.1631	32,604,173	7,476,262	1,606,902	5,869,360	4,280,048	6.7562	28,916,864	1,250,000	911,524	1.0000	911,524	9,885,604	7,208,770	62,432,561
2096	5,286,877	2,964,152	2,322,725	1,693,775	16.7741	28,411,550	6,122,511	1,606,902	4,515,608	3,292,867	6.9305	22,821,218	1,250,000	911,524	1.0000	911,524	8,088,333	5,898,166	52,144,291
2097	5,120,368	2,964,152	2,156,215	1,572,353	17.4081	27,371,683	5,646,175	1,606,902	4,039,272	2,945,514	7.1093	20,940,544	1,250,000	911,524	1.0000	911,524	7,445,488	5,429,391	49,223,750
2098	4,315,460	2,964,152	1,351,307	985,399	18.0662	17,802,415	3,231,450	1,606,902	1,624,548	1,184,651	7.2927	8,639,306	1,250,000	911,524	1.0000	911,524	4,225,855	3,081,574	27,353,245
2099	5,120,368	2,964,152	2,156,215	1,572,353	18.7491	29,480,208	5,646,175	1,606,902	4,039,272	2,945,514	7.4809	22,035,097	1,250,000	911,524	1.0000	911,524	7,445,488	5,429,391	52,426,829
2100	5,574,716	2,964,152	2,610,563	1,903,672	19.4578	37,041,275	7,009,218	1,606,902	5,402,316	3,939,471	7.6739	30,231,109	1,250,000	911,524	1.0000	911,524	9,262,879	6,754,667	68,183,908
2101	5,730,397	2,964,152	2,766,244	2,017,198	20.1933	40,733,885	7,476,262	1,606,902	5,869,360	4,280,048	7.8719	33,692,114	1,250,000	911,524	1.0000	911,524	9,885,604	7,208,770	75,337,522

Xcel Energy
Nuclear Decommissioning Accrual
100-Year Decommissioning Period
DECON Method

Docket No. E002/M-20-___
Schedule E.3
Page 6 of 17

Proposed

AMOUNT TO RECOVER

	LABOR						NON-LABOR						PIIC Payment						
	Cost Estimate Nominal $s	DOE Reimbursement Estimate Nominal $s	Adjusted Estimate Nominal $s	Jurisdictional Cost in Nominal $s	Escalation Factor	Jurisdictional Cost in Future $'s	Cost Estimate Nominal $s	DOE Reimbursement Estimate Nominal $s	Adjusted Estimate Nominal $s	Jurisdictional Cost in Nominal $s	Escalation Factor	Jurisdictional Cost in Future $'s	Cost Estimate Nominal $s	Jurisdictional Cost in Nominal $s	Escalation Factor	Jurisdictional Cost in Future $'s	Total Cost Estimate Nominal $s	Total Jurisdictional Cost in Nominal $s	Total Jurisdictional Cost in Future $'s
2102	5,730,397	2,964,152	2,766,244	2,017,198	20.9566	42,273,612	7,476,262	1,606,902	5,869,360	4,280,048	8.0750	34,561,392	1,250,000	911,524	1.0000	911,524	9,885,604	7,208,770	77,746,527
2103	4,107,885	2,964,152	1,143,732	834,031	21.7488	18,139,180	2,608,725	1,606,902	1,001,823	730,548	8.2833	6,051,351	1,250,000	911,524	1.0000	911,524	3,395,555	2,476,103	25,102,055
2104	4,170,606	2,964,152	1,206,454	879,769	22.5709	19,857,182	2,773,699	1,606,902	1,166,797	850,850	8.4970	7,229,674	1,250,000	911,524	1.0000	911,524	3,623,251	2,642,143	27,998,380
2105	5,678,503	2,964,152	2,714,351	1,979,356	23.4240	46,364,438	7,320,581	1,606,902	5,713,678	4,166,523	8.7162	36,316,246	1,250,000	911,524	1.0000	911,524	9,678,029	7,057,403	83,592,207
2106	5,120,368	2,964,152	2,156,215	1,572,353	24.3095	38,223,121	5,646,175	1,606,902	4,039,272	2,945,514	8.9411	26,336,136	1,250,000	911,524	1.0000	911,524	7,445,488	5,429,391	65,470,781
2107	5,172,262	2,964,152	2,208,109	1,610,195	25.2284	40,622,647	5,801,856	1,606,902	4,194,954	3,059,040	9.1718	28,056,902	1,250,000	911,524	1.0000	911,524	7,653,063	5,580,759	69,591,073
2108	4,170,606	2,964,152	1,206,454	879,769	26.1820	23,034,117	2,773,699	1,606,902	1,166,797	850,850	9.4084	8,005,139	1,250,000	911,524	1.0000	911,524	3,623,251	2,642,143	31,950,779
2109	5,120,368	2,964,152	2,156,215	1,572,353	27.1717	42,723,511	5,646,175	1,606,902	4,039,272	2,945,514	9.6512	28,427,746	1,250,000	911,524	1.0000	911,524	7,445,488	5,429,391	72,062,781
2110	5,172,262	2,964,152	2,208,109	1,610,195	28.1988	45,405,571	5,801,856	1,606,902	4,194,954	3,059,040	9.9002	30,285,106	1,250,000	911,524	1.0000	911,524	7,653,063	5,580,759	76,602,201
2111	5,172,262	2,964,152	2,208,109	1,610,195	29.2647	47,121,878	5,801,856	1,606,902	4,194,954	3,059,040	10.1556	31,066,385	1,250,000	911,524	1.0000	911,524	7,653,063	5,580,759	79,099,787
2112	4,170,606	2,964,152	1,206,454	879,769	30.3709	26,719,382	2,773,699	1,606,902	1,166,797	850,850	10.4176	8,863,817	1,250,000	911,524	1.0000	911,524	3,623,251	2,642,143	36,494,722
2113	7,197,228	2,964,152	4,233,075	3,086,839	31.5189	97,293,770	11,876,755	1,606,902	10,269,852	7,488,971	10.6864	80,030,144	1,250,000	911,524	1.0000	911,524	15,752,928	11,487,334	178,235,438
2114	6,184,745	2,964,152	3,220,592	2,348,517	32.7103	76,820,698	8,839,305	1,606,902	7,232,403	5,274,006	10.9621	57,814,177	1,250,000	911,524	1.0000	911,524	11,702,995	8,534,046	135,546,399
2115	5,532,005	2,964,152	2,567,852	1,872,527	33.9468	63,566,285	6,881,085	1,606,902	5,274,183	3,846,034	11.2449	43,248,269	1,250,000	911,524	1.0000	911,524	9,092,035	6,630,084	107,726,078
2116	4,170,606	2,964,152	1,206,454	879,769	35.2299	30,994,180	2,773,699	1,606,902	1,166,797	850,850	11.5350	9,814,557	1,250,000	911,524	1.0000	911,524	3,623,251	2,642,143	41,720,261
2117	4,133,787	2,964,152	1,169,635	852,920	36.5616	31,184,114	14,547,923	1,606,902	12,941,020	9,436,838	11.8326	111,662,329	1,250,000	911,524	1.0000	911,524	15,360,655	11,201,282	143,757,967
2118	1,123,816	2,964,152	(1,840,336)	(1,342,008)	37.9437	(50,920,761)	3,040,582	1,606,902	1,433,680	1,045,466	12.1379	12,689,767	0	0	1.0000	0	(406,657)	(296,542)	(38,230,994)
	$751,975,217	$231,203,890	$520,771,327	$379,756,347		$1,893,618,187	$775,973,803	$125,338,388	$650,635,414	$474,455,706		$1,650,179,805	$106,250,000	$77,479,519		$77,479,519	$1,277,656,742	$931,691,572	$3,621,277,511

Xcel Energy
Nuclear Decommissioning Accrual
100-Year Decommissioning Period
DECON Method

Docket No. E002/M-20-___
Schedule E.3
Page 7 of 17

Proposed

AMOUNT TO RECOVER

	LABOR						NON-LABOR						PIIC Payment						
	Cost Estimate Nominal $s	DOE Reimbursement Estimate Nominal $s	Adjusted Estimate Nominal $s	Jurisdictional Cost in Nominal $s	Escalation Factor	Jurisdictional Cost in Future $'s	Cost Estimate Nominal $s	DOE Reimbursement Estimate Nominal $s	Adjusted Estimate Nominal $s	Jurisdictional Cost in Nominal $s	Escalation Factor	Jurisdictional Cost in Future $'s	Cost Estimate Nominal $s	Jurisdictional Cost in Nominal $s	Escalation Factor	Jurisdictional Cost in Future $'s	Total Cost Estimate Nominal $s	Total Jurisdictional Cost in Nominal $s	Total Jurisdictional Cost in Future $'s
Prairie Island Unit 2																			
Factors	*2020*			*72.9219%*	*3.78%*						*2.58%*				*0.00%*				
2034	$8,345,548	$0	$8,345,548	$6,085,732	1.6811	$10,230,725	$4,974,446	$0	$4,974,446	$3,627,460	1.4285	$5,181,827	$1,250,000	$911,524	1.0000	$911,524	$14,569,994	$10,624,716	$16,324,075
2035	49,894,465	-	49,894,465	36,383,992	1.7446	63,475,512	37,951,789	-	37,951,789	27,675,166	1.4653	40,552,420	1,250,000	911,524	1.0000	911,524	89,096,254	64,970,681	104,939,456
2036	67,674,097	-	67,674,097	49,349,237	1.8106	89,351,729	75,594,885	-	75,594,885	55,125,227	1.5032	82,864,241	1,250,000	911,524	1.0000	911,524	144,518,982	105,385,988	173,127,494
2037	76,073,328	-	76,073,328	55,474,116	1.8790	104,235,864	94,046,676	-	94,046,676	68,580,623	1.5419	105,744,462	1,250,000	911,524	1.0000	911,524	171,370,003	124,966,263	210,891,850
2038	82,785,291	-	82,785,291	60,368,607	1.9501	117,724,821	103,456,871	-	103,456,871	75,442,716	1.5817	119,327,744	1,250,000	911,524	1.0000	911,524	187,492,162	136,722,847	237,964,089
2039	39,073,080	-	39,073,080	28,492,832	2.0238	57,663,794	15,617,110	-	15,617,110	11,388,294	1.6225	18,477,506	1,250,000	911,524	1.0000	911,524	55,940,190	40,792,649	77,052,824
2040	24,879,886	-	24,879,886	18,142,885	2.1003	38,105,502	14,363,504	-	14,363,504	10,474,140	1.6644	17,433,158	1,250,000	911,524	1.0000	911,524	40,493,389	29,528,549	56,450,184
2041	18,384,389	-	18,384,389	13,406,246	2.1797	29,221,594	18,969,870	-	18,969,870	13,833,189	1.7073	23,617,404	1,250,000	911,524	1.0000	911,524	38,604,259	28,150,959	53,750,522
2042	10,753,124	2,972,273	7,780,851	5,673,944	2.2620	12,834,462	10,071,677	1,611,305	8,460,372	6,169,464	1.7514	10,805,200	1,250,000	911,524	1.0000	911,524	17,491,223	12,754,932	24,551,185
2043	3,952,203	2,972,273	979,930	714,584	2.3475	1,677,485	2,141,682	1,611,305	530,377	386,761	1.7966	694,854	1,250,000	911,524	1.0000	911,524	2,760,307	2,012,868	3,283,863
2044	3,963,031	2,972,273	990,758	722,480	2.4363	1,760,177	2,150,974	1,611,305	539,669	393,537	1.8429	725,249	1,250,000	911,524	1.0000	911,524	2,780,427	2,027,540	3,396,950
2045	5,466,341	2,972,273	2,494,068	1,818,722	2.5284	4,598,456	6,684,095	1,611,305	5,072,791	3,699,175	1.8905	6,993,291	1,250,000	911,524	1.0000	911,524	8,816,859	6,429,421	12,503,271
2046	4,961,629	2,972,273	1,989,355	1,450,676	2.6239	3,806,428	5,169,957	1,611,305	3,558,653	2,595,037	1.9392	5,032,296	1,250,000	911,524	1.0000	911,524	6,798,008	4,957,237	9,750,248
2047	4,961,629	2,972,273	1,989,355	1,450,676	2.7231	3,950,335	5,169,957	1,611,305	3,558,653	2,595,037	1.9893	5,162,307	1,250,000	911,524	1.0000	911,524	6,798,008	4,957,237	10,024,166
2048	3,963,031	2,972,273	990,758	722,480	2.8261	2,041,800	2,150,974	1,611,305	539,669	393,537	2.0406	803,051	1,250,000	911,524	1.0000	911,524	2,780,427	2,027,540	3,756,375
2049	4,961,629	2,972,273	1,989,355	1,450,676	2.9329	4,254,687	5,169,957	1,611,305	3,558,653	2,595,037	2.0932	5,431,932	1,250,000	911,524	1.0000	911,524	6,798,008	4,957,237	10,598,142
2050	5,466,341	2,972,273	2,494,068	1,818,722	3.0438	5,535,825	6,684,095	1,611,305	5,072,791	3,699,175	2.1472	7,942,869	1,250,000	911,524	1.0000	911,524	8,816,859	6,429,421	14,390,218
2051	5,411,566	2,972,273	2,439,293	1,778,779	3.1588	5,618,806	6,519,770	1,611,305	4,908,465	3,579,346	2.2026	7,883,868	1,250,000	911,524	1.0000	911,524	8,597,758	6,269,648	14,414,197
2052	5,477,169	2,972,273	2,504,896	1,826,618	3.2782	5,988,018	6,693,388	1,611,305	5,082,083	3,705,951	2.2595	8,373,597	1,250,000	911,524	1.0000	911,524	8,836,979	6,444,093	15,273,139
2053	3,952,203	2,972,273	979,930	714,584	3.4021	2,431,085	2,141,682	1,611,305	530,377	386,761	2.3178	896,434	1,250,000	911,524	1.0000	911,524	2,760,307	2,012,868	4,239,043
2054	3,952,203	2,972,273	979,930	714,584	3.5307	2,522,980	2,141,682	1,611,305	530,377	386,761	2.3776	919,563	1,250,000	911,524	1.0000	911,524	2,760,307	2,012,868	4,354,067
2055	5,466,341	2,972,273	2,494,068	1,818,722	3.6642	6,664,160	6,684,095	1,611,305	5,072,791	3,699,175	2.4389	9,021,919	1,250,000	911,524	1.0000	911,524	8,816,859	6,429,421	16,597,603
2056	4,972,457	2,972,273	2,000,183	1,458,572	3.8027	5,546,511	5,179,250	1,611,305	3,567,945	2,601,813	2.5018	6,509,216	1,250,000	911,524	1.0000	911,524	6,818,128	4,971,909	12,967,251
2057	4,961,629	2,972,273	1,989,355	1,450,676	3.9464	5,724,947	5,169,957	1,611,305	3,558,653	2,595,037	2.5664	6,659,903	1,250,000	911,524	1.0000	911,524	6,798,008	4,957,237	13,296,374
2058	3,952,203	2,972,273	979,930	714,584	4.0956	2,926,649	2,141,682	1,611,305	530,377	386,761	2.6326	1,018,187	1,250,000	911,524	1.0000	911,524	2,760,307	2,012,868	4,856,359
2059	4,906,854	2,972,273	1,934,580	1,410,733	4.2504	5,996,178	5,005,632	1,611,305	3,394,327	2,475,208	2.7005	6,684,299	1,250,000	911,524	1.0000	911,524	6,578,907	4,797,464	13,592,001
2060	4,972,457	2,972,273	2,000,183	1,458,572	4.4111	6,433,906	5,179,250	1,611,305	3,567,945	2,601,813	2.7702	7,207,543	1,250,000	911,524	1.0000	911,524	6,818,128	4,971,909	14,552,972
2061	4,961,629	2,972,273	1,989,355	1,450,676	4.5778	6,640,903	5,169,957	1,611,305	3,558,653	2,595,037	2.8416	7,374,057	1,250,000	911,524	1.0000	911,524	6,798,008	4,957,237	14,926,485
2062	3,952,203	2,972,273	979,930	714,584	4.7509	3,394,915	2,141,682	1,611,305	530,377	386,761	2.9150	1,127,408	1,250,000	911,524	1.0000	911,524	2,760,307	2,012,868	5,433,847
2063	6,980,479	2,972,273	4,008,206	2,922,860	4.9305	14,411,161	11,226,509	1,611,305	9,615,204	7,011,590	2.9902	20,966,055	1,250,000	911,524	1.0000	911,524	14,873,410	10,845,973	36,288,740
2064	5,927,107	2,972,273	2,954,833	2,154,721	5.1168	11,025,275	8,043,200	1,611,305	6,431,895	4,690,260	3.0673	14,386,435	1,250,000	911,524	1.0000	911,524	10,636,729	7,756,505	26,323,234
2065	4,961,629	2,972,273	1,989,355	1,450,676	5.3103	7,703,523	5,169,957	1,611,305	3,558,653	2,595,037	3.1465	8,165,284	1,250,000	911,524	1.0000	911,524	6,798,008	4,957,237	16,780,331
2066	3,952,203	2,972,273	979,930	714,584	5.5110	3,938,070	2,141,682	1,611,305	530,377	386,761	3.2276	1,248,309	1,250,000	911,524	1.0000	911,524	2,760,307	2,012,868	6,097,903
2067	3,952,203	2,972,273	979,930	714,584	5.7193	4,086,918	2,141,682	1,611,305	530,377	386,761	3.3109	1,280,526	1,250,000	911,524	1.0000	911,524	2,760,307	2,012,868	6,278,968
2068	5,981,882	2,972,273	3,009,609	2,194,664	5.9355	13,026,427	8,207,526	1,611,305	6,596,221	4,810,089	3.3963	16,336,507	1,250,000	911,524	1.0000	911,524	10,855,829	7,916,277	30,274,458
2069	5,466,341	2,972,273	2,494,068	1,818,722	6.1598	11,202,962	6,684,095	1,611,305	5,072,791	3,699,175	3.4840	12,887,927	1,250,000	911,524	1.0000	911,524	8,816,859	6,429,421	25,002,413
2070	3,952,203	2,972,273	979,930	714,584	6.3927	4,568,119	2,141,682	1,611,305	530,377	386,761	3.5738	1,382,206	1,250,000	911,524	1.0000	911,524	2,760,307	2,012,868	6,861,848
2071	3,952,203	2,972,273	979,930	714,584	6.6343	4,740,762	2,141,682	1,611,305	530,377	386,761	3.6660	1,417,865	1,250,000	911,524	1.0000	911,524	2,760,307	2,012,868	7,070,151
2072	6,431,819	2,972,273	3,459,546	2,522,767	6.8851	17,369,501	9,557,338	1,611,305	7,946,033	5,794,398	3.7606	21,790,415	1,250,000	911,524	1.0000	911,524	12,655,579	9,228,689	40,071,440
2073	3,952,203	2,972,273	979,930	714,584	7.1454	5,105,986	2,141,682	1,611,305	530,377	386,761	3.8576	1,491,969	1,250,000	911,524	1.0000	911,524	2,760,307	2,012,868	7,509,478
2074	3,952,203	2,972,273	979,930	714,584	7.4155	5,298,995	2,141,682	1,611,305	530,377	386,761	3.9572	1,530,490	1,250,000	911,524	1.0000	911,524	2,760,307	2,012,868	7,741,009
2075	6,835,510	2,972,273	3,863,236	2,817,145	7.6958	21,680,187	10,791,600	1,611,305	9,180,295	6,694,446	4.0593	27,174,764	1,250,000	911,524	1.0000	911,524	14,293,532	10,423,115	49,766,474
2076	3,963,031	2,972,273	990,758	722,480	7.9867	5,770,228	2,150,974	1,611,305	539,669	393,537	4.1640	1,638,688	1,250,000	911,524	1.0000	911,524	2,780,427	2,027,540	8,320,439
2077	3,952,203	2,972,273	979,930	714,584	8.2886	5,922,898	2,141,682	1,611,305	530,377	386,761	4.2714	1,652,010	1,250,000	911,524	1.0000	911,524	2,760,307	2,012,868	8,486,432
2078	6,475,767	2,972,273	3,503,493	2,554,814	8.6019	21,976,253	9,712,371	1,611,305	8,101,066	5,907,452	4.3816	25,884,090	1,250,000	911,524	1.0000	911,524	12,854,560	9,373,789	48,771,867
2079	3,952,203	2,972,273	979,930	714,584	8.9270	6,379,088	2,141,682	1,611,305	530,377	386,761	4.4947	1,738,374	1,250,000	911,524	1.0000	911,524	2,760,307	2,012,868	9,028,986
2080	3,963,031	2,972,273	990,758	722,480	9.2645	6,693,412	2,150,974	1,611,305	539,669	393,537	4.6106	1,814,441	1,250,000	911,524	1.0000	911,524	2,780,427	2,027,540	9,419,377
2081	3,952,203	2,972,273	979,930	714,584	9.6147	6,870,507	2,141,682	1,611,305	530,377	386,761	4.7296	1,829,224	1,250,000	911,524	1.0000	911,524	2,760,307	2,012,868	9,611,255
2082	6,366,216	2,972,273	3,393,943	2,474,928	9.9781	24,695,076	9,383,720	1,611,305	7,772,416	5,667,793	4.8516	27,497,865	1,250,000	911,524	1.0000	911,524	12,416,359	9,054,245	53,104,465
2083	3,952,203	2,972,273	979,930	714,584	10.3553	7,399,728	2,141,682	1,611,305	530,377	386,761	4.9768	1,924,831	1,250,000	911,524	1.0000	911,524	2,760,307	2,012,868	10,236,083
2084	3,963,031	2,972,273	990,758	722,480	10.7467	7,764,271	2,150,974	1,611,305	539,669	393,537	5.1052	2,009,085	1,250,000	911,524	1.0000	911,524	2,780,427	2,027,540	10,684,880
2085	3,952,203	2,972,273	979,930	714,584	11.1529	7,969,680	2,141,682	1,611,305	530,377	386,761	5.2369	2,025,428	1,250,000	911,524	1.0000	911,524	2,760,307	2,012,868	10,906,631
2086	3,952,203	2,972,273	979,930	714,584	11.5745	8,270,948	2,141,682	1,611,305	530,377	386,761	5.3720	2,077,679	1,250,000	911,524	1.0000	911,524	2,760,307	2,012,868	11,260,151
2087	3,952,203	2,972,273	979,930	714,584	12.0120	8,583,579	2,141,682	1,611,305	530,377	386,761	5.5106	2,131,284	1,250,000	911,524	1.0000	911,524	2,760,307	2,012,868	11,626,386
2088	19,159,622	2,972,273	16,187,348	11,804,122	12.4661	147,151,363	51,280,067	1,611,305	49,668,763	36,219,405	5.6528	204,741,054	1,250,000	911,524	1.0000	911,524	67,106,111	48,935,051	352,803,942
2089	3,952,203	2,972,273	979,930	714,584	12.9373	9,244,783	2,141,682	1,611,305	530,377	386,761	5.7986	2,242,671	1,250,000	911,524	1.0000	911,524	2,760,307	2,012,868	12,398,978
2090	3,952,203	2,972,273	979,930	714,584	13.4263	9,594,214	2,141,682	1,611,305	530,377	386,761	5.9482	2,300,531	1,250,000	911,524	1.0000	911,524	2,760,307	2,012,868	12,806,269
2091	3,952,203	2,972,273	979,930	714,584	13.9338	9,956,865	2,141,682	1,611,305	530,377	386,761	6.1017	2,359,898	1,250,000	911,524	1.0000	911,524	2,760,307	2,012,868	13,228,288
2092	3,963,031	2,972,273	990,758	722,480	14.4605	10,447,416	2,150,974	1,611,305	539,669	393,537	6.2591	2,463,187	1,250,000	911,524	1.0000	911,524	2,780,427	2,027,540	13,822,127
2093	4,055,991	2,972,273	1,083,718	790,267	15.0071	11,859,623	2,453,044	1,611,305	841,739	613,812	6.4206	3,941,043	1,250,000	911,524	1.0000	911,524	3,175,457	2,315,603	16,712,189
2094	4,211,672	2,972,273	1,239,399	903,793	15.5744	14,076,036	2,920,088	1,611,305	1,308,783	954,389	6.5863	6,285,895	1,250,000	911,524	1.0000	911,524	3,798,182	2,769,706	21,273,455
2095	5,730,397	2,972,273	2,758,124	2,011,276	16.1631	32,508,456	7,476,262	1,611,305	5,864,957	4,276,838	6.7562	28,895,174	1,250,000	911,524	1.0000	911,524	9,873,081	7,199,638	62,315,154
2096	5,286,877	2,972,273	2,314,604	1,687,853	16.7741	28,312,214	6,122,511	1,611,305	4,511,206	3,289,657	6.9305	22,798,968	1,250,000	911,524	1.0000	911,524	8,075,810	5,889,034	52,022,706
2097	5,120,368	2,972,273	2,148,094	1,566,431	17.4081	27,268,592	5,646,175	1,611,305	4,034,870	2,942,304	7.1093	20,917,720	1,250,000	911,524	1.0000	911,524	7,432,964	5,420,259	49,097,836
2098	4,315,460	2,972,273	1,343,186	979,477	18.0662	17,695,427	3,231,450	1,611,305	1,620,146	1,181,441	7.2927	8,615,894	1,250,000	911,524	1.0000	911,524	4,213,332	3,072,442	27,222,845
2099	5,120,368	2,972,273	2,148,094	1,566,431	18.7491	29,369,177	5,646,175	1,611,305	4,034,870	2,942,304	7.4809	22,011,080	1,250,000	911,524	1.0000	911,524	7,432,964	5,420,259	52,291,781
2100	5,574,716	2,972,273	2,602,442	1,897,750	19.4578	36,926,047	7,009,218	1,611,305	5,397,913	3,936,261	7.6739	30,206,473	1,250,000	911,524	1.0000	911,524	9,250,356	6,745,535	68,044,043
2101	5,730,397	2,972,273	2,758,124	2,011,276	20.1933	40,614,301	7,476,262	1,611,305	5,864,957	4,276,838	7.8719	33,666,842	1,250,000	911,524	1.0000	911,524	9,873,081	7,199,638	75,192,667
2102	5,730,397	2,972,273	2,758,124	2,011,276	20.9566	42,149,508	7,476,262	1,611,305	5,864,957	4,276,838	8.0750	34,535,468	1,250,000	911,524	1.0000	911,524	9,873,081	7,199,638	77,596,500
2103	4,107,885	2,972,273	1,135,611	828,109	21.7488	18,010,385	2,608,725	1,611,305	997,421	727,338	8.2833	6,024,759	1,250,000	911,524	1.0000	911,524	3,383,032	2,466,971	24,946,667

Xcel Energy
Nuclear Decommissioning Accrual
100-Year Decommissioning Period
DECON Method

Docket No. E002/M-20-___
Schedule E.3
Page 8 of 17

Proposed

AMOUNT TO RECOVER

	LABOR						NON-LABOR						PIIC Payment						
	Cost Estimate Nominal $s	DOE Reimbursement Estimate Nominal $s	Adjusted Estimate Nominal $s	Jurisdictional Cost in Nominal $s	Escalation Factor	Jurisdictional Cost in Future $'s	Cost Estimate Nominal $s	DOE Reimbursement Estimate Nominal $s	Adjusted Estimate Nominal $s	Jurisdictional Cost in Nominal $s	Escalation Factor	Jurisdictional Cost in Future $'s	Cost Estimate Nominal $s	Jurisdictional Cost in Nominal $s	Escalation Factor	Jurisdictional Cost in Future $'s	Total Cost Estimate Nominal $s	Total Jurisdictional Cost in Nominal $s	Total Jurisdictional Cost in Future $'s
2104	4,170,606	2,972,273	1,198,333	873,847	22.5709	19,723,518	2,773,699	1,611,305	1,162,394	847,640	8.4970	7,202,396	1,250,000	911,524	1.0000	911,524	3,610,727	2,633,011	27,837,437
2105	5,678,503	2,972,273	2,706,230	1,973,434	23.4240	46,225,722	7,320,581	1,611,305	5,709,276	4,163,312	8.7162	36,288,263	1,250,000	911,524	1.0000	911,524	9,665,506	7,048,270	83,425,509
2106	5,120,368	2,972,273	2,148,094	1,566,431	24.3095	38,079,161	5,646,175	1,611,305	4,034,870	2,942,304	8.9411	26,307,432	1,250,000	911,524	1.0000	911,524	7,432,964	5,420,259	65,298,117
2107	5,172,262	2,972,273	2,199,988	1,604,273	25.2284	40,473,246	5,801,856	1,611,305	4,190,551	3,055,829	9.1718	28,027,457	1,250,000	911,524	1.0000	911,524	7,640,539	5,571,626	69,412,227
2108	4,170,606	2,972,273	1,198,333	873,847	26.1820	22,879,068	2,773,699	1,611,305	1,162,394	847,640	9.4084	7,974,934	1,250,000	911,524	1.0000	911,524	3,610,727	2,633,011	31,765,526
2109	5,120,368	2,972,273	2,148,094	1,566,431	27.1717	42,562,601	5,646,175	1,611,305	4,034,870	2,942,304	9.6512	28,396,762	1,250,000	911,524	1.0000	911,524	7,432,964	5,420,259	71,870,887
2110	5,172,262	2,972,273	2,199,988	1,604,273	28.1988	45,238,579	5,801,856	1,611,305	4,190,551	3,055,829	9.9002	30,253,323	1,250,000	911,524	1.0000	911,524	7,640,539	5,571,626	76,403,426
2111	5,172,262	2,972,273	2,199,988	1,604,273	29.2647	46,948,574	5,801,856	1,611,305	4,190,551	3,055,829	10.1556	31,033,782	1,250,000	911,524	1.0000	911,524	7,640,539	5,571,626	78,893,880
2112	4,170,606	2,972,273	1,198,333	873,847	30.3709	26,539,526	2,773,699	1,611,305	1,162,394	847,640	10.4176	8,830,373	1,250,000	911,524	1.0000	911,524	3,610,727	2,633,011	36,281,423
2113	7,197,228	2,972,273	4,224,954	3,080,917	31.5189	97,107,116	11,876,755	1,611,305	10,265,450	7,485,761	10.6864	79,995,837	1,250,000	911,524	1.0000	911,524	15,740,404	11,478,202	178,014,477
2114	6,184,745	2,972,273	3,212,471	2,342,595	32.7103	76,626,989	8,839,305	1,611,305	7,228,000	5,270,795	10.9621	57,778,985	1,250,000	911,524	1.0000	911,524	11,690,472	8,524,914	135,317,498
2115	5,532,005	2,972,273	2,559,731	1,866,605	33.9468	63,365,253	6,881,085	1,611,305	5,269,780	3,842,824	11.2449	43,212,169	1,250,000	911,524	1.0000	911,524	9,079,511	6,620,952	107,488,946
2116	4,170,606	2,972,273	1,198,333	873,847	35.2299	30,785,550	2,773,699	1,611,305	1,162,394	847,640	11.5350	9,777,525	1,250,000	911,524	1.0000	911,524	3,610,727	2,633,011	41,474,599
2117	4,133,787	2,972,273	1,161,514	846,998	36.5616	30,967,597	14,547,923	1,611,305	12,936,618	9,433,628	11.8326	111,624,342	1,250,000	911,524	1.0000	911,524	15,348,132	11,192,149	143,503,463
2118	1,123,816	2,972,273	(1,848,457)	(1,347,930)	37.9437	(51,145,463)	3,040,582	1,611,305	1,429,277	1,042,256	12.1379	12,650,800	-	-	1.0000	-	(419,180)	(305,674)	(38,494,662)
	$753,446,268	$228,865,051	$524,581,217	$382,534,590		$1,914,373,255	$787,828,851	$124,070,476	$663,758,374	$484,025,218		$1,674,108,595	$105,000,000	$76,567,995		$76,567,995	$1,293,339,591	$943,127,803	$3,665,049,845
	$2,892,054,693	$1,005,973,967	$1,886,080,726	$1,375,365,901		$8,036,192,189	$2,823,040,722	$422,241,234	$2,400,799,489	$1,750,708,602		$6,205,760,106	$211,250,000	$154,047,514		$154,047,514	$4,498,130,215	$3,280,122,017	$14,395,999,809

Xcel Energy
Nuclear Decommissioning Accrual
100-Year Decommissioning Period
DECON Method

Docket No. E002/M-20-___
Schedule E.3
Page 9 of 17

Proposed

EXTERNAL FUND CALCULATION

Monticello

	Beginning Balance	Assumed Interest	Decommissioning Payment	Annuity	Ending Balance
2020	$757,935,327	$14,616,641	$0	$6,696,113	$779,248,081
2021	779,248,081	30,086,463	-	8,507,110	817,841,653
2022	817,841,653	32,438,551	-	53,824,542	904,104,746
2023	904,104,746	35,751,053	-	53,824,542	993,680,342
2024	993,680,342	39,190,756	-	53,824,542	1,086,695,640
2025	1,086,695,640	42,762,544	-	53,824,542	1,183,282,726
2026	1,183,282,726	46,471,488	-	53,824,542	1,283,578,756
2027	1,283,578,756	50,322,855	-	53,824,542	1,387,726,154
2028	1,387,726,154	54,322,116	-	53,824,542	1,495,872,812
2029	1,495,872,812	58,474,947	-	53,824,542	1,608,172,301
2030	1,608,172,301	59,597,848	(32,782,380)	40,368,407	1,675,356,176
2031	1,675,356,176	61,318,036	(131,799,357)	-	1,604,874,855
2032	1,604,874,855	58,738,420	(234,583,304)	-	1,429,029,971
2033	1,429,029,971	52,302,497	(273,318,965)	-	1,208,013,503
2034	1,208,013,503	44,213,294	(255,961,587)	-	996,265,210
2035	996,265,210	36,463,307	(91,595,735)	-	941,132,782
2036	941,132,782	34,445,460	(69,812,556)	-	905,765,685
2037	905,765,685	33,151,024	(66,779,784)	-	872,136,926
2038	872,136,926	31,920,211	(3,547,641)	-	900,509,496
2039	900,509,496	32,958,648	(3,672,488)	-	929,795,655
2040	929,795,655	34,030,521	(3,842,504)	-	959,983,672
2041	959,983,672	35,135,402	(3,935,849)	-	991,183,226
2042	991,183,226	36,277,306	(4,074,554)	-	1,023,385,977
2043	1,023,385,977	37,455,927	(4,218,354)	-	1,056,623,550
2044	1,056,623,550	38,672,422	(4,414,106)	-	1,090,881,867
2045	1,090,881,867	39,926,276	(4,521,759)	-	1,126,286,384
2046	1,126,286,384	41,222,082	(4,681,508)	-	1,162,826,957
2047	1,162,826,957	42,559,467	(4,847,210)	-	1,200,539,214
2048	1,200,539,214	43,939,735	(9,767,254)	-	1,234,711,696
2049	1,234,711,696	45,190,448	(5,196,654)	-	1,274,705,489
2050	1,274,705,489	46,654,221	(16,578,355)	-	1,304,781,355
2051	1,304,781,355	47,754,998	(17,101,100)	-	1,335,435,253
2052	1,335,435,253	48,876,930	(17,703,130)	-	1,366,609,053
2053	1,366,609,053	50,017,891	(18,198,961)	-	1,398,427,983
2054	1,398,427,983	51,182,464	(18,774,859)	-	1,430,835,588
2055	1,430,835,588	52,368,583	(19,369,565)	-	1,463,834,606
2056	1,463,834,606	53,576,347	(20,054,823)	-	1,497,356,129
2057	1,497,356,129	54,803,234	(20,618,313)	-	1,531,541,050
2058	1,531,541,050	56,054,402	(84,137,175)	-	1,503,458,278
2059	1,503,458,278	55,026,573	(21,950,439)	-	1,536,534,412
2060	1,536,534,412	56,237,159	(22,731,650)	-	1,570,039,922

Xcel Energy
Nuclear Decommissioning Accrual
100-Year Decommissioning Period
DECON Method

Docket No. E002/M-20-___
Schedule E.3
Page 10 of 17

Proposed

EXTERNAL FUND CALCULATION

External Levelized	2061	1,570,039,922	57,463,461	(23,371,722)	-	1,604,131,661
	2062	1,604,131,661	58,711,219	(24,118,333)	-	1,638,724,547
	2063	1,638,724,547	59,977,318	(61,320,500)	-	1,637,381,366
	2064	1,637,381,366	59,928,158	(25,779,211)	-	1,671,530,313
	2065	1,671,530,313	61,178,009	(26,508,149)	-	1,706,200,173
	2066	1,706,200,173	62,446,926	(35,321,523)	-	1,733,325,576
	2067	1,733,325,576	63,439,716	(28,235,870)	-	1,768,529,423
	2068	1,768,529,423	64,728,177	(147,574,227)	-	1,685,683,372
	2069	1,685,683,372	61,696,011	(30,080,698)	-	1,717,298,686
	2070	1,717,298,686	62,853,132	(31,049,158)	-	1,749,102,660
	2071	1,749,102,660	64,017,157	(32,049,952)	-	1,781,069,865
	2072	1,781,069,865	65,187,157	(33,209,313)	-	1,813,047,710
	2073	1,813,047,710	66,357,546	(34,153,225)	-	1,845,252,031
	2074	1,845,252,031	67,536,224	(35,258,074)	-	1,877,530,181
	2075	1,877,530,181	68,717,605	(36,399,566)	-	1,909,848,219
	2076	1,909,848,219	69,900,445	(37,723,097)	-	1,942,025,567
	2077	1,942,025,567	71,078,136	(38,798,260)	-	1,974,305,443
	2078	1,974,305,443	72,259,579	(40,058,351)	-	2,006,506,671
	2079	2,006,506,671	73,438,144	(41,360,864)	-	2,038,583,951
	2080	2,038,583,951	74,612,173	(42,872,866)	-	2,070,323,258
	2081	2,070,323,258	75,773,831	(44,098,631)	-	2,101,998,458
	2082	2,101,998,458	76,933,144	(45,536,773)	-	2,133,394,829
	2083	2,133,394,829	78,082,251	(47,023,757)	-	2,164,453,323
	2084	2,164,453,323	79,218,992	(526,872,139)	-	1,716,800,175
	2085	1,716,800,175	62,834,886	(50,149,342)	-	1,729,485,719
	2086	1,729,485,719	63,299,177	(51,791,875)	-	1,740,993,022
	2087	1,740,993,022	63,720,345	(53,489,929)	-	1,751,223,438
	2088	1,751,223,438	64,094,778	(70,904,210)	-	1,744,414,005
	2089	1,744,414,005	63,845,553	(57,060,581)	-	1,751,198,976
	2090	1,751,198,976	64,093,883	(58,937,112)	-	1,756,355,747
	2091	1,756,355,747	64,282,620	(60,877,548)	-	1,759,760,820
	2092	1,759,760,820	64,407,246	(80,586,749)	-	1,743,581,317
	2093	1,743,581,317	63,815,076	(96,440,676)	-	1,710,955,717
	2094	1,710,955,717	62,620,979	(71,740,792)	-	1,701,835,904
	2095	1,701,835,904	62,287,194	(98,009,685)	-	1,666,113,413
	2096	1,666,113,413	60,979,751	(111,350,181)	-	1,615,742,983
	2097	1,615,742,983	59,136,193	(27,751,814)	-	1,647,127,362
	2098	1,647,127,362	60,284,861	(28,762,797)	-	1,678,649,426
	2099	1,678,649,426	61,438,569	(29,810,935)	-	1,710,277,061
	2100	1,710,277,061	62,596,140	(30,897,639)	-	1,741,975,562
	2101	1,741,975,562	63,756,306	(32,024,410)	-	1,773,707,458
	2102	1,773,707,458	64,917,693	(33,192,705)	-	1,805,432,446
	2103	1,805,432,446	66,078,828	(34,404,120)	-	1,837,107,153
	2104	1,837,107,153	67,238,122	(36,050,950)	-	1,868,294,325
	2105	1,868,294,325	68,379,572	(36,962,416)	-	1,899,711,481
	2106	1,899,711,481	69,529,440	(38,312,958)	-	1,930,927,963
	2107	1,930,927,963	70,671,963	(39,713,243)	-	1,961,886,684

Xcel Energy
Nuclear Decommissioning Accrual
100-Year Decommissioning Period
DECON Method

Docket No. E002/M-20-___
Schedule E.3
Page 11 of 17

Proposed

EXTERNAL FUND CALCULATION

2108	1,961,886,684	71,805,053	(326,792,114)	-	1,706,899,623
2109	1,706,899,623	62,472,526	(42,670,787)	-	1,726,701,362
2110	1,726,701,362	63,197,270	(44,231,992)	-	1,745,666,640
2111	1,745,666,640	63,891,399	(45,850,830)	-	1,763,707,209
2112	1,763,707,209	64,551,684	(48,050,373)	-	1,780,208,519
2113	1,780,208,519	65,155,632	(215,892,833)	-	1,629,471,318
2114	1,629,471,318	59,638,650	(51,075,306)	-	1,638,034,663
2115	1,638,034,663	59,952,069	(52,947,219)	-	1,645,039,512
2116	1,645,039,512	60,208,446	(92,093,714)	-	1,613,154,244
2117	1,613,154,244	59,041,445	(56,901,096)	-	1,615,294,593
2118	1,615,294,593	59,119,782	(632,769,867)	-	1,041,644,509
2119	1,041,644,509	38,124,189	(95,997,049)	-	983,771,649
2120	983,771,649	36,006,042	(94,057,240)	-	925,720,451
2121	925,720,451	33,881,369	(96,649,123)	-	862,952,696
2122	862,952,696	31,584,069	(100,053,741)	-	794,483,024
2123	794,483,024	29,078,079	(110,167,983)	-	713,393,120
2124	713,393,120	26,110,188	(108,036,786)	-	631,466,522
2125	631,466,522	23,111,675	(111,019,149)	-	543,559,048
2126	543,559,048	19,894,261	(114,940,197)	-	448,513,112
2127	448,513,112	16,415,580	(126,478,498)	-	338,450,194
2128	338,450,194	12,387,277	(177,636,481)	-	173,200,990
2129	173,200,990	6,339,156	(127,570,921)	-	51,969,225
2130	51,969,225	1,902,074	(180,947,524)	-	(127,076,225)
2131	(127,076,225)	(4,650,990)	131,727,214	-	(0)

Xcel Energy
Nuclear Decommissioning Accrual
100-Year Decommissioning Period
DECON Method

Docket No. E002/M-20-___
Schedule E.3
Page 12 of 17

Proposed

EXTERNAL FUND CALCULATION

Prairie Island Unit 1

	Beginning Balance	Assumed Interest	Decommissioning Payment	Annuity	Ending Balance
2020	$437,068,622	$8,785,327	$0	$24,632	$445,878,581
2021	445,878,581	18,173,553	-	12,399,703	476,451,837
2022	476,451,837	19,746,601	-	29,514,299	525,712,738
2023	525,712,738	21,726,889	-	29,514,299	576,953,926
2024	576,953,926	23,786,785	-	29,514,299	630,255,011
2025	630,255,011	25,929,489	-	29,514,299	685,698,799
2026	685,698,799	28,158,329	-	29,514,299	743,371,428
2027	743,371,428	30,476,769	-	29,514,299	803,362,496
2028	803,362,496	32,888,410	-	29,514,299	865,765,205
2029	865,765,205	35,396,999	-	29,514,299	930,676,503
2030	930,676,503	38,006,433	-	29,514,299	998,197,235
2031	998,197,235	40,720,766	-	29,514,299	1,068,432,301
2032	1,068,432,301	43,544,216	-	29,514,299	1,141,490,816
2033	1,141,490,816	40,989,061	(39,900,645)	19,774,581	1,162,353,812
2034	1,162,353,812	41,379,796	(122,923,789)	-	1,080,809,819
2035	1,080,809,819	38,476,830	(171,342,706)	-	947,943,943
2036	947,943,943	33,746,804	(175,316,670)	-	806,374,077
2037	806,374,077	28,706,917	(141,970,869)	-	693,110,124
2038	693,110,124	24,674,720	(89,804,897)	-	627,979,948
2039	627,979,948	22,356,086	(67,496,013)	-	582,840,021
2040	582,840,021	20,749,105	(44,142,529)	-	559,446,597
2041	559,446,597	19,916,299	(33,333,602)	-	546,029,294
2042	546,029,294	19,438,643	(17,920,460)	-	547,547,477
2043	547,547,477	19,492,690	(3,303,533)	-	563,736,634
2044	563,736,634	20,069,024	(3,417,294)	-	580,388,364
2045	580,388,364	20,661,826	(12,524,313)	-	588,525,877
2046	588,525,877	20,951,521	(9,772,012)	-	599,705,386
2047	599,705,386	21,349,512	(10,046,679)	-	611,008,219
2048	611,008,219	21,751,893	(3,779,662)	-	628,980,450
2049	628,980,450	22,391,704	(10,622,231)	-	640,749,923
2050	640,749,923	22,810,697	(14,415,137)	-	649,145,484
2051	649,145,484	23,109,579	(14,439,975)	-	657,815,088
2052	657,815,088	23,418,217	(15,299,806)	-	665,933,499
2053	665,933,499	23,707,233	(4,266,631)	-	685,374,101
2054	685,374,101	24,399,318	(4,382,608)	-	705,390,810
2055	705,390,810	25,111,913	(16,627,132)	-	713,875,592
2056	713,875,592	25,413,971	(12,997,802)	-	726,291,761
2057	726,291,761	25,855,987	(13,327,983)	-	738,819,765
2058	738,819,765	26,301,984	(4,889,065)	-	760,232,684
2059	760,232,684	27,064,284	(13,625,841)	-	773,671,126
2060	773,671,126	27,542,692	(14,587,988)	-	786,625,830

Xcel Energy
Nuclear Decommissioning Accrual
100-Year Decommissioning Period
DECON Method

Docket No. E002/M-20-___
Schedule E.3
Page 13 of 17

Proposed

EXTERNAL FUND CALCULATION

External Levelized	2061	786,625,830	28,003,880	(14,962,717)	-	799,666,993
	2062	799,666,993	28,468,145	(5,471,340)	-	822,663,798
	2063	822,663,798	29,286,831	(36,327,538)	-	815,623,092
	2064	815,623,092	29,036,182	(26,363,383)	-	818,295,891
	2065	818,295,891	29,131,334	(16,821,880)	-	830,605,345
	2066	830,605,345	29,569,550	(6,140,901)	-	854,033,994
	2067	854,033,994	30,403,610	(6,323,467)	-	878,114,137
	2068	878,114,137	31,260,863	(30,320,511)	-	879,054,490
	2069	879,054,490	31,294,340	(25,050,076)	-	885,298,754
	2070	885,298,754	31,516,636	(6,911,179)	-	909,904,211
	2071	909,904,211	32,392,590	(7,121,208)	-	935,175,592
	2072	935,175,592	33,292,251	(40,124,286)	-	928,343,557
	2073	928,343,557	33,049,031	(7,564,177)	-	953,828,411
	2074	953,828,411	33,956,291	(7,797,627)	-	979,987,075
	2075	979,987,075	34,887,540	(49,825,080)	-	965,049,535
	2076	965,049,535	34,355,763	(8,381,104)	-	991,024,194
	2077	991,024,194	35,280,461	(8,549,229)	-	1,017,755,426
	2078	1,017,755,426	36,232,093	(48,836,873)	-	1,005,150,646
	2079	1,005,150,646	35,783,363	(9,096,281)	-	1,031,837,728
	2080	1,031,837,728	36,733,423	(9,489,043)	-	1,059,082,108
	2081	1,059,082,108	37,703,323	(9,683,377)	-	1,087,102,055
	2082	1,087,102,055	38,700,833	(53,179,130)	-	1,072,623,758
	2083	1,072,623,758	38,185,406	(10,313,384)	-	1,100,495,780
	2084	1,100,495,780	39,177,650	(10,764,911)	-	1,128,908,519
	2085	1,128,908,519	40,189,143	(10,989,491)	-	1,158,108,171
	2086	1,158,108,171	41,228,651	(11,345,941)	-	1,187,990,881
	2087	1,187,990,881	42,292,475	(11,715,212)	-	1,218,568,144
	2088	1,218,568,144	43,381,026	(352,895,913)	-	909,053,257
	2089	909,053,257	32,362,296	(12,494,208)	-	928,921,346
	2090	928,921,346	33,069,600	(12,904,875)	-	949,086,071
	2091	949,086,071	33,787,464	(13,330,392)	-	969,543,143
	2092	969,543,143	34,515,736	(13,927,855)	-	990,131,024
	2093	990,131,024	35,248,664	(16,821,673)	-	1,008,558,015
	2094	1,008,558,015	35,904,665	(21,386,831)	-	1,023,075,850
	2095	1,023,075,850	36,421,500	(62,432,561)	-	997,064,789
	2096	997,064,789	35,495,506	(52,144,291)	-	980,416,004
	2097	980,416,004	34,902,810	(49,223,750)	-	966,095,064
	2098	966,095,064	34,392,984	(27,353,245)	-	973,134,804
	2099	973,134,804	34,643,599	(52,426,829)	-	955,351,574
	2100	955,351,574	34,010,516	(68,183,908)	-	921,178,183
	2101	921,178,183	32,793,943	(75,337,522)	-	878,634,604
	2102	878,634,604	31,279,392	(77,746,527)	-	832,167,468
	2103	832,167,468	29,625,162	(25,102,055)	-	836,690,575
	2104	836,690,575	29,786,184	(27,998,380)	-	838,478,379
	2105	838,478,379	29,849,830	(83,592,207)	-	784,736,002
	2106	784,736,002	27,936,602	(65,470,781)	-	747,201,823
	2107	747,201,823	26,600,385	(69,591,073)	-	704,211,135

Xcel Energy
Nuclear Decommissioning Accrual
100-Year Decommissioning Period
DECON Method

Docket No. E002/M-20-___
Schedule E.3
Page 14 of 17

Proposed

EXTERNAL FUND CALCULATION

2108	704,211,135	25,069,916	(31,950,779)	-	697,330,272
2109	697,330,272	24,824,958	(72,062,781)	-	650,092,449
2110	650,092,449	23,143,291	(76,602,201)	-	596,633,539
2111	596,633,539	21,240,154	(79,099,787)	-	538,773,905
2112	538,773,905	19,180,351	(36,494,722)	-	521,459,534
2113	521,459,534	18,563,959	(178,235,438)	-	361,788,055
2114	361,788,055	12,879,655	(135,546,399)	-	239,121,311
2115	239,121,311	8,512,719	(107,726,078)	-	139,907,951
2116	139,907,951	4,980,723	(41,720,261)	-	103,168,414
2117	103,168,414	3,672,796	(143,757,967)	-	(36,916,758)
2118	(36,916,758)	(1,314,237)	38,230,994	-	0

Xcel Energy
Nuclear Decommissioning Accrual
100-Year Decommissioning Period
DECON Method

Docket No. E002/M-20-___
Schedule E.3
Page 15 of 17

Proposed

EXTERNAL FUND CALCULATION

Prairie Island Unit 2

	Beginning Balance	Assumed Interest	Decommissioning Payment	Annuity	Ending Balance
2020	$487,163,479	$9,721,851	$0	$294,670	$497,180,001
2021	497,180,001	19,967,389	-	6,511,608	523,658,997
2022	523,658,997	21,368,087	-	23,764,067	568,791,151
2023	568,791,151	23,168,860	-	23,764,067	615,724,078
2024	615,724,078	25,041,484	-	23,764,067	664,529,629
2025	664,529,629	26,988,825	-	23,764,067	715,282,522
2026	715,282,522	29,013,866	-	23,764,067	768,060,454
2027	768,060,454	31,119,705	-	23,764,067	822,944,227
2028	822,944,227	33,309,568	-	23,764,067	880,017,861
2029	880,017,861	35,586,806	-	23,764,067	939,368,734
2030	939,368,734	37,954,906	-	23,764,067	1,001,087,707
2031	1,001,087,707	40,417,493	-	23,764,067	1,065,269,267
2032	1,065,269,267	42,978,337	-	23,764,067	1,132,011,670
2033	1,132,011,670	45,641,359	-	23,764,067	1,201,417,096
2034	1,201,417,096	42,879,283	(16,324,075)	19,724,176	1,247,696,480
2035	1,247,696,480	44,168,455	(104,939,456)	-	1,186,925,479
2036	1,186,925,479	42,017,162	(173,127,494)	-	1,055,815,147
2037	1,055,815,147	37,375,856	(210,891,850)	-	882,299,153
2038	882,299,153	31,233,390	(237,964,089)	-	675,568,454
2039	675,568,454	23,915,123	(77,052,824)	-	622,430,754
2040	622,430,754	22,034,049	(56,450,184)	-	588,014,619
2041	588,014,619	20,815,717	(53,750,522)	-	555,079,814
2042	555,079,814	19,649,825	(24,551,185)	-	550,178,454
2043	550,178,454	19,476,317	(3,283,863)	-	566,370,908
2044	566,370,908	20,049,530	(3,396,950)	-	583,023,489
2045	583,023,489	20,639,031	(12,503,271)	-	591,159,249
2046	591,159,249	20,927,037	(9,750,248)	-	602,336,039
2047	602,336,039	21,322,696	(10,024,166)	-	613,634,569
2048	613,634,569	21,722,664	(3,756,375)	-	631,600,858
2049	631,600,858	22,358,670	(10,598,142)	-	643,361,386
2050	643,361,386	22,774,993	(14,390,218)	-	651,746,161
2051	651,746,161	23,071,814	(14,414,197)	-	660,403,777
2052	660,403,777	23,378,294	(15,273,139)	-	668,508,932
2053	668,508,932	23,665,216	(4,239,043)	-	687,935,105
2054	687,935,105	24,352,903	(4,354,067)	-	707,933,941
2055	707,933,941	25,060,862	(16,597,603)	-	716,397,200
2056	716,397,200	25,360,461	(12,967,251)	-	728,790,411
2057	728,790,411	25,799,181	(13,296,374)	-	741,293,218
2058	741,293,218	26,241,780	(4,856,359)	-	762,678,639
2059	762,678,639	26,998,824	(13,592,001)	-	776,085,462
2060	776,085,462	27,473,425	(14,552,972)	-	789,005,915

Xcel Energy
Nuclear Decommissioning Accrual
100-Year Decommissioning Period
DECON Method

Docket No. E002/M-20-___
Schedule E.3
Page 16 of 17

Proposed

EXTERNAL FUND CALCULATION

External Levelized	2061	789,005,915	27,930,809	(14,926,485)	-	802,010,240
	2062	802,010,240	28,391,162	(5,433,847)	-	824,967,555
	2063	824,967,555	29,203,851	(36,288,740)	-	817,882,667
	2064	817,882,667	28,953,046	(26,323,234)	-	820,512,479
	2065	820,512,479	29,046,142	(16,780,331)	-	832,778,290
	2066	832,778,290	29,480,351	(6,097,903)	-	856,160,738
	2067	856,160,738	30,308,090	(6,278,968)	-	880,189,860
	2068	880,189,860	31,158,721	(30,274,458)	-	881,074,123
	2069	881,074,123	31,190,024	(25,002,413)	-	887,261,734
	2070	887,261,734	31,409,065	(6,861,848)	-	911,808,951
	2071	911,808,951	32,278,037	(7,070,151)	-	937,016,837
	2072	937,016,837	33,170,396	(40,071,440)	-	930,115,794
	2073	930,115,794	32,926,099	(7,509,478)	-	955,532,415
	2074	955,532,415	33,825,847	(7,741,009)	-	981,617,253
	2075	981,617,253	34,749,251	(49,766,474)	-	966,600,030
	2076	966,600,030	34,217,641	(8,320,439)	-	992,497,232
	2077	992,497,232	35,134,402	(8,486,432)	-	1,019,145,202
	2078	1,019,145,202	36,077,740	(48,771,867)	-	1,006,451,076
	2079	1,006,451,076	35,628,368	(9,028,986)	-	1,033,050,458
	2080	1,033,050,458	36,569,986	(9,419,377)	-	1,060,201,067
	2081	1,060,201,067	37,531,118	(9,611,255)	-	1,088,120,930
	2082	1,088,120,930	38,519,481	(53,104,465)	-	1,073,535,946
	2083	1,073,535,946	38,003,172	(10,236,083)	-	1,101,303,035
	2084	1,101,303,035	38,986,127	(10,684,880)	-	1,129,604,283
	2085	1,129,604,283	39,987,992	(10,906,631)	-	1,158,685,644
	2086	1,158,685,644	41,017,472	(11,260,151)	-	1,188,442,964
	2087	1,188,442,964	42,070,881	(11,626,386)	-	1,218,887,459
	2088	1,218,887,459	43,148,616	(352,803,942)	-	909,232,133
	2089	909,232,133	32,186,818	(12,398,978)	-	929,019,973
	2090	929,019,973	32,887,307	(12,806,269)	-	949,101,011
	2091	949,101,011	33,598,176	(13,228,288)	-	969,470,899
	2092	969,470,899	34,319,270	(13,822,127)	-	989,968,043
	2093	989,968,043	35,044,869	(16,712,189)	-	1,008,300,722
	2094	1,008,300,722	35,693,846	(21,273,455)	-	1,022,721,112
	2095	1,022,721,112	36,204,327	(62,315,154)	-	996,610,286
	2096	996,610,286	35,280,004	(52,022,706)	-	979,867,584
	2097	979,867,584	34,687,312	(49,097,836)	-	965,457,060
	2098	965,457,060	34,177,180	(27,222,845)	-	972,411,395
	2099	972,411,395	34,423,363	(52,291,781)	-	954,542,977
	2100	954,542,977	33,790,821	(68,044,043)	-	920,289,755
	2101	920,289,755	32,578,257	(75,192,667)	-	877,675,346
	2102	877,675,346	31,069,707	(77,596,500)	-	831,148,554
	2103	831,148,554	29,422,659	(24,946,667)	-	835,624,545
	2104	835,624,545	29,581,109	(27,837,437)	-	837,368,217
	2105	837,368,217	29,642,835	(83,425,509)	-	783,585,543
	2106	783,585,543	27,738,928	(65,298,117)	-	746,026,354
	2107	746,026,354	26,409,333	(69,412,227)	-	703,023,460

Xcel Energy
Nuclear Decommissioning Accrual
100-Year Decommissioning Period
DECON Method

Docket No. E002/M-20-___
Schedule E.3
Page 17 of 17

Proposed

EXTERNAL FUND CALCULATION

2108	703,023,460	24,887,030	(31,765,526)	-	696,144,965
2109	696,144,965	24,643,532	(71,870,887)	-	648,917,609
2110	648,917,609	22,971,683	(76,403,426)	-	595,485,867
2111	595,485,867	21,080,200	(78,893,880)	-	537,672,187
2112	537,672,187	19,033,595	(36,281,423)	-	520,424,360
2113	520,424,360	18,423,022	(178,014,477)	-	360,832,905
2114	360,832,905	12,773,485	(135,317,498)	-	238,288,892
2115	238,288,892	8,435,427	(107,488,946)	-	139,235,373
2116	139,235,373	4,928,932	(41,474,599)	-	102,689,706
2117	102,689,706	3,635,216	(143,503,463)	-	(37,178,542)
2118	(37,178,542)	(1,316,120)	38,494,662	-	0

Xcel Energy
Nuclear Decommissioning Accrual
200-Year Decommissioning Period
DECON Method

Docket No. E002/M-20-___
Schedule E.4
Page 1 of 26

Proposed

2022 ACCRUAL COMPARISON

	Present	Proposed	Difference
Monticello	$8,507,110	$98,957,412	$90,450,302
Prairie Island Unit 1	12,399,703	44,412,832	32,013,129
Prairie Island Unit 2	6,511,608	37,671,093	31,159,485
TOTAL	$27,418,421	$181,041,337	$153,622,916

Xcel Energy
Nuclear Decommissioning Accrual
200-Year Decommissioning Period
DECON Method

Docket No. E002/M-20-___
Schedule E.4
Page 2 of 26

Proposed

2022 MN RETAIL SUMMARY

	Remaining Life (yrs)	Operational Earnings Rate	Post-Shutdown Earnings Rate	Market Value Balance 6/30/2020	Book Value 6/30/2020	Unrealized Gain/Loss 6/30/2020	Tax-Effect Adjustment	Tax-Adjusted Fund Balance 6/30/2020	2022-2024 Decommissioning Accrual
Monticello	9.67	3.88%	3.90%	$814,968,100	$610,109,002	$204,859,098	$57,032,773	$757,935,327	**$98,957,412**
Prairie Island Unit 1	13.25	4.03%	3.85%	471,960,960	346,629,286	125,331,674	34,892,338	437,068,622	**44,412,832**
Prairie Island Unit 2	14.42	4.00%	3.84%	526,255,835	385,837,890	140,417,945	39,092,356	487,163,479	**37,671,093**
TOTAL DECOMMISSIONING ACCRUAL				**$1,813,184,895**	**$1,342,576,178**	**$470,608,717**	**$131,017,467**	**$1,682,167,428**	**$181,041,337**

INPUT DATA

Escalation Rate (Labor)	3.78%
Escalation Rate (Non-Labor)	2.58%
Escalation Rate (PIIC)	0.00%
Jurisdictional Factor	72.9219%
Tax Rate for tax-effect adjustment	27.84%

Xcel Energy
Nuclear Decommissioning Accrual
200-Year Decommissioning Period
DECON Method

Docket No. E002/M-20-___
Schedule E.4
Page 3 of 26

Proposed

AMOUNT TO RECOVER

	LABOR						NON-LABOR						PIIC Payment						
	Cost Estimate Nominal $s	DOE Reimbursement Estimate Nominal $s	Adjusted Estimate Nominal $s	Jurisdictional Cost in Nominal $s	Escalation Factor	Jurisdictional Cost in Future $'s	Cost Estimate Nominal $s	DOE Reimbursement Estimate Nominal $s	Adjusted Estimate Nominal $s	Jurisdictional Cost in Nominal $s	Escalation Factor	Jurisdictional Cost in Future $'s	Cost Estimate Nominal $s	Jurisdictional Cost in Nominal $s	Escalation Factor	Jurisdictional Cost in Future $'s	Total Cost Estimate Nominal $s	Total Jurisdictiona Cost in Nominal $s	Total Jurisdictional Cost in Future $'s
Monticello																			
Factors	*2020*			*72.9219%*	*3.78%*						*2.58%*				*0.00%*				
2030	$22,675,886	$0	$22,675,886	$16,535,687	1.4492	$23,963,517	$9,374,135	$0	$9,374,135	$6,835,797	1.2901	$8,818,862	$0	$0	1.0000	$0	$32,050,021	$23,371,484	$32,782,380
2031	77,872,234	-	77,872,234	56,785,913	1.5040	85,406,013	48,073,591	-	48,073,591	35,056,176	1.3234	46,393,344	0	0	1.0000	0	125,945,826	91,842,089	131,799,357
2032	87,239,449	-	87,239,449	63,616,664	1.5609	99,299,250	136,816,869	-	136,816,869	99,769,461	1.3575	135,437,043	0	0	1.0000	0	224,056,318	163,386,124	234,736,293
2033	97,169,774	-	97,169,774	70,858,045	1.6199	114,782,948	156,137,852	-	156,137,852	113,858,688	1.3926	158,559,609	0	0	1.0000	0	253,307,626	184,716,734	273,342,557
2034	97,349,933	-	97,349,933	70,989,421	1.6811	119,340,316	130,971,769	-	130,971,769	95,507,102	1.4285	136,431,895	0	0	1.0000	0	228,321,702	166,496,523	255,772,211
2035	52,997,671	-	52,997,671	38,646,909	1.7446	67,423,397	22,622,163	-	22,622,163	16,496,511	1.4653	24,172,338	0	0	1.0000	0	75,619,834	55,143,420	91,595,735
2036	37,468,263	-	37,468,263	27,322,569	1.8106	49,470,244	18,557,761	-	18,557,761	13,532,672	1.5032	20,342,312	0	0	1.0000	0	56,026,024	40,855,241	69,812,556
2037	32,364,059	-	32,364,059	23,600,487	1.8790	44,345,315	19,951,990	-	19,951,990	14,549,370	1.5419	22,433,674	0	0	1.0000	0	52,316,049	38,149,857	66,778,988
2038	7,761,328	5,807,500	1,953,828	1,424,768	1.9501	2,778,441	2,496,318	1,831,752	664,566	484,614	1.5817	766,515	0	0	1.0000	0	2,618,394	1,909,383	3,544,955
2039	7,761,328	5,807,500	1,953,828	1,424,768	2.0238	2,883,446	2,496,318	1,831,752	664,566	484,614	1.6225	786,287	0	0	1.0000	0	2,618,394	1,909,383	3,669,733
2040	7,782,543	5,807,500	1,975,042	1,440,238	2.1003	3,024,933	2,503,009	1,831,752	671,258	489,494	1.6644	814,714	0	0	1.0000	0	2,646,300	1,929,732	3,839,647
2041	7,761,328	5,807,500	1,953,828	1,424,768	2.1797	3,105,568	2,496,318	1,831,752	664,566	484,614	1.7073	827,382	0	0	1.0000	0	2,618,394	1,909,383	3,932,950
2042	7,761,328	5,807,500	1,953,828	1,424,768	2.2620	3,222,826	2,496,318	1,831,752	664,566	484,614	1.7514	848,754	0	0	1.0000	0	2,618,394	1,909,383	4,071,580
2043	7,761,328	5,807,500	1,953,828	1,424,768	2.3475	3,344,644	2,496,318	1,831,752	664,566	484,614	1.7966	870,658	0	0	1.0000	0	2,618,394	1,909,383	4,215,302
2044	7,782,543	5,807,500	1,975,042	1,440,238	2.4363	3,508,853	2,503,009	1,831,752	671,258	489,494	1.8429	902,088	0	0	1.0000	0	2,646,300	1,929,732	4,410,941
2045	7,761,328	5,807,500	1,953,828	1,424,768	2.5284	3,602,384	2,496,318	1,831,752	664,566	484,614	1.8905	916,163	0	0	1.0000	0	2,618,394	1,909,383	4,518,548
2046	7,761,328	5,807,500	1,953,828	1,424,768	2.6239	3,738,450	2,496,318	1,831,752	664,566	484,614	1.9392	939,764	0	0	1.0000	0	2,618,394	1,909,383	4,678,214
2047	7,761,328	5,807,500	1,953,828	1,424,768	2.7231	3,879,787	2,496,318	1,831,752	664,566	484,614	1.9893	964,043	0	0	1.0000	0	2,618,394	1,909,383	4,843,830
2048	8,502,029	5,807,500	2,694,528	1,964,901	2.8261	5,553,008	4,661,467	1,831,752	2,829,716	2,063,482	2.0406	4,210,742	0	0	1.0000	0	5,524,244	4,028,384	9,763,750
2049	7,761,328	5,807,500	1,953,828	1,424,768	2.9329	4,178,703	2,496,318	1,831,752	664,566	484,614	2.0932	1,014,395	0	0	1.0000	0	2,618,394	1,909,383	5,193,098
2050	9,380,171	5,807,500	3,572,671	2,605,260	3.0438	7,929,890	7,352,848	1,831,752	5,521,097	4,026,089	2.1472	8,644,817	0	0	1.0000	0	9,093,768	6,631,348	16,574,707
2051	9,380,171	5,807,500	3,572,671	2,605,260	3.1588	8,229,495	7,352,848	1,831,752	5,521,097	4,026,089	2.2026	8,867,863	0	0	1.0000	0	9,093,768	6,631,348	17,097,357
2052	9,401,386	5,807,500	3,593,886	2,620,730	3.2782	8,591,277	7,359,540	1,831,752	5,527,788	4,030,968	2.2595	9,107,972	0	0	1.0000	0	9,121,674	6,651,698	17,699,249
2053	9,380,171	5,807,500	3,572,671	2,605,260	3.4021	8,863,354	7,352,848	1,831,752	5,521,097	4,026,089	2.3178	9,331,668	0	0	1.0000	0	9,093,768	6,631,348	18,195,022
2054	9,380,171	5,807,500	3,572,671	2,605,260	3.5307	9,198,391	7,352,848	1,831,752	5,521,097	4,026,089	2.3776	9,572,428	0	0	1.0000	0	9,093,768	6,631,348	18,770,819
2055	9,380,171	5,807,500	3,572,671	2,605,260	3.6642	9,546,193	7,352,848	1,831,752	5,521,097	4,026,089	2.4389	9,819,227	0	0	1.0000	0	9,093,768	6,631,348	19,365,420
2056	9,401,386	5,807,500	3,593,886	2,620,730	3.8027	9,965,850	7,359,540	1,831,752	5,527,788	4,030,968	2.5018	10,084,676	0	0	1.0000	0	9,121,674	6,651,698	20,050,525
2057	9,380,171	5,807,500	3,572,671	2,605,260	3.9464	10,281,397	7,352,848	1,831,752	5,521,097	4,026,089	2.5664	10,332,554	0	0	1.0000	0	9,093,768	6,631,348	20,613,951
2058	16,568,011	5,807,500	10,760,511	7,846,769	4.0956	32,137,227	28,916,367	1,831,752	27,084,616	19,750,616	2.6326	51,995,473	0	0	1.0000	0	37,845,127	27,597,385	84,132,700
2059	9,380,171	5,807,500	3,572,671	2,605,260	4.2504	11,073,396	7,352,848	1,831,752	5,521,097	4,026,089	2.7005	10,872,452	0	0	1.0000	0	9,093,768	6,631,348	21,945,848
2060	9,401,386	5,807,500	3,593,886	2,620,730	4.4111	11,560,302	7,359,540	1,831,752	5,527,788	4,030,968	2.7702	11,166,588	0	0	1.0000	0	9,121,674	6,651,698	22,726,889
2061	9,380,171	5,807,500	3,572,671	2,605,260	4.5778	11,926,358	7,352,848	1,831,752	5,521,097	4,026,089	2.8416	11,440,533	0	0	1.0000	0	9,093,768	6,631,348	23,366,891
2062	9,380,171	5,807,500	3,572,671	2,605,260	4.7509	12,377,329	7,352,848	1,831,752	5,521,097	4,026,089	2.9150	11,736,048	0	0	1.0000	0	9,093,768	6,631,348	24,113,377
2063	12,974,091	5,807,500	7,166,591	5,226,014	4.9305	25,766,864	18,134,608	1,831,752	16,302,856	11,888,352	2.9902	35,548,552	0	0	1.0000	0	23,469,447	17,114,367	61,315,416
2064	9,401,386	5,807,500	3,593,886	2,620,730	5.1168	13,409,751	7,359,540	1,831,752	5,527,788	4,030,968	3.0673	12,364,188	0	0	1.0000	0	9,121,674	6,651,698	25,773,939
2065	9,380,171	5,807,500	3,572,671	2,605,260	5.3103	13,834,711	7,352,848	1,831,752	5,521,097	4,026,089	3.1465	12,668,088	0	0	1.0000	0	9,093,768	6,631,348	26,502,798
2066	10,098,955	5,807,500	4,291,455	3,129,411	5.5110	17,246,182	9,509,200	1,831,752	7,677,448	5,598,541	3.2276	18,069,852	0	0	1.0000	0	11,968,904	8,727,952	35,316,034
2067	9,380,171	5,807,500	3,572,671	2,605,260	5.7193	14,900,262	7,352,848	1,831,752	5,521,097	4,026,089	3.3109	13,329,976	0	0	1.0000	0	9,093,768	6,631,348	28,230,239
2068	19,464,362	5,807,500	13,656,862	9,958,843	5.9355	59,110,712	37,548,466	1,831,752	35,716,715	26,045,307	3.3963	88,457,676	0	0	1.0000	0	49,373,576	36,004,150	147,568,388
2069	9,380,171	5,807,500	3,572,671	2,605,260	6.1598	16,047,879	7,352,848	1,831,752	5,521,097	4,026,089	3.4840	14,026,892	0	0	1.0000	0	9,093,768	6,631,348	30,074,771
2070	9,380,171	5,807,500	3,572,671	2,605,260	6.3927	16,654,644	7,352,848	1,831,752	5,521,097	4,026,089	3.5738	14,388,435	0	0	1.0000	0	9,093,768	6,631,348	31,043,079
2071	9,380,171	5,807,500	3,572,671	2,605,260	6.6343	17,284,075	7,352,848	1,831,752	5,521,097	4,026,089	3.6660	14,759,641	0	0	1.0000	0	9,093,768	6,631,348	32,043,715
2072	9,401,386	5,807,500	3,593,886	2,620,730	6.8851	18,043,987	7,359,540	1,831,752	5,527,788	4,030,968	3.7606	15,158,858	0	0	1.0000	0	9,121,674	6,651,698	33,202,846
2073	9,380,171	5,807,500	3,572,671	2,605,260	7.1454	18,615,623	7,352,848	1,831,752	5,521,097	4,026,089	3.8576	15,531,039	0	0	1.0000	0	9,093,768	6,631,348	34,146,662
2074	9,380,171	5,807,500	3,572,671	2,605,260	7.4155	19,319,304	7,352,848	1,831,752	5,521,097	4,026,089	3.9572	15,932,037	0	0	1.0000	0	9,093,768	6,631,348	35,251,341
2075	9,380,171	5,807,500	3,572,671	2,605,260	7.6958	20,049,558	7,352,848	1,831,752	5,521,097	4,026,089	4.0593	16,343,101	0	0	1.0000	0	9,093,768	6,631,348	36,392,659
2076	9,401,386	5,807,500	3,593,886	2,620,730	7.9867	20,930,983	7,359,540	1,831,752	5,527,788	4,030,968	4.1640	16,784,951	0	0	1.0000	0	9,121,674	6,651,698	37,715,934
2077	9,380,171	5,807,500	3,572,671	2,605,260	8.2886	21,593,956	7,352,848	1,831,752	5,521,097	4,026,089	4.2714	17,197,034	0	0	1.0000	0	9,093,768	6,631,348	38,790,991
2078	9,380,171	5,807,500	3,572,671	2,605,260	8.6019	22,410,184	7,352,848	1,831,752	5,521,097	4,026,089	4.3816	17,640,709	0	0	1.0000	0	9,093,768	6,631,348	40,050,893
2079	9,380,171	5,807,500	3,572,671	2,605,260	8.9270	23,257,154	7,352,848	1,831,752	5,521,097	4,026,089	4.4947	18,096,060	0	0	1.0000	0	9,093,768	6,631,348	41,353,214
2080	9,401,386	5,807,500	3,593,886	2,620,730	9.2645	24,279,752	7,359,540	1,831,752	5,527,788	4,030,968	4.6106	18,585,181	0	0	1.0000	0	9,121,674	6,651,698	42,864,933
2081	9,380,171	5,807,500	3,572,671	2,605,260	9.6147	25,048,791	7,352,848	1,831,752	5,521,097	4,026,089	4.7296	19,041,788	0	0	1.0000	0	9,093,768	6,631,348	44,090,579
2082	9,380,171	5,807,500	3,572,671	2,605,260	9.9781	25,995,542	7,352,848	1,831,752	5,521,097	4,026,089	4.8516	19,532,971	0	0	1.0000	0	9,093,768	6,631,348	45,528,513
2083	9,380,171	5,807,500	3,572,671	2,605,260	10.3553	26,978,246	7,352,848	1,831,752	5,521,097	4,026,089	4.9768	20,037,037	0	0	1.0000	0	9,093,768	6,631,348	47,015,284
2084	34,558,825	5,807,500	28,751,325	20,966,012	10.7467	225,315,446	82,831,857	1,831,752	81,000,105	59,066,816	5.1052	301,547,907	0	0	1.0000	0	109,751,430	80,032,828	526,863,353
2085	9,380,171	5,807,500	3,572,671	2,605,260	11.1529	29,056,202	7,352,848	1,831,752	5,521,097	4,026,089	5.2369	21,084,223	0	0	1.0000	0	9,093,768	6,631,348	50,140,425
2086	9,380,171	5,807,500	3,572,671	2,605,260	11.5745	30,154,579	7,352,848	1,831,752	5,521,097	4,026,089	5.3720	21,628,148	0	0	1.0000	0	9,093,768	6,631,348	51,782,727
2087	9,380,171	5,807,500	3,572,671	2,605,260	12.0120	31,294,380	7,352,848	1,831,752	5,521,097	4,026,089	5.5106	22,186,163	0	0	1.0000	0	9,093,768	6,631,348	53,480,544
2088	10,120,872	5,807,500	4,313,372	3,145,393	12.4661	39,210,780	9,517,997	1,831,752	7,686,246	5,604,957	5.6528	31,683,698	0	0	1.0000	0	11,999,618	8,750,349	70,894,478
2089	9,380,171	5,807,500	3,572,671	2,605,260	12.9373	33,705,027	7,352,848	1,831,752	5,521,097	4,026,089	5.7986	23,345,677	0	0	1.0000	0	9,093,768	6,631,348	57,050,704
2090	9,380,171	5,807,500	3,572,671	2,605,260	13.4263	34,978,999	7,352,848	1,831,752	5,521,097	4,026,089	5.9482	23,947,980	0	0	1.0000	0	9,093,768	6,631,348	58,926,979
2091	9,380,171	5,807,500	3,572,671	2,605,260	13.9338	36,301,168	7,352,848	1,831,752	5,521,097	4,026,089	6.1017	24,565,984	0	0	1.0000	0	9,093,768	6,631,348	60,867,153
2092	9,401,386	5,807,500	3,593,886	2,620,730	14.4605	37,897,064	7,359,540	1,831,752	5,527,788	4,030,968	6.2591	25,230,232	0	0	1.0000	0	9,121,674	6,651,698	63,127,296
2093	9,380,171	5,807,500	3,572,671	2,605,260	15.0071	39,097,394	7,352,848	1,831,752	5,521,097	4,026,089	6.4206	25,849,904	0	0	1.0000	0	9,093,768	6,631,348	64,947,298
2094	9,380,171	5,807,500	3,572,671	2,605,260	15.5744	40,575,358	7,352,848	1,831,752	5,521,097	4,026,089	6.5863	26,517,027	0	0	1.0000	0	9,093,768	6,631,348	67,092,384
2095	9,380,171	5,807,500	3,572,671	2,605,260	16.1631	42,109,074	7,352,848	1,831,752	5,521,097	4,026,089	6.7562	27,201,059	0	0	1.0000	0	9,093,768	6,631,348	69,310,133
2096	9,401,386	5,807,500	3,593,886	2,620,730	16.7741	43,960,385	7,359,540	1,831,752	5,527,788	4,030,968	6.9305	27,936,624	0	0	1.0000	0	9,121,674	6,651,698	71,897,009
2097	9,380,171	5,807,500	3,572,671	2,605,260	17.4081	45,352,622	7,352,848	1,831,752	5,521,097	4,026,089	7.1093	28,622,671	0	0	1.0000	0	9,093,768	6,631,348	73,975,294
2098	9,380,171	5,807,500	3,572,671	2,605,260	18.0662	47,067,144	7,352,848	1,831,752	5,521,097	4,026,089	7.2927	29,361,056	0	0	1.0000	0	9,093,768	6,631,348	76,428,200
2099	9,380,171	5,807,500	3,572,671	2,605,260	18.7491	48,846,276	7,352,848	1,831,752	5,521,097	4,026,089	7.4809	30,118,766	0	0	1.0000	0	9,093,768	6,631,348	78,965,041
2100	9,380,171	5,807,500	3,572,671	2,605,260	19.4578	50,692,623	7,352,848	1,831,752	5,521,097	4,026,089	7.6739	30,895,801	0	0	1.0000	0	9,093,768	6,631,348	81,588,424
2101	9,380,171	5,807,500	3,572,671	2,605,260	20.1933	52,608,792	7,352,848	1,831,752	5,521,097	4,026,089	7.8719	31,692,966	0	0	1.0000	0	9,093,768	6,631,348	84,301,758
2102	9,380,171	5,807,500	3,572,671	2,605,260	20.9566	54,597,387	7,352,848	1,831,752	5,521,097	4,026,089	8.0750	32,510,665	0	0	1.0000	0	9,093,768	6,631,348	87,108,052
2103	9,380,171	5,807,500	3,572,671	2,605,260	21.7488	56,661,274	7,352,848	1,831,752	5,521,097	4,026,089	8.2833	33,349,299	0	0	1.0000	0	9,093,768	6,631,348	90,010,573
2104	9,401,386	5,807,500	3,593,886	2,620,730	22.5709	59,152,232	7,359,540	1,831,752	5,527,788	4,030,968	8.4970	34,251,135	0	0	1.0000	0	9,121,674	6,651,698	93,403,367

Xcel Energy
Nuclear Decommissioning Accrual
200-Year Decommissioning Period
DECON Method

Docket No. E002/M-20-___
Schedule E.4
Page 4 of 26

Proposed

AMOUNT TO RECOVER

	LABOR						NON-LABOR						PIIC Payment						
	Cost Estimate Nominal $s	DOE Reimbursement Estimate Nominal $s	Adjusted Estimate Nominal $s	Jurisdictional Cost in Nominal $s	Escalation Factor	Jurisdictional Cost in Future $'s	Cost Estimate Nominal $s	DOE Reimbursement Estimate Nominal $s	Adjusted Estimate Nominal $s	Jurisdictional Cost in Nominal $s	Escalation Factor	Jurisdictional Cost in Future $'s	Cost Estimate Nominal $s	Jurisdictional Cost in Nominal $s	Escalation Factor	Jurisdictional Cost in Future $'s	Total Cost Estimate Nominal $s	Total Jurisdictional Cost in Nominal $s	Total Jurisdictional Cost in Future $'s
2105	9,380,171	5,807,500	3,572,671	2,605,260	23.4240	61,025,605	7,352,848	1,831,752	5,521,097	4,026,089	8.7162	35,092,193	0	0	1.0000	0	9,093,768	6,631,348	96,117,797
2106	9,380,171	5,807,500	3,572,671	2,605,260	24.3095	63,332,562	7,352,848	1,831,752	5,521,097	4,026,089	8.9411	35,997,660	0	0	1.0000	0	9,093,768	6,631,348	99,330,222
2107	9,380,171	5,807,500	3,572,671	2,605,260	25.2284	65,726,535	7,352,848	1,831,752	5,521,097	4,026,089	9.1718	36,926,479	0	0	1.0000	0	9,093,768	6,631,348	102,653,014
2108	16,589,226	5,807,500	10,781,726	7,862,239	26.1820	205,849,146	28,923,059	1,831,752	27,091,307	19,755,496	9.4084	185,867,608	0	0	1.0000	0	37,873,033	27,617,735	391,716,754
2109	9,380,171	5,807,500	3,572,671	2,605,260	27.1717	70,789,337	7,352,848	1,831,752	5,521,097	4,026,089	9.6512	38,856,585	0	0	1.0000	0	9,093,768	6,631,348	109,645,922
2110	9,380,171	5,807,500	3,572,671	2,605,260	28.1988	73,465,199	7,352,848	1,831,752	5,521,097	4,026,089	9.9002	39,859,082	0	0	1.0000	0	9,093,768	6,631,348	113,324,281
2111	9,380,171	5,807,500	3,572,671	2,605,260	29.2647	76,242,145	7,352,848	1,831,752	5,521,097	4,026,089	10.1556	40,887,345	0	0	1.0000	0	9,093,768	6,631,348	117,129,490
2112	9,401,386	5,807,500	3,593,886	2,620,730	30.3709	79,593,925	7,359,540	1,831,752	5,527,788	4,030,968	10.4176	41,993,012	0	0	1.0000	0	9,121,674	6,651,698	121,586,937
2113	12,974,091	5,807,500	7,166,591	5,226,014	31.5189	164,718,226	18,134,608	1,831,752	16,302,856	11,888,352	10.6864	127,043,690	0	0	1.0000	0	23,469,447	17,114,367	291,761,915
2114	9,380,171	5,807,500	3,572,671	2,605,260	32.7103	85,218,828	7,352,848	1,831,752	5,521,097	4,026,089	10.9621	44,134,385	0	0	1.0000	0	9,093,768	6,631,348	129,353,213
2115	9,380,171	5,807,500	3,572,671	2,605,260	33.9468	88,440,232	7,352,848	1,831,752	5,521,097	4,026,089	11.2449	45,272,963	0	0	1.0000	0	9,093,768	6,631,348	133,713,195
2116	10,120,170	5,807,500	4,312,670	3,144,881	35.2299	110,793,836	9,515,891	1,831,752	7,684,140	5,603,421	11.5350	64,635,459	0	0	1.0000	0	11,996,810	8,748,302	175,429,295
2117	9,380,171	5,807,500	3,572,671	2,605,260	36.5616	95,252,465	7,352,848	1,831,752	5,521,097	4,026,089	11.8326	47,639,095	0	0	1.0000	0	9,093,768	6,631,348	142,891,560
2118	19,443,147	5,807,500	13,635,647	9,943,373	37.9437	377,288,354	37,541,775	1,831,752	35,710,023	26,040,428	12.1379	316,076,106	0	0	1.0000	0	49,345,670	35,983,800	693,364,459
2119	9,380,171	5,807,500	3,572,671	2,605,260	39.3779	102,589,658	7,352,848	1,831,752	5,521,097	4,026,089	12.4511	50,129,231	0	0	1.0000	0	9,093,768	6,631,348	152,718,889
2120	9,401,386	5,807,500	3,593,886	2,620,730	40.8664	107,099,795	7,359,540	1,831,752	5,527,788	4,030,968	12.7723	51,484,733	0	0	1.0000	0	9,121,674	6,651,698	158,584,528
2121	9,380,171	5,807,500	3,572,671	2,605,260	42.4112	110,492,193	7,352,848	1,831,752	5,521,097	4,026,089	13.1018	52,749,007	0	0	1.0000	0	9,093,768	6,631,348	163,241,199
2122	9,380,171	5,807,500	3,572,671	2,605,260	44.0143	114,668,685	7,352,848	1,831,752	5,521,097	4,026,089	13.4399	54,110,227	0	0	1.0000	0	9,093,768	6,631,348	168,778,912
2123	9,380,171	5,807,500	3,572,671	2,605,260	45.6781	119,003,316	7,352,848	1,831,752	5,521,097	4,026,089	13.7866	55,506,072	0	0	1.0000	0	9,093,768	6,631,348	174,509,388
2124	9,401,386	5,807,500	3,593,886	2,620,730	47.4047	124,234,914	7,359,540	1,831,752	5,527,788	4,030,968	14.1423	57,007,159	0	0	1.0000	0	9,121,674	6,651,698	181,242,072
2125	9,380,171	5,807,500	3,572,671	2,605,260	49.1966	128,169,922	7,352,848	1,831,752	5,521,097	4,026,089	14.5072	58,407,271	0	0	1.0000	0	9,093,768	6,631,348	186,577,194
2126	9,380,171	5,807,500	3,572,671	2,605,260	51.0562	133,014,664	7,352,848	1,831,752	5,521,097	4,026,089	14.8815	59,914,236	0	0	1.0000	0	9,093,768	6,631,348	192,928,900
2127	9,380,171	5,807,500	3,572,671	2,605,260	52.9861	138,042,554	7,352,848	1,831,752	5,521,097	4,026,089	15.2654	61,459,852	0	0	1.0000	0	9,093,768	6,631,348	199,502,406
2128	10,120,872	5,807,500	4,313,372	3,145,393	54.9890	172,962,000	9,517,997	1,831,752	7,686,246	5,604,957	15.6593	87,769,695	0	0	1.0000	0	11,999,618	8,750,349	260,731,695
2129	9,380,171	5,807,500	3,572,671	2,605,260	57.0676	148,675,922	7,352,848	1,831,752	5,521,097	4,026,089	16.0633	64,672,268	0	0	1.0000	0	9,093,768	6,631,348	213,348,190
2130	9,380,171	5,807,500	3,572,671	2,605,260	59.2248	154,295,988	7,352,848	1,831,752	5,521,097	4,026,089	16.4777	66,340,679	0	0	1.0000	0	9,093,768	6,631,348	220,636,667
2131	9,380,171	5,807,500	3,572,671	2,605,260	61.4635	160,128,383	7,352,848	1,831,752	5,521,097	4,026,089	16.9028	68,052,169	0	0	1.0000	0	9,093,768	6,631,348	228,180,552
2132	9,401,386	5,807,500	3,593,886	2,620,730	63.7868	167,167,972	7,359,540	1,831,752	5,527,788	4,030,968	17.3389	69,892,551	0	0	1.0000	0	9,121,674	6,651,698	237,060,524
2133	9,380,171	5,807,500	3,572,671	2,605,260	66.1979	172,462,725	7,352,848	1,831,752	5,521,097	4,026,089	17.7863	71,609,218	0	0	1.0000	0	9,093,768	6,631,348	244,071,943
2134	34,537,610	5,807,500	28,730,110	20,950,542	68.7002	1,439,306,446	82,825,165	1,831,752	80,993,414	59,061,936	18.2451	1,077,590,931	0	0	1.0000	0	109,723,524	80,012,478	2,516,897,377
2135	9,380,171	5,807,500	3,572,671	2,605,260	71.2971	185,747,466	7,352,848	1,831,752	5,521,097	4,026,089	18.7159	75,351,870	0	0	1.0000	0	9,093,768	6,631,348	261,099,336
2136	9,401,386	5,807,500	3,593,886	2,620,730	73.9921	193,913,307	7,359,540	1,831,752	5,527,788	4,030,968	19.1987	77,389,345	0	0	1.0000	0	9,121,674	6,651,698	271,302,652
2137	9,380,171	5,807,500	3,572,671	2,605,260	76.7890	200,055,292	7,352,848	1,831,752	5,521,097	4,026,089	19.6941	79,290,190	0	0	1.0000	0	9,093,768	6,631,348	279,345,482
2138	9,380,171	5,807,500	3,572,671	2,605,260	79.6916	207,617,319	7,352,848	1,831,752	5,521,097	4,026,089	20.2022	81,335,845	0	0	1.0000	0	9,093,768	6,631,348	288,953,164
2139	9,380,171	5,807,500	3,572,671	2,605,260	82.7040	215,465,403	7,352,848	1,831,752	5,521,097	4,026,089	20.7234	83,434,243	0	0	1.0000	0	9,093,768	6,631,348	298,899,646
2140	9,401,386	5,807,500	3,593,886	2,620,730	85.8302	224,937,769	7,359,540	1,831,752	5,527,788	4,030,968	21.2580	85,690,318	0	0	1.0000	0	9,121,674	6,651,698	310,628,087
2141	9,380,171	5,807,500	3,572,671	2,605,260	89.0745	232,062,211	7,352,848	1,831,752	5,521,097	4,026,089	21.8065	87,794,899	0	0	1.0000	0	9,093,768	6,631,348	319,857,110
2142	9,380,171	5,807,500	3,572,671	2,605,260	92.4416	240,834,381	7,352,848	1,831,752	5,521,097	4,026,089	22.3691	90,059,977	0	0	1.0000	0	9,093,768	6,631,348	330,894,358
2143	9,380,171	5,807,500	3,572,671	2,605,260	95.9359	249,937,940	7,352,848	1,831,752	5,521,097	4,026,089	22.9462	92,383,432	0	0	1.0000	0	9,093,768	6,631,348	342,321,372
2144	9,401,386	5,807,500	3,593,886	2,620,730	99.5622	260,925,632	7,359,540	1,831,752	5,527,788	4,030,968	23.5382	94,881,731	0	0	1.0000	0	9,121,674	6,651,698	355,807,363
2145	9,380,171	5,807,500	3,572,671	2,605,260	103.3257	269,190,289	7,352,848	1,831,752	5,521,097	4,026,089	24.1455	97,211,920	0	0	1.0000	0	9,093,768	6,631,348	366,402,209
2146	9,380,171	5,807,500	3,572,671	2,605,260	107.2314	279,365,652	7,352,848	1,831,752	5,521,097	4,026,089	24.7685	99,720,173	0	0	1.0000	0	9,093,768	6,631,348	379,085,825
2147	9,380,171	5,807,500	3,572,671	2,605,260	111.2847	289,925,551	7,352,848	1,831,752	5,521,097	4,026,089	25.4075	102,292,844	0	0	1.0000	0	9,093,768	6,631,348	392,218,395
2148	9,401,386	5,807,500	3,593,886	2,620,730	115.4913	302,671,500	7,359,540	1,831,752	5,527,788	4,030,968	26.0630	105,059,119	0	0	1.0000	0	9,121,674	6,651,698	407,730,619
2149	9,380,171	5,807,500	3,572,671	2,605,260	119.8569	312,258,359	7,352,848	1,831,752	5,521,097	4,026,089	26.7355	107,639,490	0	0	1.0000	0	9,093,768	6,631,348	419,897,848
2150	9,380,171	5,807,500	3,572,671	2,605,260	124.3875	324,061,749	7,352,848	1,831,752	5,521,097	4,026,089	27.4252	110,416,283	0	0	1.0000	0	9,093,768	6,631,348	434,478,032
2151	9,380,171	5,807,500	3,572,671	2,605,260	129.0893	336,311,159	7,352,848	1,831,752	5,521,097	4,026,089	28.1328	113,265,143	0	0	1.0000	0	9,093,768	6,631,348	449,576,302
2152	9,401,386	5,807,500	3,593,886	2,620,730	133.9689	351,096,299	7,359,540	1,831,752	5,527,788	4,030,968	28.8586	116,328,093	0	0	1.0000	0	9,121,674	6,651,698	467,424,392
2153	9,380,171	5,807,500	3,572,671	2,605,260	139.0329	362,216,820	7,352,848	1,831,752	5,521,097	4,026,089	29.6032	119,185,104	0	0	1.0000	0	9,093,768	6,631,348	481,401,924
2154	9,380,171	5,807,500	3,572,671	2,605,260	144.2884	375,908,763	7,352,848	1,831,752	5,521,097	4,026,089	30.3669	122,259,827	0	0	1.0000	0	9,093,768	6,631,348	498,168,590
2155	9,380,171	5,807,500	3,572,671	2,605,260	149.7425	390,118,110	7,352,848	1,831,752	5,521,097	4,026,089	31.1504	125,414,268	0	0	1.0000	0	9,093,768	6,631,348	515,532,378
2156	9,401,386	5,807,500	3,593,886	2,620,730	155.4027	407,268,499	7,359,540	1,831,752	5,527,788	4,030,968	31.9541	128,805,955	0	0	1.0000	0	9,121,674	6,651,698	536,074,453
2157	9,380,171	5,807,500	3,572,671	2,605,260	161.2769	420,168,218	7,352,848	1,831,752	5,521,097	4,026,089	32.7785	131,969,142	0	0	1.0000	0	9,093,768	6,631,348	552,137,361
2158	16,568,011	5,807,500	10,760,511	7,846,769	167.3732	1,313,338,847	28,916,367	1,831,752	27,084,616	19,750,616	33.6242	664,098,676	0	0	1.0000	0	37,845,127	27,597,385	1,977,437,523
2159	9,380,171	5,807,500	3,572,671	2,605,260	173.6999	452,533,360	7,352,848	1,831,752	5,521,097	4,026,089	34.4917	138,866,637	0	0	1.0000	0	9,093,768	6,631,348	591,399,998
2160	9,401,386	5,807,500	3,593,886	2,620,730	180.2658	472,427,968	7,359,540	1,831,752	5,527,788	4,030,968	35.3816	142,622,097	0	0	1.0000	0	9,121,674	6,651,698	615,050,065
2161	9,380,171	5,807,500	3,572,671	2,605,260	187.0798	487,391,475	7,352,848	1,831,752	5,521,097	4,026,089	36.2944	146,124,467	0	0	1.0000	0	9,093,768	6,631,348	633,515,942
2162	9,380,171	5,807,500	3,572,671	2,605,260	194.1514	505,814,830	7,352,848	1,831,752	5,521,097	4,026,089	37.2308	149,894,496	0	0	1.0000	0	9,093,768	6,631,348	655,709,327
2163	12,974,091	5,807,500	7,166,591	5,226,014	201.4904	1,052,991,734	18,134,608	1,831,752	16,302,856	11,888,352	38.1914	454,032,824	0	0	1.0000	0	23,469,447	17,114,367	1,507,024,558
2164	9,401,386	5,807,500	3,593,886	2,620,730	209.1067	548,012,176	7,359,540	1,831,752	5,527,788	4,030,968	39.1767	157,920,024	0	0	1.0000	0	9,121,674	6,651,698	705,932,200
2165	9,380,171	5,807,500	3,572,671	2,605,260	217.0109	565,369,766	7,352,848	1,831,752	5,521,097	4,026,089	40.1875	161,798,432	0	0	1.0000	0	9,093,768	6,631,348	727,168,198
2166	10,098,955	5,807,500	4,291,455	3,129,411	225.2140	704,787,100	9,509,200	1,831,752	7,677,448	5,598,541	41.2243	230,795,946	0	0	1.0000	0	11,968,904	8,727,952	935,583,046
2167	9,380,171	5,807,500	3,572,671	2,605,260	233.7270	608,919,549	7,352,848	1,831,752	5,521,097	4,026,089	42.2879	170,254,829	0	0	1.0000	0	9,093,768	6,631,348	779,174,377
2168	20,183,848	5,807,500	14,376,347	10,483,506	242.5619	2,542,899,067	39,706,924	1,831,752	37,875,173	27,619,296	43.3789	1,198,094,660	0	0	1.0000	0	52,251,520	38,102,801	3,740,993,727
2169	9,380,171	5,807,500	3,572,671	2,605,260	251.7308	655,824,124	7,352,848	1,831,752	5,521,097	4,026,089	44.4981	179,153,289	0	0	1.0000	0	9,093,768	6,631,348	834,977,414
2170	9,380,171	5,807,500	3,572,671	2,605,260	261.2462	680,614,213	7,352,848	1,831,752	5,521,097	4,026,089	45.6462	183,775,642	0	0	1.0000	0	9,093,768	6,631,348	864,389,855
2171	9,380,171	5,807,500	3,572,671	2,605,260	271.1213	706,341,414	7,352,848	1,831,752	5,521,097	4,026,089	46.8238	188,516,763	0	0	1.0000	0	9,093,768	6,631,348	894,858,177
2172	9,401,386	5,807,500	3,593,886	2,620,730	281.3697	737,393,979	7,359,540	1,831,752	5,527,788	4,030,968	48.0319	193,615,052	0	0	1.0000	0	9,121,674	6,651,698	931,009,031
2173	9,380,171	5,807,500	3,572,671	2,605,260	292.0054	760,749,919	7,352,848	1,831,752	5,521,097	4,026,089	49.2711	198,369,810	0	0	1.0000	0	9,093,768	6,631,348	959,119,729
2174	9,380,171	5,807,500	3,572,671	2,605,260	303.0433	789,506,516	7,352,848	1,831,752	5,521,097	4,026,089	50.5423	203,487,774	0	0	1.0000	0	9,093,768	6,631,348	992,994,290
2175	9,380,171	5,807,500	3,572,671	2,605,260	314.4983	819,349,767	7,352,848	1,831,752	5,521,097	4,026,089	51.8463	208,737,793	0	0	1.0000	0	9,093,768	6,631,348	1,028,087,560
2176	9,401,386	5,807,500	3,593,886	2,620,730	326.3863	855,370,328	7,359,540	1,831,752	5,527,788	4,030,968	53.1839	214,382,599	0	0	1.0000	0	9,121,674	6,651,698	1,069,752,927
2177	9,380,171	5,807,500	3,572,671	2,605,260	338.7237	882,463,226	7,352,848	1,831,752	5,521,097	4,026,089	54.5561	219,647,688	0	0	1.0000	0	9,093,768	6,631,348	1,102,110,914
2178	9,380,171	5,807,500	3,572,671	2,605,260	351.5275	915,820,451	7,352,848	1,831,752	5,521,097	4,026,089	55.9636	225,314,407	0	0	1.0000	0	9,093,768	6,631,348	1,141,134,859
2179	9,380,171	5,807,500	3,572,671	2,605,260	364.8152	950,438,362	7,352,848	1,831,752	5,521,097	4,026,089	57.4075	231,127,676	0	0	1.0000	0	9,093,768	6,631,348	1,181,566,038
2180	9,401,386	5,807,500	3,593,886	2,620,730	378.6052	992,221,959	7,359,540	1,831,752	5,527,788	4,030,968	58.8886	237,378,062	0	0	1.0000	0	9,121,674	6,651,698	1,229,600,021
2181	9,380,171	5,807,500	3,572,671	2,605,260	392.9165	1,023,649,548	7,352,848	1,831,752	5,521,097	4,026,089	60.4079	243,207,552	0	0	1.0000	0	9,093,768	6,631,348	1,266,857,100

Xcel Energy
Nuclear Decommissioning Accrual
200-Year Decommissioning Period
DECON Method

Docket No. E002/M-20-___
Schedule E.4
Page 5 of 26

Proposed

AMOUNT TO RECOVER

	LABOR						NON-LABOR						PIIC Payment						
	Cost Estimate Nominal $s	DOE Reimbursement Estimate Nominal $s	Adjusted Estimate Nominal $s	Jurisdictional Cost in Nominal $s	Escalation Factor	Jurisdictional Cost in Future $'s	Cost Estimate Nominal $s	DOE Reimbursement Estimate Nominal $s	Adjusted Estimate Nominal $s	Jurisdictional Cost in Nominal $s	Escalation Factor	Jurisdictional Cost in Future $'s	Cost Estimate Nominal $s	Jurisdictional Cost in Nominal $s	Escalation Factor	Jurisdictional Cost in Future $'s	Total Cost Estimate Nominal $s	Total Jurisdictional Cost in Nominal $s	Total Jurisdictional Cost in Future $'s
2182	9,380,171	5,807,500	3,572,671	2,605,260	407.7688	1,062,343,647	7,352,848	1,831,752	5,521,097	4,026,089	61.9664	249,482,211	0	0	1.0000	0	9,093,768	6,631,348	1,311,825,859
2183	9,380,171	5,807,500	3,572,671	2,605,260	423.1824	1,102,500,079	7,352,848	1,831,752	5,521,097	4,026,089	63.5652	255,919,122	0	0	1.0000	0	9,093,768	6,631,348	1,358,419,201
2184	34,558,825	5,807,500	28,751,325	20,966,012	439.1787	9,207,826,074	82,831,857	1,831,752	81,000,105	59,066,816	65.2052	3,851,463,525	0	0	1.0000	0	109,751,430	80,032,828	13,059,289,599
2185	9,380,171	5,807,500	3,572,671	2,605,260	455.7797	1,187,424,513	7,352,848	1,831,752	5,521,097	4,026,089	66.8874	269,294,593	0	0	1.0000	0	9,093,768	6,631,348	1,456,719,106
2186	9,380,171	5,807,500	3,572,671	2,605,260	473.0081	1,232,308,971	7,352,848	1,831,752	5,521,097	4,026,089	68.6131	276,242,414	0	0	1.0000	0	9,093,768	6,631,348	1,508,551,385
2187	9,380,171	5,807,500	3,572,671	2,605,260	490.8878	1,278,890,234	7,352,848	1,831,752	5,521,097	4,026,089	70.3834	283,369,798	0	0	1.0000	0	9,093,768	6,631,348	1,562,260,032
2188	9,401,386	5,807,500	3,593,886	2,620,730	509.4434	1,335,113,539	7,359,540	1,831,752	5,527,788	4,030,968	72.1993	291,033,068	0	0	1.0000	0	9,121,674	6,651,698	1,626,146,607
2189	9,380,171	5,807,500	3,572,671	2,605,260	528.7004	1,377,401,879	7,352,848	1,831,752	5,521,097	4,026,089	74.0620	298,180,168	0	0	1.0000	0	9,093,768	6,631,348	1,675,582,047
2190	9,380,171	5,807,500	3,572,671	2,605,260	548.6852	1,429,467,474	7,352,848	1,831,752	5,521,097	4,026,089	75.9728	305,873,218	0	0	1.0000	0	9,093,768	6,631,348	1,735,340,692
2191	9,380,171	5,807,500	3,572,671	2,605,260	569.4255	1,483,501,343	7,352,848	1,831,752	5,521,097	4,026,089	77.9329	313,764,754	0	0	1.0000	0	9,093,768	6,631,348	1,797,266,097
2192	10,121,286	5,807,500	4,313,786	3,145,695	590.9498	1,858,947,615	9,519,240	1,831,752	7,687,488	5,605,862	79.9436	448,152,812	0	0	1.0000	0	12,001,274	8,751,557	2,307,100,427
2193	10,639,996	5,807,500	4,832,496	3,523,948	613.2877	2,161,194,019	11,132,323	1,831,752	9,300,572	6,782,153	82.0061	556,177,958	0	0	1.0000	0	14,133,068	10,306,102	2,717,371,977
2194	9,560,146	5,807,500	3,752,646	2,736,501	636.4700	1,741,700,761	7,892,773	1,831,752	6,061,022	4,419,812	84.1219	371,802,990	0	0	1.0000	0	9,813,668	7,156,313	2,113,503,752
2195	10,460,021	5,807,500	4,652,521	3,392,707	660.5286	2,240,979,939	10,592,398	1,831,752	8,760,647	6,388,430	86.2922	551,271,673	0	0	1.0000	0	13,413,168	9,781,137	2,792,251,612
2196	10,841,186	5,807,500	5,033,686	3,670,659	685.4966	2,516,224,533	11,678,940	1,831,752	9,847,188	7,180,757	88.5185	635,629,799	0	0	1.0000	0	14,880,874	10,851,416	3,151,854,332
2197	7,743,341	5,807,500	1,935,841	1,411,652	711.4083	1,004,260,817	2,442,356	1,831,752	610,605	445,265	90.8023	40,431,056	0	0	1.0000	0	2,546,446	1,856,916	1,044,691,873
2198	7,743,341	5,807,500	1,935,841	1,411,652	738.2996	1,042,221,969	2,442,356	1,831,752	610,605	445,265	93.1450	41,474,177	0	0	1.0000	0	2,546,446	1,856,916	1,083,696,147
2199	7,743,341	5,807,500	1,935,841	1,411,652	766.2073	1,081,617,925	2,442,356	1,831,752	610,605	445,265	95.5482	42,544,238	0	0	1.0000	0	2,546,446	1,856,916	1,124,162,162
2200	7,743,341	5,807,500	1,935,841	1,411,652	795.1699	1,122,503,032	2,442,356	1,831,752	610,605	445,265	98.0133	43,641,859	0	0	1.0000	0	2,546,446	1,856,916	1,166,144,891
2201	7,743,341	5,807,500	1,935,841	1,411,652	825.2273	1,164,933,615	2,442,356	1,831,752	610,605	445,265	100.5421	44,767,845	0	0	1.0000	0	2,546,446	1,856,916	1,209,701,460
2202	7,743,341	5,807,500	1,935,841	1,411,652	856.4209	1,208,968,117	2,442,356	1,831,752	610,605	445,265	103.1360	45,922,817	0	0	1.0000	0	2,546,446	1,856,916	1,254,890,934
2203	7,743,341	5,807,500	1,935,841	1,411,652	888.7937	1,254,667,239	2,442,356	1,831,752	610,605	445,265	105.7969	47,107,622	0	0	1.0000	0	2,546,446	1,856,916	1,301,774,860
2204	7,764,555	5,807,500	1,957,055	1,427,122	922.3901	1,316,363,137	2,449,048	1,831,752	617,296	450,144	108.5265	48,852,570	0	0	1.0000	0	2,574,352	1,877,266	1,365,215,706
2205	7,743,341	5,807,500	1,935,841	1,411,652	957.2564	1,351,312,733	2,442,356	1,831,752	610,605	445,265	111.3265	49,569,757	0	0	1.0000	0	2,546,446	1,856,916	1,400,882,490
2206	7,743,341	5,807,500	1,935,841	1,411,652	993.4407	1,402,392,366	2,442,356	1,831,752	610,605	445,265	114.1987	50,848,646	0	0	1.0000	0	2,546,446	1,856,916	1,453,241,012
2207	7,743,341	5,807,500	1,935,841	1,411,652	1,030.9927	1,455,402,715	2,442,356	1,831,752	610,605	445,265	117.1450	52,160,530	0	0	1.0000	0	2,546,446	1,856,916	1,507,563,244
2208	15,671,881	5,807,500	9,864,381	7,193,294	1,069.9643	7,696,567,840	26,171,025	1,831,752	24,339,273	17,748,661	120.1674	2,132,810,391	0	0	1.0000	0	34,203,654	24,941,955	9,829,378,232
2209	7,743,341	5,807,500	1,935,841	1,411,652	1,110.4089	1,567,510,738	2,442,356	1,831,752	610,605	445,265	123.2677	54,886,751	0	0	1.0000	0	2,546,446	1,856,916	1,622,397,489
2210	7,743,341	5,807,500	1,935,841	1,411,652	1,152.3824	1,626,762,705	2,442,356	1,831,752	610,605	445,265	126.4480	56,302,827	0	0	1.0000	0	2,546,446	1,856,916	1,683,065,532
2211	7,743,341	5,807,500	1,935,841	1,411,652	1,195.9424	1,688,254,258	2,442,356	1,831,752	610,605	445,265	129.7104	57,755,458	0	0	1.0000	0	2,546,446	1,856,916	1,746,009,716
2212	7,764,555	5,807,500	1,957,055	1,427,122	1,241.1491	1,771,271,095	2,449,048	1,831,752	617,296	450,144	133.0569	59,894,786	0	0	1.0000	0	2,574,352	1,877,266	1,831,165,881
2213	11,337,261	5,807,500	5,529,761	4,032,406	1,288.0645	5,193,999,613	13,224,116	1,831,752	11,392,364	8,307,529	136.4898	1,133,892,919	0	0	1.0000	0	16,922,125	12,339,935	6,327,892,531
2214	7,743,341	5,807,500	1,935,841	1,411,652	1,336.7533	1,887,030,221	2,442,356	1,831,752	610,605	445,265	140.0112	62,342,040	0	0	1.0000	0	2,546,446	1,856,916	1,949,372,261
2215	7,743,341	5,807,500	1,935,841	1,411,652	1,387.2826	1,958,359,999	2,442,356	1,831,752	610,605	445,265	143.6235	63,950,470	0	0	1.0000	0	2,546,446	1,856,916	2,022,310,469
2216	8,483,339	5,807,500	2,675,839	1,951,273	1,439.7219	2,809,290,264	4,605,400	1,831,752	2,773,648	2,022,597	147.3290	297,987,185	0	0	1.0000	0	5,449,487	3,973,870	3,107,277,449
2217	7,743,341	5,807,500	1,935,841	1,411,652	1,494.1434	2,109,210,241	2,442,356	1,831,752	610,605	445,265	151.1301	67,292,894	0	0	1.0000	0	2,546,446	1,856,916	2,176,503,134
2218	18,325,254	5,807,500	12,517,754	9,128,184	1,550.6220	14,154,362,794	34,188,096	1,831,752	32,356,344	23,594,861	155.0292	3,657,892,419	0	0	1.0000	0	44,874,098	32,723,045	17,812,255,213
2219	8,366,066	5,807,500	2,558,566	1,865,755	1,609.2355	3,002,438,723	4,310,531	1,831,752	2,478,780	1,807,573	159.0290	287,456,586	0	0	1.0000	0	5,037,346	3,673,328	3,289,895,309
2220	8,283,493	5,807,500	2,475,993	1,805,541	1,670.0646	3,015,370,127	4,005,860	1,831,752	2,174,109	1,585,401	163.1319	258,629,544	0	0	1.0000	0	4,650,102	3,390,942	3,273,999,672
2221	8,262,278	5,807,500	2,454,778	1,790,071	1,733.1930	3,102,538,351	3,999,169	1,831,752	2,167,417	1,580,522	167.3407	264,485,645	0	0	1.0000	0	4,622,196	3,370,593	3,367,023,996
2222	8,262,278	5,807,500	2,454,778	1,790,071	1,798.7077	3,219,814,309	3,999,169	1,831,752	2,167,417	1,580,522	171.6581	271,309,390	0	0	1.0000	0	4,622,196	3,370,593	3,491,123,699
2223	8,366,066	5,807,500	2,558,566	1,865,755	1,866.6989	3,482,802,275	4,310,531	1,831,752	2,478,780	1,807,573	176.0869	318,289,992	0	0	1.0000	0	5,037,346	3,673,328	3,801,092,267
2224	8,283,493	5,807,500	2,475,993	1,805,541	1,937.2601	3,497,802,561	4,005,860	1,831,752	2,174,109	1,585,401	180.6299	286,370,898	0	0	1.0000	0	4,650,102	3,390,942	3,784,173,459
2225	8,262,278	5,807,500	2,454,778	1,790,071	2,010.4885	3,598,916,956	3,999,169	1,831,752	2,167,417	1,580,522	185.2902	292,855,223	0	0	1.0000	0	4,622,196	3,370,593	3,891,772,179
2226	8,262,278	5,807,500	2,454,778	1,790,071	2,086.4850	3,734,956,079	3,999,169	1,831,752	2,167,417	1,580,522	190.0707	300,410,908	0	0	1.0000	0	4,622,196	3,370,593	4,035,366,987
2227	8,366,066	5,807,500	2,558,566	1,865,755	2,165.3541	4,040,019,623	4,310,531	1,831,752	2,478,780	1,807,573	194.9745	352,430,715	0	0	1.0000	0	5,037,346	3,673,328	4,392,450,338
2228	8,283,493	5,807,500	2,475,993	1,805,541	2,247.2045	4,057,419,886	4,005,860	1,831,752	2,174,109	1,585,401	200.0048	317,087,892	0	0	1.0000	0	4,650,102	3,390,942	4,374,507,778
2229	8,262,278	5,807,500	2,454,778	1,790,071	2,332.1489	4,174,711,877	3,999,169	1,831,752	2,167,417	1,580,522	205.1650	324,267,780	0	0	1.0000	0	4,622,196	3,370,593	4,498,979,657
2230	7,898,435	5,807,500	2,090,935	1,524,749	2,420.3041	3,690,356,757	9,373,508	1,831,752	7,541,756	5,499,592	210.4582	1,157,434,251	0	0	1.0000	0	9,632,691	7,024,341	4,847,791,008
2231	1,934,862	5,807,500	(3,872,638)	(2,824,001)	2,511.7916	(7,093,302,984)	5,233,607	1,831,752	3,401,855	2,480,697	215.8880	535,552,815	0	0	1.0000	0	(470,783)	(343,304)	(6,557,750,169)
	$2,420,039,607	$1,126,655,030	$1,293,384,577	$943,160,608		$156,711,216,362	$2,278,468,669	$355,359,814	$1,923,108,855	$1,402,367,516		$35,878,386,295	$0	$0		$0	$3,216,493,432	$2,345,528,124	$192,589,602,657

Xcel Energy
Nuclear Decommissioning Accrual
200-Year Decommissioning Period
DECON Method

Docket No. E002/M-20-___
Schedule E.4
Page 6 of 26

Proposed

AMOUNT TO RECOVER

	LABOR						NON-LABOR						PIIC Payment						
	Cost Estimate Nominal $s	DOE Reimbursement Estimate Nominal $s	Adjusted Estimate Nominal $s	Jurisdictional Cost in Nominal $s	Escalation Factor	Jurisdictional Cost in Future $'s	Cost Estimate Nominal $s	DOE Reimbursement Estimate Nominal $s	Adjusted Estimate Nominal $s	Jurisdictional Cost in Nominal $s	Escalation Factor	Jurisdictional Cost in Future $'s	Cost Estimate Nominal $s	Jurisdictional Cost in Nominal $s	Escalation Factor	Jurisdictional Cost in Future $'s	Total Cost Estimate Nominal $s	Total Jurisdictiona Cost in Nominal $s	Total Jurisdictional Cost in Future $'s
Prairie Island Unit 1																			
Factors	*2020*			*72.9219%*	*3.78%*						*2.58%*				*0.00%*				
2033	$23,781,621	$0	$23,781,621	$17,342,010	1.6199	$28,092,322	$10,730,367	$0	$10,730,367	$7,824,788	1.3926	$10,896,799	$1,250,000	$911,524	1.0000	$911,524	$35,761,989	$26,078,322	$39,900,645
2034	67,414,165	-	67,414,165	49,159,690	1.6811	82,642,355	37,794,291	-	37,794,291	27,560,315	1.4285	39,369,910	1,250,000	911,524	1.0000	911,524	106,458,456	77,631,529	122,923,789
2035	68,590,728	-	68,590,728	50,017,662	1.7446	87,260,813	77,836,645	-	77,836,645	56,759,960	1.4653	83,170,370	1,250,000	911,524	1.0000	911,524	147,677,372	107,689,146	171,342,706
2036	64,616,422	-	64,616,422	47,119,523	1.8106	85,314,608	81,274,975	-	81,274,975	59,267,256	1.5032	89,090,539	1,250,000	911,524	1.0000	911,524	147,141,397	107,298,302	175,316,670
2037	46,367,050	-	46,367,050	33,811,734	1.8790	63,532,248	68,950,805	-	68,950,805	50,280,237	1.5419	77,527,098	1,250,000	911,524	1.0000	911,524	116,567,855	85,003,495	141,970,869
2038	26,102,517	-	26,102,517	19,034,451	1.9501	37,119,083	44,888,187	-	44,888,187	32,733,319	1.5817	51,774,290	1,250,000	911,524	1.0000	911,524	72,240,703	52,679,293	89,804,897
2039	33,734,614	-	33,734,614	24,599,921	2.0238	49,785,321	14,198,586	-	14,198,586	10,353,879	1.6225	16,799,168	1,250,000	911,524	1.0000	911,524	49,183,200	35,865,324	67,496,013
2040	20,721,562	-	20,721,562	15,110,557	2.1003	31,736,703	9,470,370	-	9,470,370	6,905,974	1.6644	11,494,303	1,250,000	911,524	1.0000	911,524	31,441,932	22,928,054	44,142,529
2041	15,615,259	2,964,152	12,651,106	9,225,427	2.1797	20,108,663	11,497,230	1,596,286	9,900,945	7,219,957	1.7073	12,326,633	1,250,000	911,524	1.0000	911,524	23,802,051	17,356,908	33,346,820
2042	9,448,219	2,964,152	6,484,067	4,728,305	2.2620	10,695,425	6,542,839	1,596,286	4,946,554	3,607,121	1.7514	6,317,511	1,250,000	911,524	1.0000	911,524	12,680,620	9,246,949	17,924,460
2043	3,952,204	2,964,152	988,052	720,506	2.3475	1,691,388	2,127,526	1,596,286	531,240	387,390	1.7966	695,985	1,250,000	911,524	1.0000	911,524	2,769,292	2,019,420	3,298,897
2044	3,963,032	2,964,152	998,879	728,402	2.4363	1,774,606	2,136,779	1,596,286	540,493	394,138	1.8429	726,357	1,250,000	911,524	1.0000	911,524	2,789,373	2,034,064	3,412,486
2045	5,466,342	2,964,152	2,502,189	1,824,644	2.5284	4,613,430	6,669,939	1,596,286	5,073,654	3,699,805	1.8905	6,994,481	1,250,000	911,524	1.0000	911,524	8,825,843	6,435,973	12,519,435
2046	4,961,629	2,964,152	1,997,477	1,456,598	2.6239	3,821,968	5,155,801	1,596,286	3,559,516	2,595,667	1.9392	5,033,517	1,250,000	911,524	1.0000	911,524	6,806,993	4,963,788	9,767,008
2047	4,961,629	2,964,152	1,997,477	1,456,598	2.7231	3,966,462	5,155,801	1,596,286	3,559,516	2,595,667	1.9893	5,163,560	1,250,000	911,524	1.0000	911,524	6,806,993	4,963,788	10,041,546
2048	3,963,032	2,964,152	998,879	728,402	2.8261	2,058,537	2,136,779	1,596,286	540,493	394,138	2.0406	804,278	1,250,000	911,524	1.0000	911,524	2,789,373	2,034,064	3,774,339
2049	4,961,629	2,964,152	1,997,477	1,456,598	2.9329	4,272,056	5,155,801	1,596,286	3,559,516	2,595,667	2.0932	5,433,249	1,250,000	911,524	1.0000	911,524	6,806,993	4,963,788	10,616,830
2050	5,466,342	2,964,152	2,502,189	1,824,644	3.0438	5,553,852	6,669,939	1,596,286	5,073,654	3,699,805	2.1472	7,944,221	1,250,000	911,524	1.0000	911,524	8,825,843	6,435,973	14,409,596
2051	5,411,567	2,964,152	2,447,414	1,784,701	3.1588	5,637,514	6,505,614	1,596,286	4,909,328	3,579,976	2.2026	7,885,254	1,250,000	911,524	1.0000	911,524	8,606,743	6,276,200	14,434,291
2052	5,477,170	2,964,152	2,513,017	1,832,540	3.2782	6,007,433	6,679,193	1,596,286	5,082,907	3,706,553	2.2595	8,374,956	1,250,000	911,524	1.0000	911,524	8,845,925	6,450,616	15,293,912
2053	3,952,204	2,964,152	988,052	720,506	3.4021	2,451,233	2,127,526	1,596,286	531,240	387,390	2.3178	897,893	1,250,000	911,524	1.0000	911,524	2,769,292	2,019,420	4,260,650
2054	3,952,204	2,964,152	988,052	720,506	3.5307	2,543,890	2,127,526	1,596,286	531,240	387,390	2.3776	921,059	1,250,000	911,524	1.0000	911,524	2,769,292	2,019,420	4,376,473
2055	5,466,342	2,964,152	2,502,189	1,824,644	3.6642	6,685,861	6,669,939	1,596,286	5,073,654	3,699,805	2.4389	9,023,454	1,250,000	911,524	1.0000	911,524	8,825,843	6,435,973	16,620,838
2056	4,972,457	2,964,152	2,008,305	1,464,494	3.8027	5,569,031	5,165,055	1,596,286	3,568,769	2,602,414	2.5018	6,510,720	1,250,000	911,524	1.0000	911,524	6,827,074	4,978,432	12,991,276
2057	4,961,629	2,964,152	1,997,477	1,456,598	3.9464	5,748,319	5,155,801	1,596,286	3,559,516	2,595,667	2.5664	6,661,519	1,250,000	911,524	1.0000	911,524	6,806,993	4,963,788	13,321,361
2058	3,952,204	2,964,152	988,052	720,506	4.0956	2,950,904	2,127,526	1,596,286	531,240	387,390	2.6326	1,019,844	1,250,000	911,524	1.0000	911,524	2,769,292	2,019,420	4,882,272
2059	4,906,854	2,964,152	1,942,702	1,416,655	4.2504	6,021,350	4,991,476	1,596,286	3,395,190	2,475,837	2.7005	6,685,999	1,250,000	911,524	1.0000	911,524	6,587,892	4,804,016	13,618,873
2060	4,972,457	2,964,152	2,008,305	1,464,494	4.4111	6,460,029	5,165,055	1,596,286	3,568,769	2,602,414	2.7702	7,209,208	1,250,000	911,524	1.0000	911,524	6,827,074	4,978,432	14,580,762
2061	4,961,629	2,964,152	1,997,477	1,456,598	4.5778	6,668,015	5,155,801	1,596,286	3,559,516	2,595,667	2.8416	7,375,846	1,250,000	911,524	1.0000	911,524	6,806,993	4,963,788	14,955,385
2062	3,952,204	2,964,152	988,052	720,506	4.7509	3,423,052	2,127,526	1,596,286	531,240	387,390	2.9150	1,129,243	1,250,000	911,524	1.0000	911,524	2,769,292	2,019,420	5,463,818
2063	6,980,480	2,964,152	4,016,327	2,928,782	4.9305	14,440,361	11,212,353	1,596,286	9,616,068	7,012,219	2.9902	20,967,938	1,250,000	911,524	1.0000	911,524	14,882,395	10,852,525	36,319,822
2064	5,927,107	2,964,152	2,962,955	2,160,643	5.1168	11,055,578	8,029,005	1,596,286	6,432,720	4,690,862	3.0673	14,388,279	1,250,000	911,524	1.0000	911,524	10,645,675	7,763,028	26,355,381
2065	4,961,629	2,964,152	1,997,477	1,456,598	5.3103	7,734,973	5,155,801	1,596,286	3,559,516	2,595,667	3.1465	8,167,265	1,250,000	911,524	1.0000	911,524	6,806,993	4,963,788	16,813,761
2066	3,952,204	2,964,152	988,052	720,506	5.5110	3,970,708	2,127,526	1,596,286	531,240	387,390	3.2276	1,250,341	1,250,000	911,524	1.0000	911,524	2,769,292	2,019,420	6,132,573
2067	3,952,204	2,964,152	988,052	720,506	5.7193	4,120,790	2,127,526	1,596,286	531,240	387,390	3.3109	1,282,611	1,250,000	911,524	1.0000	911,524	2,769,292	2,019,420	6,314,924
2068	5,981,882	2,964,152	3,017,730	2,200,586	5.9355	13,061,579	8,193,331	1,596,286	6,597,045	4,810,691	3.3963	16,338,549	1,250,000	911,524	1.0000	911,524	10,864,775	7,922,801	30,311,651
2069	5,466,342	2,964,152	2,502,189	1,824,644	6.1598	11,239,443	6,669,939	1,596,286	5,073,654	3,699,805	3.4840	12,890,120	1,250,000	911,524	1.0000	911,524	8,825,843	6,435,973	25,041,086
2070	3,952,204	2,964,152	988,052	720,506	6.3927	4,605,978	2,127,526	1,596,286	531,240	387,390	3.5738	1,384,455	1,250,000	911,524	1.0000	911,524	2,769,292	2,019,420	6,901,958
2071	3,952,204	2,964,152	988,052	720,506	6.6343	4,780,053	2,127,526	1,596,286	531,240	387,390	3.6660	1,420,173	1,250,000	911,524	1.0000	911,524	2,769,292	2,019,420	7,111,749
2072	6,431,820	2,964,152	3,467,668	2,528,689	6.8851	17,410,277	9,543,143	1,596,286	7,946,858	5,795,000	3.7606	21,792,676	1,250,000	911,524	1.0000	911,524	12,664,525	9,235,212	40,114,477
2073	3,952,204	2,964,152	988,052	720,506	7.1454	5,148,303	2,127,526	1,596,286	531,240	387,390	3.8576	1,494,397	1,250,000	911,524	1.0000	911,524	2,769,292	2,019,420	7,554,224
2074	3,952,204	2,964,152	988,052	720,506	7.4155	5,342,912	2,127,526	1,596,286	531,240	387,390	3.9572	1,532,981	1,250,000	911,524	1.0000	911,524	2,769,292	2,019,420	7,787,417
2075	6,835,510	2,964,152	3,871,358	2,823,068	7.6958	21,725,764	10,777,444	1,596,286	9,181,159	6,695,075	4.0593	27,177,319	1,250,000	911,524	1.0000	911,524	14,302,516	10,429,667	49,814,607
2076	3,963,032	2,964,152	998,879	728,402	7.9867	5,817,528	2,136,779	1,596,286	540,493	394,138	4.1640	1,641,191	1,250,000	911,524	1.0000	911,524	2,789,373	2,034,064	8,370,242
2077	3,952,204	2,964,152	988,052	720,506	8.2886	5,971,986	2,127,526	1,596,286	531,240	387,390	4.2714	1,654,699	1,250,000	911,524	1.0000	911,524	2,769,292	2,019,420	8,538,208
2078	6,475,767	2,964,152	3,511,615	2,560,736	8.6019	22,027,197	9,698,215	1,596,286	8,101,930	5,908,081	4.3816	25,886,848	1,250,000	911,524	1.0000	911,524	12,863,544	9,380,341	48,825,568
2079	3,952,204	2,964,152	988,052	720,506	8.9270	6,431,957	2,127,526	1,596,286	531,240	387,390	4.4947	1,741,203	1,250,000	911,524	1.0000	911,524	2,769,292	2,019,420	9,084,684
2080	3,963,032	2,964,152	998,879	728,402	9.2645	6,748,279	2,136,779	1,596,286	540,493	394,138	4.6106	1,817,213	1,250,000	911,524	1.0000	911,524	2,789,373	2,034,064	9,477,016
2081	3,952,204	2,964,152	988,052	720,506	9.6147	6,927,449	2,127,526	1,596,286	531,240	387,390	4.7296	1,832,201	1,250,000	911,524	1.0000	911,524	2,769,292	2,019,420	9,671,174
2082	6,366,217	2,964,152	3,402,064	2,480,850	9.9781	24,754,170	9,369,564	1,596,286	7,773,279	5,668,423	4.8516	27,500,919	1,250,000	911,524	1.0000	911,524	12,425,343	9,060,796	53,166,613
2083	3,952,204	2,964,152	988,052	720,506	10.3553	7,461,055	2,127,526	1,596,286	531,240	387,390	4.9768	1,927,964	1,250,000	911,524	1.0000	911,524	2,769,292	2,019,420	10,300,543
2084	3,963,032	2,964,152	998,879	728,402	10.7467	7,827,917	2,136,779	1,596,286	540,493	394,138	5.1052	2,012,154	1,250,000	911,524	1.0000	911,524	2,789,373	2,034,064	10,751,594
2085	3,952,204	2,964,152	988,052	720,506	11.1529	8,035,731	2,127,526	1,596,286	531,240	387,390	5.2369	2,028,724	1,250,000	911,524	1.0000	911,524	2,769,292	2,019,420	10,975,979
2086	3,952,204	2,964,152	988,052	720,506	11.5745	8,339,496	2,127,526	1,596,286	531,240	387,390	5.3720	2,081,061	1,250,000	911,524	1.0000	911,524	2,769,292	2,019,420	11,332,081
2087	3,952,204	2,964,152	988,052	720,506	12.0120	8,654,718	2,127,526	1,596,286	531,240	387,390	5.5106	2,134,753	1,250,000	911,524	1.0000	911,524	2,769,292	2,019,420	11,700,994
2088	19,159,622	2,964,152	16,195,470	11,810,044	12.4661	147,225,192	51,265,873	1,596,286	49,669,587	36,220,007	5.6528	204,744,453	1,250,000	911,524	1.0000	911,524	67,115,057	48,941,575	352,881,169
2089	3,952,204	2,964,152	988,052	720,506	12.9373	9,321,402	2,127,526	1,596,286	531,240	387,390	5.7986	2,246,321	1,250,000	911,524	1.0000	911,524	2,769,292	2,019,420	12,479,247
2090	3,952,204	2,964,152	988,052	720,506	13.4263	9,673,729	2,127,526	1,596,286	531,240	387,390	5.9482	2,304,275	1,250,000	911,524	1.0000	911,524	2,769,292	2,019,420	12,889,528
2091	3,952,204	2,964,152	988,052	720,506	13.9338	10,039,386	2,127,526	1,596,286	531,240	387,390	6.1017	2,363,739	1,250,000	911,524	1.0000	911,524	2,769,292	2,019,420	13,314,649
2092	3,963,032	2,964,152	998,879	728,402	14.4605	10,533,056	2,136,779	1,596,286	540,493	394,138	6.2591	2,466,950	1,250,000	911,524	1.0000	911,524	2,789,373	2,034,064	13,911,529
2093	3,952,204	2,964,152	988,052	720,506	15.0071	10,812,705	2,127,526	1,596,286	531,240	387,390	6.4206	2,487,278	1,250,000	911,524	1.0000	911,524	2,769,292	2,019,420	14,211,507
2094	3,952,204	2,964,152	988,052	720,506	15.5744	11,221,448	2,127,526	1,596,286	531,240	387,390	6.5863	2,551,469	1,250,000	911,524	1.0000	911,524	2,769,292	2,019,420	14,684,440
2095	5,470,929	2,964,152	2,506,776	1,827,989	16.1631	29,545,967	6,683,700	1,596,286	5,087,414	3,709,839	6.7562	25,064,414	1,250,000	911,524	1.0000	911,524	8,844,190	6,449,352	55,521,905
2096	4,975,515	2,964,152	2,011,363	1,466,724	16.7741	24,602,972	5,174,228	1,596,286	3,577,943	2,609,104	6.9305	18,082,395	1,250,000	911,524	1.0000	911,524	6,839,306	4,987,352	43,596,891
2097	4,964,687	2,964,152	2,000,535	1,458,828	17.4081	25,395,422	5,164,975	1,596,286	3,568,689	2,602,356	7.1093	18,500,930	1,250,000	911,524	1.0000	911,524	6,819,224	4,972,708	44,807,876
2098	3,952,204	2,964,152	988,052	720,506	18.0662	13,016,805	2,127,526	1,596,286	531,240	387,390	7.2927	2,825,121	1,250,000	911,524	1.0000	911,524	2,769,292	2,019,420	16,753,450
2099	4,964,687	2,964,152	2,000,535	1,458,828	18.7491	27,351,710	5,164,975	1,596,286	3,568,689	2,602,356	7.4809	19,467,966	1,250,000	911,524	1.0000	911,524	6,819,224	4,972,708	47,731,200
2100	5,470,929	2,964,152	2,506,776	1,827,989	19.4578	35,568,641	6,683,700	1,596,286	5,087,414	3,709,839	7.6739	28,468,934	1,250,000	911,524	1.0000	911,524	8,844,190	6,449,352	64,949,099
2101	5,470,929	2,964,152	2,506,776	1,827,989	20.1933	36,913,127	6,683,700	1,596,286	5,087,414	3,709,839	7.8719	29,203,482	1,250,000	911,524	1.0000	911,524	8,844,190	6,449,352	67,028,133
2102	5,470,929	2,964,152	2,506,776	1,827,989	20.9566	38,308,431	6,683,700	1,596,286	5,087,414	3,709,839	8.0750	29,956,950	1,250,000	911,524	1.0000	911,524	8,844,190	6,449,352	69,176,905
2103	3,952,204	2,964,152	988,052	720,506	21.7488	15,670,140	2,127,526	1,596,286	531,240	387,390	8.2833	3,208,870	1,250,000	911,524	1.0000	911,524	2,769,292	2,019,420	19,790,534
2104	3,963,032	2,964,152	998,879	728,402	22.5709	16,440,687	2,136,779	1,596,286	540,493	394,138	8.4970	3,348,992	1,250,000	911,524	1.0000	911,524	2,789,373	2,034,064	20,701,202
2105	5,470,929	2,964,152	2,506,776	1,827,989	23.4240	42,818,811	6,683,700	1,596,286	5,087,414	3,709,839	8.7162	32,335,699	1,250,000	911,524	1.0000	911,524	8,844,190	6,449,352	76,066,033
2106	4,964,687	2,964,152	2,000,535	1,458,828	24.3095	35,463,376	5,164,975	1,596,286	3,568,689	2,602,356	8.9411	23,267,926	1,250,000	911,524	1.0000	911,524	6,819,224	4,972,708	59,642,826
2107	4,964,687	2,964,152	2,000,535	1,458,828	25.2284	36,803,893	5,164,975	1,596,286	3,568,689	2,602,356	9.1718	23,868,290	1,250,000	911,524	1.0000	911,524	6,819,224	4,972,708	61,583,707

Xcel Energy
Nuclear Decommissioning Accrual
200-Year Decommissioning Period
DECON Method

Docket No. E002/M-20-___
Schedule E.4
Page 7 of 26

Proposed

AMOUNT TO RECOVER

	LABOR						NON-LABOR						PIIC Payment						
	Cost Estimate Nominal $s	DOE Reimbursement Estimate Nominal $s	Adjusted Estimate Nominal $s	Jurisdictional Cost in Nominal $s	Escalation Factor	Jurisdictional Cost in Future $'s	Cost Estimate Nominal $s	DOE Reimbursement Estimate Nominal $s	Adjusted Estimate Nominal $s	Jurisdictional Cost in Nominal $s	Escalation Factor	Jurisdictional Cost in Future $'s	Cost Estimate Nominal $s	Jurisdictional Cost in Nominal $s	Escalation Factor	Jurisdictional Cost in Future $'s	Total Cost Estimate Nominal $s	Total Jurisdictional Cost in Nominal $s	Total Jurisdictional Cost in Future $'s
2108	3,963,032	2,964,152	998,879	728,402	26.1820	19,071,019	2,136,779	1,596,286	540,493	394,138	9.4084	3,708,209	1,250,000	911,524	1.0000	911,524	2,789,373	2,034,064	23,690,752
2109	4,964,687	2,964,152	2,000,535	1,458,828	27.1717	39,638,834	5,164,975	1,596,286	3,568,689	2,602,356	9.6512	25,115,859	1,250,000	911,524	1.0000	911,524	6,819,224	4,972,708	65,666,217
2110	4,964,687	2,964,152	2,000,535	1,458,828	28.1988	41,137,196	5,164,975	1,596,286	3,568,689	2,602,356	9.9002	25,763,846	1,250,000	911,524	1.0000	911,524	6,819,224	4,972,708	67,812,566
2111	4,964,687	2,964,152	2,000,535	1,458,828	29.2647	42,692,160	5,164,975	1,596,286	3,568,689	2,602,356	10.1556	26,428,488	1,250,000	911,524	1.0000	911,524	6,819,224	4,972,708	70,032,172
2112	3,963,032	2,964,152	998,879	728,402	30.3709	22,122,222	2,136,779	1,596,286	540,493	394,138	10.4176	4,105,973	1,250,000	911,524	1.0000	911,524	2,789,373	2,034,064	27,139,719
2113	6,989,653	2,964,152	4,025,501	2,935,472	31.5189	92,522,840	11,239,874	1,596,286	9,643,588	7,032,288	10.6864	75,149,839	1,250,000	911,524	1.0000	911,524	14,919,089	10,879,283	168,584,203
2114	5,977,170	2,964,152	3,013,018	2,197,150	32.7103	71,869,430	8,202,424	1,596,286	6,606,139	4,817,322	10.9621	52,807,964	1,250,000	911,524	1.0000	911,524	10,869,157	7,925,995	125,588,918
2115	5,324,430	2,964,152	2,360,278	1,721,159	33.9468	58,427,851	6,244,204	1,596,286	4,647,918	3,389,350	11.2449	38,112,906	1,250,000	911,524	1.0000	911,524	8,258,196	6,022,033	97,452,280
2116	3,963,032	2,964,152	998,879	728,402	35.2299	25,661,526	2,136,779	1,596,286	540,493	394,138	11.5350	4,546,383	1,250,000	911,524	1.0000	911,524	2,789,373	2,034,064	31,119,433
2117	3,952,204	2,964,152	988,052	720,506	36.5616	26,342,851	2,127,526	1,596,286	531,240	387,390	11.8326	4,583,834	1,250,000	911,524	1.0000	911,524	2,769,292	2,019,420	31,838,209
2118	5,977,170	2,964,152	3,013,018	2,197,150	37.9437	83,367,993	8,202,424	1,596,286	6,606,139	4,817,322	12.1379	58,472,171	1,250,000	911,524	1.0000	911,524	10,869,157	7,925,995	142,751,689
2119	5,470,929	2,964,152	2,506,776	1,827,989	39.3779	71,982,362	6,683,700	1,596,286	5,087,414	3,709,839	12.4511	46,191,576	1,250,000	911,524	1.0000	911,524	8,844,190	6,449,352	119,085,462
2120	3,963,032	2,964,152	998,879	728,402	40.8664	29,767,164	2,136,779	1,596,286	540,493	394,138	12.7723	5,034,050	1,250,000	911,524	1.0000	911,524	2,789,373	2,034,064	35,712,738
2121	3,952,204	2,964,152	988,052	720,506	42.4112	30,557,522	2,127,526	1,596,286	531,240	387,390	13.1018	5,075,510	1,250,000	911,524	1.0000	911,524	2,769,292	2,019,420	36,544,556
2122	6,483,412	2,964,152	3,519,259	2,566,311	44.0143	112,954,372	9,721,149	1,596,286	8,124,863	5,924,805	13.4399	79,628,784	1,250,000	911,524	1.0000	911,524	12,894,123	9,402,639	193,494,680
2123	3,952,204	2,964,152	988,052	720,506	45.6781	32,911,343	2,127,526	1,596,286	531,240	387,390	13.7866	5,340,795	1,250,000	911,524	1.0000	911,524	2,769,292	2,019,420	39,163,662
2124	3,963,032	2,964,152	998,879	728,402	47.4047	34,529,674	2,136,779	1,596,286	540,493	394,138	14.1423	5,574,020	1,250,000	911,524	1.0000	911,524	2,789,373	2,034,064	41,015,217
2125	6,483,412	2,964,152	3,519,259	2,566,311	49.1966	126,253,765	9,721,149	1,596,286	8,124,863	5,924,805	14.5072	85,952,328	1,250,000	911,524	1.0000	911,524	12,894,123	9,402,639	213,117,617
2126	3,952,204	2,964,152	988,052	720,506	51.0562	36,786,296	2,127,526	1,596,286	531,240	387,390	14.8815	5,764,949	1,250,000	911,524	1.0000	911,524	2,769,292	2,019,420	43,462,769
2127	3,952,204	2,964,152	988,052	720,506	52.9861	38,176,801	2,127,526	1,596,286	531,240	387,390	15.2654	5,913,668	1,250,000	911,524	1.0000	911,524	2,769,292	2,019,420	45,001,992
2128	6,494,240	2,964,152	3,530,087	2,574,207	54.9890	141,553,054	9,730,403	1,596,286	8,134,117	5,931,553	15.6593	92,883,962	1,250,000	911,524	1.0000	911,524	12,914,204	9,417,283	235,348,539
2129	3,952,204	2,964,152	988,052	720,506	57.0676	41,117,546	2,127,526	1,596,286	531,240	387,390	16.0633	6,222,767	1,250,000	911,524	1.0000	911,524	2,769,292	2,019,420	48,251,836
2130	3,952,204	2,964,152	988,052	720,506	59.2248	42,671,821	2,127,526	1,596,286	531,240	387,390	16.4777	6,383,301	1,250,000	911,524	1.0000	911,524	2,769,292	2,019,420	49,966,646
2131	3,952,204	2,964,152	988,052	720,506	61.4635	44,284,818	2,127,526	1,596,286	531,240	387,390	16.9028	6,547,981	1,250,000	911,524	1.0000	911,524	2,769,292	2,019,420	51,744,322
2132	6,494,240	2,964,152	3,530,087	2,574,207	63.7868	164,200,410	9,730,403	1,596,286	8,134,117	5,931,553	17.3389	102,846,598	1,250,000	911,524	1.0000	911,524	12,914,204	9,417,283	267,958,531
2133	3,952,204	2,964,152	988,052	720,506	66.1979	47,695,981	2,127,526	1,596,286	531,240	387,390	17.7863	6,890,240	1,250,000	911,524	1.0000	911,524	2,769,292	2,019,420	55,497,745
2134	3,952,204	2,964,152	988,052	720,506	68.7002	49,498,903	2,127,526	1,596,286	531,240	387,390	18.2451	7,067,975	1,250,000	911,524	1.0000	911,524	2,769,292	2,019,420	57,478,402
2135	3,952,204	2,964,152	988,052	720,506	71.2971	51,369,985	2,127,526	1,596,286	531,240	387,390	18.7159	7,250,358	1,250,000	911,524	1.0000	911,524	2,769,292	2,019,420	59,531,867
2136	3,963,032	2,964,152	998,879	728,402	73.9921	53,895,987	2,136,779	1,596,286	540,493	394,138	19.1987	7,566,939	1,250,000	911,524	1.0000	911,524	2,789,373	2,034,064	62,374,450
2137	3,952,204	2,964,152	988,052	720,506	76.7890	55,326,932	2,127,526	1,596,286	531,240	387,390	19.6941	7,629,303	1,250,000	911,524	1.0000	911,524	2,769,292	2,019,420	63,867,759
2138	19,139,451	2,964,152	16,175,298	11,795,335	79.6916	939,989,109	47,689,266	1,596,286	46,092,980	33,611,877	20.2022	679,033,864	1,250,000	911,524	1.0000	911,524	63,518,279	46,318,736	1,619,934,496
2139	3,952,204	2,964,152	988,052	720,506	82.7040	59,588,725	2,127,526	1,596,286	531,240	387,390	20.7234	8,028,044	1,250,000	911,524	1.0000	911,524	2,769,292	2,019,420	68,528,292
2140	3,963,032	2,964,152	998,879	728,402	85.8302	62,518,881	2,136,779	1,596,286	540,493	394,138	21.2580	8,378,588	1,250,000	911,524	1.0000	911,524	2,789,373	2,034,064	71,808,993
2141	3,952,204	2,964,152	988,052	720,506	89.0745	64,178,708	2,127,526	1,596,286	531,240	387,390	21.8065	8,447,626	1,250,000	911,524	1.0000	911,524	2,769,292	2,019,420	73,537,858
2142	3,952,204	2,964,152	988,052	720,506	92.4416	66,604,723	2,127,526	1,596,286	531,240	387,390	22.3691	8,665,572	1,250,000	911,524	1.0000	911,524	2,769,292	2,019,420	76,181,819
2143	3,952,204	2,964,152	988,052	720,506	95.9359	69,122,387	2,127,526	1,596,286	531,240	387,390	22.9462	8,889,135	1,250,000	911,524	1.0000	911,524	2,769,292	2,019,420	78,923,046
2144	3,963,032	2,964,152	998,879	728,402	99.5622	72,521,296	2,136,779	1,596,286	540,493	394,138	23.5382	9,277,302	1,250,000	911,524	1.0000	911,524	2,789,373	2,034,064	82,710,122
2145	5,470,929	2,964,152	2,506,776	1,827,989	103.3257	188,878,227	6,683,700	1,596,286	5,087,414	3,709,839	24.1455	89,575,918	1,250,000	911,524	1.0000	911,524	8,844,190	6,449,352	279,365,669
2146	4,964,687	2,964,152	2,000,535	1,458,828	107.2314	156,432,156	5,164,975	1,596,286	3,568,689	2,602,356	24.7685	64,456,457	1,250,000	911,524	1.0000	911,524	6,819,224	4,972,708	221,800,138
2147	4,964,687	2,964,152	2,000,535	1,458,828	111.2847	162,345,224	5,164,975	1,596,286	3,568,689	2,602,356	25.4075	66,119,363	1,250,000	911,524	1.0000	911,524	6,819,224	4,972,708	229,376,110
2148	3,963,032	2,964,152	998,879	728,402	115.4913	84,124,083	2,136,779	1,596,286	540,493	394,138	26.0630	10,272,422	1,250,000	911,524	1.0000	911,524	2,789,373	2,034,064	95,308,029
2149	4,964,687	2,964,152	2,000,535	1,458,828	119.8569	174,850,588	5,164,975	1,596,286	3,568,689	2,602,356	26.7355	69,575,292	1,250,000	911,524	1.0000	911,524	6,819,224	4,972,708	245,337,404
2150	5,470,929	2,964,152	2,506,776	1,827,989	124.3875	227,378,963	6,683,700	1,596,286	5,087,414	3,709,839	27.4252	101,743,077	1,250,000	911,524	1.0000	911,524	8,844,190	6,449,352	330,033,563
2151	5,470,929	2,964,152	2,506,776	1,827,989	129.0893	235,973,801	6,683,700	1,596,286	5,087,414	3,709,839	28.1328	104,368,159	1,250,000	911,524	1.0000	911,524	8,844,190	6,449,352	341,253,483
2152	5,481,757	2,964,152	2,517,604	1,835,885	133.9689	245,951,467	6,692,953	1,596,286	5,096,668	3,716,587	28.8586	107,255,493	1,250,000	911,524	1.0000	911,524	8,864,272	6,463,995	354,118,484
2153	3,952,204	2,964,152	988,052	720,506	139.0329	100,174,033	2,127,526	1,596,286	531,240	387,390	29.6032	11,467,992	1,250,000	911,524	1.0000	911,524	2,769,292	2,019,420	112,553,549
2154	3,952,204	2,964,152	988,052	720,506	144.2884	103,960,652	2,127,526	1,596,286	531,240	387,390	30.3669	11,763,842	1,250,000	911,524	1.0000	911,524	2,769,292	2,019,420	116,636,018
2155	5,830,672	2,964,152	2,866,519	2,090,320	149.7425	313,009,782	7,762,929	1,596,286	6,166,643	4,496,833	31.1504	140,078,155	1,250,000	911,524	1.0000	911,524	10,283,162	7,498,677	453,999,461
2156	4,975,515	2,964,152	2,011,363	1,466,724	155.4027	227,932,844	5,174,228	1,596,286	3,577,943	2,609,104	31.9541	83,371,568	1,250,000	911,524	1.0000	911,524	6,839,306	4,987,352	312,215,936
2157	4,964,687	2,964,152	2,000,535	1,458,828	161.2769	235,275,239	5,164,975	1,596,286	3,568,689	2,602,356	32.7785	85,301,330	1,250,000	911,524	1.0000	911,524	6,819,224	4,972,708	321,488,093
2158	3,952,204	2,964,152	988,052	720,506	167.3732	120,593,388	2,127,526	1,596,286	531,240	387,390	33.6242	13,025,689	1,250,000	911,524	1.0000	911,524	2,769,292	2,019,420	134,530,600
2159	4,964,687	2,964,152	2,000,535	1,458,828	173.6999	253,398,258	5,164,975	1,596,286	3,568,689	2,602,356	34.4917	89,759,686	1,250,000	911,524	1.0000	911,524	6,819,224	4,972,708	344,069,468
2160	4,975,515	2,964,152	2,011,363	1,466,724	180.2658	264,400,146	5,174,228	1,596,286	3,577,943	2,609,104	35.3816	92,314,272	1,250,000	911,524	1.0000	911,524	6,839,306	4,987,352	357,625,941
2161	4,964,687	2,964,152	2,000,535	1,458,828	187.0798	272,917,229	5,164,975	1,596,286	3,568,689	2,602,356	36.2944	94,450,954	1,250,000	911,524	1.0000	911,524	6,819,224	4,972,708	368,279,706
2162	3,952,204	2,964,152	988,052	720,506	194.1514	139,887,240	2,127,526	1,596,286	531,240	387,390	37.2308	14,422,851	1,250,000	911,524	1.0000	911,524	2,769,292	2,019,420	155,221,615
2163	6,989,653	2,964,152	4,025,501	2,935,472	201.4904	591,469,375	11,239,874	1,596,286	9,643,588	7,032,288	38.1914	268,572,912	1,250,000	911,524	1.0000	911,524	14,919,089	10,879,283	860,953,811
2164	5,987,998	2,964,152	3,023,846	2,205,046	209.1067	461,089,843	8,211,678	1,596,286	6,615,392	4,824,070	39.1767	188,991,132	1,250,000	911,524	1.0000	911,524	10,889,238	7,940,639	650,992,499
2165	4,964,687	2,964,152	2,000,535	1,458,828	217.0109	316,581,552	5,164,975	1,596,286	3,568,689	2,602,356	40.1875	104,582,186	1,250,000	911,524	1.0000	911,524	6,819,224	4,972,708	422,075,262
2166	3,952,204	2,964,152	988,052	720,506	225.2140	162,268,029	2,127,526	1,596,286	531,240	387,390	41.2243	15,969,894	1,250,000	911,524	1.0000	911,524	2,769,292	2,019,420	179,149,446
2167	3,952,204	2,964,152	988,052	720,506	233.7270	168,401,696	2,127,526	1,596,286	531,240	387,390	42.2879	16,381,922	1,250,000	911,524	1.0000	911,524	2,769,292	2,019,420	185,695,142
2168	5,987,998	2,964,152	3,023,846	2,205,046	242.5619	534,860,090	8,211,678	1,596,286	6,615,392	4,824,070	43.3789	209,262,838	1,250,000	911,524	1.0000	911,524	10,889,238	7,940,639	745,034,452
2169	5,470,929	2,964,152	2,506,776	1,827,989	251.7308	460,161,095	6,683,700	1,596,286	5,087,414	3,709,839	44.4981	165,080,787	1,250,000	911,524	1.0000	911,524	8,844,190	6,449,352	626,153,406
2170	3,952,204	2,964,152	988,052	720,506	261.2462	188,229,443	2,127,526	1,596,286	531,240	387,390	45.6462	17,682,895	1,250,000	911,524	1.0000	911,524	2,769,292	2,019,420	206,823,862
2171	3,952,204	2,964,152	988,052	720,506	271.1213	195,344,512	2,127,526	1,596,286	531,240	387,390	46.8238	18,139,086	1,250,000	911,524	1.0000	911,524	2,769,292	2,019,420	214,395,121
2172	6,494,240	2,964,152	3,530,087	2,574,207	281.3697	724,303,775	9,730,403	1,596,286	8,134,117	5,931,553	48.0319	284,903,742	1,250,000	911,524	1.0000	911,524	12,914,204	9,417,283	1,010,119,041
2173	3,952,204	2,964,152	988,052	720,506	292.0054	210,391,630	2,127,526	1,596,286	531,240	387,390	49.2711	19,087,146	1,250,000	911,524	1.0000	911,524	2,769,292	2,019,420	230,390,300
2174	3,952,204	2,964,152	988,052	720,506	303.0433	218,344,503	2,127,526	1,596,286	531,240	387,390	50.5423	19,579,596	1,250,000	911,524	1.0000	911,524	2,769,292	2,019,420	238,835,623
2175	6,483,412	2,964,152	3,519,259	2,566,311	314.4983	807,100,377	9,721,149	1,596,286	8,124,863	5,924,805	51.8463	307,179,207	1,250,000	911,524	1.0000	911,524	12,894,123	9,402,639	1,115,191,107
2176	3,963,032	2,964,152	998,879	728,402	326.3863	237,740,404	2,136,779	1,596,286	540,493	394,138	53.1839	20,961,802	1,250,000	911,524	1.0000	911,524	2,789,373	2,034,064	259,613,730
2177	3,952,204	2,964,152	988,052	720,506	338.7237	244,052,444	2,127,526	1,596,286	531,240	387,390	54.5561	21,134,504	1,250,000	911,524	1.0000	911,524	2,769,292	2,019,420	266,098,471
2178	6,483,412	2,964,152	3,519,259	2,566,311	351.5275	902,128,812	9,721,149	1,596,286	8,124,863	5,924,805	55.9636	331,573,405	1,250,000	911,524	1.0000	911,524	12,894,123	9,402,639	1,234,613,741
2179	3,952,204	2,964,152	988,052	720,506	364.8152	262,851,525	2,127,526	1,596,286	531,240	387,390	57.4075	22,239,108	1,250,000	911,524	1.0000	911,524	2,769,292	2,019,420	286,002,157
2180	3,963,032	2,964,152	998,879	728,402	378.6052	275,776,750	2,136,779	1,596,286	540,493	394,138	58.8886	23,210,242	1,250,000	911,524	1.0000	911,524	2,789,373	2,034,064	299,898,516
2181	3,952,204	2,964,152	988,052	720,506	392.9165	283,098,679	2,127,526	1,596,286	531,240	387,390	60.4079	23,401,434	1,250,000	911,524	1.0000	911,524	2,769,292	2,019,420	307,411,637
2182	6,483,412	2,964,152	3,519,259	2,566,311	407.7688	1,046,461,466	9,721,149	1,596,286	8,124,863	5,924,805	61.9664	367,138,824	1,250,000	911,524	1.0000	911,524	12,894,123	9,402,639	1,414,511,813
2183	3,952,204	2,964,152	988,052	720,506	423.1824	304,905,440	2,127,526	1,596,286	531,240	387,390	63.5652	24,624,542	1,250,000	911,524	1.0000	911,524	2,769,292	2,019,420	330,441,505
2184	3,963,032	2,964,152	998,879	728,402	439.1787	319,898,603	2,136,779	1,596,286	540,493	394,138	65.2052	25,699,855	1,250,000	911,524	1.0000	911,524	2,789,373	2,034,064	346,509,982

Xcel Energy
Nuclear Decommissioning Accrual
200-Year Decommissioning Period
DECON Method

Docket No. E002/M-20-___
Schedule E.4
Page 8 of 26

Proposed

AMOUNT TO RECOVER

	LABOR						NON-LABOR						PIIC Payment						
	Cost Estimate Nominal $s	DOE Reimbursement Estimate Nominal $s	Adjusted Estimate Nominal $s	Jurisdictional Cost in Nominal $s	Escalation Factor	Jurisdictional Cost in Future $'s	Cost Estimate Nominal $s	DOE Reimbursement Estimate Nominal $s	Adjusted Estimate Nominal $s	Jurisdictional Cost in Nominal $s	Escalation Factor	Jurisdictional Cost in Future $'s	Cost Estimate Nominal $s	Jurisdictional Cost in Nominal $s	Escalation Factor	Jurisdictional Cost in Future $'s	Total Cost Estimate Nominal $s	Total Jurisdictional Cost in Nominal $s	Total Jurisdictional Cost in Future $'s
2185	3,952,204	2,964,152	988,052	720,506	455.7797	328,391,989	2,127,526	1,596,286	531,240	387,390	66.8874	25,911,530	1,250,000	911,524	1.0000	911,524	2,769,292	2,019,420	355,215,042
2186	3,952,204	2,964,152	988,052	720,506	473.0081	340,805,154	2,127,526	1,596,286	531,240	387,390	68.6131	26,580,049	1,250,000	911,524	1.0000	911,524	2,769,292	2,019,420	368,296,726
2187	3,952,204	2,964,152	988,052	720,506	490.8878	353,687,584	2,127,526	1,596,286	531,240	387,390	70.3834	27,265,846	1,250,000	911,524	1.0000	911,524	2,769,292	2,019,420	381,864,954
2188	19,150,279	2,964,152	16,186,126	11,803,231	509.4434	6,013,078,045	47,698,520	1,596,286	46,102,234	33,618,625	72.1993	2,427,241,186	1,250,000	911,524	1.0000	911,524	63,538,360	46,333,380	8,441,230,755
2189	3,952,204	2,964,152	988,052	720,506	528.7004	380,931,787	2,127,526	1,596,286	531,240	387,390	74.0620	28,690,900	1,250,000	911,524	1.0000	911,524	2,769,292	2,019,420	410,534,211
2190	3,952,204	2,964,152	988,052	720,506	548.6852	395,330,955	2,127,526	1,596,286	531,240	387,390	75.9728	29,431,125	1,250,000	911,524	1.0000	911,524	2,769,292	2,019,420	425,673,604
2191	3,952,204	2,964,152	988,052	720,506	569.4255	410,274,465	2,127,526	1,596,286	531,240	387,390	77.9329	30,190,449	1,250,000	911,524	1.0000	911,524	2,769,292	2,019,420	441,376,437
2192	3,963,032	2,964,152	998,879	728,402	590.9498	430,448,962	2,136,779	1,596,286	540,493	394,138	79.9436	31,508,820	1,250,000	911,524	1.0000	911,524	2,789,373	2,034,064	462,869,306
2193	4,055,991	2,964,152	1,091,839	796,190	613.2877	488,293,395	2,438,888	1,596,286	842,603	614,442	82.0061	50,387,974	1,250,000	911,524	1.0000	911,524	3,184,442	2,322,155	539,592,893
2194	4,211,673	2,964,152	1,247,520	909,715	636.4700	579,006,624	2,905,932	1,596,286	1,309,646	955,019	84.1219	80,338,009	1,250,000	911,524	1.0000	911,524	3,807,167	2,776,258	660,256,157
2195	6,090,140	2,964,152	3,125,988	2,279,530	660.5286	1,505,694,633	8,541,335	1,596,286	6,945,049	5,064,462	86.2922	437,023,558	1,250,000	911,524	1.0000	911,524	11,321,037	8,255,515	1,943,629,715
2196	5,286,878	2,964,152	2,322,725	1,693,775	685.4966	1,161,077,200	6,108,316	1,596,286	4,512,030	3,290,258	88.5185	291,248,729	1,250,000	911,524	1.0000	911,524	8,084,756	5,895,557	1,453,237,453
2197	5,120,368	2,964,152	2,156,216	1,572,354	711.4083	1,118,585,409	5,632,019	1,596,286	4,035,733	2,942,933	90.8023	267,225,112	1,250,000	911,524	1.0000	911,524	7,441,949	5,426,811	1,386,722,044
2198	4,315,460	2,964,152	1,351,308	985,399	738.2996	727,519,921	3,217,294	1,596,286	1,621,009	1,182,070	93.1450	110,103,948	1,250,000	911,524	1.0000	911,524	4,222,317	3,078,993	838,535,393
2199	5,120,368	2,964,152	2,156,216	1,572,354	766.2073	1,204,748,814	5,632,019	1,596,286	4,035,733	2,942,933	95.5482	281,191,979	1,250,000	911,524	1.0000	911,524	7,441,949	5,426,811	1,486,852,317
2200	5,574,716	2,964,152	2,610,564	1,903,673	795.1699	1,513,743,203	6,995,062	1,596,286	5,398,777	3,936,890	98.0133	385,867,626	1,250,000	911,524	1.0000	911,524	9,259,340	6,752,087	1,900,522,353
2201	5,730,397	2,964,152	2,766,245	2,017,198	825.2273	1,664,647,182	7,462,106	1,596,286	5,865,820	4,277,468	100.5421	430,065,579	1,250,000	911,524	1.0000	911,524	9,882,065	7,206,190	2,095,624,284
2202	5,730,397	2,964,152	2,766,245	2,017,198	856.4209	1,727,570,862	7,462,106	1,596,286	5,865,820	4,277,468	103.1360	441,160,902	1,250,000	911,524	1.0000	911,524	9,882,065	7,206,190	2,169,643,287
2203	4,107,885	2,964,152	1,143,733	834,032	888.7937	741,282,105	2,594,569	1,596,286	998,284	727,968	105.7969	77,016,706	1,250,000	911,524	1.0000	911,524	3,392,017	2,473,523	819,210,334
2204	4,170,607	2,964,152	1,206,454	879,770	922.3901	811,490,716	2,759,504	1,596,286	1,163,219	848,241	108.5265	92,056,633	1,250,000	911,524	1.0000	911,524	3,619,673	2,639,534	904,458,872
2205	5,678,504	2,964,152	2,714,351	1,979,356	957.2564	1,894,751,661	7,306,425	1,596,286	5,710,139	4,163,942	111.3265	463,557,079	1,250,000	911,524	1.0000	911,524	9,674,490	7,054,822	2,359,220,264
2206	5,120,368	2,964,152	2,156,216	1,572,354	993.4407	1,562,040,071	5,632,019	1,596,286	4,035,733	2,942,933	114.1987	336,079,156	1,250,000	911,524	1.0000	911,524	7,441,949	5,426,811	1,899,030,751
2207	5,172,262	2,964,152	2,208,110	1,610,196	1,030.9927	1,660,099,825	5,787,700	1,596,286	4,191,414	3,056,459	117.1450	358,048,892	1,250,000	911,524	1.0000	911,524	7,649,524	5,578,178	2,019,060,241
2208	4,170,607	2,964,152	1,206,454	879,770	1,069.9643	941,322,002	2,759,504	1,596,286	1,163,219	848,241	120.1674	101,930,922	1,250,000	911,524	1.0000	911,524	3,619,673	2,639,534	1,044,164,448
2209	5,120,368	2,964,152	2,156,216	1,572,354	1,110.4089	1,745,955,443	5,632,019	1,596,286	4,035,733	2,942,933	123.2677	362,768,618	1,250,000	911,524	1.0000	911,524	7,441,949	5,426,811	2,109,635,585
2210	5,172,262	2,964,152	2,208,110	1,610,196	1,152.3824	1,855,560,976	5,787,700	1,596,286	4,191,414	3,056,459	126.4480	386,483,130	1,250,000	911,524	1.0000	911,524	7,649,524	5,578,178	2,242,955,630
2211	5,172,262	2,964,152	2,208,110	1,610,196	1,195.9424	1,925,701,093	5,787,700	1,596,286	4,191,414	3,056,459	129.7104	396,454,522	1,250,000	911,524	1.0000	911,524	7,649,524	5,578,178	2,323,067,139
2212	4,170,607	2,964,152	1,206,454	879,770	1,241.1491	1,091,925,175	2,759,504	1,596,286	1,163,219	848,241	133.0569	112,864,325	1,250,000	911,524	1.0000	911,524	3,619,673	2,639,534	1,205,701,024
2213	7,197,228	2,964,152	4,233,076	3,086,839	1,288.0645	3,976,048,216	11,862,599	1,596,286	10,266,313	7,486,391	136.4898	1,021,815,954	1,250,000	911,524	1.0000	911,524	15,749,389	11,484,754	4,998,775,694
2214	6,184,745	2,964,152	3,220,593	2,348,517	1,336.7533	3,139,388,447	8,825,149	1,596,286	7,228,864	5,271,425	140.0112	738,058,512	1,250,000	911,524	1.0000	911,524	11,699,457	8,531,466	3,878,358,483
2215	5,172,262	2,964,152	2,208,110	1,610,196	1,387.2826	2,233,796,226	5,787,700	1,596,286	4,191,414	3,056,459	143.6235	438,979,342	1,250,000	911,524	1.0000	911,524	7,649,524	5,578,178	2,673,687,091
2216	4,170,607	2,964,152	1,206,454	879,770	1,439.7219	1,266,623,476	2,759,504	1,596,286	1,163,219	848,241	147.3290	124,970,507	1,250,000	911,524	1.0000	911,524	3,619,673	2,639,534	1,392,505,507
2217	4,133,788	2,964,152	1,169,635	852,920	1,494.1434	1,274,385,057	14,534,310	1,596,286	12,938,024	9,434,653	151.1301	1,425,860,066	1,250,000	911,524	1.0000	911,524	15,357,659	11,199,097	2,701,156,647
2218	1,123,816	2,964,152	(1,840,336)	(1,342,008)	1,550.6220	(2,080,947,614)	3,040,582	1,596,286	1,444,296	1,053,208	155.0292	163,278,062	0	0	1.0000	0	(396,040)	(288,800)	(1,917,669,552)
	$1,249,423,317	$527,619,129	$721,804,188	$526,353,328		$61,283,682,476	$1,293,782,498	$284,138,836	$1,009,643,662	$736,251,342		$18,466,023,783	$231,250,000	$168,631,894		$168,631,894	$1,962,697,851	$1,431,236,564	$79,918,338,153

Xcel Energy
Nuclear Decommissioning Accrual
200-Year Decommissioning Period
DECON Method

Docket No. E002/M-20-___
Schedule E.4
Page 9 of 26

Proposed

AMOUNT TO RECOVER

	LABOR						NON-LABOR						PIIC Payment						
	Cost Estimate Nominal $s	DOE Reimbursement Estimate Nominal $s	Adjusted Estimate Nominal $s	Jurisdictional Cost in Nominal $s	Escalation Factor	Jurisdictional Cost in Future $'s	Cost Estimate Nominal $s	DOE Reimbursement Estimate Nominal $s	Adjusted Estimate Nominal $s	Jurisdictional Cost in Nominal $s	Escalation Factor	Jurisdictional Cost in Future $'s	Cost Estimate Nominal $s	Jurisdictional Cost in Nominal $s	Escalation Factor	Jurisdictional Cost in Future $'s	Total Cost Estimate Nominal $s	Total Jurisdictiona Cost in Nominal $s	Total Jurisdictional Cost in Future $'s
Prairie Island Unit 2																			
Factors	*2020*			*72.9219%*	*3.78%*						*2.58%*				*0.00%*				
2034	$8,345,548	$0	$8,345,548	$6,085,732	1.6811	$10,230,725	$4,974,446	$0	$4,974,446	$3,627,460	1.4285	$5,181,827	$1,250,000	$911,524	1.0000	$911,524	$14,569,994	$10,624,716	$16,324,075
2035	49,894,465	-	49,894,465	36,383,992	1.7446	63,475,512	37,951,789	-	37,951,789	27,675,166	1.4653	40,552,420	1,250,000	911,524	1.0000	911,524	89,096,254	64,970,681	104,939,456
2036	67,674,097	-	67,674,097	49,349,237	1.8106	89,351,729	75,594,885	-	75,594,885	55,125,227	1.5032	82,864,241	1,250,000	911,524	1.0000	911,524	144,518,982	105,385,988	173,127,494
2037	76,073,328	-	76,073,328	55,474,116	1.8790	104,235,864	94,046,676	-	94,046,676	68,580,623	1.5419	105,744,462	1,250,000	911,524	1.0000	911,524	171,370,003	124,966,263	210,891,850
2038	82,785,291	-	82,785,291	60,368,607	1.9501	117,724,821	103,456,871	-	103,456,871	75,442,716	1.5817	119,327,744	1,250,000	911,524	1.0000	911,524	187,492,162	136,722,847	237,964,089
2039	39,073,080	-	39,073,080	28,492,832	2.0238	57,663,794	15,617,110	-	15,617,110	11,388,294	1.6225	18,477,506	1,250,000	911,524	1.0000	911,524	55,940,190	40,792,649	77,052,824
2040	24,879,886	-	24,879,886	18,142,885	2.1003	38,105,502	14,363,504	-	14,363,504	10,474,140	1.6644	17,433,158	1,250,000	911,524	1.0000	911,524	40,493,389	29,528,549	56,450,184
2041	18,384,389	-	18,384,389	13,406,246	2.1797	29,221,594	18,969,870	-	18,969,870	13,833,189	1.7073	23,617,404	1,250,000	911,524	1.0000	911,524	38,604,259	28,150,959	53,750,522
2042	10,753,124	2,972,273	7,780,851	5,673,944	2.2620	12,834,462	10,064,192	1,600,659	8,463,533	6,171,769	1.7514	10,809,236	1,250,000	911,524	1.0000	911,524	17,494,384	12,757,237	24,555,222
2043	3,952,204	2,972,273	979,931	714,584	2.3475	1,677,486	2,127,526	1,600,659	526,867	384,201	1.7966	690,256	1,250,000	911,524	1.0000	911,524	2,756,797	2,010,309	3,279,265
2044	3,963,032	2,972,273	990,759	722,480	2.4363	1,760,178	2,136,779	1,600,659	536,120	390,949	1.8429	720,480	1,250,000	911,524	1.0000	911,524	2,776,879	2,024,953	3,392,181
2045	5,466,342	2,972,273	2,494,069	1,818,722	2.5284	4,598,457	6,669,939	1,600,659	5,069,280	3,696,616	1.8905	6,988,452	1,250,000	911,524	1.0000	911,524	8,813,349	6,426,861	12,498,433
2046	4,961,629	2,972,273	1,989,356	1,450,676	2.6239	3,806,429	5,155,801	1,600,659	3,555,143	2,592,477	1.9392	5,027,332	1,250,000	911,524	1.0000	911,524	6,794,498	4,954,677	9,745,285
2047	4,961,629	2,972,273	1,989,356	1,450,676	2.7231	3,950,336	5,155,801	1,600,659	3,555,143	2,592,477	1.9893	5,157,215	1,250,000	911,524	1.0000	911,524	6,794,498	4,954,677	10,019,075
2048	3,963,032	2,972,273	990,759	722,480	2.8261	2,041,801	2,136,779	1,600,659	536,120	390,949	2.0406	797,770	1,250,000	911,524	1.0000	911,524	2,776,879	2,024,953	3,751,095
2049	4,961,629	2,972,273	1,989,356	1,450,676	2.9329	4,254,688	5,155,801	1,600,659	3,555,143	2,592,477	2.0932	5,426,574	1,250,000	911,524	1.0000	911,524	6,794,498	4,954,677	10,592,785
2050	5,466,342	2,972,273	2,494,069	1,818,722	3.0438	5,535,826	6,669,939	1,600,659	5,069,280	3,696,616	2.1472	7,937,373	1,250,000	911,524	1.0000	911,524	8,813,349	6,426,861	14,384,723
2051	5,411,567	2,972,273	2,439,293	1,778,779	3.1588	5,618,807	6,505,614	1,600,659	4,904,955	3,576,786	2.2026	7,878,230	1,250,000	911,524	1.0000	911,524	8,594,248	6,267,089	14,408,561
2052	5,477,170	2,972,273	2,504,896	1,826,618	3.2782	5,988,019	6,679,193	1,600,659	5,078,534	3,703,363	2.2595	8,367,750	1,250,000	911,524	1.0000	911,524	8,833,430	6,441,505	15,267,293
2053	3,952,204	2,972,273	979,931	714,584	3.4021	2,431,086	2,127,526	1,600,659	526,867	384,201	2.3178	890,501	1,250,000	911,524	1.0000	911,524	2,756,797	2,010,309	4,233,111
2054	3,952,204	2,972,273	979,931	714,584	3.5307	2,522,982	2,127,526	1,600,659	526,867	384,201	2.3776	913,477	1,250,000	911,524	1.0000	911,524	2,756,797	2,010,309	4,347,982
2055	5,466,342	2,972,273	2,494,069	1,818,722	3.6642	6,664,162	6,669,939	1,600,659	5,069,280	3,696,616	2.4389	9,015,676	1,250,000	911,524	1.0000	911,524	8,813,349	6,426,861	16,591,361
2056	4,972,457	2,972,273	2,000,184	1,458,572	3.8027	5,546,512	5,165,055	1,600,659	3,564,396	2,599,225	2.5018	6,502,742	1,250,000	911,524	1.0000	911,524	6,814,580	4,969,321	12,960,777
2057	4,961,629	2,972,273	1,989,356	1,450,676	3.9464	5,724,948	5,155,801	1,600,659	3,555,143	2,592,477	2.5664	6,653,334	1,250,000	911,524	1.0000	911,524	6,794,498	4,954,677	13,289,806
2058	3,952,204	2,972,273	979,931	714,584	4.0956	2,926,650	2,127,526	1,600,659	526,867	384,201	2.6326	1,011,448	1,250,000	911,524	1.0000	911,524	2,756,797	2,010,309	4,849,622
2059	4,906,854	2,972,273	1,934,581	1,410,733	4.2504	5,996,180	4,991,476	1,600,659	3,390,817	2,472,648	2.7005	6,677,387	1,250,000	911,524	1.0000	911,524	6,575,398	4,794,905	13,585,090
2060	4,972,457	2,972,273	2,000,184	1,458,572	4.4111	6,433,907	5,165,055	1,600,659	3,564,396	2,599,225	2.7702	7,200,374	1,250,000	911,524	1.0000	911,524	6,814,580	4,969,321	14,545,805
2061	4,961,629	2,972,273	1,989,356	1,450,676	4.5778	6,640,905	5,155,801	1,600,659	3,555,143	2,592,477	2.8416	7,366,784	1,250,000	911,524	1.0000	911,524	6,794,498	4,954,677	14,919,213
2062	3,952,204	2,972,273	979,931	714,584	4.7509	3,394,917	2,127,526	1,600,659	526,867	384,201	2.9150	1,119,946	1,250,000	911,524	1.0000	911,524	2,756,797	2,010,309	5,426,387
2063	6,980,480	2,972,273	4,008,206	2,922,860	4.9305	14,411,163	11,212,353	1,600,659	9,611,694	7,009,030	2.9902	20,958,402	1,250,000	911,524	1.0000	911,524	14,869,901	10,843,414	36,281,088
2064	5,927,107	2,972,273	2,954,834	2,154,721	5.1168	11,025,277	8,029,005	1,600,659	6,428,346	4,687,672	3.0673	14,378,497	1,250,000	911,524	1.0000	911,524	10,633,180	7,753,917	26,315,298
2065	4,961,629	2,972,273	1,989,356	1,450,676	5.3103	7,703,525	5,155,801	1,600,659	3,555,143	2,592,477	3.1465	8,157,230	1,250,000	911,524	1.0000	911,524	6,794,498	4,954,677	16,772,279
2066	3,952,204	2,972,273	979,931	714,584	5.5110	3,938,072	2,127,526	1,600,659	526,867	384,201	3.2276	1,240,048	1,250,000	911,524	1.0000	911,524	2,756,797	2,010,309	6,089,644
2067	3,952,204	2,972,273	979,931	714,584	5.7193	4,086,920	2,127,526	1,600,659	526,867	384,201	3.3109	1,272,052	1,250,000	911,524	1.0000	911,524	2,756,797	2,010,309	6,270,496
2068	5,981,882	2,972,273	3,009,609	2,194,664	5.9355	13,026,429	8,193,331	1,600,659	6,592,672	4,807,502	3.3963	16,327,718	1,250,000	911,524	1.0000	911,524	10,852,281	7,913,689	30,265,670
2069	5,466,342	2,972,273	2,494,069	1,818,722	6.1598	11,202,965	6,669,939	1,600,659	5,069,280	3,696,616	3.4840	12,879,009	1,250,000	911,524	1.0000	911,524	8,813,349	6,426,861	24,993,497
2070	3,952,204	2,972,273	979,931	714,584	6.3927	4,568,121	2,127,526	1,600,659	526,867	384,201	3.5738	1,373,058	1,250,000	911,524	1.0000	911,524	2,756,797	2,010,309	6,852,703
2071	3,952,204	2,972,273	979,931	714,584	6.6343	4,740,765	2,127,526	1,600,659	526,867	384,201	3.6660	1,408,481	1,250,000	911,524	1.0000	911,524	2,756,797	2,010,309	7,060,770
2072	6,431,820	2,972,273	3,459,547	2,522,767	6.8851	17,369,504	9,543,143	1,600,659	7,942,484	5,791,810	3.7606	21,780,683	1,250,000	911,524	1.0000	911,524	12,652,031	9,226,101	40,061,710
2073	3,952,204	2,972,273	979,931	714,584	7.1454	5,105,988	2,127,526	1,600,659	526,867	384,201	3.8576	1,482,094	1,250,000	911,524	1.0000	911,524	2,756,797	2,010,309	7,499,607
2074	3,952,204	2,972,273	979,931	714,584	7.4155	5,298,998	2,127,526	1,600,659	526,867	384,201	3.9572	1,520,361	1,250,000	911,524	1.0000	911,524	2,756,797	2,010,309	7,730,882
2075	6,835,510	2,972,273	3,863,237	2,817,146	7.6958	21,680,190	10,777,444	1,600,659	9,176,785	6,691,886	4.0593	27,164,373	1,250,000	911,524	1.0000	911,524	14,290,022	10,420,556	49,756,087
2076	3,963,032	2,972,273	990,759	722,480	7.9867	5,770,231	2,136,779	1,600,659	536,120	390,949	4.1640	1,627,911	1,250,000	911,524	1.0000	911,524	2,776,879	2,024,953	8,309,666
2077	3,952,204	2,972,273	979,931	714,584	8.2886	5,922,901	2,127,526	1,600,659	526,867	384,201	4.2714	1,641,077	1,250,000	911,524	1.0000	911,524	2,756,797	2,010,309	8,475,501
2078	6,475,767	2,972,273	3,503,494	2,554,814	8.6019	21,976,257	9,698,215	1,600,659	8,097,556	5,904,892	4.3816	25,872,874	1,250,000	911,524	1.0000	911,524	12,851,050	9,371,230	48,760,655
2079	3,952,204	2,972,273	979,931	714,584	8.9270	6,379,091	2,127,526	1,600,659	526,867	384,201	4.4947	1,726,869	1,250,000	911,524	1.0000	911,524	2,756,797	2,010,309	9,017,484
2080	3,963,032	2,972,273	990,759	722,480	9.2645	6,693,415	2,136,779	1,600,659	536,120	390,949	4.6106	1,802,509	1,250,000	911,524	1.0000	911,524	2,776,879	2,024,953	9,407,448
2081	3,952,204	2,972,273	979,931	714,584	9.6147	6,870,511	2,127,526	1,600,659	526,867	384,201	4.7296	1,817,118	1,250,000	911,524	1.0000	911,524	2,756,797	2,010,309	9,599,152
2082	6,366,217	2,972,273	3,393,944	2,474,928	9.9781	24,695,080	9,369,564	1,600,659	7,768,905	5,665,233	4.8516	27,485,447	1,250,000	911,524	1.0000	911,524	12,412,849	9,051,685	53,092,050
2083	3,952,204	2,972,273	979,931	714,584	10.3553	7,399,732	2,127,526	1,600,659	526,867	384,201	4.9768	1,912,092	1,250,000	911,524	1.0000	911,524	2,756,797	2,010,309	10,223,348
2084	3,963,032	2,972,273	990,759	722,480	10.7467	7,764,275	2,136,779	1,600,659	536,120	390,949	5.1052	1,995,873	1,250,000	911,524	1.0000	911,524	2,776,879	2,024,953	10,671,672
2085	3,952,204	2,972,273	979,931	714,584	11.1529	7,969,684	2,127,526	1,600,659	526,867	384,201	5.2369	2,012,023	1,250,000	911,524	1.0000	911,524	2,756,797	2,010,309	10,893,231
2086	3,952,204	2,972,273	979,931	714,584	11.5745	8,270,952	2,127,526	1,600,659	526,867	384,201	5.3720	2,063,929	1,250,000	911,524	1.0000	911,524	2,756,797	2,010,309	11,246,405
2087	3,952,204	2,972,273	979,931	714,584	12.0120	8,583,583	2,127,526	1,600,659	526,867	384,201	5.5106	2,117,179	1,250,000	911,524	1.0000	911,524	2,756,797	2,010,309	11,612,285
2088	19,159,622	2,972,273	16,187,349	11,804,122	12.4661	147,151,368	51,265,873	1,600,659	49,665,214	36,216,817	5.6528	204,726,425	1,250,000	911,524	1.0000	911,524	67,102,562	48,932,463	352,789,317
2089	3,952,204	2,972,273	979,931	714,584	12.9373	9,244,788	2,127,526	1,600,659	526,867	384,201	5.7986	2,227,829	1,250,000	911,524	1.0000	911,524	2,756,797	2,010,309	12,384,140
2090	3,952,204	2,972,273	979,931	714,584	13.4263	9,594,219	2,127,526	1,600,659	526,867	384,201	5.9482	2,285,305	1,250,000	911,524	1.0000	911,524	2,756,797	2,010,309	12,791,048
2091	3,952,204	2,972,273	979,931	714,584	13.9338	9,956,870	2,127,526	1,600,659	526,867	384,201	6.1017	2,344,280	1,250,000	911,524	1.0000	911,524	2,756,797	2,010,309	13,212,674
2092	3,963,032	2,972,273	990,759	722,480	14.4605	10,447,421	2,136,779	1,600,659	536,120	390,949	6.2591	2,446,989	1,250,000	911,524	1.0000	911,524	2,776,879	2,024,953	13,805,934
2093	3,952,204	2,972,273	979,931	714,584	15.0071	10,723,833	2,127,526	1,600,659	526,867	384,201	6.4206	2,466,802	1,250,000	911,524	1.0000	911,524	2,756,797	2,010,309	14,102,159
2094	3,952,204	2,972,273	979,931	714,584	15.5744	11,129,217	2,127,526	1,600,659	526,867	384,201	6.5863	2,530,464	1,250,000	911,524	1.0000	911,524	2,756,797	2,010,309	14,571,205
2095	5,470,929	2,972,273	2,498,655	1,822,067	16.1631	29,450,249	6,683,700	1,600,659	5,083,041	3,706,650	6.7562	25,042,868	1,250,000	911,524	1.0000	911,524	8,831,696	6,440,240	55,404,641
2096	4,975,515	2,972,273	2,003,242	1,460,802	16.7741	24,503,637	5,174,228	1,600,659	3,573,570	2,605,915	6.9305	18,060,292	1,250,000	911,524	1.0000	911,524	6,826,811	4,978,240	43,475,453
2097	4,964,687	2,972,273	1,992,414	1,452,906	17.4081	25,292,332	5,164,975	1,600,659	3,564,316	2,599,167	7.1093	18,478,258	1,250,000	911,524	1.0000	911,524	6,806,730	4,963,597	44,682,113
2098	3,952,204	2,972,273	979,931	714,584	18.0662	12,909,817	2,127,526	1,600,659	526,867	384,201	7.2927	2,801,864	1,250,000	911,524	1.0000	911,524	2,756,797	2,010,309	16,623,205
2099	4,964,687	2,972,273	1,992,414	1,452,906	18.7491	27,240,678	5,164,975	1,600,659	3,564,316	2,599,167	7.4809	19,444,108	1,250,000	911,524	1.0000	911,524	6,806,730	4,963,597	47,596,310
2100	5,470,929	2,972,273	2,498,655	1,822,067	19.4578	35,453,413	6,683,700	1,600,659	5,083,041	3,706,650	7.6739	28,444,460	1,250,000	911,524	1.0000	911,524	8,831,696	6,440,240	64,809,397
2101	5,470,929	2,972,273	2,498,655	1,822,067	20.1933	36,793,543	6,683,700	1,600,659	5,083,041	3,706,650	7.8719	29,178,377	1,250,000	911,524	1.0000	911,524	8,831,696	6,440,240	66,883,444
2102	5,470,929	2,972,273	2,498,655	1,822,067	20.9566	38,184,327	6,683,700	1,600,659	5,083,041	3,706,650	8.0750	29,931,198	1,250,000	911,524	1.0000	911,524	8,831,696	6,440,240	69,027,048
2103	3,952,204	2,972,273	979,931	714,584	21.7488	15,541,344	2,127,526	1,600,659	526,867	384,201	8.2833	3,182,453	1,250,000	911,524	1.0000	911,524	2,756,797	2,010,309	19,635,321
2104	3,963,032	2,972,273	990,759	722,480	22.5709	16,307,023	2,136,779	1,600,659	536,120	390,949	8.4970	3,321,893	1,250,000	911,524	1.0000	911,524	2,776,879	2,024,953	20,540,440
2105	5,470,929	2,972,273	2,498,655	1,822,067	23.4240	42,680,095	6,683,700	1,600,659	5,083,041	3,706,650	8.7162	32,307,901	1,250,000	911,524	1.0000	911,524	8,831,696	6,440,240	75,899,520
2106	4,964,687	2,972,273	1,992,414	1,452,906	24.3095	35,319,417	5,164,975	1,600,659	3,564,316	2,599,167	8.9411	23,239,412	1,250,000	911,524	1.0000	911,524	6,806,730	4,963,597	59,470,352
2107	4,964,687	2,972,273	1,992,414	1,452,906	25.2284	36,654,492	5,164,975	1,600,659	3,564,316	2,599,167	9.1718	23,839,040	1,250,000	911,524	1.0000	911,524	6,806,730	4,963,597	61,405,055
2108	3,963,032	2,972,273	990,759	722,480	26.1820	18,915,970	2,136,779	1,600,659	536,120	390,949	9.4084	3,678,204	1,250,000	911,524	1.0000	911,524	2,776,879	2,024,953	23,505,698

Xcel Energy
Nuclear Decommissioning Accrual
200-Year Decommissioning Period
DECON Method

Docket No. E002/M-20-___
Schedule E.4
Page 10 of 26

Proposed

AMOUNT TO RECOVER

	LABOR						NON-LABOR						PIIC Payment						
	Cost Estimate Nominal $s	DOE Reimbursement Estimate Nominal $s	Adjusted Estimate Nominal $s	Jurisdictional Cost in Nominal $s	Escalation Factor	Jurisdictional Cost in Future $'s	Cost Estimate Nominal $s	DOE Reimbursement Estimate Nominal $s	Adjusted Estimate Nominal $s	Jurisdictional Cost in Nominal $s	Escalation Factor	Jurisdictional Cost in Future $'s	Cost Estimate Nominal $s	Jurisdictional Cost in Nominal $s	Escalation Factor	Jurisdictional Cost in Future $'s	Total Cost Estimate Nominal $s	Total Jurisdictional Cost in Nominal $s	Total Jurisdictional Cost in Future $'s
2109	4,964,687	2,972,273	1,992,414	1,452,906	27.1717	39,477,924	5,164,975	1,600,659	3,564,316	2,599,167	9.6512	25,085,080	1,250,000	911,524	1.0000	911,524	6,806,730	4,963,597	65,474,528
2110	4,964,687	2,972,273	1,992,414	1,452,906	28.1988	40,970,204	5,164,975	1,600,659	3,564,316	2,599,167	9.9002	25,732,273	1,250,000	911,524	1.0000	911,524	6,806,730	4,963,597	67,614,000
2111	4,964,687	2,972,273	1,992,414	1,452,906	29.2647	42,518,856	5,164,975	1,600,659	3,564,316	2,599,167	10.1556	26,396,100	1,250,000	911,524	1.0000	911,524	6,806,730	4,963,597	69,826,480
2112	3,963,032	2,972,273	990,759	722,480	30.3709	21,942,366	2,136,779	1,600,659	536,120	390,949	10.4176	4,072,750	1,250,000	911,524	1.0000	911,524	2,776,879	2,024,953	26,926,640
2113	6,989,653	2,972,273	4,017,380	2,929,550	31.5189	92,336,187	11,239,874	1,600,659	9,639,215	7,029,099	10.6864	75,115,759	1,250,000	911,524	1.0000	911,524	14,906,595	10,870,172	168,363,469
2114	5,977,170	2,972,273	3,004,897	2,191,228	32.7103	71,675,720	8,202,424	1,600,659	6,601,765	4,814,133	10.9621	52,773,005	1,250,000	911,524	1.0000	911,524	10,856,662	7,916,884	125,360,249
2115	5,324,430	2,972,273	2,352,157	1,715,237	33.9468	58,226,819	6,244,204	1,600,659	4,643,545	3,386,161	11.2449	38,077,044	1,250,000	911,524	1.0000	911,524	8,245,702	6,012,922	97,215,387
2116	3,963,032	2,972,273	990,759	722,480	35.2299	25,452,896	2,136,779	1,600,659	536,120	390,949	11.5350	4,509,596	1,250,000	911,524	1.0000	911,524	2,776,879	2,024,953	30,874,016
2117	3,952,204	2,972,273	979,931	714,584	36.5616	26,126,334	2,127,526	1,600,659	526,867	384,201	11.8326	4,546,098	1,250,000	911,524	1.0000	911,524	2,756,797	2,010,309	31,583,956
2118	5,977,170	2,972,273	3,004,897	2,191,228	37.9437	83,143,292	8,202,424	1,600,659	6,601,765	4,814,133	12.1379	58,433,462	1,250,000	911,524	1.0000	911,524	10,856,662	7,916,884	142,488,278
2119	5,470,929	2,972,273	2,498,655	1,822,067	39.3779	71,749,168	6,683,700	1,600,659	5,083,041	3,706,650	12.4511	46,151,868	1,250,000	911,524	1.0000	911,524	8,831,696	6,440,240	118,812,559
2120	3,963,032	2,972,273	990,759	722,480	40.8664	29,525,154	2,136,779	1,600,659	536,120	390,949	12.7723	4,993,317	1,250,000	911,524	1.0000	911,524	2,776,879	2,024,953	35,429,996
2121	3,952,204	2,972,273	979,931	714,584	42.4112	30,306,365	2,127,526	1,600,659	526,867	384,201	13.1018	5,033,726	1,250,000	911,524	1.0000	911,524	2,756,797	2,010,309	36,251,615
2122	6,483,412	2,972,273	3,511,138	2,560,389	44.0143	112,693,721	9,721,149	1,600,659	8,120,490	5,921,616	13.4399	79,585,922	1,250,000	911,524	1.0000	911,524	12,881,628	9,393,528	193,191,167
2123	3,952,204	2,972,273	979,931	714,584	45.6781	32,640,839	2,127,526	1,600,659	526,867	384,201	13.7866	5,296,827	1,250,000	911,524	1.0000	911,524	2,756,797	2,010,309	38,849,190
2124	3,963,032	2,972,273	990,759	722,480	47.4047	34,248,945	2,136,779	1,600,659	536,120	390,949	14.1423	5,528,918	1,250,000	911,524	1.0000	911,524	2,776,879	2,024,953	40,689,386
2125	6,483,412	2,972,273	3,511,138	2,560,389	49.1966	125,962,424	9,721,149	1,600,659	8,120,490	5,921,616	14.5072	85,906,062	1,250,000	911,524	1.0000	911,524	12,881,628	9,393,528	212,780,010
2126	3,952,204	2,972,273	979,931	714,584	51.0562	36,483,943	2,127,526	1,600,659	526,867	384,201	14.8815	5,717,489	1,250,000	911,524	1.0000	911,524	2,756,797	2,010,309	43,112,956
2127	3,952,204	2,972,273	979,931	714,584	52.9861	37,863,019	2,127,526	1,600,659	526,867	384,201	15.2654	5,864,984	1,250,000	911,524	1.0000	911,524	2,756,797	2,010,309	44,639,527
2128	6,494,240	2,972,273	3,521,966	2,568,285	54.9890	141,227,411	9,730,403	1,600,659	8,129,744	5,928,363	15.6593	92,834,022	1,250,000	911,524	1.0000	911,524	12,901,710	9,408,172	234,972,957
2129	3,952,204	2,972,273	979,931	714,584	57.0676	40,779,594	2,127,526	1,600,659	526,867	384,201	16.0633	6,171,538	1,250,000	911,524	1.0000	911,524	2,756,797	2,010,309	47,862,655
2130	3,952,204	2,972,273	979,931	714,584	59.2248	42,321,094	2,127,526	1,600,659	526,867	384,201	16.4777	6,330,751	1,250,000	911,524	1.0000	911,524	2,756,797	2,010,309	49,563,369
2131	3,952,204	2,972,273	979,931	714,584	61.4635	43,920,833	2,127,526	1,600,659	526,867	384,201	16.9028	6,494,075	1,250,000	911,524	1.0000	911,524	2,756,797	2,010,309	51,326,432
2132	6,494,240	2,972,273	3,521,966	2,568,285	63.7868	163,822,667	9,730,403	1,600,659	8,129,744	5,928,363	17.3389	102,791,301	1,250,000	911,524	1.0000	911,524	12,901,710	9,408,172	267,525,492
2133	3,952,204	2,972,273	979,931	714,584	66.1979	47,303,960	2,127,526	1,600,659	526,867	384,201	17.7863	6,833,517	1,250,000	911,524	1.0000	911,524	2,756,797	2,010,309	55,049,000
2134	3,952,204	2,972,273	979,931	714,584	68.7002	49,092,063	2,127,526	1,600,659	526,867	384,201	18.2451	7,009,788	1,250,000	911,524	1.0000	911,524	2,756,797	2,010,309	57,013,375
2135	3,952,204	2,972,273	979,931	714,584	71.2971	50,947,767	2,127,526	1,600,659	526,867	384,201	18.7159	7,190,670	1,250,000	911,524	1.0000	911,524	2,756,797	2,010,309	59,049,960
2136	3,963,032	2,972,273	990,759	722,480	73.9921	53,457,808	2,136,779	1,600,659	536,120	390,949	19.1987	7,505,712	1,250,000	911,524	1.0000	911,524	2,776,879	2,024,953	61,875,044
2137	3,952,204	2,972,273	979,931	714,584	76.7890	54,872,190	2,127,526	1,600,659	526,867	384,201	19.6941	7,566,496	1,250,000	911,524	1.0000	911,524	2,756,797	2,010,309	63,350,210
2138	19,139,451	2,972,273	16,167,177	11,789,413	79.6916	939,517,178	47,689,266	1,600,659	46,088,607	33,608,688	20.2022	678,969,436	1,250,000	911,524	1.0000	911,524	63,505,784	46,309,625	1,619,398,138
2139	3,952,204	2,972,273	979,931	714,584	82.7040	59,098,955	2,127,526	1,600,659	526,867	384,201	20.7234	7,961,954	1,250,000	911,524	1.0000	911,524	2,756,797	2,010,309	67,972,432
2140	3,963,032	2,972,273	990,759	722,480	85.8302	62,010,598	2,136,779	1,600,659	536,120	390,949	21.2580	8,310,793	1,250,000	911,524	1.0000	911,524	2,776,879	2,024,953	71,232,915
2141	3,952,204	2,972,273	979,931	714,584	89.0745	63,651,212	2,127,526	1,600,659	526,867	384,201	21.8065	8,378,082	1,250,000	911,524	1.0000	911,524	2,756,797	2,010,309	72,940,818
2142	3,952,204	2,972,273	979,931	714,584	92.4416	66,057,288	2,127,526	1,600,659	526,867	384,201	22.3691	8,594,234	1,250,000	911,524	1.0000	911,524	2,756,797	2,010,309	75,563,045
2143	3,952,204	2,972,273	979,931	714,584	95.9359	68,554,259	2,127,526	1,600,659	526,867	384,201	22.9462	8,815,956	1,250,000	911,524	1.0000	911,524	2,756,797	2,010,309	78,281,739
2144	3,963,032	2,972,273	990,759	722,480	99.5622	71,931,693	2,136,779	1,600,659	536,120	390,949	23.5382	9,202,235	1,250,000	911,524	1.0000	911,524	2,776,879	2,024,953	82,045,451
2145	5,470,929	2,972,273	2,498,655	1,822,067	103.3257	188,266,336	6,683,700	1,600,659	5,083,041	3,706,650	24.1455	89,498,914	1,250,000	911,524	1.0000	911,524	8,831,696	6,440,240	278,676,774
2146	4,964,687	2,972,273	1,992,414	1,452,906	107.2314	155,797,136	5,164,975	1,600,659	3,564,316	2,599,167	24.7685	64,377,467	1,250,000	911,524	1.0000	911,524	6,806,730	4,963,597	221,086,127
2147	4,964,687	2,972,273	1,992,414	1,452,906	111.2847	161,686,200	5,164,975	1,600,659	3,564,316	2,599,167	25.4075	66,038,335	1,250,000	911,524	1.0000	911,524	6,806,730	4,963,597	228,636,058
2148	3,963,032	2,972,273	990,759	722,480	115.4913	83,440,148	2,136,779	1,600,659	536,120	390,949	26.0630	10,189,303	1,250,000	911,524	1.0000	911,524	2,776,879	2,024,953	94,540,975
2149	4,964,687	2,972,273	1,992,414	1,452,906	119.8569	174,140,800	5,164,975	1,600,659	3,564,316	2,599,167	26.7355	69,490,028	1,250,000	911,524	1.0000	911,524	6,806,730	4,963,597	244,542,352
2150	5,470,929	2,972,273	2,498,655	1,822,067	124.3875	226,642,345	6,683,700	1,600,659	5,083,041	3,706,650	27.4252	101,655,614	1,250,000	911,524	1.0000	911,524	8,831,696	6,440,240	329,209,482
2151	5,470,929	2,972,273	2,498,655	1,822,067	129.0893	235,209,339	6,683,700	1,600,659	5,083,041	3,706,650	28.1328	104,278,439	1,250,000	911,524	1.0000	911,524	8,831,696	6,440,240	340,399,302
2152	5,481,757	2,972,273	2,509,483	1,829,963	133.9689	245,158,108	6,692,953	1,600,659	5,092,294	3,713,398	28.8586	107,163,458	1,250,000	911,524	1.0000	911,524	8,851,777	6,454,884	353,233,090
2153	3,952,204	2,972,273	979,931	714,584	139.0329	99,350,685	2,127,526	1,600,659	526,867	384,201	29.6032	11,373,583	1,250,000	911,524	1.0000	911,524	2,756,797	2,010,309	111,635,792
2154	3,952,204	2,972,273	979,931	714,584	144.2884	103,106,181	2,127,526	1,600,659	526,867	384,201	30.3669	11,666,998	1,250,000	911,524	1.0000	911,524	2,756,797	2,010,309	115,684,703
2155	5,830,672	2,972,273	2,858,398	2,084,398	149.7425	312,123,013	7,762,929	1,600,659	6,162,270	4,493,644	31.1504	139,978,811	1,250,000	911,524	1.0000	911,524	10,270,668	7,489,566	453,013,348
2156	4,975,515	2,972,273	2,003,242	1,460,802	155.4027	227,012,555	5,174,228	1,600,659	3,573,570	2,605,915	31.9541	83,269,662	1,250,000	911,524	1.0000	911,524	6,826,811	4,978,240	311,193,741
2157	4,964,687	2,972,273	1,992,414	1,452,906	161.2769	234,320,163	5,164,975	1,600,659	3,564,316	2,599,167	32.7785	85,196,794	1,250,000	911,524	1.0000	911,524	6,806,730	4,963,597	320,428,481
2158	3,952,204	2,972,273	979,931	714,584	167.3732	119,602,210	2,127,526	1,600,659	526,867	384,201	33.6242	12,918,456	1,250,000	911,524	1.0000	911,524	2,756,797	2,010,309	133,432,189
2159	4,964,687	2,972,273	1,992,414	1,452,906	173.6999	252,369,613	5,164,975	1,600,659	3,564,316	2,599,167	34.4917	89,649,687	1,250,000	911,524	1.0000	911,524	6,806,730	4,963,597	342,930,824
2160	4,975,515	2,972,273	2,003,242	1,460,802	180.2658	263,332,618	5,174,228	1,600,659	3,573,570	2,605,915	35.3816	92,201,435	1,250,000	911,524	1.0000	911,524	6,826,811	4,978,240	356,445,577
2161	4,964,687	2,972,273	1,992,414	1,452,906	187.0798	271,809,349	5,164,975	1,600,659	3,564,316	2,599,167	36.2944	94,335,205	1,250,000	911,524	1.0000	911,524	6,806,730	4,963,597	367,056,078
2162	3,952,204	2,972,273	979,931	714,584	194.1514	138,737,483	2,127,526	1,600,659	526,867	384,201	37.2308	14,304,116	1,250,000	911,524	1.0000	911,524	2,756,797	2,010,309	153,953,122
2163	6,989,653	2,972,273	4,017,380	2,929,550	201.4904	590,276,157	11,239,874	1,600,659	9,639,215	7,029,099	38.1914	268,451,114	1,250,000	911,524	1.0000	911,524	14,906,595	10,870,172	859,638,794
2164	5,987,998	2,972,273	3,015,725	2,199,124	209.1067	459,851,521	8,211,678	1,600,659	6,611,019	4,820,881	39.1767	188,866,192	1,250,000	911,524	1.0000	911,524	10,876,744	7,931,528	649,629,237
2165	4,964,687	2,972,273	1,992,414	1,452,906	217.0109	315,296,422	5,164,975	1,600,659	3,564,316	2,599,167	40.1875	104,454,022	1,250,000	911,524	1.0000	911,524	6,806,730	4,963,597	420,661,968
2166	3,952,204	2,972,273	979,931	714,584	225.2140	160,934,320	2,127,526	1,600,659	526,867	384,201	41.2243	15,838,423	1,250,000	911,524	1.0000	911,524	2,756,797	2,010,309	177,684,266
2167	3,952,204	2,972,273	979,931	714,584	233.7270	167,017,573	2,127,526	1,600,659	526,867	384,201	42.2879	16,247,059	1,250,000	911,524	1.0000	911,524	2,756,797	2,010,309	184,176,156
2168	5,987,998	2,972,273	3,015,725	2,199,124	242.5619	533,423,648	8,211,678	1,600,659	6,611,019	4,820,881	43.3789	209,124,496	1,250,000	911,524	1.0000	911,524	10,876,744	7,931,528	743,459,668
2169	5,470,929	2,972,273	2,498,655	1,822,067	251.7308	458,670,355	6,683,700	1,600,659	5,083,041	3,706,650	44.4981	164,938,876	1,250,000	911,524	1.0000	911,524	8,831,696	6,440,240	624,520,755
2170	3,952,204	2,972,273	979,931	714,584	261.2462	186,682,353	2,127,526	1,600,659	526,867	384,201	45.6462	17,537,322	1,250,000	911,524	1.0000	911,524	2,756,797	2,010,309	205,131,199
2171	3,952,204	2,972,273	979,931	714,584	271.1213	193,738,941	2,127,526	1,600,659	526,867	384,201	46.8238	17,989,757	1,250,000	911,524	1.0000	911,524	2,756,797	2,010,309	212,640,223
2172	6,494,240	2,972,273	3,521,966	2,568,285	281.3697	722,637,514	9,730,403	1,600,659	8,129,744	5,928,363	48.0319	284,750,561	1,250,000	911,524	1.0000	911,524	12,901,710	9,408,172	1,008,299,599
2173	3,952,204	2,972,273	979,931	714,584	292.0054	208,662,385	2,127,526	1,600,659	526,867	384,201	49.2711	18,930,013	1,250,000	911,524	1.0000	911,524	2,756,797	2,010,309	228,503,922
2174	3,952,204	2,972,273	979,931	714,584	303.0433	216,549,892	2,127,526	1,600,659	526,867	384,201	50.5423	19,418,409	1,250,000	911,524	1.0000	911,524	2,756,797	2,010,309	236,879,825
2175	6,483,412	2,972,273	3,511,138	2,560,389	314.4983	805,237,930	9,721,149	1,600,659	8,120,490	5,921,616	51.8463	307,013,861	1,250,000	911,524	1.0000	911,524	12,881,628	9,393,528	1,113,163,314
2176	3,963,032	2,972,273	990,759	722,480	326.3863	235,807,556	2,136,779	1,600,659	536,120	390,949	53.1839	20,792,191	1,250,000	911,524	1.0000	911,524	2,776,879	2,024,953	257,511,271
2177	3,952,204	2,972,273	979,931	714,584	338.7237	242,046,535	2,127,526	1,600,659	526,867	384,201	54.5561	20,960,516	1,250,000	911,524	1.0000	911,524	2,756,797	2,010,309	263,918,574
2178	6,483,412	2,972,273	3,511,138	2,560,389	351.5275	900,047,079	9,721,149	1,600,659	8,120,490	5,921,616	55.9636	331,394,929	1,250,000	911,524	1.0000	911,524	12,881,628	9,393,528	1,232,353,532
2179	3,952,204	2,972,273	979,931	714,584	364.8152	260,691,103	2,127,526	1,600,659	526,867	384,201	57.4075	22,056,027	1,250,000	911,524	1.0000	911,524	2,756,797	2,010,309	283,658,653
2180	3,963,032	2,972,273	990,759	722,480	378.6052	273,534,664	2,136,779	1,600,659	536,120	390,949	58.8886	23,022,437	1,250,000	911,524	1.0000	911,524	2,776,879	2,024,953	297,468,625
2181	3,952,204	2,972,273	979,931	714,584	392.9165	280,771,842	2,127,526	1,600,659	526,867	384,201	60.4079	23,208,784	1,250,000	911,524	1.0000	911,524	2,756,797	2,010,309	304,892,150
2182	6,483,412	2,972,273	3,511,138	2,560,389	407.7688	1,044,046,674	9,721,149	1,600,659	8,120,490	5,921,616	61.9664	366,941,203	1,250,000	911,524	1.0000	911,524	12,881,628	9,393,528	1,411,899,401
2183	3,952,204	2,972,273	979,931	714,584	423.1824	302,399,370	2,127,526	1,600,659	526,867	384,201	63.5652	24,421,822	1,250,000	911,524	1.0000	911,524	2,756,797	2,010,309	327,732,716
2184	3,963,032	2,972,273	990,759	722,480	439.1787	317,297,803	2,136,779	1,600,659	536,120	390,949	65.2052	25,491,905	1,250,000	911,524	1.0000	911,524	2,776,879	2,024,953	343,701,232
2185	3,952,204	2,972,273	979,931	714,584	455.7797	325,692,879	2,127,526	1,600,659	526,867	384,201	66.8874	25,698,215	1,250,000	911,524	1.0000	911,524	2,756,797	2,010,309	352,302,618

Xcel Energy
Nuclear Decommissioning Accrual
200-Year Decommissioning Period
DECON Method

Docket No. E002/M-20-___
Schedule E.4
Page 11 of 26

Proposed

AMOUNT TO RECOVER

	LABOR						NON-LABOR						PIIC Payment						
	Cost Estimate Nominal $s	DOE Reimbursement Estimate Nominal $s	Adjusted Estimate Nominal $s	Jurisdictional Cost in Nominal $s	Escalation Factor	Jurisdictional Cost in Future $'s	Cost Estimate Nominal $s	DOE Reimbursement Estimate Nominal $s	Adjusted Estimate Nominal $s	Jurisdictional Cost in Nominal $s	Escalation Factor	Jurisdictional Cost in Future $'s	Cost Estimate Nominal $s	Jurisdictional Cost in Nominal $s	Escalation Factor	Jurisdictional Cost in Future $'s	Total Cost Estimate Nominal $s	Total Jurisdictional Cost in Nominal $s	Total Jurisdictional Cost in Future $'s
2186	3,952,204	2,972,273	979,931	714,584	473.0081	338,004,017	2,127,526	1,600,659	526,867	384,201	68.6131	26,361,231	1,250,000	911,524	1.0000	911,524	2,756,797	2,010,309	365,276,772
2187	3,952,204	2,972,273	979,931	714,584	490.8878	350,780,565	2,127,526	1,600,659	526,867	384,201	70.3834	27,041,382	1,250,000	911,524	1.0000	911,524	2,756,797	2,010,309	378,733,471
2188	19,150,279	2,972,273	16,178,005	11,797,309	509.4434	6,010,061,141	47,698,520	1,600,659	46,097,861	33,615,436	72.1993	2,427,010,932	1,250,000	911,524	1.0000	911,524	63,525,866	46,324,268	8,437,983,596
2189	3,952,204	2,972,273	979,931	714,584	528.7004	377,800,844	2,127,526	1,600,659	526,867	384,201	74.0620	28,454,705	1,250,000	911,524	1.0000	911,524	2,756,797	2,010,309	407,167,072
2190	3,952,204	2,972,273	979,931	714,584	548.6852	392,081,662	2,127,526	1,600,659	526,867	384,201	75.9728	29,188,836	1,250,000	911,524	1.0000	911,524	2,756,797	2,010,309	422,182,022
2191	3,952,204	2,972,273	979,931	714,584	569.4255	406,902,348	2,127,526	1,600,659	526,867	384,201	77.9329	29,941,909	1,250,000	911,524	1.0000	911,524	2,756,797	2,010,309	437,755,781
2192	3,963,032	2,972,273	990,759	722,480	590.9498	426,949,379	2,136,779	1,600,659	536,120	390,949	79.9436	31,253,868	1,250,000	911,524	1.0000	911,524	2,776,879	2,024,953	459,114,771
2193	4,055,991	2,972,273	1,083,718	790,268	613.2877	484,661,528	2,438,888	1,600,659	838,229	611,253	82.0061	50,126,444	1,250,000	911,524	1.0000	911,524	3,171,947	2,313,044	535,699,496
2194	4,211,673	2,972,273	1,239,399	903,794	636.4700	575,237,472	2,905,932	1,600,659	1,305,273	951,830	84.1219	80,069,731	1,250,000	911,524	1.0000	911,524	3,794,672	2,767,147	656,218,728
2195	6,090,140	2,972,273	3,117,867	2,273,608	660.5286	1,501,783,008	8,541,335	1,600,659	6,940,676	5,061,273	86.2922	436,748,359	1,250,000	911,524	1.0000	911,524	11,308,543	8,246,404	1,939,442,890
2196	5,286,878	2,972,273	2,314,604	1,687,853	685.4966	1,157,017,715	6,108,316	1,600,659	4,507,657	3,287,069	88.5185	290,966,429	1,250,000	911,524	1.0000	911,524	8,072,261	5,886,446	1,448,895,668
2197	5,120,368	2,972,273	2,148,095	1,566,432	711.4083	1,114,372,476	5,632,019	1,600,659	4,031,360	2,939,744	90.8023	266,935,529	1,250,000	911,524	1.0000	911,524	7,429,455	5,417,700	1,382,219,528
2198	4,315,460	2,972,273	1,343,187	979,477	738.2996	723,147,738	3,217,294	1,600,659	1,616,635	1,178,881	93.1450	109,806,894	1,250,000	911,524	1.0000	911,524	4,209,822	3,069,882	833,866,156
2199	5,120,368	2,972,273	2,148,095	1,566,432	766.2073	1,200,211,364	5,632,019	1,600,659	4,031,360	2,939,744	95.5482	280,887,261	1,250,000	911,524	1.0000	911,524	7,429,455	5,417,700	1,482,010,148
2200	5,574,716	2,972,273	2,602,443	1,897,751	795.1699	1,509,034,237	6,995,062	1,600,659	5,394,403	3,933,701	98.0133	385,555,046	1,250,000	911,524	1.0000	911,524	9,246,846	6,742,976	1,895,500,807
2201	5,730,397	2,972,273	2,758,124	2,011,276	825.2273	1,659,760,217	7,462,106	1,600,659	5,861,447	4,274,278	100.5421	429,744,934	1,250,000	911,524	1.0000	911,524	9,869,571	7,197,079	2,090,416,675
2202	5,730,397	2,972,273	2,758,124	2,011,276	856.4209	1,722,499,169	7,462,106	1,600,659	5,861,447	4,274,278	103.1360	440,831,985	1,250,000	911,524	1.0000	911,524	9,869,571	7,197,079	2,164,242,678
2203	4,107,885	2,972,273	1,135,612	828,110	888.7937	736,018,702	2,594,569	1,600,659	993,910	724,778	105.7969	76,679,303	1,250,000	911,524	1.0000	911,524	3,379,522	2,464,412	813,609,528
2204	4,170,607	2,972,273	1,198,334	873,848	922.3901	806,028,356	2,759,504	1,600,659	1,158,845	845,052	108.5265	91,710,525	1,250,000	911,524	1.0000	911,524	3,607,179	2,630,423	898,650,405
2205	5,678,504	2,972,273	2,706,230	1,973,435	957.2564	1,889,082,825	7,306,425	1,600,659	5,705,766	4,160,753	111.3265	463,202,041	1,250,000	911,524	1.0000	911,524	9,661,996	7,045,711	2,353,196,390
2206	5,120,368	2,972,273	2,148,095	1,566,432	993.4407	1,556,156,953	5,632,019	1,600,659	4,031,360	2,939,744	114.1987	335,714,959	1,250,000	911,524	1.0000	911,524	7,429,455	5,417,700	1,892,783,435
2207	5,172,262	2,972,273	2,199,989	1,604,274	1,030.9927	1,653,994,325	5,787,700	1,600,659	4,187,041	3,053,270	117.1450	357,675,298	1,250,000	911,524	1.0000	911,524	7,637,030	5,569,067	2,012,581,147
2208	4,170,607	2,972,273	1,198,334	873,848	1,069.9643	934,985,714	2,759,504	1,600,659	1,158,845	845,052	120.1674	101,547,690	1,250,000	911,524	1.0000	911,524	3,607,179	2,630,423	1,037,444,927
2209	5,120,368	2,972,273	2,148,095	1,566,432	1,110.4089	1,739,379,643	5,632,019	1,600,659	4,031,360	2,939,744	123.2677	362,375,498	1,250,000	911,524	1.0000	911,524	7,429,455	5,417,700	2,102,666,665
2210	5,172,262	2,972,273	2,199,989	1,604,274	1,152.3824	1,848,736,611	5,787,700	1,600,659	4,187,041	3,053,270	126.4480	386,079,867	1,250,000	911,524	1.0000	911,524	7,637,030	5,569,067	2,235,728,002
2211	5,172,262	2,972,273	2,199,989	1,604,274	1,195.9424	1,918,618,767	5,787,700	1,600,659	4,187,041	3,053,270	129.7104	396,040,855	1,250,000	911,524	1.0000	911,524	7,637,030	5,569,067	2,315,571,146
2212	4,170,607	2,972,273	1,198,334	873,848	1,241.1491	1,084,575,137	2,759,504	1,600,659	1,158,845	845,052	133.0569	112,439,986	1,250,000	911,524	1.0000	911,524	3,607,179	2,630,423	1,197,926,647
2213	7,197,228	2,972,273	4,224,955	3,080,917	1,288.0645	3,968,420,347	11,862,599	1,600,659	10,261,940	7,483,201	136.4898	1,021,380,667	1,250,000	911,524	1.0000	911,524	15,736,895	11,475,643	4,990,712,537
2214	6,184,745	2,972,273	3,212,472	2,342,595	1,336.7533	3,131,472,245	8,825,149	1,600,659	7,224,490	5,268,236	140.0112	737,611,995	1,250,000	911,524	1.0000	911,524	11,686,962	8,522,355	3,869,995,763
2215	5,172,262	2,972,273	2,199,989	1,604,274	1,387.2826	2,225,580,790	5,787,700	1,600,659	4,187,041	3,053,270	143.6235	438,521,304	1,250,000	911,524	1.0000	911,524	7,637,030	5,569,067	2,665,013,618
2216	4,170,607	2,972,273	1,198,334	873,848	1,439.7219	1,258,097,497	2,759,504	1,600,659	1,158,845	845,052	147.3290	124,500,652	1,250,000	911,524	1.0000	911,524	3,607,179	2,630,423	1,383,509,673
2217	4,133,788	2,972,273	1,161,514	846,998	1,494.1434	1,265,536,796	14,534,310	1,600,659	12,933,651	9,431,464	151.1301	1,425,378,089	1,250,000	911,524	1.0000	911,524	15,345,165	11,189,986	2,691,826,408
2218	1,123,816	2,972,273	(1,848,457)	(1,347,930)	1,550.6220	(2,090,130,339)	3,040,582	1,600,659	1,439,923	1,050,019	155.0292	162,783,650	0	0	1.0000	0	(408,534)	(297,911)	(1,927,346,689)
	$1,250,894,368	$526,092,387	$724,801,981	$528,539,376		$61,058,494,756	$1,305,637,546	$283,316,640	$1,022,320,907	$745,495,829		$18,471,829,558	$230,000,000	$167,720,370		$167,720,370	$1,977,122,888	$1,441,755,575	$79,698,044,684
	$4,920,357,293	$2,180,366,546	$2,739,990,746	$1,998,053,312		$279,053,393,595	$4,877,888,714	$922,815,290	$3,955,073,424	$2,884,114,687		$72,816,239,635	$461,250,000	$336,352,264		$336,352,264	$7,156,314,171	$5,218,520,263	$352,205,985,494

Xcel Energy
Nuclear Decommissioning Accrual
200-Year Decommissioning Period
DECON Method

Docket No. E002/M-20-___
Schedule E.4
Page 12 of 26

Proposed

EXTERNAL FUND CALCULATION

Monticello

	Beginning Balance	Assumed Interest	Decommissioning Payment	Annuity	Ending Balance
2020	$757,935,327	$14,768,898	$0	$6,696,113	$779,400,337
2021	779,400,337	30,405,771	-	8,507,110	818,313,218
2022	818,313,218	33,670,327	-	98,957,412	950,940,957
2023	950,940,957	38,816,283	-	98,957,412	1,088,714,651
2024	1,088,714,651	44,161,902	-	98,957,412	1,231,833,965
2025	1,231,833,965	49,714,932	-	98,957,412	1,380,506,309
2026	1,380,506,309	55,483,419	-	98,957,412	1,534,947,139
2027	1,534,947,139	61,475,723	-	98,957,412	1,695,380,274
2028	1,695,380,274	67,700,528	-	98,957,412	1,862,038,214
2029	1,862,038,214	74,166,856	-	98,957,412	2,035,162,482
2030	2,035,162,482	80,818,589	(32,782,380)	74,218,059	2,157,416,750
2031	2,157,416,750	84,139,253	(131,799,357)	-	2,109,756,647
2032	2,109,756,647	82,280,509	(234,736,293)	-	1,957,300,863
2033	1,957,300,863	76,334,734	(273,342,557)	-	1,760,293,040
2034	1,760,293,040	68,651,429	(255,772,211)	-	1,573,172,257
2035	1,573,172,257	61,353,718	(91,595,735)	-	1,542,930,241
2036	1,542,930,241	60,174,279	(69,812,556)	-	1,533,291,964
2037	1,533,291,964	59,798,387	(66,778,988)	-	1,526,311,362
2038	1,526,311,362	59,526,143	(3,544,955)	-	1,582,292,550
2039	1,582,292,550	61,709,409	(3,669,733)	-	1,640,332,226
2040	1,640,332,226	63,972,957	(3,839,647)	-	1,700,465,536
2041	1,700,465,536	66,318,156	(3,932,950)	-	1,762,850,742
2042	1,762,850,742	68,751,179	(4,071,580)	-	1,827,530,342
2043	1,827,530,342	71,273,683	(4,215,302)	-	1,894,588,723
2044	1,894,588,723	73,888,960	(4,410,941)	-	1,964,066,742
2045	1,964,066,742	76,598,603	(4,518,548)	-	2,036,146,797
2046	2,036,146,797	79,409,725	(4,678,214)	-	2,110,878,308
2047	2,110,878,308	82,324,254	(4,843,830)	-	2,188,358,732
2048	2,188,358,732	85,345,991	(9,763,750)	-	2,263,940,973
2049	2,263,940,973	88,293,698	(5,193,098)	-	2,347,041,573
2050	2,347,041,573	91,534,621	(16,574,707)	-	2,422,001,487
2051	2,422,001,487	94,458,058	(17,097,357)	-	2,499,362,188
2052	2,499,362,188	97,475,125	(17,699,249)	-	2,579,138,064
2053	2,579,138,064	100,586,385	(18,195,022)	-	2,661,529,427
2054	2,661,529,427	103,799,648	(18,770,819)	-	2,746,558,256
2055	2,746,558,256	107,115,772	(19,365,420)	-	2,834,308,607
2056	2,834,308,607	110,538,036	(20,050,525)	-	2,924,796,118
2057	2,924,796,118	114,067,049	(20,613,951)	-	3,018,249,216
2058	3,018,249,216	117,711,719	(84,132,700)	-	3,051,828,235
2059	3,051,828,235	119,021,301	(21,945,848)	-	3,148,903,688
2060	3,148,903,688	122,807,244	(22,726,889)	-	3,248,984,043

Xcel Energy
Nuclear Decommissioning Accrual
200-Year Decommissioning Period
DECON Method

Docket No. E002/M-20-___
Schedule E.4
Page 13 of 26

Proposed

EXTERNAL FUND CALCULATION

2061	3,248,984,043	126,710,378	(23,366,891)	-	3,352,327,529
2062	3,352,327,529	130,740,774	(24,113,377)	-	3,458,954,926
2063	3,458,954,926	134,899,242	(61,315,416)	-	3,532,538,753
2064	3,532,538,753	137,769,011	(25,773,939)	-	3,644,533,825
2065	3,644,533,825	142,136,819	(26,502,798)	-	3,760,167,846
2066	3,760,167,846	146,646,546	(35,316,034)	-	3,871,498,358
2067	3,871,498,358	150,988,436	(28,230,239)	-	3,994,256,555
2068	3,994,256,555	155,776,006	(147,568,388)	-	4,002,464,172
2069	4,002,464,172	156,096,103	(30,074,771)	-	4,128,485,504
2070	4,128,485,504	161,010,935	(31,043,079)	-	4,258,453,359
2071	4,258,453,359	166,079,681	(32,043,715)	-	4,392,489,325
2072	4,392,489,325	171,307,084	(33,202,846)	-	4,530,593,563
2073	4,530,593,563	176,693,149	(34,146,662)	-	4,673,140,050
2074	4,673,140,050	182,252,462	(35,251,341)	-	4,820,141,170
2075	4,820,141,170	187,985,506	(36,392,659)	-	4,971,734,017
2076	4,971,734,017	193,897,627	(37,715,934)	-	5,127,915,709
2077	5,127,915,709	199,988,713	(38,790,991)	-	5,289,113,432
2078	5,289,113,432	206,275,424	(40,050,893)	-	5,455,337,962
2079	5,455,337,962	212,758,181	(41,353,214)	-	5,626,742,928
2080	5,626,742,928	219,442,974	(42,864,933)	-	5,803,320,970
2081	5,803,320,970	226,329,518	(44,090,579)	-	5,985,559,908
2082	5,985,559,908	233,436,836	(45,528,513)	-	6,173,468,231
2083	6,173,468,231	240,765,261	(47,015,284)	-	6,367,218,208
2084	6,367,218,208	248,321,510	(526,863,353)	-	6,088,676,366
2085	6,088,676,366	237,458,378	(50,140,425)	-	6,275,994,320
2086	6,275,994,320	244,763,778	(51,782,727)	-	6,468,975,371
2087	6,468,975,371	252,290,039	(53,480,544)	-	6,667,784,867
2088	6,667,784,867	260,043,610	(70,894,478)	-	6,856,933,999
2089	6,856,933,999	267,420,426	(57,050,704)	-	7,067,303,721
2090	7,067,303,721	275,624,845	(58,926,979)	-	7,284,001,587
2091	7,284,001,587	284,076,062	(60,867,153)	-	7,507,210,496
2092	7,507,210,496	292,781,209	(63,127,296)	-	7,736,864,409
2093	7,736,864,409	301,737,712	(64,947,298)	-	7,973,654,824
2094	7,973,654,824	310,972,538	(67,092,384)	-	8,217,534,977
2095	8,217,534,977	320,483,864	(69,310,133)	-	8,468,708,708
2096	8,468,708,708	330,279,640	(71,897,009)	-	8,727,091,339
2097	8,727,091,339	340,356,562	(73,975,294)	-	8,993,472,608
2098	8,993,472,608	350,745,432	(76,428,200)	-	9,267,789,840
2099	9,267,789,840	361,443,804	(78,965,041)	-	9,550,268,602
2100	9,550,268,602	372,460,475	(81,588,424)	-	9,841,140,653
2101	9,841,140,653	383,804,485	(84,301,758)	-	10,140,643,381
2102	10,140,643,381	395,485,092	(87,108,052)	-	10,449,020,421
2103	10,449,020,421	407,511,796	(90,010,573)	-	10,766,521,645
2104	10,766,521,645	419,894,344	(93,403,367)	-	11,093,012,622
2105	11,093,012,622	432,627,492	(96,117,797)	-	11,429,522,317
2106	11,429,522,317	445,751,370	(99,330,222)	-	11,775,943,465
2107	11,775,943,465	459,261,795	(102,653,014)	-	12,132,552,246
2108	12,132,552,246	473,169,538	(391,716,754)	-	12,214,005,030

Xcel Energy
Nuclear Decommissioning Accrual
200-Year Decommissioning Period
DECON Method

Docket No. E002/M-20-___
Schedule E.4
Page 14 of 26

Proposed

EXTERNAL FUND CALCULATION

External Levelized

2109	12,214,005,030	476,346,196	(109,645,922)	-	12,580,705,304
2110	12,580,705,304	490,647,507	(113,324,281)	-	12,958,028,530
2111	12,958,028,530	505,363,113	(117,129,490)	-	13,346,262,153
2112	13,346,262,153	520,504,224	(121,586,937)	-	13,745,179,440
2113	13,745,179,440	536,061,998	(291,761,915)	-	13,989,479,523
2114	13,989,479,523	545,589,701	(129,353,213)	-	14,405,716,011
2115	14,405,716,011	561,822,924	(133,713,195)	-	14,833,825,740
2116	14,833,825,740	578,519,204	(175,429,295)	-	15,236,915,649
2117	15,236,915,649	594,239,710	(142,891,560)	-	15,688,263,799
2118	15,688,263,799	611,842,288	(693,364,459)	-	15,606,741,628
2119	15,606,741,628	608,662,923	(152,718,889)	-	16,062,685,662
2120	16,062,685,662	626,444,741	(158,584,528)	-	16,530,545,875
2121	16,530,545,875	644,691,289	(163,241,199)	-	17,011,995,965
2122	17,011,995,965	663,467,843	(168,778,912)	-	17,506,684,895
2123	17,506,684,895	682,760,711	(174,509,388)	-	18,014,936,218
2124	18,014,936,218	702,582,513	(181,242,072)	-	18,536,276,658
2125	18,536,276,658	722,914,790	(186,577,194)	-	19,072,614,254
2126	19,072,614,254	743,831,956	(192,928,900)	-	19,623,517,310
2127	19,623,517,310	765,317,175	(199,502,406)	-	20,189,332,080
2128	20,189,332,080	787,383,951	(260,731,695)	-	20,715,984,335
2129	20,715,984,335	807,923,389	(213,348,190)	-	21,310,559,535
2130	21,310,559,535	831,111,822	(220,636,667)	-	21,921,034,690
2131	21,921,034,690	854,920,353	(228,180,552)	-	22,547,774,490
2132	22,547,774,490	879,363,205	(237,060,524)	-	23,190,077,171
2133	23,190,077,171	904,413,010	(244,071,943)	-	23,850,418,238
2134	23,850,418,238	930,166,311	(2,516,897,377)	-	22,263,687,172
2135	22,263,687,172	868,283,800	(261,099,336)	-	22,870,871,636
2136	22,870,871,636	891,963,994	(271,302,652)	-	23,491,532,978
2137	23,491,532,978	916,169,786	(279,345,482)	-	24,128,357,282
2138	24,128,357,282	941,005,934	(288,953,164)	-	24,780,410,052
2139	24,780,410,052	966,435,992	(298,899,646)	-	25,447,946,397
2140	25,447,946,397	992,469,909	(310,628,087)	-	26,129,788,220
2141	26,129,788,220	1,019,061,741	(319,857,110)	-	26,828,992,850
2142	26,828,992,850	1,046,330,721	(330,894,358)	-	27,544,429,214
2143	27,544,429,214	1,074,232,739	(342,321,372)	-	28,276,340,581
2144	28,276,340,581	1,102,777,283	(355,807,363)	-	29,023,310,500
2145	29,023,310,500	1,131,909,110	(366,402,209)	-	29,788,817,401
2146	29,788,817,401	1,161,763,879	(379,085,825)	-	30,571,495,454
2147	30,571,495,454	1,192,288,323	(392,218,395)	-	31,371,565,382
2148	31,371,565,382	1,223,491,050	(407,730,619)	-	32,187,325,812
2149	32,187,325,812	1,255,305,707	(419,897,848)	-	33,022,733,670
2150	33,022,733,670	1,287,886,613	(434,478,032)	-	33,876,142,252
2151	33,876,142,252	1,321,169,548	(449,576,302)	-	34,747,735,498
2152	34,747,735,498	1,355,161,684	(467,424,392)	-	35,635,472,790
2153	35,635,472,790	1,389,783,439	(481,401,924)	-	36,543,854,305
2154	36,543,854,305	1,425,210,318	(498,168,590)	-	37,470,896,033
2155	37,470,896,033	1,461,364,945	(515,532,378)	-	38,416,728,600
2156	38,416,728,600	1,498,252,415	(536,074,453)	-	39,378,906,562

Xcel Energy
Nuclear Decommissioning Accrual
200-Year Decommissioning Period
DECON Method

Docket No. E002/M-20-___
Schedule E.4
Page 15 of 26

Proposed

EXTERNAL FUND CALCULATION

2157	39,378,906,562	1,535,777,356	(552,137,361)	-	40,362,546,558
2158	40,362,546,558	1,574,139,316	(1,977,437,523)	-	39,959,248,350
2159	39,959,248,350	1,558,410,686	(591,399,998)	-	40,926,259,038
2160	40,926,259,038	1,596,124,102	(615,050,065)	-	41,907,333,076
2161	41,907,333,076	1,634,385,990	(633,515,942)	-	42,908,203,123
2162	42,908,203,123	1,673,419,922	(655,709,327)	-	43,925,913,718
2163	43,925,913,718	1,713,110,635	(1,507,024,558)	-	44,131,999,795
2164	44,131,999,795	1,721,147,992	(705,932,200)	-	45,147,215,587
2165	45,147,215,587	1,760,741,408	(727,168,198)	-	46,180,788,796
2166	46,180,788,796	1,801,050,763	(935,583,046)	-	47,046,256,513
2167	47,046,256,513	1,834,804,004	(779,174,377)	-	48,101,886,140
2168	48,101,886,140	1,875,973,559	(3,740,993,727)	-	46,236,865,973
2169	46,236,865,973	1,803,237,773	(834,977,414)	-	47,205,126,332
2170	47,205,126,332	1,840,999,927	(864,389,855)	-	48,181,736,404
2171	48,181,736,404	1,879,087,720	(894,858,177)	-	49,165,965,946
2172	49,165,965,946	1,917,472,672	(931,009,031)	-	50,152,429,587
2173	50,152,429,587	1,955,944,754	(959,119,729)	-	51,149,254,612
2174	51,149,254,612	1,994,820,930	(992,994,290)	-	52,151,081,252
2175	52,151,081,252	2,033,892,169	(1,028,087,560)	-	53,156,885,861
2176	53,156,885,861	2,073,118,549	(1,069,752,927)	-	54,160,251,483
2177	54,160,251,483	2,112,249,808	(1,102,110,914)	-	55,170,390,377
2178	55,170,390,377	2,151,645,225	(1,141,134,859)	-	56,180,900,743
2179	56,180,900,743	2,191,055,129	(1,181,566,038)	-	57,190,389,834
2180	57,190,389,834	2,230,425,204	(1,229,600,021)	-	58,191,215,016
2181	58,191,215,016	2,269,457,386	(1,266,857,100)	-	59,193,815,301
2182	59,193,815,301	2,308,558,797	(1,311,825,859)	-	60,190,548,239
2183	60,190,548,239	2,347,431,381	(1,358,419,201)	-	61,179,560,420
2184	61,179,560,420	2,386,002,856	(13,059,289,599)	-	50,506,273,677
2185	50,506,273,677	1,969,744,673	(1,456,719,106)	-	51,019,299,244
2186	51,019,299,244	1,989,752,671	(1,508,551,385)	-	51,500,500,530
2187	51,500,500,530	2,008,519,521	(1,562,260,032)	-	51,946,760,018
2188	51,946,760,018	2,025,923,641	(1,626,146,607)	-	52,346,537,052
2189	52,346,537,052	2,041,514,945	(1,675,582,047)	-	52,712,469,951
2190	52,712,469,951	2,055,786,328	(1,735,340,692)	-	53,032,915,587
2191	53,032,915,587	2,068,283,708	(1,797,266,097)	-	53,303,933,198
2192	53,303,933,198	2,078,853,395	(2,307,100,427)	-	53,075,686,166
2193	53,075,686,166	2,069,951,760	(2,717,371,977)	-	52,428,265,950
2194	52,428,265,950	2,044,702,372	(2,113,503,752)	-	52,359,464,570
2195	52,359,464,570	2,042,019,118	(2,792,251,612)	-	51,609,232,076
2196	51,609,232,076	2,012,760,051	(3,151,854,332)	-	50,470,137,795
2197	50,470,137,795	1,968,335,374	(1,044,691,873)	-	51,393,781,296
2198	51,393,781,296	2,004,357,471	(1,083,696,147)	-	52,314,442,619
2199	52,314,442,619	2,040,263,262	(1,124,162,162)	-	53,230,543,719
2200	53,230,543,719	2,075,991,205	(1,166,144,891)	-	54,140,390,033
2201	54,140,390,033	2,111,475,211	(1,209,701,460)	-	55,042,163,785
2202	55,042,163,785	2,146,644,388	(1,254,890,934)	-	55,933,917,239
2203	55,933,917,239	2,181,422,772	(1,301,774,860)	-	56,813,565,151
2204	56,813,565,151	2,215,729,041	(1,365,215,706)	-	57,664,078,485

Xcel Energy
Nuclear Decommissioning Accrual
200-Year Decommissioning Period
DECON Method

Docket No. E002/M-20-___
Schedule E.4
Page 16 of 26

Proposed

EXTERNAL FUND CALCULATION

2205	57,664,078,485	2,248,899,061	(1,400,882,490)	-	58,512,095,056
2206	58,512,095,056	2,281,971,707	(1,453,241,012)	-	59,340,825,751
2207	59,340,825,751	2,314,292,204	(1,507,563,244)	-	60,147,554,711
2208	60,147,554,711	2,345,754,634	(9,829,378,232)	-	52,663,931,113
2209	52,663,931,113	2,053,893,313	(1,622,397,489)	-	53,095,426,937
2210	53,095,426,937	2,070,721,651	(1,683,065,532)	-	53,483,083,055
2211	53,483,083,055	2,085,840,239	(1,746,009,716)	-	53,822,913,578
2212	53,822,913,578	2,099,093,630	(1,831,165,881)	-	54,090,841,327
2213	54,090,841,327	2,109,542,812	(6,327,892,531)	-	49,872,491,608
2214	49,872,491,608	1,945,027,173	(1,949,372,261)	-	49,868,146,519
2215	49,868,146,519	1,944,857,714	(2,022,310,469)	-	49,790,693,765
2216	49,790,693,765	1,941,837,057	(3,107,277,449)	-	48,625,253,372
2217	48,625,253,372	1,896,384,882	(2,176,503,134)	-	48,345,135,120
2218	48,345,135,120	1,885,460,270	(17,812,255,213)	-	32,418,340,176
2219	32,418,340,176	1,264,315,267	(3,289,895,309)	-	30,392,760,134
2220	30,392,760,134	1,185,317,645	(3,273,999,672)	-	28,304,078,108
2221	28,304,078,108	1,103,859,046	(3,367,023,996)	-	26,040,913,158
2222	26,040,913,158	1,015,595,613	(3,491,123,699)	-	23,565,385,072
2223	23,565,385,072	919,050,018	(3,801,092,267)	-	20,683,342,823
2224	20,683,342,823	806,650,370	(3,784,173,459)	-	17,705,819,735
2225	17,705,819,735	690,526,970	(3,891,772,179)	-	14,504,574,525
2226	14,504,574,525	565,678,406	(4,035,366,987)	-	11,034,885,945
2227	11,034,885,945	430,360,552	(4,392,450,338)	-	7,072,796,159
2228	7,072,796,159	275,839,050	(4,374,507,778)	-	2,974,127,431
2229	2,974,127,431	115,990,970	(4,498,979,657)	-	(1,408,861,257)
2230	(1,408,861,257)	(54,945,589)	(4,847,791,008)	-	(6,311,597,853)
2231	(6,311,597,853)	(246,152,316)	6,557,750,169	-	(0)

Xcel Energy
Nuclear Decommissioning Accrual
200-Year Decommissioning Period
DECON Method

Docket No. E002/M-20-___
Schedule E.4
Page 17 of 26

Proposed

EXTERNAL FUND CALCULATION

Prairie Island Unit 1

	Beginning Balance	Assumed Interest	Decommissioning Payment	Annuity	Ending Balance
2020	$437,068,622	$8,807,181	$0	$24,632	$445,900,435
2021	445,900,435	18,219,642	-	12,399,703	476,519,779
2022	476,519,779	20,098,666	-	44,412,832	541,031,277
2023	541,031,277	22,698,479	-	44,412,832	608,142,588
2024	608,142,588	25,403,065	-	44,412,832	677,958,485
2025	677,958,485	28,216,646	-	44,412,832	750,587,963
2026	750,587,963	31,143,613	-	44,412,832	826,144,408
2027	826,144,408	34,188,538	-	44,412,832	904,745,779
2028	904,745,779	37,356,173	-	44,412,832	986,514,784
2029	986,514,784	40,651,464	-	44,412,832	1,071,579,080
2030	1,071,579,080	44,079,556	-	44,412,832	1,160,071,468
2031	1,160,071,468	47,645,799	-	44,412,832	1,252,130,099
2032	1,252,130,099	51,355,762	-	44,412,832	1,347,898,692
2033	1,347,898,692	52,466,914	(39,900,645)	29,756,597	1,390,221,559
2034	1,390,221,559	53,523,530	(122,923,789)	-	1,320,821,300
2035	1,320,821,300	50,851,620	(171,342,706)	-	1,200,330,214
2036	1,200,330,214	46,212,713	(175,316,670)	-	1,071,226,257
2037	1,071,226,257	41,242,211	(141,970,869)	-	970,497,598
2038	970,497,598	37,364,158	(89,804,897)	-	918,056,859
2039	918,056,859	35,345,189	(67,496,013)	-	885,906,035
2040	885,906,035	34,107,382	(44,142,529)	-	875,870,889
2041	875,870,889	33,721,029	(33,346,820)	-	876,245,098
2042	876,245,098	33,735,436	(17,924,460)	-	892,056,074
2043	892,056,074	34,344,159	(3,298,897)	-	923,101,336
2044	923,101,336	35,539,401	(3,412,486)	-	955,228,251
2045	955,228,251	36,776,288	(12,519,435)	-	979,485,104
2046	979,485,104	37,710,177	(9,767,008)	-	1,007,428,272
2047	1,007,428,272	38,785,988	(10,041,546)	-	1,036,172,715
2048	1,036,172,715	39,892,650	(3,774,339)	-	1,072,291,026
2049	1,072,291,026	41,283,205	(10,616,830)	-	1,102,957,401
2050	1,102,957,401	42,463,860	(14,409,596)	-	1,131,011,665
2051	1,131,011,665	43,543,949	(14,434,291)	-	1,160,121,323
2052	1,160,121,323	44,664,671	(15,293,912)	-	1,189,492,081
2053	1,189,492,081	45,795,445	(4,260,650)	-	1,231,026,876
2054	1,231,026,876	47,394,535	(4,376,473)	-	1,274,044,938
2055	1,274,044,938	49,050,730	(16,620,838)	-	1,306,474,829
2056	1,306,474,829	50,299,281	(12,991,276)	-	1,343,782,835
2057	1,343,782,835	51,735,639	(13,321,361)	-	1,382,197,113
2058	1,382,197,113	53,214,589	(4,882,272)	-	1,430,529,430
2059	1,430,529,430	55,075,383	(13,618,873)	-	1,471,985,940
2060	1,471,985,940	56,671,459	(14,580,762)	-	1,514,076,637

Xcel Energy
Nuclear Decommissioning Accrual
200-Year Decommissioning Period
DECON Method

Docket No. E002/M-20-___
Schedule E.4
Page 18 of 26

Proposed

EXTERNAL FUND CALCULATION

2061	1,514,076,637	58,291,951	(14,955,385)	-	1,557,413,203
2062	1,557,413,203	59,960,408	(5,463,818)	-	1,611,909,793
2063	1,611,909,793	62,058,527	(36,319,822)	-	1,637,648,498
2064	1,637,648,498	63,049,467	(26,355,381)	-	1,674,342,583
2065	1,674,342,583	64,462,189	(16,813,761)	-	1,721,991,011
2066	1,721,991,011	66,296,654	(6,132,573)	-	1,782,155,092
2067	1,782,155,092	68,612,971	(6,314,924)	-	1,844,453,139
2068	1,844,453,139	71,011,446	(30,311,651)	-	1,885,152,934
2069	1,885,152,934	72,578,388	(25,041,086)	-	1,932,690,235
2070	1,932,690,235	74,408,574	(6,901,958)	-	2,000,196,852
2071	2,000,196,852	77,007,579	(7,111,749)	-	2,070,092,681
2072	2,070,092,681	79,698,568	(40,114,477)	-	2,109,676,773
2073	2,109,676,773	81,222,556	(7,554,224)	-	2,183,345,105
2074	2,183,345,105	84,058,787	(7,787,417)	-	2,259,616,475
2075	2,259,616,475	86,995,234	(49,814,607)	-	2,296,797,103
2076	2,296,797,103	88,426,688	(8,370,242)	-	2,376,853,549
2077	2,376,853,549	91,508,862	(8,538,208)	-	2,459,824,202
2078	2,459,824,202	94,703,232	(48,825,568)	-	2,505,701,865
2079	2,505,701,865	96,469,522	(9,084,684)	-	2,593,086,704
2080	2,593,086,704	99,833,838	(9,477,016)	-	2,683,443,525
2081	2,683,443,525	103,312,576	(9,671,174)	-	2,777,084,928
2082	2,777,084,928	106,917,770	(53,166,613)	-	2,830,836,085
2083	2,830,836,085	108,987,189	(10,300,543)	-	2,929,522,731
2084	2,929,522,731	112,786,625	(10,751,594)	-	3,031,557,761
2085	3,031,557,761	116,714,974	(10,975,979)	-	3,137,296,756
2086	3,137,296,756	120,785,925	(11,332,081)	-	3,246,750,601
2087	3,246,750,601	124,999,898	(11,700,994)	-	3,360,049,505
2088	3,360,049,505	129,361,906	(352,881,169)	-	3,136,530,242
2089	3,136,530,242	120,756,414	(12,479,247)	-	3,244,807,410
2090	3,244,807,410	124,925,085	(12,889,528)	-	3,356,842,967
2091	3,356,842,967	129,238,454	(13,314,649)	-	3,472,766,772
2092	3,472,766,772	133,701,521	(13,911,529)	-	3,592,556,763
2093	3,592,556,763	138,313,435	(14,211,507)	-	3,716,658,692
2094	3,716,658,692	143,091,360	(14,684,440)	-	3,845,065,611
2095	3,845,065,611	148,035,026	(55,521,905)	-	3,937,578,733
2096	3,937,578,733	151,596,781	(43,596,891)	-	4,045,578,623
2097	4,045,578,623	155,754,777	(44,807,876)	-	4,156,525,524
2098	4,156,525,524	160,026,233	(16,753,450)	-	4,299,798,307
2099	4,299,798,307	165,542,235	(47,731,200)	-	4,417,609,343
2100	4,417,609,343	170,077,960	(64,949,099)	-	4,522,738,203
2101	4,522,738,203	174,125,421	(67,028,133)	-	4,629,835,492
2102	4,629,835,492	178,248,666	(69,176,905)	-	4,738,907,253
2103	4,738,907,253	182,447,929	(19,790,534)	-	4,901,564,649
2104	4,901,564,649	188,710,239	(20,701,202)	-	5,069,573,686
2105	5,069,573,686	195,178,587	(76,066,033)	-	5,188,686,239
2106	5,188,686,239	199,764,420	(59,642,826)	-	5,328,807,833
2107	5,328,807,833	205,159,102	(61,583,707)	-	5,472,383,228
2108	5,472,383,228	210,686,754	(23,690,752)	-	5,659,379,230

Xcel Energy
Nuclear Decommissioning Accrual
200-Year Decommissioning Period
DECON Method

Docket No. E002/M-20-___
Schedule E.4
Page 19 of 26

Proposed

EXTERNAL FUND CALCULATION

External Levelized

2109	5,659,379,230	217,886,100	(65,666,217)	-	5,811,599,114
2110	5,811,599,114	223,746,566	(67,812,566)	-	5,967,533,114
2111	5,967,533,114	229,750,025	(70,032,172)	-	6,127,250,967
2112	6,127,250,967	235,899,162	(27,139,719)	-	6,336,010,411
2113	6,336,010,411	243,936,401	(168,584,203)	-	6,411,362,609
2114	6,411,362,609	246,837,460	(125,588,918)	-	6,532,611,152
2115	6,532,611,152	251,505,529	(97,452,280)	-	6,686,664,401
2116	6,686,664,401	257,436,579	(31,119,433)	-	6,912,981,547
2117	6,912,981,547	266,149,790	(31,838,209)	-	7,147,293,128
2118	7,147,293,128	275,170,785	(142,751,689)	-	7,279,712,224
2119	7,279,712,224	280,268,921	(119,085,462)	-	7,440,895,683
2120	7,440,895,683	286,474,484	(35,712,738)	-	7,691,657,429
2121	7,691,657,429	296,128,811	(36,544,556)	-	7,951,241,684
2122	7,951,241,684	306,122,805	(193,494,680)	-	8,063,869,808
2123	8,063,869,808	310,458,988	(39,163,662)	-	8,335,165,134
2124	8,335,165,134	320,903,858	(41,015,217)	-	8,615,053,774
2125	8,615,053,774	331,679,570	(213,117,617)	-	8,733,615,728
2126	8,733,615,728	336,244,206	(43,462,769)	-	9,026,397,165
2127	9,026,397,165	347,516,291	(45,001,992)	-	9,328,911,464
2128	9,328,911,464	359,163,091	(235,348,539)	-	9,452,726,016
2129	9,452,726,016	363,929,952	(48,251,836)	-	9,768,404,131
2130	9,768,404,131	376,083,559	(49,966,646)	-	10,094,521,044
2131	10,094,521,044	388,639,060	(51,744,322)	-	10,431,415,782
2132	10,431,415,782	401,609,508	(267,958,531)	-	10,565,066,759
2133	10,565,066,759	406,755,070	(55,497,745)	-	10,916,324,084
2134	10,916,324,084	420,278,477	(57,478,402)	-	11,279,124,159
2135	11,279,124,159	434,246,280	(59,531,867)	-	11,653,838,573
2136	11,653,838,573	448,672,785	(62,374,450)	-	12,040,136,908
2137	12,040,136,908	463,545,271	(63,867,759)	-	12,439,814,420
2138	12,439,814,420	478,932,855	(1,619,934,496)	-	11,298,812,779
2139	11,298,812,779	435,004,292	(68,528,292)	-	11,665,288,778
2140	11,665,288,778	449,113,618	(71,808,993)	-	12,042,593,403
2141	12,042,593,403	463,639,846	(73,537,858)	-	12,432,695,391
2142	12,432,695,391	478,658,773	(76,181,819)	-	12,835,172,344
2143	12,835,172,344	494,154,135	(78,923,046)	-	13,250,403,433
2144	13,250,403,433	510,140,532	(82,710,122)	-	13,677,833,843
2145	13,677,833,843	526,596,603	(279,365,669)	-	13,925,064,777
2146	13,925,064,777	536,114,994	(221,800,138)	-	14,239,379,633
2147	14,239,379,633	548,216,116	(229,376,110)	-	14,558,219,639
2148	14,558,219,639	560,491,456	(95,308,029)	-	15,023,403,066
2149	15,023,403,066	578,401,018	(245,337,404)	-	15,356,466,681
2150	15,356,466,681	591,223,967	(330,033,563)	-	15,617,657,084
2151	15,617,657,084	601,279,798	(341,253,483)	-	15,877,683,399
2152	15,877,683,399	611,290,811	(354,118,484)	-	16,134,855,726
2153	16,134,855,726	621,191,945	(112,553,549)	-	16,643,494,122
2154	16,643,494,122	640,774,524	(116,636,018)	-	17,167,632,628
2155	17,167,632,628	660,953,856	(453,999,461)	-	17,374,587,024
2156	17,374,587,024	668,921,600	(312,215,936)	-	17,731,292,688

Xcel Energy
Nuclear Decommissioning Accrual
200-Year Decommissioning Period
DECON Method

Docket No. E002/M-20-___
Schedule E.4
Page 20 of 26

Proposed

EXTERNAL FUND CALCULATION

2157	17,731,292,688	682,654,768	(321,488,093)	-	18,092,459,364
2158	18,092,459,364	696,559,686	(134,530,600)	-	18,654,488,449
2159	18,654,488,449	718,197,805	(344,069,468)	-	19,028,616,787
2160	19,028,616,787	732,601,746	(357,625,941)	-	19,403,592,591
2161	19,403,592,591	747,038,315	(368,279,706)	-	19,782,351,200
2162	19,782,351,200	761,620,521	(155,221,615)	-	20,388,750,106
2163	20,388,750,106	784,966,879	(860,953,811)	-	20,312,763,175
2164	20,312,763,175	782,041,382	(650,992,499)	-	20,443,812,058
2165	20,443,812,058	787,086,764	(422,075,262)	-	20,808,823,559
2166	20,808,823,559	801,139,707	(179,149,446)	-	21,430,813,821
2167	21,430,813,821	825,086,332	(185,695,142)	-	22,070,205,011
2168	22,070,205,011	849,702,893	(745,034,452)	-	22,174,873,452
2169	22,174,873,452	853,732,628	(626,153,406)	-	22,402,452,674
2170	22,402,452,674	862,494,428	(206,823,862)	-	23,058,123,240
2171	23,058,123,240	887,737,745	(214,395,121)	-	23,731,465,863
2172	23,731,465,863	913,661,436	(1,010,119,041)	-	23,635,008,258
2173	23,635,008,258	909,947,818	(230,390,300)	-	24,314,565,777
2174	24,314,565,777	936,110,782	(238,835,623)	-	25,011,840,936
2175	25,011,840,936	962,955,876	(1,115,191,107)	-	24,859,605,705
2176	24,859,605,705	957,094,820	(259,613,730)	-	25,557,086,795
2177	25,557,086,795	983,947,842	(266,098,471)	-	26,274,936,166
2178	26,274,936,166	1,011,585,042	(1,234,613,741)	-	26,051,907,467
2179	26,051,907,467	1,002,998,437	(286,002,157)	-	26,768,903,748
2180	26,768,903,748	1,030,602,794	(299,898,516)	-	27,499,608,026
2181	27,499,608,026	1,058,734,909	(307,411,637)	-	28,250,931,299
2182	28,250,931,299	1,087,660,855	(1,414,511,813)	-	27,924,080,341
2183	27,924,080,341	1,075,077,093	(330,441,505)	-	28,668,715,928
2184	28,668,715,928	1,103,745,563	(346,509,982)	-	29,425,951,510
2185	29,425,951,510	1,132,899,133	(355,215,042)	-	30,203,635,601
2186	30,203,635,601	1,162,839,971	(368,296,726)	-	30,998,178,845
2187	30,998,178,845	1,193,429,886	(381,864,954)	-	31,809,743,777
2188	31,809,743,777	1,224,675,135	(8,441,230,755)	-	24,593,188,157
2189	24,593,188,157	946,837,744	(410,534,211)	-	25,129,491,690
2190	25,129,491,690	967,485,430	(425,673,604)	-	25,671,303,516
2191	25,671,303,516	988,345,185	(441,376,437)	-	26,218,272,264
2192	26,218,272,264	1,009,403,482	(462,869,306)	-	26,764,806,441
2193	26,764,806,441	1,030,445,048	(539,592,893)	-	27,255,658,596
2194	27,255,658,596	1,049,342,856	(660,256,157)	-	27,644,745,295
2195	27,644,745,295	1,064,322,694	(1,943,629,715)	-	26,765,438,274
2196	26,765,438,274	1,030,469,374	(1,453,237,453)	-	26,342,670,195
2197	26,342,670,195	1,014,192,802	(1,386,722,044)	-	25,970,140,953
2198	25,970,140,953	999,850,427	(838,535,393)	-	26,131,455,987
2199	26,131,455,987	1,006,061,055	(1,486,852,317)	-	25,650,664,725
2200	25,650,664,725	987,550,592	(1,900,522,353)	-	24,737,692,965
2201	24,737,692,965	952,401,179	(2,095,624,284)	-	23,594,469,859
2202	23,594,469,859	908,387,090	(2,169,643,287)	-	22,333,213,662
2203	22,333,213,662	859,828,726	(819,210,334)	-	22,373,832,054
2204	22,373,832,054	861,392,534	(904,458,872)	-	22,330,765,715

Xcel Energy
Nuclear Decommissioning Accrual
200-Year Decommissioning Period
DECON Method

Docket No. E002/M-20-___
Schedule E.4
Page 21 of 26

Proposed

EXTERNAL FUND CALCULATION

2205	22,330,765,715	859,734,480	(2,359,220,264)	-	20,831,279,931
2206	20,831,279,931	802,004,277	(1,899,030,751)	-	19,734,253,458
2207	19,734,253,458	759,768,758	(2,019,060,241)	-	18,474,961,975
2208	18,474,961,975	711,286,036	(1,044,164,448)	-	18,142,083,563
2209	18,142,083,563	698,470,217	(2,109,635,585)	-	16,730,918,196
2210	16,730,918,196	644,140,351	(2,242,955,630)	-	15,132,102,917
2211	15,132,102,917	582,585,962	(2,323,067,139)	-	13,391,621,740
2212	13,391,621,740	515,577,437	(1,205,701,024)	-	12,701,498,153
2213	12,701,498,153	489,007,679	(4,998,775,694)	-	8,191,730,138
2214	8,191,730,138	315,381,610	(3,878,358,483)	-	4,628,753,265
2215	4,628,753,265	178,207,001	(2,673,687,091)	-	2,133,273,175
2216	2,133,273,175	82,131,017	(1,392,505,507)	-	822,898,685
2217	822,898,685	31,681,599	(2,701,156,647)	-	(1,846,576,362)
2218	(1,846,576,362)	(71,093,190)	1,917,669,552	-	(0)

Xcel Energy
Nuclear Decommissioning Accrual
200-Year Decommissioning Period
DECON Method

Docket No. E002/M-20-___
Schedule E.4
Page 22 of 26

Proposed

EXTERNAL FUND CALCULATION

Prairie Island Unit 2

	Beginning Balance	Assumed Interest	Decommissioning Payment	Annuity	Ending Balance
2020	$487,163,479	$9,746,216	$0	$294,670	$497,204,366
2021	497,204,366	20,018,407	-	6,511,608	523,734,381
2022	523,734,381	21,702,797	-	37,671,093	583,108,271
2023	583,108,271	24,077,753	-	37,671,093	644,857,117
2024	644,857,117	26,547,707	-	37,671,093	709,075,916
2025	709,075,916	29,116,459	-	37,671,093	775,863,468
2026	775,863,468	31,787,961	-	37,671,093	845,322,521
2027	845,322,521	34,566,323	-	37,671,093	917,559,937
2028	917,559,937	37,455,819	-	37,671,093	992,686,849
2029	992,686,849	40,460,896	-	37,671,093	1,070,818,838
2030	1,070,818,838	43,586,175	-	37,671,093	1,152,076,106
2031	1,152,076,106	46,836,466	-	37,671,093	1,236,583,665
2032	1,236,583,665	50,216,768	-	37,671,093	1,324,471,527
2033	1,324,471,527	53,732,283	-	37,671,093	1,415,874,903
2034	1,415,874,903	54,969,923	(16,324,075)	31,267,007	1,485,787,757
2035	1,485,787,757	57,054,250	(104,939,456)	-	1,437,902,551
2036	1,437,902,551	55,215,458	(173,127,494)	-	1,319,990,515
2037	1,319,990,515	50,687,636	(210,891,850)	-	1,159,786,301
2038	1,159,786,301	44,535,794	(237,964,089)	-	966,358,006
2039	966,358,006	37,108,147	(77,052,824)	-	926,413,330
2040	926,413,330	35,574,272	(56,450,184)	-	905,537,418
2041	905,537,418	34,772,637	(53,750,522)	-	886,559,533
2042	886,559,533	34,043,886	(24,555,222)	-	896,048,196
2043	896,048,196	34,408,251	(3,279,265)	-	927,177,182
2044	927,177,182	35,603,604	(3,392,181)	-	959,388,604
2045	959,388,604	36,840,522	(12,498,433)	-	983,730,694
2046	983,730,694	37,775,259	(9,745,285)	-	1,011,760,667
2047	1,011,760,667	38,851,610	(10,019,075)	-	1,040,593,202
2048	1,040,593,202	39,958,779	(3,751,095)	-	1,076,800,886
2049	1,076,800,886	41,349,154	(10,592,785)	-	1,107,557,254
2050	1,107,557,254	42,530,199	(14,384,723)	-	1,135,702,730
2051	1,135,702,730	43,610,985	(14,408,561)	-	1,164,905,154
2052	1,164,905,154	44,732,358	(15,267,293)	-	1,194,370,219
2053	1,194,370,219	45,863,816	(4,233,111)	-	1,236,000,924
2054	1,236,000,924	47,462,435	(4,347,982)	-	1,279,115,377
2055	1,279,115,377	49,118,030	(16,591,361)	-	1,311,642,047
2056	1,311,642,047	50,367,055	(12,960,777)	-	1,349,048,324
2057	1,349,048,324	51,803,456	(13,289,806)	-	1,387,561,973
2058	1,387,561,973	53,282,380	(4,849,622)	-	1,435,994,731
2059	1,435,994,731	55,142,198	(13,585,090)	-	1,477,551,839
2060	1,477,551,839	56,737,991	(14,545,805)	-	1,519,744,025

Xcel Energy
Nuclear Decommissioning Accrual
200-Year Decommissioning Period
DECON Method

Docket No. E002/M-20-___
Schedule E.4
Page 23 of 26

Proposed

EXTERNAL FUND CALCULATION

2061	1,519,744,025	58,358,171	(14,919,213)	-	1,563,182,983
2062	1,563,182,983	60,026,227	(5,426,387)	-	1,617,782,822
2063	1,617,782,822	62,122,860	(36,281,088)	-	1,643,624,595
2064	1,643,624,595	63,115,184	(26,315,298)	-	1,680,424,481
2065	1,680,424,481	64,528,300	(16,772,279)	-	1,728,180,502
2066	1,728,180,502	66,362,131	(6,089,644)	-	1,788,452,989
2067	1,788,452,989	68,676,595	(6,270,496)	-	1,850,859,089
2068	1,850,859,089	71,072,989	(30,265,670)	-	1,891,666,407
2069	1,891,666,407	72,639,990	(24,993,497)	-	1,939,312,900
2070	1,939,312,900	74,469,615	(6,852,703)	-	2,006,929,813
2071	2,006,929,813	77,066,105	(7,060,770)	-	2,076,935,148
2072	2,076,935,148	79,754,310	(40,061,710)	-	2,116,627,747
2073	2,116,627,747	81,278,505	(7,499,607)	-	2,190,406,646
2074	2,190,406,646	84,111,615	(7,730,882)	-	2,266,787,379
2075	2,266,787,379	87,044,635	(49,756,087)	-	2,304,075,928
2076	2,304,075,928	88,476,516	(8,309,666)	-	2,384,242,778
2077	2,384,242,778	91,554,923	(8,475,501)	-	2,467,322,199
2078	2,467,322,199	94,745,172	(48,760,655)	-	2,513,306,717
2079	2,513,306,717	96,510,978	(9,017,484)	-	2,600,800,211
2080	2,600,800,211	99,870,728	(9,407,448)	-	2,691,263,491
2081	2,691,263,491	103,344,518	(9,599,152)	-	2,785,008,857
2082	2,785,008,857	106,944,340	(53,092,050)	-	2,838,861,146
2083	2,838,861,146	109,012,268	(10,223,348)	-	2,937,650,067
2084	2,937,650,067	112,805,763	(10,671,672)	-	3,039,784,158
2085	3,039,784,158	116,727,712	(10,893,231)	-	3,145,618,639
2086	3,145,618,639	120,791,756	(11,246,405)	-	3,255,163,990
2087	3,255,163,990	124,998,297	(11,612,285)	-	3,368,550,002
2088	3,368,550,002	129,352,320	(352,789,317)	-	3,145,113,004
2089	3,145,113,004	120,772,339	(12,384,140)	-	3,253,501,204
2090	3,253,501,204	124,934,446	(12,791,048)	-	3,365,644,602
2091	3,365,644,602	129,240,753	(13,212,674)	-	3,481,672,680
2092	3,481,672,680	133,696,231	(13,805,934)	-	3,601,562,978
2093	3,601,562,978	138,300,018	(14,102,159)	-	3,725,760,837
2094	3,725,760,837	143,069,216	(14,571,205)	-	3,854,258,848
2095	3,854,258,848	148,003,540	(55,404,641)	-	3,946,857,747
2096	3,946,857,747	151,559,338	(43,475,453)	-	4,054,941,632
2097	4,054,941,632	155,709,759	(44,682,113)	-	4,165,969,278
2098	4,165,969,278	159,973,220	(16,623,205)	-	4,309,319,293
2099	4,309,319,293	165,477,861	(47,596,310)	-	4,427,200,844
2100	4,427,200,844	170,004,512	(64,809,397)	-	4,532,395,959
2101	4,532,395,959	174,044,005	(66,883,444)	-	4,639,556,520
2102	4,639,556,520	178,158,970	(69,027,048)	-	4,748,688,442
2103	4,748,688,442	182,349,636	(19,635,321)	-	4,911,402,757
2104	4,911,402,757	188,597,866	(20,540,440)	-	5,079,460,183
2105	5,079,460,183	195,051,271	(75,899,520)	-	5,198,611,934
2106	5,198,611,934	199,626,698	(59,470,352)	-	5,338,768,280
2107	5,338,768,280	205,008,702	(61,405,055)	-	5,482,371,927
2108	5,482,371,927	210,523,082	(23,505,698)	-	5,669,389,311

Xcel Energy
Nuclear Decommissioning Accrual
200-Year Decommissioning Period
DECON Method

Docket No. E002/M-20-___
Schedule E.4
Page 24 of 26

Proposed

EXTERNAL FUND CALCULATION

External Levelized	2109	5,669,389,311	217,704,550	(65,474,528)	-	5,821,619,333
	2110	5,821,619,333	223,550,182	(67,614,000)	-	5,977,555,516
	2111	5,977,555,516	229,538,132	(69,826,480)	-	6,137,267,168
	2112	6,137,267,168	235,671,059	(26,926,640)	-	6,346,011,587
	2113	6,346,011,587	243,686,845	(168,363,469)	-	6,421,334,963
	2114	6,421,334,963	246,579,263	(125,360,249)	-	6,542,553,977
	2115	6,542,553,977	251,234,073	(97,215,387)	-	6,696,572,663
	2116	6,696,572,663	257,148,390	(30,874,016)	-	6,922,847,037
	2117	6,922,847,037	265,837,326	(31,583,956)	-	7,157,100,407
	2118	7,157,100,407	274,832,656	(142,488,278)	-	7,289,444,785
	2119	7,289,444,785	279,914,680	(118,812,559)	-	7,450,546,905
	2120	7,450,546,905	286,101,001	(35,429,996)	-	7,701,217,911
	2121	7,701,217,911	295,726,768	(36,251,615)	-	7,960,693,063
	2122	7,960,693,063	305,690,614	(193,191,167)	-	8,073,192,510
	2123	8,073,192,510	310,010,592	(38,849,190)	-	8,344,353,912
	2124	8,344,353,912	320,423,190	(40,689,386)	-	8,624,087,716
	2125	8,624,087,716	331,164,968	(212,780,010)	-	8,742,472,674
	2126	8,742,472,674	335,710,951	(43,112,956)	-	9,035,070,668
	2127	9,035,070,668	346,946,714	(44,639,527)	-	9,337,377,855
	2128	9,337,377,855	358,555,310	(234,972,957)	-	9,460,960,208
	2129	9,460,960,208	363,300,872	(47,862,655)	-	9,776,398,424
	2130	9,776,398,424	375,413,699	(49,563,369)	-	10,102,248,755
	2131	10,102,248,755	387,926,352	(51,326,432)	-	10,438,848,675
	2132	10,438,848,675	400,851,789	(267,525,492)	-	10,572,174,972
	2133	10,572,174,972	405,971,519	(55,049,000)	-	10,923,097,491
	2134	10,923,097,491	419,446,944	(57,013,375)	-	11,285,531,060
	2135	11,285,531,060	433,364,393	(59,049,960)	-	11,659,845,492
	2136	11,659,845,492	447,738,067	(61,875,044)	-	12,045,708,515
	2137	12,045,708,515	462,555,207	(63,350,210)	-	12,444,913,512
	2138	12,444,913,512	477,884,679	(1,619,398,138)	-	11,303,400,053
	2139	11,303,400,053	434,050,562	(67,972,432)	-	11,669,478,183
	2140	11,669,478,183	448,107,962	(71,232,915)	-	12,046,353,230
	2141	12,046,353,230	462,579,964	(72,940,818)	-	12,435,992,376
	2142	12,435,992,376	477,542,107	(75,563,045)	-	12,837,971,438
	2143	12,837,971,438	492,978,103	(78,281,739)	-	13,252,667,803
	2144	13,252,667,803	508,902,444	(82,045,451)	-	13,679,524,795
	2145	13,679,524,795	525,293,752	(278,676,774)	-	13,926,141,773
	2146	13,926,141,773	534,763,844	(221,086,127)	-	14,239,819,490
	2147	14,239,819,490	546,809,068	(228,636,058)	-	14,557,992,501
	2148	14,557,992,501	559,026,912	(94,540,975)	-	15,022,478,438
	2149	15,022,478,438	576,863,172	(244,542,352)	-	15,354,799,258
	2150	15,354,799,258	589,624,292	(329,209,482)	-	15,615,214,068
	2151	15,615,214,068	599,624,220	(340,399,302)	-	15,874,438,986
	2152	15,874,438,986	609,578,457	(353,233,090)	-	16,130,784,353
	2153	16,130,784,353	619,422,119	(111,635,792)	-	16,638,570,680
	2154	16,638,570,680	638,921,114	(115,684,703)	-	17,161,807,092
	2155	17,161,807,092	659,013,392	(453,013,348)	-	17,367,807,136
	2156	17,367,807,136	666,923,794	(311,193,741)	-	17,723,537,190

Xcel Energy
Nuclear Decommissioning Accrual
200-Year Decommissioning Period
DECON Method

Docket No. E002/M-20-___
Schedule E.4
Page 25 of 26

Proposed

EXTERNAL FUND CALCULATION

2157	17,723,537,190	680,583,828	(320,428,481)	-	18,083,692,537
2158	18,083,692,537	694,413,793	(133,432,189)	-	18,644,674,140
2159	18,644,674,140	715,955,487	(342,930,824)	-	19,017,698,803
2160	19,017,698,803	730,279,634	(356,445,577)	-	19,391,532,861
2161	19,391,532,861	744,634,862	(367,056,078)	-	19,769,111,644
2162	19,769,111,644	759,133,887	(153,953,122)	-	20,374,292,409
2163	20,374,292,409	782,372,828	(859,638,794)	-	20,297,026,443
2164	20,297,026,443	779,405,815	(649,629,237)	-	20,426,803,022
2165	20,426,803,022	784,389,236	(420,661,968)	-	20,790,530,290
2166	20,790,530,290	798,356,363	(177,684,266)	-	21,411,202,387
2167	21,411,202,387	822,190,172	(184,176,156)	-	22,049,216,402
2168	22,049,216,402	846,689,910	(743,459,668)	-	22,152,446,645
2169	22,152,446,645	850,653,951	(624,520,755)	-	22,378,579,841
2170	22,378,579,841	859,337,466	(205,131,199)	-	23,032,786,108
2171	23,032,786,108	884,458,987	(212,640,223)	-	23,704,604,872
2172	23,704,604,872	910,256,827	(1,008,299,599)	-	23,606,562,101
2173	23,606,562,101	906,491,985	(228,503,922)	-	24,284,550,164
2174	24,284,550,164	932,526,726	(236,879,825)	-	24,980,197,065
2175	24,980,197,065	959,239,567	(1,113,163,314)	-	24,826,273,319
2176	24,826,273,319	953,328,895	(257,511,271)	-	25,522,090,943
2177	25,522,090,943	980,048,292	(263,918,574)	-	26,238,220,662
2178	26,238,220,662	1,007,547,673	(1,232,353,532)	-	26,013,414,803
2179	26,013,414,803	998,915,128	(283,658,653)	-	26,728,671,278
2180	26,728,671,278	1,026,380,977	(297,468,625)	-	27,457,583,630
2181	27,457,583,630	1,054,371,211	(304,892,150)	-	28,207,062,692
2182	28,207,062,692	1,083,151,207	(1,411,899,401)	-	27,878,314,498
2183	27,878,314,498	1,070,527,277	(327,732,716)	-	28,621,109,059
2184	28,621,109,059	1,099,050,588	(343,701,232)	-	29,376,458,415
2185	29,376,458,415	1,128,056,003	(352,302,618)	-	30,152,211,800
2186	30,152,211,800	1,157,844,933	(365,276,772)	-	30,944,779,961
2187	30,944,779,961	1,188,279,550	(378,733,471)	-	31,754,326,040
2188	31,754,326,040	1,219,366,120	(8,437,983,596)	-	24,535,708,565
2189	24,535,708,565	942,171,209	(407,167,072)	-	25,070,712,701
2190	25,070,712,701	962,715,368	(422,182,022)	-	25,611,246,047
2191	25,611,246,047	983,471,848	(437,755,781)	-	26,156,962,114
2192	26,156,962,114	1,004,427,345	(459,114,771)	-	26,702,274,689
2193	26,702,274,689	1,025,367,348	(535,699,496)	-	27,191,942,541
2194	27,191,942,541	1,044,170,594	(656,218,728)	-	27,579,894,407
2195	27,579,894,407	1,059,067,945	(1,939,442,890)	-	26,699,519,462
2196	26,699,519,462	1,025,261,547	(1,448,895,668)	-	26,275,885,341
2197	26,275,885,341	1,008,993,997	(1,382,219,528)	-	25,902,659,810
2198	25,902,659,810	994,662,137	(833,866,156)	-	26,063,455,790
2199	26,063,455,790	1,000,836,702	(1,482,010,148)	-	25,582,282,344
2200	25,582,282,344	982,359,642	(1,895,500,807)	-	24,669,141,179
2201	24,669,141,179	947,295,021	(2,090,416,675)	-	23,526,019,526
2202	23,526,019,526	903,399,150	(2,164,242,678)	-	22,265,175,997
2203	22,265,175,997	854,982,758	(813,609,528)	-	22,306,549,227
2204	22,306,549,227	856,571,490	(898,650,405)	-	22,264,470,312

Xcel Energy
Nuclear Decommissioning Accrual
200-Year Decommissioning Period
DECON Method

Docket No. E002/M-20-___
Schedule E.4
Page 26 of 26

Proposed

EXTERNAL FUND CALCULATION

2205	22,264,470,312	854,955,660	(2,353,196,390)	-	20,766,229,582
2206	20,766,229,582	797,423,216	(1,892,783,435)	-	19,670,869,363
2207	19,670,869,363	755,361,384	(2,012,581,147)	-	18,413,649,600
2208	18,413,649,600	707,084,145	(1,037,444,927)	-	18,083,288,817
2209	18,083,288,817	694,398,291	(2,102,666,665)	-	16,675,020,443
2210	16,675,020,443	640,320,785	(2,235,728,002)	-	15,079,613,225
2211	15,079,613,225	579,057,148	(2,315,571,146)	-	13,343,099,227
2212	13,343,099,227	512,375,010	(1,197,926,647)	-	12,657,547,591
2213	12,657,547,591	486,049,827	(4,990,712,537)	-	8,152,884,881
2214	8,152,884,881	313,070,779	(3,869,995,763)	-	4,595,959,897
2215	4,595,959,897	176,484,860	(2,665,013,618)	-	2,107,431,139
2216	2,107,431,139	80,925,356	(1,383,509,673)	-	804,846,822
2217	804,846,822	30,906,118	(2,691,826,408)	-	(1,856,073,468)
2218	(1,856,073,468)	(71,273,221)	1,927,346,689	-	(0)

Xcel Energy
Nuclear Decommissioning Accrual
42-Year Decommissioning Period
DECON Method - No Recasking

Docket No. E002/M-20-___
Schedule E.5
Page 1 of 11

Proposed

2022 ACCRUAL COMPARISON

	Present	Proposed	Difference
Monticello	$8,507,110	$23,730,503	$15,223,393
Prairie Island Unit 1	12,399,703	22,244,385	9,844,682
Prairie Island Unit 2	6,511,608	14,293,537	7,781,929
TOTAL	$27,418,421	$60,268,424	$32,850,003

Xcel Energy
Nuclear Decommissioning Accrual
42-Year Decommissioning Period
DECON Method - No Recasking

Docket No. E002/M-20-___
Schedule E.5
Page 2 of 11

Proposed

2022 MN RETAIL SUMMARY

	Remaining Life (yrs)	Operational Earnings Rate	Post-Shutdown Earnings Rate	Market Value Balance 6/30/2020	Book Value 6/30/2020	Unrealized Gain/Loss 6/30/2020	Tax-Effect Adjustment	Tax-Adjusted Fund Balance 6/30/2020	2022-2024 Decommissioning Accrual
Monticello	9.67	3.96%	3.76%	$814,968,100	$610,109,002	$204,859,098	$57,032,773	$757,935,327	**$23,730,503**
Prairie Island Unit 1	13.25	4.17%	3.77%	471,960,960	346,629,286	125,331,674	34,892,338	437,068,622	**22,244,385**
Prairie Island Unit 2	14.42	4.10%	3.78%	526,255,835	385,837,890	140,417,945	39,092,356	487,163,479	**14,293,537**
TOTAL DECOMMISSIONING ACCRUAL				**$1,813,184,895**	**$1,342,576,178**	**$470,608,717**	**$131,017,467**	**$1,682,167,428**	**$60,268,424**

INPUT DATA

Escalation Rate (Labor)	3.78%
Escalation Rate (Non-Labor)	2.58%
Escalation Rate (PIIC)	0.00%
Jurisdictional Factor	72.9219%
Tax Rate for tax-effect adjustment	27.84%

Xcel Energy
Nuclear Decommissioning Accrual
42-Year Decommissioning Period
DECON Method - No Recasking

Docket No. E002/M-20-___
Schedule E.5
Page 3 of 11

Proposed

AMOUNT TO RECOVER

	LABOR						NON-LABOR						PIIC Payment						
	Cost Estimate Nominal $s	DOE Reimbursement Estimate Nominal $s	Adjusted Estimate Nominal $s	Jurisdictional Cost in Nominal $s	Escalation Factor	Jurisdictional Cost in Future $'s	Cost Estimate Nominal $s	DOE Reimbursement Estimate Nominal $s	Adjusted Estimate Nominal $s	Jurisdictional Cost in Nominal $s	Escalation Factor	Jurisdictional Cost in Future $'s	Cost Estimate Nominal $s	Jurisdictional Cost in Nominal $s	Escalation Factor	Jurisdictional Cost in Future $'s	Total Cost Estimate Nominal $s	Total Jurisdictional Cost in Nominal $s	Total Jurisdictional Cost in Future $'s
Monticello																			
Factors	*2020*			*72.9219%*	*3.78%*						*2.58%*				*0.00%*				
2030	$18,693,499	$0	$18,693,499	$13,631,655	1.4492	$19,754,994	$9,109,308	$0	$9,109,308	$6,642,680	1.2901	$8,569,722	$0	$0	1.0000	$0	$27,802,807	$20,274,335	$28,324,716
2031	68,992,664	-	68,992,664	50,310,762	1.5040	75,667,386	50,712,482	-	50,712,482	36,980,505	1.3234	48,940,000	0	0	1.0000	0	119,705,146	87,291,267	124,607,386
2032	44,420,428	-	44,420,428	32,392,220	1.5609	50,561,016	62,554,194	-	62,554,194	45,615,707	1.3575	61,923,322	0	0	1.0000	0	106,974,622	78,007,927	112,484,338
2033	41,095,925	-	41,095,925	29,967,929	1.6199	48,545,049	68,444,452	-	68,444,452	49,910,995	1.3926	69,506,052	0	0	1.0000	0	109,540,377	79,878,924	118,051,101
2034	31,070,192	-	31,070,192	22,656,974	1.6811	38,088,639	48,756,338	-	48,756,338	35,554,048	1.4285	50,788,958	0	0	1.0000	0	79,826,530	58,211,022	88,877,597
2035	9,293,106	-	9,293,106	6,776,709	1.7446	11,822,647	6,010,052	-	6,010,052	4,382,644	1.4653	6,421,888	0	0	1.0000	0	15,303,158	11,159,354	18,244,536
2036	10,038,417	-	10,038,417	7,320,205	1.8106	13,253,963	8,186,070	-	8,186,070	5,969,438	1.5032	8,973,259	0	0	1.0000	0	18,224,487	13,289,642	22,227,221
2037	10,372,956	-	10,372,956	7,564,157	1.8790	14,213,050	9,249,602	-	9,249,602	6,744,986	1.5419	10,400,093	0	0	1.0000	0	19,622,558	14,309,142	24,613,144
2038	9,473,081	4,593,659	4,879,422	3,558,167	1.9501	6,938,782	6,549,977	218,856	6,331,121	4,616,774	1.5817	7,302,351	0	0	1.0000	0	11,210,543	8,174,941	14,241,133
2039	10,372,956	4,593,659	5,779,297	4,214,373	2.0238	8,529,048	9,249,602	218,856	9,030,746	6,585,392	1.6225	10,684,798	0	0	1.0000	0	14,810,043	10,799,765	19,213,846
2040	10,758,317	4,593,659	6,164,658	4,495,386	2.1003	9,441,659	10,345,770	218,856	10,126,914	7,384,738	1.6644	12,291,158	0	0	1.0000	0	16,291,572	11,880,124	21,732,817
2041	9,275,119	4,593,659	4,681,460	3,413,809	2.1797	7,441,080	5,956,091	218,856	5,737,235	4,183,700	1.7073	7,142,832	0	0	1.0000	0	10,418,694	7,597,510	14,583,912
2042	9,275,119	4,593,659	4,681,460	3,413,809	2.2620	7,722,037	5,956,091	218,856	5,737,235	4,183,700	1.7514	7,327,333	0	0	1.0000	0	10,418,694	7,597,510	15,049,370
2043	9,275,119	4,593,659	4,681,460	3,413,809	2.3475	8,013,917	5,956,091	218,856	5,737,235	4,183,700	1.7966	7,516,436	0	0	1.0000	0	10,418,694	7,597,510	15,530,354
2044	9,300,530	4,593,659	4,706,871	3,432,340	2.4363	8,362,209	5,972,409	218,856	5,753,553	4,195,600	1.8429	7,732,071	0	0	1.0000	0	10,460,424	7,627,940	16,094,280
2045	9,275,119	4,593,659	4,681,460	3,413,809	2.5284	8,631,476	5,956,091	218,856	5,737,235	4,183,700	1.8905	7,909,286	0	0	1.0000	0	10,418,694	7,597,510	16,540,761
2046	9,275,119	4,593,659	4,681,460	3,413,809	2.6239	8,957,494	5,956,091	218,856	5,737,235	4,183,700	1.9392	8,113,032	0	0	1.0000	0	10,418,694	7,597,510	17,070,526
2047	9,275,119	4,593,659	4,681,460	3,413,809	2.7231	9,296,144	5,956,091	218,856	5,737,235	4,183,700	1.9893	8,322,635	0	0	1.0000	0	10,418,694	7,597,510	17,618,780
2048	10,020,016	4,593,659	5,426,357	3,957,003	2.8261	11,182,885	8,130,867	218,856	7,912,011	5,769,588	2.0406	11,773,422	0	0	1.0000	0	13,338,367	9,726,591	22,956,307
2049	9,275,119	4,593,659	4,681,460	3,413,809	2.9329	10,012,361	5,956,091	218,856	5,737,235	4,183,700	2.0932	8,757,322	0	0	1.0000	0	10,418,694	7,597,510	18,769,683
2050	9,275,119	4,593,659	4,681,460	3,413,809	3.0438	10,390,953	5,956,091	218,856	5,737,235	4,183,700	2.1472	8,983,242	0	0	1.0000	0	10,418,694	7,597,510	19,374,195
2051	9,275,119	4,593,659	4,681,460	3,413,809	3.1588	10,783,541	5,956,091	218,856	5,737,235	4,183,700	2.2026	9,215,019	0	0	1.0000	0	10,418,694	7,597,510	19,998,560
2052	9,404,318	4,593,659	4,810,658	3,508,024	3.2782	11,500,003	6,283,771	218,856	6,064,915	4,422,651	2.2595	9,992,981	0	0	1.0000	0	10,875,574	7,930,675	21,492,984
2053	9,586,481	4,593,659	4,992,822	3,640,861	3.4021	12,386,573	6,890,178	218,856	6,671,322	4,864,855	2.3178	11,275,760	0	0	1.0000	0	11,664,144	8,505,716	23,662,333
2054	9,482,694	4,593,659	4,889,035	3,565,177	3.5307	12,587,570	6,578,816	218,856	6,359,960	4,637,803	2.3776	11,026,841	0	0	1.0000	0	11,248,994	8,202,980	23,614,412
2055	9,482,694	4,593,659	4,889,035	3,565,177	3.6642	13,063,522	6,578,816	218,856	6,359,960	4,637,803	2.4389	11,311,139	0	0	1.0000	0	11,248,994	8,202,980	24,374,660
2056	9,923,255	4,593,659	5,329,596	3,886,443	3.8027	14,778,976	7,840,584	218,856	7,621,728	5,557,909	2.5018	13,904,776	0	0	1.0000	0	12,951,324	9,444,351	28,683,751
2057	9,794,056	4,593,659	5,200,397	3,792,228	3.9464	14,965,650	7,512,903	218,856	7,294,047	5,318,958	2.5664	13,650,573	0	0	1.0000	0	12,494,444	9,111,186	28,616,223
2058	9,794,056	4,593,659	5,200,397	3,792,228	4.0956	15,531,451	7,512,903	218,856	7,294,047	5,318,958	2.6326	14,002,688	0	0	1.0000	0	12,494,444	9,111,186	29,534,139
2059	9,794,056	4,593,659	5,200,397	3,792,228	4.2504	16,118,488	7,512,903	218,856	7,294,047	5,318,958	2.7005	14,363,845	0	0	1.0000	0	12,494,444	9,111,186	30,482,333
2060	9,611,893	4,593,659	5,018,233	3,659,391	4.4111	16,141,941	6,906,496	218,856	6,687,640	4,876,754	2.7702	13,509,585	0	0	1.0000	0	11,705,874	8,536,145	29,651,525
2061	9,482,694	4,593,659	4,889,035	3,565,177	4.5778	16,320,667	6,578,816	218,856	6,359,960	4,637,803	2.8416	13,178,782	0	0	1.0000	0	11,248,994	8,202,980	29,499,449
2062	9,586,481	4,593,659	4,992,822	3,640,861	4.7509	17,297,366	6,890,178	218,856	6,671,322	4,864,855	2.9150	14,181,052	0	0	1.0000	0	11,664,144	8,505,716	31,478,417
2063	9,482,694	4,593,659	4,889,035	3,565,177	4.9305	17,578,105	6,578,816	218,856	6,359,960	4,637,803	2.9902	13,867,960	0	0	1.0000	0	11,248,994	8,202,980	31,446,065
2064	9,508,105	4,593,659	4,914,446	3,583,707	5.1168	18,337,114	6,595,134	218,856	6,376,278	4,649,703	3.0673	14,262,033	0	0	1.0000	0	11,290,724	8,233,410	32,599,147
2065	9,586,481	4,593,659	4,992,822	3,640,861	5.3103	19,334,063	6,890,178	218,856	6,671,322	4,864,855	3.1465	15,307,266	0	0	1.0000	0	11,664,144	8,505,716	34,641,329
2066	9,482,694	4,593,659	4,889,035	3,565,177	5.5110	19,647,690	6,578,816	218,856	6,359,960	4,637,803	3.2276	14,968,974	0	0	1.0000	0	11,248,994	8,202,980	34,616,665
2067	9,482,694	4,593,659	4,889,035	3,565,177	5.7193	20,390,317	6,578,816	218,856	6,359,960	4,637,803	3.3109	15,355,303	0	0	1.0000	0	11,248,994	8,202,980	35,745,620
2068	9,611,893	4,593,659	5,018,233	3,659,391	5.9355	21,720,317	6,906,496	218,856	6,687,640	4,876,754	3.3963	16,562,920	0	0	1.0000	0	11,705,874	8,536,145	38,283,237
2069	9,690,269	4,593,659	5,096,610	3,716,545	6.1598	22,893,172	7,201,541	218,856	6,982,685	5,091,906	3.4840	17,740,201	0	0	1.0000	0	12,079,294	8,808,451	40,633,373
2070	9,482,694	4,593,659	4,889,035	3,565,177	6.3927	22,791,107	6,578,816	218,856	6,359,960	4,637,803	3.5738	16,574,582	0	0	1.0000	0	11,248,994	8,202,980	39,365,689
2071	9,690,269	4,593,659	5,096,610	3,716,545	6.6343	24,656,672	7,201,541	218,856	6,982,685	5,091,906	3.6660	18,666,928	0	0	1.0000	0	12,079,294	8,808,451	43,323,600
2072	9,715,680	4,593,659	5,122,021	3,735,075	6.8851	25,716,365	7,217,859	218,856	6,999,003	5,103,806	3.7606	19,193,372	0	0	1.0000	0	12,121,024	8,838,881	44,909,737
2073	4,425,178	4,593,659	(168,482)	(122,860)	7.1454	(877,884)	4,711,150	218,856	4,492,294	3,275,866	3.8576	12,636,980	0	0	1.0000	0	4,323,812	3,153,006	11,759,097
2074	4,425,178	-	4,425,178	3,226,924	7.4155	23,929,252	4,711,150	-	4,711,150	3,435,460	3.9572	13,594,802	0	0	1.0000	0	9,136,327	6,662,383	37,524,054
2075	4,425,178	-	4,425,178	3,226,924	7.6958	24,833,759	4,711,150	-	4,711,150	3,435,460	4.0593	13,945,562	0	0	1.0000	0	9,136,327	6,662,383	38,779,321
2076	4,437,301	-	4,437,301	3,235,764	7.9867	25,843,080	4,724,057	-	4,724,057	3,444,872	4.1640	14,344,447	0	0	1.0000	0	9,161,358	6,680,637	40,187,528
2077	4,425,178	-	4,425,178	3,226,924	8.2886	26,746,679	4,711,150	-	4,711,150	3,435,460	4.2714	14,674,223	0	0	1.0000	0	9,136,327	6,662,383	41,420,902
2078	4,425,178	-	4,425,178	3,226,924	8.6019	27,757,674	4,711,150	-	4,711,150	3,435,460	4.3816	15,052,811	0	0	1.0000	0	9,136,327	6,662,383	42,810,485
2079	4,425,178	-	4,425,178	3,226,924	8.9270	28,806,747	4,711,150	-	4,711,150	3,435,460	4.4947	15,441,362	0	0	1.0000	0	9,136,327	6,662,383	44,248,108
2080	4,437,301	-	4,437,301	3,235,764	9.2645	29,977,740	4,724,057	-	4,724,057	3,444,872	4.6106	15,882,927	0	0	1.0000	0	9,161,358	6,680,637	45,860,667
2081	4,425,178	-	4,425,178	3,226,924	9.6147	31,025,902	4,711,150	-	4,711,150	3,435,460	4.7296	16,248,351	0	0	1.0000	0	9,136,327	6,662,383	47,274,253
2082	4,425,178	-	4,425,178	3,226,924	9.9781	32,198,566	4,711,150	-	4,711,150	3,435,460	4.8516	16,667,477	0	0	1.0000	0	9,136,327	6,662,383	48,866,043
2083	4,425,178	-	4,425,178	3,226,924	10.3553	33,415,762	4,711,150	-	4,711,150	3,435,460	4.9768	17,097,597	0	0	1.0000	0	9,136,327	6,662,383	50,513,359
2084	4,437,301	-	4,437,301	3,235,764	10.7467	34,773,790	4,724,057	-	4,724,057	3,444,872	5.1052	17,586,761	0	0	1.0000	0	9,161,358	6,680,637	52,360,551
2085	37,435,213	-	37,435,213	27,298,469	11.1529	304,457,090	9,919,355	-	9,919,355	7,233,382	5.2369	37,880,499	0	0	1.0000	0	47,354,568	34,531,851	342,337,589
2086	54,409,470	-	54,409,470	39,676,420	11.5745	459,234,718	39,890,810	-	39,890,810	29,089,136	5.3720	156,266,840	0	0	1.0000	0	94,300,280	68,765,556	615,501,559
2087	63,935,891	-	63,935,891	46,623,266	12.0120	560,038,677	123,019,872	-	123,019,872	89,708,428	5.5106	494,347,263	0	0	1.0000	0	186,955,763	136,331,695	1,054,385,941
2088	56,511,236	-	56,511,236	41,209,067	12.4661	513,716,353	46,925,224	-	46,925,224	34,218,765	5.6528	193,431,833	0	0	1.0000	0	103,436,460	75,427,832	707,148,186
2089	54,852,444	-	54,852,444	39,999,444	12.9373	517,484,813	43,974,985	-	43,974,985	32,067,394	5.7986	185,945,992	0	0	1.0000	0	98,827,429	72,066,839	703,430,805
2090	29,404,782	-	29,404,782	21,442,526	13.4263	287,893,787	9,195,251	-	9,195,251	6,705,351	5.9482	39,884,771	0	0	1.0000	0	38,600,033	28,147,877	327,778,559
2091	18,561,392	-	18,561,392	13,535,319	13.9338	188,598,435	17,021,007	-	17,021,007	12,412,042	6.1017	75,734,555	0	0	1.0000	0	35,582,399	25,947,361	264,332,989
2092	7,780,529	-	7,780,529	5,673,709	14.4605	82,044,673	7,134,833	-	7,134,833	5,202,856	6.2591	32,565,195	0	0	1.0000	0	14,915,362	10,876,565	114,609,868
	$945,083,770	$165,371,731	$779,712,039	$568,580,834		$4,003,267,072	$855,944,164	$7,878,816	$848,065,348	$618,425,365		$2,090,722,042	$0	$0		$0	$1,627,777,388	$1,187,006,199	$6,093,989,114

Xcel Energy
Nuclear Decommissioning Accrual
42-Year Decommissioning Period
DECON Method - No Recasking

Docket No. E002/M-20-___
Schedule E.5
Page 4 of 11

Proposed

AMOUNT TO RECOVER

	LABOR						NON-LABOR						PIIC Payment						
	Cost Estimate Nominal $s	DOE Reimbursement Estimate Nominal $s	Adjusted Estimate Nominal $s	Jurisdictional Cost in Nominal $s	Escalation Factor	Jurisdictional Cost in Future $'s	Cost Estimate Nominal $s	DOE Reimbursement Estimate Nominal $s	Adjusted Estimate Nominal $s	Jurisdictional Cost in Nominal $s	Escalation Factor	Jurisdictional Cost in Future $'s	Cost Estimate Nominal $s	Jurisdictional Cost in Nominal $s	Escalation Factor	Jurisdictional Cost in Future $'s	Total Cost Estimate Nominal $s	Total Jurisdictional Cost in Nominal $s	Total Jurisdictional Cost in Future $'s
Prairie Island Unit 1																			
Factors	*2020*			*72.9219%*	*3.78%*						*2.58%*				*0.00%*				
2033	$19,045,472	$0	$19,045,472	$13,888,320	1.6199	$22,497,690	$4,605,809	$0	$4,605,809	$3,358,643	1.3926	$4,677,247	$1,250,000	$911,524	1.0000	$911,524	$24,901,281	$18,158,487	$28,086,460
2034	48,160,248	-	48,160,248	35,119,368	1.6811	59,039,169	31,987,372	-	31,987,372	23,325,799	1.4285	33,320,904	1,250,000	911,524	1.0000	911,524	81,397,620	59,356,691	93,271,597
2035	19,427,915	-	19,427,915	14,167,205	1.7446	24,716,105	29,968,663	-	29,968,663	21,853,718	1.4653	32,022,254	1,250,000	911,524	1.0000	911,524	50,646,578	36,932,447	57,649,883
2036	16,303,029	-	16,303,029	11,888,478	1.8106	21,525,279	30,820,647	-	30,820,647	22,475,002	1.5032	33,784,422	1,250,000	911,524	1.0000	911,524	48,373,676	35,275,004	56,221,225
2037	16,258,485	-	16,258,485	11,855,996	1.8790	22,277,417	30,733,022	-	30,733,022	22,411,104	1.5419	34,555,681	1,250,000	911,524	1.0000	911,524	48,241,507	35,178,624	57,744,621
2038	14,280,650	-	14,280,650	10,413,721	1.9501	20,307,798	26,309,383	-	26,309,383	19,185,302	1.5817	30,345,392	1,250,000	911,524	1.0000	911,524	41,840,033	30,510,547	51,564,714
2039	5,186,220	-	5,186,220	3,781,890	2.0238	7,653,789	6,127,180	-	6,127,180	4,468,056	1.6225	7,249,421	1,250,000	911,524	1.0000	911,524	12,563,400	9,161,470	15,814,734
2040	5,251,754	-	5,251,754	3,829,679	2.1003	8,043,474	6,301,366	-	6,301,366	4,595,076	1.6644	7,648,045	1,250,000	911,524	1.0000	911,524	12,803,120	9,336,279	16,603,043
2041	5,134,326	2,315,817	2,818,509	2,055,310	2.1797	4,479,960	5,971,499	109,428	5,862,071	4,274,733	1.7073	7,298,252	1,250,000	911,524	1.0000	911,524	9,930,580	7,241,567	12,689,736
2042	5,290,008	2,315,817	2,974,190	2,168,836	2.2620	4,905,907	6,438,542	109,428	6,329,114	4,615,310	1.7514	8,083,255	1,250,000	911,524	1.0000	911,524	10,553,305	7,695,670	13,900,686
2043	5,134,326	2,315,817	2,818,509	2,055,310	2.3475	4,824,841	5,971,499	109,428	5,862,071	4,274,733	1.7966	7,679,986	1,250,000	911,524	1.0000	911,524	9,930,580	7,241,567	13,416,351
2044	5,096,073	2,315,817	2,780,256	2,027,415	2.4363	4,939,392	5,834,323	109,428	5,724,895	4,174,702	1.8429	7,693,558	1,250,000	911,524	1.0000	911,524	9,755,150	7,113,641	13,544,474
2045	5,186,220	2,315,817	2,870,403	2,093,152	2.5284	5,292,326	6,127,180	109,428	6,017,752	4,388,259	1.8905	8,296,004	1,250,000	911,524	1.0000	911,524	10,138,155	7,392,935	14,499,854
2046	5,186,220	2,315,817	2,870,403	2,093,152	2.6239	5,492,223	6,127,180	109,428	6,017,752	4,388,259	1.9392	8,509,712	1,250,000	911,524	1.0000	911,524	10,138,155	7,392,935	14,913,458
2047	5,134,326	2,315,817	2,818,509	2,055,310	2.7231	5,596,816	5,971,499	109,428	5,862,071	4,274,733	1.9893	8,503,727	1,250,000	911,524	1.0000	911,524	9,930,580	7,241,567	15,012,067
2048	5,199,860	2,315,817	2,884,043	2,103,099	2.8261	5,943,568	6,145,685	109,428	6,036,257	4,401,753	2.0406	8,982,218	1,250,000	911,524	1.0000	911,524	10,170,300	7,416,376	15,837,310
2049	5,186,220	2,315,817	2,870,403	2,093,152	2.9329	6,139,007	6,127,180	109,428	6,017,752	4,388,259	2.0932	9,185,504	1,250,000	911,524	1.0000	911,524	10,138,155	7,392,935	16,236,034
2050	5,134,326	2,315,817	2,818,509	2,055,310	3.0438	6,255,954	5,971,499	109,428	5,862,071	4,274,733	2.1472	9,178,707	1,250,000	911,524	1.0000	911,524	9,930,580	7,241,567	16,346,185
2051	5,186,220	2,315,817	2,870,403	2,093,152	3.1588	6,611,850	6,127,180	109,428	6,017,752	4,388,259	2.2026	9,665,579	1,250,000	911,524	1.0000	911,524	10,138,155	7,392,935	17,188,953
2052	5,147,966	2,315,817	2,832,149	2,065,257	3.2782	6,770,326	5,990,004	109,428	5,880,576	4,288,228	2.2595	9,689,251	1,250,000	911,524	1.0000	911,524	9,962,725	7,265,009	17,371,100
2053	5,082,433	2,315,817	2,766,615	2,017,469	3.4021	6,863,630	5,815,817	109,428	5,706,389	4,161,208	2.3178	9,644,847	1,250,000	911,524	1.0000	911,524	9,723,005	7,090,200	17,420,000
2054	5,082,433	2,315,817	2,766,615	2,017,469	3.5307	7,123,076	5,815,817	109,428	5,706,389	4,161,208	2.3776	9,893,687	1,250,000	911,524	1.0000	911,524	9,723,005	7,090,200	17,928,287
2055	5,082,433	2,315,817	2,766,615	2,017,469	3.6642	7,392,408	5,815,817	109,428	5,706,389	4,161,208	2.4389	10,148,769	1,250,000	911,524	1.0000	911,524	9,723,005	7,090,200	18,452,701
2056	4,992,285	2,315,817	2,676,468	1,951,731	3.8027	7,421,849	5,522,960	109,428	5,413,532	3,947,651	2.5018	9,876,232	1,250,000	911,524	1.0000	911,524	9,340,000	6,810,906	18,209,605
2057	4,978,645	2,315,817	2,662,828	1,941,785	3.9464	7,663,059	5,504,455	109,428	5,395,027	3,934,156	2.5664	10,096,618	1,250,000	911,524	1.0000	911,524	9,307,855	6,787,465	18,671,201
2058	4,978,645	2,315,817	2,662,828	1,941,785	4.0956	7,952,774	5,504,455	109,428	5,395,027	3,934,156	2.6326	10,357,059	1,250,000	911,524	1.0000	911,524	9,307,855	6,787,465	19,221,357
2059	4,978,645	2,315,817	2,662,828	1,941,785	4.2504	8,253,362	5,504,455	109,428	5,395,027	3,934,156	2.7005	10,624,188	1,250,000	911,524	1.0000	911,524	9,307,855	6,787,465	19,789,074
2060	5,096,073	2,315,817	2,780,256	2,027,415	4.4111	8,943,131	5,834,323	109,428	5,724,895	4,174,702	2.7702	11,564,759	1,250,000	911,524	1.0000	911,524	9,755,150	7,113,641	21,419,414
2061	5,082,433	2,315,817	2,766,615	2,017,469	4.5778	9,235,568	5,815,817	109,428	5,706,389	4,161,208	2.8416	11,824,487	1,250,000	911,524	1.0000	911,524	9,723,005	7,090,200	21,971,579
2062	5,082,433	2,315,817	2,766,615	2,017,469	4.7509	9,584,791	5,815,817	109,428	5,706,389	4,161,208	2.9150	12,129,920	1,250,000	911,524	1.0000	911,524	9,723,005	7,090,200	22,626,235
2063	5,082,433	2,315,817	2,766,615	2,017,469	4.9305	9,947,129	5,815,817	109,428	5,706,389	4,161,208	2.9902	12,442,843	1,250,000	911,524	1.0000	911,524	9,723,005	7,090,200	23,301,495
2064	5,096,073	2,315,817	2,780,256	2,027,415	5.1168	10,373,878	5,834,323	109,428	5,724,895	4,174,702	3.0673	12,805,063	1,250,000	911,524	1.0000	911,524	9,755,150	7,113,641	24,090,465
2065	5,082,433	2,315,817	2,766,615	2,017,469	5.3103	10,713,363	5,815,817	109,428	5,706,389	4,161,208	3.1465	13,093,239	1,250,000	911,524	1.0000	911,524	9,723,005	7,090,200	24,718,127
2066	5,082,433	2,315,817	2,766,615	2,017,469	5.5110	11,118,269	5,815,817	109,428	5,706,389	4,161,208	3.2276	13,430,713	1,250,000	911,524	1.0000	911,524	9,723,005	7,090,200	25,460,506
2067	5,082,433	2,315,817	2,766,615	2,017,469	5.7193	11,538,508	5,815,817	109,428	5,706,389	4,161,208	3.3109	13,777,342	1,250,000	911,524	1.0000	911,524	9,723,005	7,090,200	26,227,374
2068	5,096,073	2,315,817	2,780,256	2,027,415	5.9355	12,033,723	5,834,323	109,428	5,724,895	4,174,702	3.3963	14,178,540	1,250,000	911,524	1.0000	911,524	9,755,150	7,113,641	27,123,787
2069	5,082,433	2,315,817	2,766,615	2,017,469	6.1598	12,427,203	5,815,817	109,428	5,706,389	4,161,208	3.4840	14,497,647	1,250,000	911,524	1.0000	911,524	9,723,005	7,090,200	27,836,374
2070	5,082,433	2,315,817	2,766,615	2,017,469	6.3927	12,897,071	5,815,817	109,428	5,706,389	4,161,208	3.5738	14,871,323	1,250,000	911,524	1.0000	911,524	9,723,005	7,090,200	28,679,919
2071	5,082,433	2,315,817	2,766,615	2,017,469	6.6343	13,384,492	5,815,817	109,428	5,706,389	4,161,208	3.6660	15,254,987	1,250,000	911,524	1.0000	911,524	9,723,005	7,090,200	29,551,002
2072	5,096,073	2,315,817	2,780,256	2,027,415	6.8851	13,958,956	5,834,323	109,428	5,724,895	4,174,702	3.7606	15,699,384	1,250,000	911,524	1.0000	911,524	9,755,150	7,113,641	30,569,864
2073	5,082,433	2,315,817	2,766,615	2,017,469	7.1454	14,415,620	5,815,817	109,428	5,706,389	4,161,208	3.8576	16,052,274	1,250,000	911,524	1.0000	911,524	9,723,005	7,090,200	31,379,418
2074	5,082,433	2,315,817	2,766,615	2,017,469	7.4155	14,960,538	5,815,817	109,428	5,706,389	4,161,208	3.9572	16,466,730	1,250,000	911,524	1.0000	911,524	9,723,005	7,090,200	32,338,792
2075	4,281,843	2,315,817	1,966,026	1,433,663	7.6958	11,033,187	2,429,486	109,428	2,320,058	1,691,831	4.0593	6,867,648	1,250,000	911,524	1.0000	911,524	5,536,084	4,037,018	18,812,358
2076	4,293,574	2,315,817	1,977,757	1,442,218	7.9867	11,518,562	2,439,567	109,428	2,330,139	1,699,182	4.1640	7,075,392	1,250,000	911,524	1.0000	911,524	5,557,896	4,052,923	19,505,478
2077	4,281,843	-	4,281,843	3,122,401	8.2886	25,880,335	2,429,486	-	2,429,486	1,771,627	4.2714	7,567,330	1,250,000	911,524	1.0000	911,524	7,961,329	5,805,552	34,359,188
2078	4,281,843	-	4,281,843	3,122,401	8.6019	26,858,583	2,429,486	-	2,429,486	1,771,627	4.3816	7,762,563	1,250,000	911,524	1.0000	911,524	7,961,329	5,805,552	35,532,670
2079	4,281,843	-	4,281,843	3,122,401	8.9270	27,873,676	2,429,486	-	2,429,486	1,771,627	4.4947	7,962,934	1,250,000	911,524	1.0000	911,524	7,961,329	5,805,552	36,748,133
2080	4,293,574	-	4,293,574	3,130,956	9.2645	29,006,739	2,439,567	-	2,439,567	1,778,979	4.6106	8,202,159	1,250,000	911,524	1.0000	911,524	7,983,141	5,821,458	38,120,422
2081	4,281,843	-	4,281,843	3,122,401	9.6147	30,020,951	2,429,486	-	2,429,486	1,771,627	4.7296	8,379,089	1,250,000	911,524	1.0000	911,524	7,961,329	5,805,552	39,311,564
2082	4,281,843	-	4,281,843	3,122,401	9.9781	31,155,631	2,429,486	-	2,429,486	1,771,627	4.8516	8,595,228	1,250,000	911,524	1.0000	911,524	7,961,329	5,805,552	40,662,383
2083	4,281,843	-	4,281,843	3,122,401	10.3553	32,333,401	2,429,486	-	2,429,486	1,771,627	4.9768	8,817,036	1,250,000	911,524	1.0000	911,524	7,961,329	5,805,552	42,061,961
2084	4,293,574	-	4,293,574	3,130,956	10.7467	33,647,442	2,439,567	-	2,439,567	1,778,979	5.1052	9,082,042	1,250,000	911,524	1.0000	911,524	7,983,141	5,821,458	43,641,007
2085	4,281,843	-	4,281,843	3,122,401	11.1529	34,823,828	2,429,486	-	2,429,486	1,771,627	5.2369	9,277,836	1,250,000	911,524	1.0000	911,524	7,961,329	5,805,552	45,013,188
2086	4,281,843	-	4,281,843	3,122,401	11.5745	36,140,233	2,429,486	-	2,429,486	1,771,627	5.3720	9,517,183	1,250,000	911,524	1.0000	911,524	7,961,329	5,805,552	46,568,939
2087	27,710,339	-	27,710,339	20,206,906	12.0120	242,725,350	7,488,763	-	7,488,763	5,460,948	5.5106	30,093,100	1,250,000	911,524	1.0000	911,524	36,449,102	26,579,377	273,729,974
2088	49,590,360	-	49,590,360	36,162,233	12.4661	450,802,013	13,943,476	-	13,943,476	10,167,847	5.6528	57,476,808	1,250,000	911,524	1.0000	911,524	64,783,836	47,241,604	509,190,345
2089	56,167,351	-	56,167,351	40,958,300	12.9373	529,889,813	70,862,246	-	70,862,246	51,674,096	5.7986	299,637,412	1,250,000	911,524	1.0000	911,524	128,279,597	93,543,919	830,438,749
2090	42,752,751	-	42,752,751	31,176,119	13.4263	418,579,920	47,610,082	-	47,610,082	34,718,176	5.9482	206,510,657	1,250,000	911,524	1.0000	911,524	91,612,833	66,805,819	626,002,100
2091	37,335,317	-	37,335,317	27,225,622	13.9338	379,356,374	38,219,785	-	38,219,785	27,870,593	6.1017	170,058,000	1,250,000	911,524	1.0000	911,524	76,805,102	56,007,739	550,325,898
2092	7,675,003	-	7,675,003	5,596,758	14.4605	80,931,914	4,061,439	-	4,061,439	2,961,678	6.2591	18,537,441	1,250,000	911,524	1.0000	911,524	12,986,441	9,469,960	100,380,879
2093	18,856,603	-	18,856,603	13,750,593	15.0071	206,356,532	5,635,957	-	5,635,957	4,109,847	6.4206	26,387,685	1,250,000	911,524	1.0000	911,524	25,742,561	18,771,964	233,655,740
2094	13,636,457	-	13,636,457	9,943,963	15.5744	154,871,261	9,497,275	-	9,497,275	6,925,593	6.5863	45,614,034	1,250,000	911,524	1.0000	911,524	24,383,731	17,781,080	201,396,819
2095	9,863,081	-	9,863,081	7,192,346	16.1631	116,250,608	6,523,371	-	6,523,371	4,756,966	6.7562	32,139,016	1,250,000	911,524	1.0000	911,524	17,636,452	12,860,836	149,301,147
	$632,401,000	$83,369,414	$549,031,586	$400,364,264		$3,391,571,642	$599,478,238	$3,939,407	$595,538,831	$434,278,231		$1,550,660,365	$78,750,000	$57,425,996		$57,425,996	$1,223,320,417	$892,068,491	$4,999,658,003

Xcel Energy
Nuclear Decommissioning Accrual
42-Year Decommissioning Period
DECON Method - No Recasking

Docket No. E002/M-20-___
Schedule E.5
Page 5 of 11

Proposed

AMOUNT TO RECOVER

	LABOR						NON-LABOR						PHC Payment						
	Cost Estimate Nominal $s	DOE Reimbursement Estimate Nominal $s	Adjusted Estimate Nominal $s	Jurisdictional Cost in Nominal $s	Escalation Factor	Jurisdictional Cost in Future $'s	Cost Estimate Nominal $s	DOE Reimbursement Estimate Nominal $s	Adjusted Estimate Nominal $s	Jurisdictional Cost in Nominal $s	Escalation Factor	Jurisdictional Cost in Future $'s	Cost Estimate Nominal $s	Jurisdictional Cost in Nominal $s	Escalation Factor	Jurisdictional Cost in Future $'s	Total Cost Estimate Nominal $s	Total Jurisdictional Cost in Nominal $s	Total Jurisdictional Cost in Future $'s
Prairie Island Unit 2																			
Factors	*2020*			*72.9219%*	*3.78%*						*2.58%*				*0.00%*				
2034	$7,647,937	$0	$7,647,937	$5,577,021	1.6811	$9,375,530	$3,153,295	$0	$3,153,295	$2,299,443	1.4285	$3,284,754	$1,250,000	$911,524	1.0000	$911,524	$12,051,232	$8,787,987	$13,571,807
2035	47,107,095	-	47,107,095	34,351,389	1.7446	59,929,433	33,895,893	-	33,895,893	24,717,529	1.4653	36,218,596	1,250,000	911,524	1.0000	911,524	82,252,988	59,980,442	97,059,552
2036	32,232,206	-	32,232,206	23,504,337	1.8106	42,556,952	36,873,288	-	36,873,288	26,888,702	1.5032	40,419,097	1,250,000	911,524	1.0000	911,524	70,355,494	51,304,563	83,887,573
2037	23,188,314	-	23,188,314	16,909,359	1.8790	31,772,686	35,958,248	-	35,958,248	26,221,438	1.5419	40,430,835	1,250,000	911,524	1.0000	911,524	60,396,562	44,042,321	73,115,045
2038	20,005,190	-	20,005,190	14,588,164	1.9501	28,448,379	30,619,504	-	30,619,504	22,328,324	1.5817	35,316,710	1,250,000	911,524	1.0000	911,524	51,874,694	37,828,012	64,676,613
2039	5,242,132	-	5,242,132	3,822,662	2.0238	7,736,303	6,133,449	-	6,133,449	4,472,628	1.6225	7,256,838	1,250,000	911,524	1.0000	911,524	12,625,581	9,206,813	15,904,665
2040	5,307,819	-	5,307,819	3,870,562	2.1003	8,129,342	6,307,653	-	6,307,653	4,599,660	1.6644	7,655,675	1,250,000	911,524	1.0000	911,524	12,865,472	9,381,746	16,696,540
2041	5,190,238	-	5,190,238	3,784,820	2.1797	8,249,772	5,977,768	-	5,977,768	4,359,102	1.7073	7,442,295	1,250,000	911,524	1.0000	911,524	12,418,006	9,055,446	16,603,591
2042	5,345,919	2,315,817	3,030,102	2,209,608	2.2620	4,998,133	6,444,812	109,428	6,335,384	4,619,882	1.7514	8,091,262	1,250,000	911,524	1.0000	911,524	10,615,486	7,741,014	14,000,919
2043	5,190,238	2,315,817	2,874,421	2,096,082	2.3475	4,920,553	5,977,768	109,428	5,868,340	4,279,305	1.7966	7,688,199	1,250,000	911,524	1.0000	911,524	9,992,761	7,286,911	13,520,276
2044	5,152,137	2,315,817	2,836,320	2,068,299	2.4363	5,038,996	5,840,609	109,428	5,731,181	4,179,286	1.8429	7,702,007	1,250,000	911,524	1.0000	911,524	9,817,502	7,159,109	13,652,526
2045	5,242,132	2,315,817	2,926,315	2,133,924	2.5284	5,395,414	6,133,449	109,428	6,024,021	4,392,831	1.8905	8,304,646	1,250,000	911,524	1.0000	911,524	10,200,336	7,438,279	14,611,584
2046	5,242,132	2,315,817	2,926,315	2,133,924	2.6239	5,599,204	6,133,449	109,428	6,024,021	4,392,831	1.9392	8,518,577	1,250,000	911,524	1.0000	911,524	10,200,336	7,438,279	15,029,305
2047	5,190,238	2,315,817	2,874,421	2,096,082	2.7231	5,707,842	5,977,768	109,428	5,868,340	4,279,305	1.9893	8,512,821	1,250,000	911,524	1.0000	911,524	9,992,761	7,286,911	15,132,187
2048	5,255,925	2,315,817	2,940,108	2,143,983	2.8261	6,059,109	6,151,972	109,428	6,042,544	4,406,338	2.0406	8,991,573	1,250,000	911,524	1.0000	911,524	10,232,652	7,461,844	15,962,205
2049	5,242,132	2,315,817	2,926,315	2,133,924	2.9329	6,258,586	6,133,449	109,428	6,024,021	4,392,831	2.0932	9,195,073	1,250,000	911,524	1.0000	911,524	10,200,336	7,438,279	16,365,183
2050	5,190,238	2,315,817	2,874,421	2,096,082	3.0438	6,380,055	5,977,768	109,428	5,868,340	4,279,305	2.1472	9,188,524	1,250,000	911,524	1.0000	911,524	9,992,761	7,286,911	16,480,103
2051	5,242,132	2,315,817	2,926,315	2,133,924	3.1588	6,740,640	6,133,449	109,428	6,024,021	4,392,831	2.2026	9,675,649	1,250,000	911,524	1.0000	911,524	10,200,336	7,438,279	17,327,812
2052	5,204,031	2,315,817	2,888,214	2,106,141	3.2782	6,904,350	5,996,290	109,428	5,886,862	4,292,812	2.2595	9,699,609	1,250,000	911,524	1.0000	911,524	10,025,077	7,310,476	17,515,483
2053	5,138,344	2,315,817	2,822,527	2,058,240	3.4021	7,002,340	5,822,087	109,428	5,712,659	4,165,779	2.3178	9,655,443	1,250,000	911,524	1.0000	911,524	9,785,186	7,135,543	17,569,306
2054	5,138,344	2,315,817	2,822,527	2,058,240	3.5307	7,267,029	5,822,087	109,428	5,712,659	4,165,779	2.3776	9,904,557	1,250,000	911,524	1.0000	911,524	9,785,186	7,135,543	18,083,110
2055	5,138,344	2,315,817	2,822,527	2,058,240	3.6642	7,541,804	5,822,087	109,428	5,712,659	4,165,779	2.4389	10,159,919	1,250,000	911,524	1.0000	911,524	9,785,186	7,135,543	18,613,247
2056	5,048,350	2,315,817	2,732,533	1,992,615	3.8027	7,577,317	5,529,247	109,428	5,419,819	3,952,235	2.5018	9,887,701	1,250,000	911,524	1.0000	911,524	9,402,352	6,856,373	18,376,541
2057	5,034,557	2,315,817	2,718,740	1,982,557	3.9464	7,823,961	5,510,724	109,428	5,401,296	3,938,728	2.5664	10,108,351	1,250,000	911,524	1.0000	911,524	9,370,036	6,832,808	18,843,836
2058	5,034,557	2,315,817	2,718,740	1,982,557	4.0956	8,119,759	5,510,724	109,428	5,401,296	3,938,728	2.6326	10,369,095	1,250,000	911,524	1.0000	911,524	9,370,036	6,832,808	19,400,377
2059	5,034,557	2,315,817	2,718,740	1,982,557	4.2504	8,426,658	5,510,724	109,428	5,401,296	3,938,728	2.7005	10,636,534	1,250,000	911,524	1.0000	911,524	9,370,036	6,832,808	19,974,717
2060	5,152,137	2,315,817	2,836,320	2,068,299	4.4111	9,123,472	5,840,609	109,428	5,731,181	4,179,286	2.7702	11,577,459	1,250,000	911,524	1.0000	911,524	9,817,502	7,159,109	21,612,455
2061	5,138,344	2,315,817	2,822,527	2,058,240	4.5778	9,422,213	5,822,087	109,428	5,712,659	4,165,779	2.8416	11,837,478	1,250,000	911,524	1.0000	911,524	9,785,186	7,135,543	22,171,215
2062	5,138,344	2,315,817	2,822,527	2,058,240	4.7509	9,778,494	5,822,087	109,428	5,712,659	4,165,779	2.9150	12,143,247	1,250,000	911,524	1.0000	911,524	9,785,186	7,135,543	22,833,264
2063	5,138,344	2,315,817	2,822,527	2,058,240	4.9305	10,148,154	5,822,087	109,428	5,712,659	4,165,779	2.9902	12,456,513	1,250,000	911,524	1.0000	911,524	9,785,186	7,135,543	23,516,191
2064	5,152,137	2,315,817	2,836,320	2,068,299	5.1168	10,583,071	5,840,609	109,428	5,731,181	4,179,286	3.0673	12,819,125	1,250,000	911,524	1.0000	911,524	9,817,502	7,159,109	24,313,719
2065	5,138,344	2,315,817	2,822,527	2,058,240	5.3103	10,929,874	5,822,087	109,428	5,712,659	4,165,779	3.1465	13,107,624	1,250,000	911,524	1.0000	911,524	9,785,186	7,135,543	24,949,022
2066	5,138,344	2,315,817	2,822,527	2,058,240	5.5110	11,342,963	5,822,087	109,428	5,712,659	4,165,779	3.2276	13,445,469	1,250,000	911,524	1.0000	911,524	9,785,186	7,135,543	25,699,956
2067	5,138,344	2,315,817	2,822,527	2,058,240	5.7193	11,771,694	5,822,087	109,428	5,712,659	4,165,779	3.3109	13,792,479	1,250,000	911,524	1.0000	911,524	9,785,186	7,135,543	26,475,696
2068	5,152,137	2,315,817	2,836,320	2,068,299	5.9355	12,276,387	5,840,609	109,428	5,731,181	4,179,286	3.3963	14,194,110	1,250,000	911,524	1.0000	911,524	9,817,502	7,159,109	27,382,021
2069	5,138,344	2,315,817	2,822,527	2,058,240	6.1598	12,678,349	5,822,087	109,428	5,712,659	4,165,779	3.4840	14,513,575	1,250,000	911,524	1.0000	911,524	9,785,186	7,135,543	28,103,448
2070	5,138,344	2,315,817	2,822,527	2,058,240	6.3927	13,157,713	5,822,087	109,428	5,712,659	4,165,779	3.5738	14,887,662	1,250,000	911,524	1.0000	911,524	9,785,186	7,135,543	28,956,899
2071	5,138,344	2,315,817	2,822,527	2,058,240	6.6343	13,654,984	5,822,087	109,428	5,712,659	4,165,779	3.6660	15,271,747	1,250,000	911,524	1.0000	911,524	9,785,186	7,135,543	29,838,255
2072	5,152,137	2,315,817	2,836,320	2,068,299	6.8851	14,240,443	5,840,609	109,428	5,731,181	4,179,286	3.7606	15,716,624	1,250,000	911,524	1.0000	911,524	9,817,502	7,159,109	30,868,591
2073	5,138,344	2,315,817	2,822,527	2,058,240	7.1454	14,706,951	5,822,087	109,428	5,712,659	4,165,779	3.8576	16,069,910	1,250,000	911,524	1.0000	911,524	9,785,186	7,135,543	31,688,385
2074	5,138,344	2,315,817	2,822,527	2,058,240	7.4155	15,262,881	5,822,087	109,428	5,712,659	4,165,779	3.9572	16,484,822	1,250,000	911,524	1.0000	911,524	9,785,186	7,135,543	32,659,227
2075	825,394	2,315,817	(1,490,423)	(1,086,845)	7.6958	(8,364,141)	2,443,201	109,428	2,333,773	1,701,831	4.0593	6,908,244	1,250,000	911,524	1.0000	911,524	2,093,350	1,526,510	(544,373)
2076	827,655	2,315,817	(1,488,162)	(1,085,196)	7.9867	(8,667,133)	2,453,319	109,428	2,343,891	1,709,210	4.1640	7,117,150	1,250,000	911,524	1.0000	911,524	2,105,729	1,535,538	(638,460)
2077	825,394	-	825,394	601,893	8.2886	4,988,850	2,443,201	-	2,443,201	1,781,628	4.2714	7,610,047	1,250,000	911,524	1.0000	911,524	4,518,595	3,295,045	13,510,421
2078	825,394	-	825,394	601,893	8.6019	5,177,423	2,443,201	-	2,443,201	1,781,628	4.3816	7,806,383	1,250,000	911,524	1.0000	911,524	4,518,595	3,295,045	13,895,329
2079	825,394	-	825,394	601,893	8.9270	5,373,098	2,443,201	-	2,443,201	1,781,628	4.4947	8,007,885	1,250,000	911,524	1.0000	911,524	4,518,595	3,295,045	14,292,507
2080	827,655	-	827,655	603,542	9.2645	5,591,515	2,453,319	-	2,453,319	1,789,007	4.6106	8,248,395	1,250,000	911,524	1.0000	911,524	4,530,974	3,304,073	14,751,433
2081	825,394	-	825,394	601,893	9.6147	5,787,020	2,443,201	-	2,443,201	1,781,628	4.7296	8,426,389	1,250,000	911,524	1.0000	911,524	4,518,595	3,295,045	15,124,933
2082	825,394	-	825,394	601,893	9.9781	6,005,748	2,443,201	-	2,443,201	1,781,628	4.8516	8,643,748	1,250,000	911,524	1.0000	911,524	4,518,595	3,295,045	15,561,020
2083	825,394	-	825,394	601,893	10.3553	6,232,782	2,443,201	-	2,443,201	1,781,628	4.9768	8,866,808	1,250,000	911,524	1.0000	911,524	4,518,595	3,295,045	16,011,114
2084	827,655	-	827,655	603,542	10.7467	6,486,085	2,453,319	-	2,453,319	1,789,007	5.1052	9,133,238	1,250,000	911,524	1.0000	911,524	4,530,974	3,304,073	16,530,846
2085	825,394	-	825,394	601,893	11.1529	6,712,852	2,443,201	-	2,443,201	1,781,628	5.2369	9,330,209	1,250,000	911,524	1.0000	911,524	4,518,595	3,295,045	16,954,585
2086	825,394	-	825,394	601,893	11.5745	6,966,610	2,443,201	-	2,443,201	1,781,628	5.3720	9,570,907	1,250,000	911,524	1.0000	911,524	4,518,595	3,295,045	17,449,041
2087	825,394	-	825,394	601,893	12.0120	7,229,938	2,443,201	-	2,443,201	1,781,628	5.5106	9,817,841	1,250,000	911,524	1.0000	911,524	4,518,595	3,295,045	17,959,303
2088	23,100,812	-	23,100,812	16,845,551	12.4661	209,998,324	8,375,902	-	8,375,902	6,107,867	5.6528	34,526,550	1,250,000	911,524	1.0000	911,524	32,726,714	23,864,942	245,436,398
2089	37,590,931	-	37,590,931	27,412,021	12.9373	354,637,545	25,830,091	-	25,830,091	18,835,793	5.7986	109,221,231	1,250,000	911,524	1.0000	911,524	64,671,023	47,159,338	464,770,299
2090	56,571,425	-	56,571,425	41,252,958	13.4263	553,874,592	71,151,529	-	71,151,529	51,885,046	5.9482	308,622,634	1,250,000	911,524	1.0000	911,524	128,972,954	94,049,528	863,408,749
2091	57,871,968	-	57,871,968	42,201,339	13.9338	588,025,016	47,392,552	-	47,392,552	34,559,549	6.1017	210,872,002	1,250,000	911,524	1.0000	911,524	106,514,520	77,672,412	799,808,542
2092	53,927,256	-	53,927,256	39,324,779	14.4605	568,655,972	39,417,044	-	39,417,044	28,743,658	6.2591	179,909,427	1,250,000	911,524	1.0000	911,524	94,594,300	68,979,961	749,476,923
2093	23,982,620	-	23,982,620	17,488,582	15.0071	262,452,906	8,685,533	-	8,685,533	6,333,655	6.4206	40,665,868	1,250,000	911,524	1.0000	911,524	33,918,153	24,733,762	304,030,297
2094	16,407,250	-	16,407,250	11,964,478	15.5744	186,339,572	16,997,622	-	16,997,622	12,394,989	6.5863	81,637,117	1,250,000	911,524	1.0000	911,524	34,654,872	25,270,991	268,888,213
2095	11,867,162	-	11,867,162	8,653,760	16.1631	139,871,583	11,948,280	-	11,948,280	8,712,913	6.7562	58,866,183	1,250,000	911,524	1.0000	911,524	25,065,442	18,278,196	199,649,290
	$608,171,900	$81,053,597	$527,118,303	$384,384,682		$3,406,413,949	$614,343,468	$3,829,979	$610,513,488	$445,198,035		$1,686,440,438	$77,500,000	$56,514,473		$56,514,473	$1,215,131,791	$886,097,190	$5,149,368,860
	$2,185,656,670	$329,794,742	$1,855,861,928	$1,353,329,779		$10,801,252,662	$2,069,765,870	$15,648,203	$2,054,117,668	$1,497,901,632		$5,327,822,846	$156,250,000	$113,940,469		$113,940,469	$4,066,229,596	$2,965,171,880	$16,243,015,977

Xcel Energy
Nuclear Decommissioning Accrual
42-Year Decommissioning Period
DECON Method - No Recasking

Docket No. E002/M-20-___
Schedule E.5
Page 6 of 11

Proposed

EXTERNAL FUND CALCULATION

Monticello

External Levelized

	Beginning Balance	Assumed Interest	Decommissioning Payment	Annuity	Ending Balance
2020	$757,935,327	$15,073,411	$0	$6,696,113	$779,704,851
2021	779,704,851	31,044,753	-	8,507,110	819,256,714
2022	819,256,714	32,912,430	-	23,730,503	875,899,646
2023	875,899,646	35,155,490	-	23,730,503	934,785,639
2024	934,785,639	37,487,375	-	23,730,503	996,003,516
2025	996,003,516	39,911,603	-	23,730,503	1,059,645,622
2026	1,059,645,622	42,431,831	-	23,730,503	1,125,807,955
2027	1,125,807,955	45,051,859	-	23,730,503	1,194,590,317
2028	1,194,590,317	47,775,641	-	23,730,503	1,266,096,460
2029	1,266,096,460	50,607,284	-	23,730,503	1,340,434,247
2030	1,340,434,247	50,734,928	(28,324,716)	17,797,877	1,380,642,336
2031	1,380,642,336	51,912,152	(124,607,386)	-	1,307,947,101
2032	1,307,947,101	49,178,811	(112,484,338)	-	1,244,641,574
2033	1,244,641,574	46,798,523	(118,051,101)	-	1,173,388,997
2034	1,173,388,997	44,119,426	(88,877,597)	-	1,128,630,826
2035	1,128,630,826	42,436,519	(18,244,536)	-	1,152,822,809
2036	1,152,822,809	43,346,138	(22,227,221)	-	1,173,941,725
2037	1,173,941,725	44,140,209	(24,613,144)	-	1,193,468,791
2038	1,193,468,791	44,874,427	(14,241,133)	-	1,224,102,085
2039	1,224,102,085	46,026,238	(19,213,846)	-	1,250,914,477
2040	1,250,914,477	47,034,384	(21,732,817)	-	1,276,216,044
2041	1,276,216,044	47,985,723	(14,583,912)	-	1,309,617,855
2042	1,309,617,855	49,241,631	(15,049,370)	-	1,343,810,117
2043	1,343,810,117	50,527,260	(15,530,354)	-	1,378,807,024
2044	1,378,807,024	51,843,144	(16,094,280)	-	1,414,555,887
2045	1,414,555,887	53,187,301	(16,540,761)	-	1,451,202,427
2046	1,451,202,427	54,565,211	(17,070,526)	-	1,488,697,112
2047	1,488,697,112	55,975,011	(17,618,780)	-	1,527,053,344
2048	1,527,053,344	57,417,206	(22,956,307)	-	1,561,514,243
2049	1,561,514,243	58,712,936	(18,769,683)	-	1,601,457,495
2050	1,601,457,495	60,214,802	(19,374,195)	-	1,642,298,102
2051	1,642,298,102	61,750,409	(19,998,560)	-	1,684,049,951
2052	1,684,049,951	63,320,278	(21,492,984)	-	1,725,877,246
2053	1,725,877,246	64,892,984	(23,662,333)	-	1,767,107,897
2054	1,767,107,897	66,443,257	(23,614,412)	-	1,809,936,742
2055	1,809,936,742	68,053,622	(24,374,660)	-	1,853,615,704
2056	1,853,615,704	69,695,950	(28,683,751)	-	1,894,627,903
2057	1,894,627,903	71,238,009	(28,616,223)	-	1,937,249,689
2058	1,937,249,689	72,840,588	(29,534,139)	-	1,980,556,138
2059	1,980,556,138	74,468,911	(30,482,333)	-	2,024,542,716
2060	2,024,542,716	76,122,806	(29,651,525)	-	2,071,013,996

Xcel Energy
Nuclear Decommissioning Accrual
42-Year Decommissioning Period
DECON Method - No Recasking

Docket No. E002/M-20-___
Schedule E.5
Page 7 of 11

Proposed

EXTERNAL FUND CALCULATION

2061	2,071,013,996	77,870,126	(29,499,449)	-	2,119,384,673
2062	2,119,384,673	79,688,864	(31,478,417)	-	2,167,595,120
2063	2,167,595,120	81,501,577	(31,446,065)	-	2,217,650,631
2064	2,217,650,631	83,383,664	(32,599,147)	-	2,268,435,148
2065	2,268,435,148	85,293,162	(34,641,329)	-	2,319,086,980
2066	2,319,086,980	87,197,670	(34,616,665)	-	2,371,667,986
2067	2,371,667,986	89,174,716	(35,745,620)	-	2,425,097,083
2068	2,425,097,083	91,183,650	(38,283,237)	-	2,477,997,496
2069	2,477,997,496	93,172,706	(40,633,373)	-	2,530,536,829
2070	2,530,536,829	95,148,185	(39,365,689)	-	2,586,319,325
2071	2,586,319,325	97,245,607	(43,323,600)	-	2,640,241,331
2072	2,640,241,331	99,273,074	(44,909,737)	-	2,694,604,668
2073	2,694,604,668	101,317,136	(11,759,097)	-	2,784,162,707
2074	2,784,162,707	104,684,518	(37,524,054)	-	2,851,323,171
2075	2,851,323,171	107,209,751	(38,779,321)	-	2,919,753,601
2076	2,919,753,601	109,782,735	(40,187,528)	-	2,989,348,809
2077	2,989,348,809	112,399,515	(41,420,902)	-	3,060,327,422
2078	3,060,327,422	115,068,311	(42,810,485)	-	3,132,585,248
2079	3,132,585,248	117,785,205	(44,248,108)	-	3,206,122,345
2080	3,206,122,345	120,550,200	(45,860,667)	-	3,280,811,878
2081	3,280,811,878	123,358,527	(47,274,253)	-	3,356,896,151
2082	3,356,896,151	126,219,295	(48,866,043)	-	3,434,249,403
2083	3,434,249,403	129,127,778	(50,513,359)	-	3,512,863,822
2084	3,512,863,822	132,083,680	(52,360,551)	-	3,592,586,951
2085	3,592,586,951	135,081,269	(342,337,589)	-	3,385,330,631
2086	3,385,330,631	127,288,432	(615,501,559)	-	2,897,117,505
2087	2,897,117,505	108,931,618	(1,054,385,941)	-	1,951,663,182
2088	1,951,663,182	73,382,536	(707,148,186)	-	1,317,897,532
2089	1,317,897,532	49,552,947	(703,430,805)	-	664,019,674
2090	664,019,674	24,967,140	(327,778,559)	-	361,208,255
2091	361,208,255	13,581,430	(264,332,989)	-	110,456,696
2092	110,456,696	4,153,172	(114,609,868)	-	(0)

Xcel Energy
Nuclear Decommissioning Accrual
42-Year Decommissioning Period
DECON Method - No Recasking

Docket No. E002/M-20-___
Schedule E.5
Page 8 of 11

Proposed

EXTERNAL FUND CALCULATION

Prairie Island Unit 1

External Levelized

	Beginning Balance	Assumed Interest	Decommissioning Payment	Annuity	Ending Balance
2020	$437,068,622	$9,113,138	$0	$24,632	$446,206,392
2021	446,206,392	18,865,340	-	12,399,703	477,471,435
2022	477,471,435	20,374,354	-	22,244,385	520,090,174
2023	520,090,174	22,151,556	-	22,244,385	564,486,115
2024	564,486,115	24,002,866	-	22,244,385	610,733,367
2025	610,733,367	25,931,377	-	22,244,385	658,909,129
2026	658,909,129	27,940,306	-	22,244,385	709,093,820
2027	709,093,820	30,033,008	-	22,244,385	761,371,213
2028	761,371,213	32,212,975	-	22,244,385	815,828,573
2029	815,828,573	34,483,847	-	22,244,385	872,556,806
2030	872,556,806	36,849,414	-	22,244,385	931,650,605
2031	931,650,605	39,313,626	-	22,244,385	993,208,616
2032	993,208,616	41,880,595	-	22,244,385	1,057,333,596
2033	1,057,333,596	40,142,412	(28,086,460)	14,903,738	1,084,293,286
2034	1,084,293,286	40,877,857	(93,271,597)	-	1,031,899,546
2035	1,031,899,546	38,902,613	(57,649,883)	-	1,013,152,276
2036	1,013,152,276	38,195,841	(56,221,225)	-	995,126,892
2037	995,126,892	37,516,284	(57,744,621)	-	974,898,554
2038	974,898,554	36,753,676	(51,564,714)	-	960,087,516
2039	960,087,516	36,195,299	(15,814,734)	-	980,468,081
2040	980,468,081	36,963,647	(16,603,043)	-	1,000,828,685
2041	1,000,828,685	37,731,241	(12,689,736)	-	1,025,870,191
2042	1,025,870,191	38,675,306	(13,900,686)	-	1,050,644,811
2043	1,050,644,811	39,609,309	(13,416,351)	-	1,076,837,770
2044	1,076,837,770	40,596,784	(13,544,474)	-	1,103,890,080
2045	1,103,890,080	41,616,656	(14,499,854)	-	1,131,006,882
2046	1,131,006,882	42,638,959	(14,913,458)	-	1,158,732,383
2047	1,158,732,383	43,684,211	(15,012,067)	-	1,187,404,528
2048	1,187,404,528	44,765,151	(15,837,310)	-	1,216,332,368
2049	1,216,332,368	45,855,730	(16,236,034)	-	1,245,952,065
2050	1,245,952,065	46,972,393	(16,346,185)	-	1,276,578,272
2051	1,276,578,272	48,127,001	(17,188,953)	-	1,307,516,320
2052	1,307,516,320	49,293,365	(17,371,100)	-	1,339,438,586
2053	1,339,438,586	50,496,835	(17,420,000)	-	1,372,515,420
2054	1,372,515,420	51,743,831	(17,928,287)	-	1,406,330,964
2055	1,406,330,964	53,018,677	(18,452,701)	-	1,440,896,940
2056	1,440,896,940	54,321,815	(18,209,605)	-	1,477,009,150
2057	1,477,009,150	55,683,245	(18,671,201)	-	1,514,021,194
2058	1,514,021,194	57,078,599	(19,221,357)	-	1,551,878,436
2059	1,551,878,436	58,505,817	(19,789,074)	-	1,590,595,179
2060	1,590,595,179	59,965,438	(21,419,414)	-	1,629,141,203

Xcel Energy
Nuclear Decommissioning Accrual
42-Year Decommissioning Period
DECON Method - No Recasking

Docket No. E002/M-20-___
Schedule E.5
Page 9 of 11

Proposed

EXTERNAL FUND CALCULATION

2061	1,629,141,203	61,418,623	(21,971,579)	-	1,668,588,248
2062	1,668,588,248	62,905,777	(22,626,235)	-	1,708,867,790
2063	1,708,867,790	64,424,316	(23,301,495)	-	1,749,990,610
2064	1,749,990,610	65,974,646	(24,090,465)	-	1,791,874,791
2065	1,791,874,791	67,553,680	(24,718,127)	-	1,834,710,344
2066	1,834,710,344	69,168,580	(25,460,506)	-	1,878,418,417
2067	1,878,418,417	70,816,374	(26,227,374)	-	1,923,007,418
2068	1,923,007,418	72,497,380	(27,123,787)	-	1,968,381,010
2069	1,968,381,010	74,207,964	(27,836,374)	-	2,014,752,601
2070	2,014,752,601	75,956,173	(28,679,919)	-	2,062,028,855
2071	2,062,028,855	77,738,488	(29,551,002)	-	2,110,216,341
2072	2,110,216,341	79,555,156	(30,569,864)	-	2,159,201,633
2073	2,159,201,633	81,401,902	(31,379,418)	-	2,209,224,116
2074	2,209,224,116	83,287,749	(32,338,792)	-	2,260,173,073
2075	2,260,173,073	85,208,525	(18,812,358)	-	2,326,569,240
2076	2,326,569,240	87,711,660	(19,505,478)	-	2,394,775,422
2077	2,394,775,422	90,283,033	(34,359,188)	-	2,450,699,268
2078	2,450,699,268	92,391,362	(35,532,670)	-	2,507,557,960
2079	2,507,557,960	94,534,935	(36,748,133)	-	2,565,344,762
2080	2,565,344,762	96,713,498	(38,120,422)	-	2,623,937,838
2081	2,623,937,838	98,922,456	(39,311,564)	-	2,683,548,730
2082	2,683,548,730	101,169,787	(40,662,383)	-	2,744,056,134
2083	2,744,056,134	103,450,916	(42,061,961)	-	2,805,445,090
2084	2,805,445,090	105,765,280	(43,641,007)	-	2,867,569,363
2085	2,867,569,363	108,107,365	(45,013,188)	-	2,930,663,539
2086	2,930,663,539	110,486,015	(46,568,939)	-	2,994,580,616
2087	2,994,580,616	112,895,689	(273,729,974)	-	2,833,746,331
2088	2,833,746,331	106,832,237	(509,190,345)	-	2,431,388,223
2089	2,431,388,223	91,663,336	(830,438,749)	-	1,692,612,810
2090	1,692,612,810	63,811,503	(626,002,100)	-	1,130,422,213
2091	1,130,422,213	42,616,917	(550,325,898)	-	622,713,232
2092	622,713,232	23,476,289	(100,380,879)	-	545,808,641
2093	545,808,641	20,576,986	(233,655,740)	-	332,729,887
2094	332,729,887	12,543,917	(201,396,819)	-	143,876,985
2095	143,876,985	5,424,162	(149,301,147)	-	(0)

Xcel Energy
Nuclear Decommissioning Accrual
42-Year Decommissioning Period
DECON Method - No Recasking

Docket No. E002/M-20-___
Schedule E.5
Page 10 of 11

Proposed

EXTERNAL FUND CALCULATION

Prairie Island Unit 2

External Levelized

	Beginning Balance	Assumed Interest	Decommissioning Payment	Annuity	Ending Balance
2020	$487,163,479	$9,989,872	$0	$294,670	$497,448,022
2021	497,448,022	20,528,857	-	6,511,608	524,488,486
2022	524,488,486	21,797,045	-	14,293,537	560,579,068
2023	560,579,068	23,276,759	-	14,293,537	598,149,364
2024	598,149,364	24,817,141	-	14,293,537	637,260,042
2025	637,260,042	26,420,679	-	14,293,537	677,974,258
2026	677,974,258	28,089,962	-	14,293,537	720,357,757
2027	720,357,757	29,827,686	-	14,293,537	764,478,979
2028	764,478,979	31,636,656	-	14,293,537	810,409,171
2029	810,409,171	33,519,794	-	14,293,537	858,222,501
2030	858,222,501	35,480,140	-	14,293,537	907,996,178
2031	907,996,178	37,520,861	-	14,293,537	959,810,575
2032	959,810,575	39,645,251	-	14,293,537	1,013,749,363
2033	1,013,749,363	41,856,741	-	14,293,537	1,069,899,641
2034	1,069,899,641	40,666,429	(13,571,807)	11,863,635	1,108,857,898
2035	1,108,857,898	41,914,829	(97,059,552)	-	1,053,713,174
2036	1,053,713,174	39,830,358	(83,887,573)	-	1,009,655,959
2037	1,009,655,959	38,164,995	(73,115,045)	-	974,705,910
2038	974,705,910	36,843,883	(64,676,613)	-	946,873,180
2039	946,873,180	35,791,806	(15,904,665)	-	966,760,321
2040	966,760,321	36,543,540	(16,696,540)	-	986,607,320
2041	986,607,320	37,293,757	(16,603,591)	-	1,007,297,486
2042	1,007,297,486	38,075,845	(14,000,919)	-	1,031,372,413
2043	1,031,372,413	38,985,877	(13,520,276)	-	1,056,838,014
2044	1,056,838,014	39,948,477	(13,652,526)	-	1,083,133,964
2045	1,083,133,964	40,942,464	(14,611,584)	-	1,109,464,844
2046	1,109,464,844	41,937,771	(15,029,305)	-	1,136,373,310
2047	1,136,373,310	42,954,911	(15,132,187)	-	1,164,196,034
2048	1,164,196,034	44,006,610	(15,962,205)	-	1,192,240,439
2049	1,192,240,439	45,066,689	(16,365,183)	-	1,220,941,944
2050	1,220,941,944	46,151,606	(16,480,103)	-	1,250,613,447
2051	1,250,613,447	47,273,188	(17,327,812)	-	1,280,558,823
2052	1,280,558,823	48,405,124	(17,515,483)	-	1,311,448,464
2053	1,311,448,464	49,572,752	(17,569,306)	-	1,343,451,910
2054	1,343,451,910	50,782,482	(18,083,110)	-	1,376,151,282
2055	1,376,151,282	52,018,518	(18,613,247)	-	1,409,556,553
2056	1,409,556,553	53,281,238	(18,376,541)	-	1,444,461,250
2057	1,444,461,250	54,600,635	(18,843,836)	-	1,480,218,049
2058	1,480,218,049	55,952,242	(19,400,377)	-	1,516,769,914
2059	1,516,769,914	57,333,903	(19,974,717)	-	1,554,129,100
2060	1,554,129,100	58,746,080	(21,612,455)	-	1,591,262,726

Xcel Energy
Nuclear Decommissioning Accrual
42-Year Decommissioning Period
DECON Method - No Recasking

Docket No. E002/M-20-___
Schedule E.5
Page 11 of 11

Proposed

EXTERNAL FUND CALCULATION

2061	1,591,262,726	60,149,731	(22,171,215)	-	1,629,241,242
2062	1,629,241,242	61,585,319	(22,833,264)	-	1,667,993,296
2063	1,667,993,296	63,050,147	(23,516,191)	-	1,707,527,252
2064	1,707,527,252	64,544,530	(24,313,719)	-	1,747,758,063
2065	1,747,758,063	66,065,255	(24,949,022)	-	1,788,874,295
2066	1,788,874,295	67,619,448	(25,699,956)	-	1,830,793,788
2067	1,830,793,788	69,204,005	(26,475,696)	-	1,873,522,097
2068	1,873,522,097	70,819,135	(27,382,021)	-	1,916,959,212
2069	1,916,959,212	72,461,058	(28,103,448)	-	1,961,316,822
2070	1,961,316,822	74,137,776	(28,956,899)	-	2,006,497,699
2071	2,006,497,699	75,845,613	(29,838,255)	-	2,052,505,058
2072	2,052,505,058	77,584,691	(30,868,591)	-	2,099,221,158
2073	2,099,221,158	79,350,560	(31,688,385)	-	2,146,883,333
2074	2,146,883,333	81,152,190	(32,659,227)	-	2,195,376,296
2075	2,195,376,296	82,985,224	544,373	-	2,278,905,893
2076	2,278,905,893	86,142,643	638,460	-	2,365,686,996
2077	2,365,686,996	89,422,968	(13,510,421)	-	2,441,599,543
2078	2,441,599,543	92,292,463	(13,895,329)	-	2,519,996,676
2079	2,519,996,676	95,255,874	(14,292,507)	-	2,600,960,044
2080	2,600,960,044	98,316,290	(14,751,433)	-	2,684,524,900
2081	2,684,524,900	101,475,041	(15,124,933)	-	2,770,875,008
2082	2,770,875,008	104,739,075	(15,561,020)	-	2,860,053,063
2083	2,860,053,063	108,110,006	(16,011,114)	-	2,952,151,955
2084	2,952,151,955	111,591,344	(16,530,846)	-	3,047,212,453
2085	3,047,212,453	115,184,631	(16,954,585)	-	3,145,442,499
2086	3,145,442,499	118,897,726	(17,449,041)	-	3,246,891,184
2087	3,246,891,184	122,732,487	(17,959,303)	-	3,351,664,368
2088	3,351,664,368	126,692,913	(245,436,398)	-	3,232,920,882
2089	3,232,920,882	122,204,409	(464,770,299)	-	2,890,354,993
2090	2,890,354,993	109,255,419	(863,408,749)	-	2,136,201,662
2091	2,136,201,662	80,748,423	(799,808,542)	-	1,417,141,543
2092	1,417,141,543	53,567,950	(749,476,923)	-	721,232,570
2093	721,232,570	27,262,591	(304,030,297)	-	444,464,864
2094	444,464,864	16,800,772	(268,888,213)	-	192,377,423
2095	192,377,423	7,271,867	(199,649,290)	-	0

Xcel Energy
Nuclear Decommissioning Accrual
60-Year Decommissioning Period
DECON Method - No Recasking

Docket No. E002/M-20-___
Schedule E.6
Page 1 of 11

2022 ACCRUAL COMPARISON

	Present	Proposed	Difference
Monticello	$8,507,110	$26,601,947	$18,094,837
Prairie Island Unit 1	12,399,703	22,195,064	9,795,361
Prairie Island Unit 2	6,511,608	15,005,461	8,493,853
TOTAL	$27,418,421	$63,802,472	$36,384,051

Xcel Energy
Nuclear Decommissioning Accrual
60-Year Decommissioning Period
DECON Method - No Recasking

Docket No. E002/M-20-___
Schedule E.6
Page 2 of 11

2022 MN RETAIL SUMMARY

	Remaining Life (yrs)	Operational Earnings Rate	Post-Shutdown Earnings Rate	Market Value Balance 6/30/2020	Book Value 6/30/2020	Unrealized Gain/Loss 6/30/2020	Tax-Effect Adjustment	Tax-Adjusted Fund Balance 6/30/2020	2022-2024 Decommissioning Accrual
Monticello	9.67	3.96%	3.76%	$814,968,100	$610,109,002	$204,859,098	$57,032,773	$757,935,327	**$26,601,947**
Prairie Island Unit 1	13.25	4.17%	3.77%	471,960,960	346,629,286	125,331,674	34,892,338	437,068,622	**22,195,064**
Prairie Island Unit 2	14.42	4.10%	3.78%	526,255,835	385,837,890	140,417,945	39,092,356	487,163,479	**15,005,461**
TOTAL DECOMMISSIONING ACCRUAL				**$1,813,184,895**	**$1,342,576,178**	**$470,608,717**	**$131,017,467**	**$1,682,167,428**	**$63,802,472**

INPUT DATA

Escalation Rate (Labor)	3.78%
Escalation Rate (Non-Labor)	2.58%
Escalation Rate (PIIC)	0.00%
Jurisdictional Factor	72.9219%
Tax Rate for tax-effect adjustment	27.84%

Xcel Energy
Nuclear Decommissioning Accrual
60-Year Decommissioning Period
DECON Method - No Recasking

Docket No. E002/M-20-___
Schedule E.6
Page 3 of 11

AMOUNT TO RECOVER

	LABOR						NON-LABOR						PIIC Payment						
	Cost Estimate Nominal $s	DOE Reimbursement Estimate Nominal $s	Adjusted Estimate Nominal $s	Jurisdictional Cost in Nominal $s	Escalation Factor	Jurisdictional Cost in Future $'s	Cost Estimate Nominal $s	DOE Reimbursement Estimate Nominal $s	Adjusted Estimate Nominal $s	Jurisdictional Cost in Nominal $s	Escalation Factor	Jurisdictional Cost in Future $'s	Cost Estimate Nominal $s	Jurisdictional Cost in Nominal $s	Escalation Factor	Jurisdictional Cost in Future $'s	Total Cost Estimate Nominal $s	Total Jurisdictional Cost in Nominal $s	Total Jurisdictional Cost in Future $'s
Monticello																			
Factors	*2020*			*72.9219%*	*3.78%*						*2.58%*				*0.00%*				
2030	$18,693,499	$0	$18,693,499	$13,631,655	1.4492	$19,754,994	$9,109,308	$0	$9,109,308	$6,642,680	1.2901	$8,569,722	$0	$0	1.0000	$0	$27,802,807	$20,274,335	$28,324,716
2031	68,992,664	-	68,992,664	50,310,762	1.5040	75,667,386	50,712,482	-	50,712,482	36,980,505	1.3234	48,940,000	0	0	1.0000	0	119,705,146	87,291,267	124,607,386
2032	44,420,428	-	44,420,428	32,392,220	1.5609	50,561,016	62,554,194	-	62,554,194	45,615,707	1.3575	61,923,322	0	0	1.0000	0	106,974,622	78,007,927	112,484,338
2033	41,095,925	-	41,095,925	29,967,929	1.6199	48,545,049	68,444,452	-	68,444,452	49,910,995	1.3926	69,506,052	0	0	1.0000	0	109,540,377	79,878,924	118,051,101
2034	31,070,191	-	31,070,191	22,656,974	1.6811	38,088,638	48,756,352	-	48,756,352	35,554,058	1.4285	50,788,972	0	0	1.0000	0	79,826,543	58,211,032	88,877,610
2035	9,293,104	-	9,293,104	6,776,708	1.7446	11,822,645	6,010,094	-	6,010,094	4,382,675	1.4653	6,421,933	0	0	1.0000	0	15,303,198	11,159,383	18,244,578
2036	9,318,516	-	9,318,516	6,795,239	1.8106	12,303,459	6,026,412	-	6,026,412	4,394,574	1.5032	6,605,924	0	0	1.0000	0	15,344,928	11,189,813	18,909,383
2037	9,293,104	-	9,293,104	6,776,708	1.8790	12,733,435	6,010,094	-	6,010,094	4,382,675	1.5419	6,757,646	0	0	1.0000	0	15,303,198	11,159,383	19,491,081
2038	9,293,104	4,593,659	4,699,446	3,426,925	1.9501	6,682,847	6,010,094	218,856	5,791,238	4,223,081	1.5817	6,679,647	0	0	1.0000	0	10,490,684	7,650,006	13,362,493
2039	9,293,104	4,593,659	4,699,446	3,426,925	2.0238	6,935,411	6,010,094	218,856	5,791,238	4,223,081	1.6225	6,851,948	0	0	1.0000	0	10,490,684	7,650,006	13,787,359
2040	9,318,516	4,593,659	4,724,857	3,445,455	2.1003	7,236,490	6,026,412	218,856	5,807,556	4,234,980	1.6644	7,048,701	0	0	1.0000	0	10,532,413	7,680,436	14,285,191
2041	9,293,104	4,593,659	4,699,446	3,426,925	2.1797	7,469,669	6,010,094	218,856	5,791,238	4,223,081	1.7073	7,210,066	0	0	1.0000	0	10,490,684	7,650,006	14,679,734
2042	9,293,104	4,593,659	4,699,446	3,426,925	2.2620	7,751,705	6,010,094	218,856	5,791,238	4,223,081	1.7514	7,396,303	0	0	1.0000	0	10,490,684	7,650,006	15,148,008
2043	9,293,104	4,593,659	4,699,446	3,426,925	2.3475	8,044,707	6,010,094	218,856	5,791,238	4,223,081	1.7966	7,587,187	0	0	1.0000	0	10,490,684	7,650,006	15,631,893
2044	9,318,516	4,593,659	4,724,857	3,445,455	2.4363	8,394,163	6,026,412	218,856	5,807,556	4,234,980	1.8429	7,804,645	0	0	1.0000	0	10,532,413	7,680,436	16,198,808
2045	9,293,104	4,593,659	4,699,446	3,426,925	2.5284	8,664,637	6,010,094	218,856	5,791,238	4,223,081	1.8905	7,983,734	0	0	1.0000	0	10,490,684	7,650,006	16,648,371
2046	9,293,104	4,593,659	4,699,446	3,426,925	2.6239	8,991,909	6,010,094	218,856	5,791,238	4,223,081	1.9392	8,189,398	0	0	1.0000	0	10,490,684	7,650,006	17,181,307
2047	9,293,104	4,593,659	4,699,446	3,426,925	2.7231	9,331,860	6,010,094	218,856	5,791,238	4,223,081	1.9893	8,400,974	0	0	1.0000	0	10,490,684	7,650,006	17,732,834
2048	10,038,002	4,593,659	5,444,343	3,970,118	2.8261	11,219,951	8,184,870	218,856	7,966,014	5,808,969	2.0406	11,853,781	0	0	1.0000	0	13,410,357	9,779,087	23,073,733
2049	9,293,104	4,593,659	4,699,446	3,426,925	2.9329	10,050,829	6,010,094	218,856	5,791,238	4,223,081	2.0932	8,839,752	0	0	1.0000	0	10,490,684	7,650,006	18,890,581
2050	10,911,948	4,593,659	6,318,289	4,607,416	3.0438	14,024,054	10,866,624	218,856	10,647,768	7,764,555	2.1472	16,672,052	0	0	1.0000	0	16,966,057	12,371,971	30,696,106
2051	10,911,948	4,593,659	6,318,289	4,607,416	3.1588	14,553,907	10,866,624	218,856	10,647,768	7,764,555	2.2026	17,102,208	0	0	1.0000	0	16,966,057	12,371,971	31,656,116
2052	11,657,259	4,593,659	7,063,600	5,150,912	3.2782	16,885,718	13,042,642	218,856	12,823,786	9,351,349	2.2595	21,129,372	0	0	1.0000	0	19,887,387	14,502,260	38,015,091
2053	12,171,773	4,593,659	7,578,114	5,526,105	3.4021	18,800,361	14,646,099	218,856	14,427,243	10,520,620	2.3178	24,384,692	0	0	1.0000	0	22,005,357	16,046,725	43,185,054
2054	11,091,923	4,593,659	6,498,264	4,738,658	3.5307	16,730,779	11,406,549	218,856	11,187,693	8,158,278	2.3776	19,397,123	0	0	1.0000	0	17,685,957	12,896,936	36,127,901
2055	11,991,798	4,593,659	7,398,139	5,394,864	3.6642	19,767,859	14,106,174	218,856	13,887,318	10,126,896	2.4389	24,698,487	0	0	1.0000	0	21,285,457	15,521,760	44,466,346
2056	12,377,159	4,593,659	7,783,500	5,675,876	3.8027	21,583,655	15,202,342	218,856	14,983,486	10,926,243	2.5018	27,335,274	0	0	1.0000	0	22,766,987	16,602,119	48,918,929
2057	9,275,117	4,593,659	4,681,459	3,413,809	3.9464	13,472,254	5,956,132	218,856	5,737,276	4,183,731	2.5664	10,737,127	0	0	1.0000	0	10,418,735	7,597,539	24,209,381
2058	9,275,117	4,593,659	4,681,459	3,413,809	4.0956	13,981,594	5,956,132	218,856	5,737,276	4,183,731	2.6326	11,014,090	0	0	1.0000	0	10,418,735	7,597,539	24,995,684
2059	9,275,117	4,593,659	4,681,459	3,413,809	4.2504	14,510,052	5,956,132	218,856	5,737,276	4,183,731	2.7005	11,298,165	0	0	1.0000	0	10,418,735	7,597,539	25,808,217
2060	9,300,528	4,593,659	4,706,870	3,432,339	4.4111	15,140,390	5,972,451	218,856	5,753,595	4,195,630	2.7702	11,622,735	0	0	1.0000	0	10,460,464	7,627,969	26,763,126
2061	9,275,117	4,593,659	4,681,459	3,413,809	4.5778	15,627,733	5,956,132	218,856	5,737,276	4,183,731	2.8416	11,888,490	0	0	1.0000	0	10,418,735	7,597,539	27,516,222
2062	9,275,117	4,593,659	4,681,459	3,413,809	4.7509	16,218,663	5,956,132	218,856	5,737,276	4,183,731	2.9150	12,195,576	0	0	1.0000	0	10,418,735	7,597,539	28,414,239
2063	9,275,117	4,593,659	4,681,459	3,413,809	4.9305	16,831,783	5,956,132	218,856	5,737,276	4,183,731	2.9902	12,510,192	0	0	1.0000	0	10,418,735	7,597,539	29,341,975
2064	9,300,528	4,593,659	4,706,870	3,432,339	5.1168	17,562,592	5,972,451	218,856	5,753,595	4,195,630	3.0673	12,869,257	0	0	1.0000	0	10,460,464	7,627,969	30,431,849
2065	9,275,117	4,593,659	4,681,459	3,413,809	5.3103	18,128,347	5,956,132	218,856	5,737,276	4,183,731	3.1465	13,164,109	0	0	1.0000	0	10,418,735	7,597,539	31,292,457
2066	9,275,117	4,593,659	4,681,459	3,413,809	5.5110	18,813,499	5,956,132	218,856	5,737,276	4,183,731	3.2276	13,503,410	0	0	1.0000	0	10,418,735	7,597,539	32,316,909
2067	9,275,117	4,593,659	4,681,459	3,413,809	5.7193	19,524,595	5,956,132	218,856	5,737,276	4,183,731	3.3109	13,851,915	0	0	1.0000	0	10,418,735	7,597,539	33,376,510
2068	9,300,528	4,593,659	4,706,870	3,432,339	5.9355	20,372,648	5,972,451	218,856	5,753,595	4,195,630	3.3963	14,249,620	0	0	1.0000	0	10,460,464	7,627,969	34,622,267
2069	9,275,117	4,593,659	4,681,459	3,413,809	6.1598	21,028,378	5,956,132	218,856	5,737,276	4,183,731	3.4840	14,576,119	0	0	1.0000	0	10,418,735	7,597,539	35,604,496
2070	9,275,117	4,593,659	4,681,459	3,413,809	6.3927	21,823,454	5,956,132	218,856	5,737,276	4,183,731	3.5738	14,951,818	0	0	1.0000	0	10,418,735	7,597,539	36,775,271
2071	9,275,117	4,593,659	4,681,459	3,413,809	6.6343	22,648,230	5,956,132	218,856	5,737,276	4,183,731	3.6660	15,337,558	0	0	1.0000	0	10,418,735	7,597,539	37,985,787
2072	9,300,528	4,593,659	4,706,870	3,432,339	6.8851	23,631,997	5,972,451	218,856	5,753,595	4,195,630	3.7606	15,778,088	0	0	1.0000	0	10,460,464	7,627,969	39,410,085
2073	9,275,117	4,593,659	4,681,459	3,413,809	7.1454	24,393,027	5,956,132	218,856	5,737,276	4,183,731	3.8576	16,139,160	0	0	1.0000	0	10,418,735	7,597,539	40,532,188
2074	9,275,117	4,593,659	4,681,459	3,413,809	7.4155	25,315,097	5,956,132	218,856	5,737,276	4,183,731	3.9572	16,555,860	0	0	1.0000	0	10,418,735	7,597,539	41,870,957
2075	9,275,117	4,593,659	4,681,459	3,413,809	7.6958	26,271,988	5,956,132	218,856	5,737,276	4,183,731	4.0593	16,983,019	0	0	1.0000	0	10,418,735	7,597,539	43,255,007
2076	9,300,528	4,593,659	4,706,870	3,432,339	7.9867	27,413,061	5,972,451	218,856	5,753,595	4,195,630	4.1640	17,470,605	0	0	1.0000	0	10,460,464	7,627,969	44,883,666
2077	9,275,117	4,593,659	4,681,459	3,413,809	8.2886	28,295,693	5,956,132	218,856	5,737,276	4,183,731	4.2714	17,870,388	0	0	1.0000	0	10,418,735	7,597,539	46,166,082
2078	9,794,055	4,593,659	5,200,396	3,792,228	8.6019	32,620,363	7,512,945	218,856	7,294,089	5,318,988	4.3816	23,305,679	0	0	1.0000	0	12,494,485	9,111,216	55,926,041
2079	9,897,842	4,593,659	5,304,184	3,867,911	8.9270	34,528,845	7,824,307	218,856	7,605,451	5,546,040	4.4947	24,927,784	0	0	1.0000	0	12,909,635	9,413,951	59,456,630
2080	9,819,466	4,593,659	5,225,807	3,810,758	9.2645	35,304,767	7,529,263	218,856	7,310,407	5,330,888	4.6106	24,578,591	0	0	1.0000	0	12,536,214	9,141,646	59,883,358
2081	9,794,055	4,593,659	5,200,396	3,792,228	9.6147	36,461,131	7,512,945	218,856	7,294,089	5,318,988	4.7296	25,156,687	0	0	1.0000	0	12,494,485	9,111,216	61,617,817
2082	9,794,055	4,593,659	5,200,396	3,792,228	9.9781	37,839,226	7,512,945	218,856	7,294,089	5,318,988	4.8516	25,805,603	0	0	1.0000	0	12,494,485	9,111,216	63,644,829
2083	9,897,842	4,593,659	5,304,184	3,867,911	10.3553	40,053,383	7,824,307	218,856	7,605,451	5,546,040	4.9768	27,601,530	0	0	1.0000	0	12,909,635	9,413,951	67,654,913
2084	9,819,466	4,593,659	5,225,807	3,810,758	10.7467	40,953,073	7,529,263	218,856	7,310,407	5,330,888	5.1052	27,215,248	0	0	1.0000	0	12,536,214	9,141,646	68,168,321
2085	39,676,591	4,593,659	35,082,933	25,583,141	11.1529	285,326,213	12,697,436	218,856	12,478,580	9,099,618	5.2369	47,653,787	0	0	1.0000	0	47,561,512	34,682,759	332,980,000
2086	55,815,103	4,593,659	51,221,444	37,351,650	11.5745	432,326,674	42,475,319	218,856	42,256,463	30,814,216	5.3720	165,533,966	0	0	1.0000	0	93,477,907	68,165,866	597,860,640
2087	66,537,269	4,593,659	61,943,610	45,170,457	12.0120	542,587,534	125,134,324	218,856	124,915,468	91,090,733	5.5106	501,964,592	0	0	1.0000	0	186,859,078	136,261,190	1,044,552,126
2088	59,339,865	4,593,659	54,746,207	39,921,974	12.4661	497,671,321	44,118,942	218,856	43,900,086	32,012,777	5.6528	180,961,824	0	0	1.0000	0	98,646,292	71,934,751	678,633,145
2089	57,778,447	4,593,659	53,184,788	38,783,358	12.9373	501,751,939	42,716,760	218,856	42,497,904	30,990,279	5.7986	179,700,234	0	0	1.0000	0	95,682,693	69,773,637	681,452,172
2090	32,387,928	4,593,659	27,794,269	20,268,109	13.4263	272,125,715	22,725,232	218,856	22,506,376	16,412,077	5.9482	97,622,316	0	0	1.0000	0	50,300,645	36,680,186	369,748,031
2091	18,561,392	4,593,659	13,967,733	10,185,536	13.9338	141,923,226	17,157,289	218,856	16,938,433	12,351,827	6.1017	75,367,145	0	0	1.0000	0	30,906,166	22,537,364	217,290,371
2092	7,780,529	-	7,780,529	5,673,709	14.4605	82,044,673	7,191,960	-	7,191,960	5,244,514	6.2591	32,825,935	0	0	1.0000	0	14,972,488	10,918,223	114,870,608
	$1,027,202,630	$248,057,566	$779,145,064	$568,167,384		$3,927,120,289	$914,712,587	$11,818,224	$902,894,363	$658,407,725		$2,260,867,138	$0	$0		$0	$1,682,039,427	$1,226,575,109	$6,187,987,426

Xcel Energy
Nuclear Decommissioning Accrual
60-Year Decommissioning Period
DECON Method - No Recasking

Docket No. E002/M-20-___
Schedule E.6
Page 4 of 11

AMOUNT TO RECOVER

	LABOR						NON-LABOR						PIIC Payment						
	Cost Estimate Nominal $s	DOE Reimbursement Estimate Nominal $s	Adjusted Estimate Nominal $s	Jurisdictional Cost in Nominal $s	Escalation Factor	Jurisdictional Cost in Future $'s	Cost Estimate Nominal $s	DOE Reimbursement Estimate Nominal $s	Adjusted Estimate Nominal $s	Jurisdictional Cost in Nominal $s	Escalation Factor	Jurisdictional Cost in Future $'s	Cost Estimate Nominal $s	Jurisdictional Cost in Nominal $s	Escalation Factor	Jurisdictional Cost in Future $'s	Total Cost Estimate Nominal $s	Total Jurisdictional Cost in Nominal $s	Total Jurisdictional Cost in Future $'s
Prairie Island Unit 1																			
Factors	*2020*			*72.9219%*	*3.78%*						*2.58%*				*0.00%*				
2033	$19,045,472	$0	$19,045,472	$13,888,320	1.6199	$22,497,690	$4,605,809	$0	$4,605,809	$3,358,643	1.3926	$4,677,247	$1,250,000	$911,524	1.0000	$911,524	$24,901,281	$18,158,487	$28,086,460
2034	48,160,248	-	48,160,248	35,119,368	1.6811	59,039,169	31,987,372	-	31,987,372	23,325,799	1.4285	33,320,904	$1,250,000	$911,524	1.0000	$911,524	81,397,620	59,356,691	93,271,597
2035	19,352,822	-	19,352,822	14,112,446	1.7446	24,620,573	29,743,385	-	29,743,385	21,689,441	1.4653	31,781,538	$1,250,000	$911,524	1.0000	$911,524	50,346,207	36,713,411	57,313,635
2036	16,219,236	-	16,219,236	11,827,375	1.8106	21,414,646	30,569,270	-	30,569,270	22,291,692	1.5032	33,508,872	$1,250,000	$911,524	1.0000	$911,524	48,038,506	35,030,591	55,835,041
2037	16,174,921	-	16,174,921	11,795,060	1.8790	22,162,918	30,482,332	-	30,482,332	22,228,296	1.5419	34,273,809	$1,250,000	$911,524	1.0000	$911,524	47,907,253	34,934,879	57,348,250
2038	14,211,739	-	14,211,739	10,363,470	1.9501	20,209,803	26,102,637	-	26,102,637	19,034,539	1.5817	30,106,930	$1,250,000	$911,524	1.0000	$911,524	41,564,376	30,309,533	51,228,257
2039	4,978,646	-	4,978,646	3,630,523	2.0238	7,347,452	5,504,385	-	5,504,385	4,013,902	1.6225	6,512,556	$1,250,000	$911,524	1.0000	$911,524	11,733,031	8,555,949	14,771,532
2040	4,992,286	-	4,992,286	3,640,470	2.1003	7,646,078	5,522,890	-	5,522,890	4,027,397	1.6644	6,703,199	$1,250,000	$911,524	1.0000	$911,524	11,765,176	8,579,390	15,260,801
2041	4,978,646	2,315,817	2,662,828	1,941,785	2.1797	4,232,509	5,504,385	109,428	5,394,957	3,934,105	1.7073	6,716,698	$1,250,000	$911,524	1.0000	$911,524	9,307,786	6,787,414	11,860,731
2042	4,978,646	2,315,817	2,662,828	1,941,785	2.2620	4,392,318	5,504,385	109,428	5,394,957	3,934,105	1.7514	6,890,192	$1,250,000	$911,524	1.0000	$911,524	9,307,786	6,787,414	12,194,034
2043	4,978,646	2,315,817	2,662,828	1,941,785	2.3475	4,558,340	5,504,385	109,428	5,394,957	3,934,105	1.7966	7,068,013	$1,250,000	$911,524	1.0000	$911,524	9,307,786	6,787,414	12,537,878
2044	4,992,286	2,315,817	2,676,469	1,951,732	2.4363	4,755,004	5,522,890	109,428	5,413,462	3,947,600	1.8429	7,275,031	$1,250,000	$911,524	1.0000	$911,524	9,339,931	6,810,855	12,941,559
2045	4,978,646	2,315,817	2,662,828	1,941,785	2.5284	4,909,609	5,504,385	109,428	5,394,957	3,934,105	1.8905	7,437,426	$1,250,000	$911,524	1.0000	$911,524	9,307,786	6,787,414	13,258,559
2046	4,978,646	2,315,817	2,662,828	1,941,785	2.6239	5,095,050	5,504,385	109,428	5,394,957	3,934,105	1.9392	7,629,017	$1,250,000	$911,524	1.0000	$911,524	9,307,786	6,787,414	13,635,590
2047	4,978,646	2,315,817	2,662,828	1,941,785	2.7231	5,287,675	5,504,385	109,428	5,394,957	3,934,105	1.9893	7,826,116	$1,250,000	$911,524	1.0000	$911,524	9,307,786	6,787,414	14,025,314
2048	4,992,286	2,315,817	2,676,469	1,951,732	2.8261	5,515,789	5,522,890	109,428	5,413,462	3,947,600	2.0406	8,055,472	$1,250,000	$911,524	1.0000	$911,524	9,339,931	6,810,855	14,482,784
2049	4,978,646	2,315,817	2,662,828	1,941,785	2.9329	5,695,061	5,504,385	109,428	5,394,957	3,934,105	2.0932	8,234,869	$1,250,000	$911,524	1.0000	$911,524	9,307,786	6,787,414	14,841,454
2050	4,978,646	2,315,817	2,662,828	1,941,785	3.0438	5,910,405	5,504,385	109,428	5,394,957	3,934,105	2.1472	8,447,311	$1,250,000	$911,524	1.0000	$911,524	9,307,786	6,787,414	15,269,240
2051	4,978,646	2,315,817	2,662,828	1,941,785	3.1588	6,133,711	5,504,385	109,428	5,394,957	3,934,105	2.2026	8,665,260	$1,250,000	$911,524	1.0000	$911,524	9,307,786	6,787,414	15,710,495
2052	5,096,073	2,315,817	2,780,256	2,027,416	3.2782	6,646,274	5,834,253	109,428	5,724,825	4,174,651	2.2595	9,432,624	$1,250,000	$911,524	1.0000	$911,524	9,755,081	7,113,590	16,990,421
2053	5,186,221	2,315,817	2,870,403	2,093,153	3.4021	7,121,115	6,127,110	109,428	6,017,682	4,388,208	2.3178	10,170,989	$1,250,000	$911,524	1.0000	$911,524	10,138,086	7,392,885	18,203,627
2054	5,186,221	2,315,817	2,870,403	2,093,153	3.5307	7,390,294	6,127,110	109,428	6,017,682	4,388,208	2.3776	10,433,404	$1,250,000	$911,524	1.0000	$911,524	10,138,086	7,392,885	18,735,222
2055	5,238,114	2,315,817	2,922,297	2,130,995	3.6642	7,808,390	6,282,791	109,428	6,173,363	4,501,734	2.4389	10,979,279	$1,250,000	$911,524	1.0000	$911,524	10,345,661	7,544,252	19,699,193
2056	5,147,967	2,315,817	2,832,150	2,065,257	3.8027	7,853,554	5,989,934	109,428	5,880,506	4,288,177	2.5018	10,728,161	$1,250,000	$911,524	1.0000	$911,524	9,962,656	7,264,958	19,493,239
2057	5,290,008	2,315,817	2,974,191	2,168,837	3.9464	8,559,096	6,438,473	109,428	6,329,045	4,615,260	2.5664	11,844,602	$1,250,000	$911,524	1.0000	$911,524	10,553,236	7,695,620	21,315,222
2058	5,134,327	2,315,817	2,818,510	2,055,311	4.0956	8,417,731	5,971,429	109,428	5,862,001	4,274,682	2.6326	11,253,529	$1,250,000	$911,524	1.0000	$911,524	9,930,511	7,241,517	20,582,784
2059	5,082,433	2,315,817	2,766,616	2,017,469	4.2504	8,575,050	5,815,748	109,428	5,706,320	4,161,157	2.7005	11,237,204	$1,250,000	$911,524	1.0000	$911,524	9,722,936	7,090,149	20,723,777
2060	5,199,861	2,315,817	2,884,044	2,103,099	4.4111	9,276,982	6,145,615	109,428	6,036,187	4,401,702	2.7702	12,193,596	$1,250,000	$911,524	1.0000	$911,524	10,170,231	7,416,326	22,382,101
2061	5,186,221	2,315,817	2,870,403	2,093,153	4.5778	9,582,034	6,127,110	109,428	6,017,682	4,388,208	2.8416	12,469,532	$1,250,000	$911,524	1.0000	$911,524	10,138,086	7,392,885	22,963,090
2062	5,134,327	2,315,817	2,818,510	2,055,311	4.7509	9,764,576	5,971,429	109,428	5,862,001	4,274,682	2.9150	12,460,699	$1,250,000	$911,524	1.0000	$911,524	9,930,511	7,241,517	23,136,799
2063	5,186,221	2,315,817	2,870,403	2,093,153	4.9305	10,320,289	6,127,110	109,428	6,017,682	4,388,208	2.9902	13,121,620	$1,250,000	$911,524	1.0000	$911,524	10,138,086	7,392,885	24,353,433
2064	5,199,861	2,315,817	2,884,044	2,103,099	5.1168	10,761,139	6,145,615	109,428	6,036,187	4,401,702	3.0673	13,501,342	$1,250,000	$911,524	1.0000	$911,524	10,170,231	7,416,326	25,174,004
2065	5,134,327	2,315,817	2,818,510	2,055,311	5.3103	10,914,317	5,971,429	109,428	5,862,001	4,274,682	3.1465	13,450,288	$1,250,000	$911,524	1.0000	$911,524	9,930,511	7,241,517	25,276,129
2066	5,186,221	2,315,817	2,870,403	2,093,153	5.5110	11,535,365	6,127,110	109,428	6,017,682	4,388,208	3.2276	14,163,381	$1,250,000	$911,524	1.0000	$911,524	10,138,086	7,392,885	26,610,269
2067	5,186,221	2,315,817	2,870,403	2,093,153	5.7193	11,971,368	6,127,110	109,428	6,017,682	4,388,208	3.3109	14,528,918	$1,250,000	$911,524	1.0000	$911,524	10,138,086	7,392,885	27,411,810
2068	5,147,967	2,315,817	2,832,150	2,065,257	5.9355	12,258,336	5,989,934	109,428	5,880,506	4,288,177	3.3963	14,563,935	$1,250,000	$911,524	1.0000	$911,524	9,962,656	7,264,958	27,733,794
2069	5,186,221	2,315,817	2,870,403	2,093,153	6.1598	12,893,402	6,127,110	109,428	6,017,682	4,388,208	3.4840	15,288,517	$1,250,000	$911,524	1.0000	$911,524	10,138,086	7,392,885	29,093,443
2070	5,186,221	2,315,817	2,870,403	2,093,153	6.3927	13,380,897	6,127,110	109,428	6,017,682	4,388,208	3.5738	15,682,578	$1,250,000	$911,524	1.0000	$911,524	10,138,086	7,392,885	29,974,999
2071	5,186,221	2,315,817	2,870,403	2,093,153	6.6343	13,886,603	6,127,110	109,428	6,017,682	4,388,208	3.6660	16,087,171	$1,250,000	$911,524	1.0000	$911,524	10,138,086	7,392,885	30,885,298
2072	5,199,861	2,315,817	2,884,044	2,103,099	6.8851	14,480,049	6,145,615	109,428	6,036,187	4,401,702	3.7606	16,553,042	$1,250,000	$911,524	1.0000	$911,524	10,170,231	7,416,326	31,944,615
2073	5,186,221	2,315,817	2,870,403	2,093,153	7.1454	14,956,413	6,127,110	109,428	6,017,682	4,388,208	3.8576	16,927,952	$1,250,000	$911,524	1.0000	$911,524	10,138,086	7,392,885	32,795,889
2074	5,545,964	2,315,817	3,230,146	2,355,484	7.4155	17,467,093	7,206,339	109,428	7,096,911	5,175,202	3.9572	20,479,311	$1,250,000	$911,524	1.0000	$911,524	11,577,057	8,442,210	38,857,927
2075	5,186,221	2,315,817	2,870,403	2,093,153	7.6958	16,108,485	6,127,110	109,428	6,017,682	4,388,208	4.0593	17,813,053	$1,250,000	$911,524	1.0000	$911,524	10,138,086	7,392,885	34,833,062
2076	5,199,861	2,315,817	2,884,044	2,103,099	7.9867	16,796,824	6,145,615	109,428	6,036,187	4,401,702	4.1640	18,328,689	$1,250,000	$911,524	1.0000	$911,524	10,170,231	7,416,326	36,037,036
2077	4,978,646	2,315,817	2,662,828	1,941,785	8.2886	16,094,680	5,504,385	109,428	5,394,957	3,934,105	4.2714	16,804,137	$1,250,000	$911,524	1.0000	$911,524	9,307,786	6,787,414	33,810,341
2078	4,281,843	2,315,817	1,966,026	1,433,663	8.6019	12,332,229	2,429,692	109,428	2,320,264	1,691,981	4.3816	7,413,583	$1,250,000	$911,524	1.0000	$911,524	5,536,290	4,037,168	20,657,335
2079	4,281,843	2,315,817	1,966,026	1,433,663	8.9270	12,798,313	2,429,692	109,428	2,320,264	1,691,981	4.4947	7,604,946	$1,250,000	$911,524	1.0000	$911,524	5,536,290	4,037,168	21,314,782
2080	4,293,574	-	4,293,574	3,130,956	9.2645	29,006,739	2,439,774	-	2,439,774	1,779,129	4.6106	8,202,853	$1,250,000	$911,524	1.0000	$911,524	7,983,348	5,821,609	38,121,116
2081	4,281,843	-	4,281,843	3,122,401	9.6147	30,020,951	2,429,692	-	2,429,692	1,771,778	4.7296	8,379,800	$1,250,000	$911,524	1.0000	$911,524	7,961,535	5,805,703	39,312,274
2082	4,281,843	-	4,281,843	3,122,401	9.9781	31,155,631	2,429,692	-	2,429,692	1,771,778	4.8516	8,595,957	$1,250,000	$911,524	1.0000	$911,524	7,961,535	5,805,703	40,663,112
2083	4,281,843	-	4,281,843	3,122,401	10.3553	32,333,401	2,429,692	-	2,429,692	1,771,778	4.9768	8,817,783	$1,250,000	$911,524	1.0000	$911,524	7,961,535	5,805,703	42,062,708
2084	4,293,574	-	4,293,574	3,130,956	10.7467	33,647,442	2,439,774	-	2,439,774	1,779,129	5.1052	9,082,811	$1,250,000	$911,524	1.0000	$911,524	7,983,348	5,821,609	43,641,776
2085	4,281,843	-	4,281,843	3,122,401	11.1529	34,823,828	2,429,692	-	2,429,692	1,771,778	5.2369	9,278,623	$1,250,000	$911,524	1.0000	$911,524	7,961,535	5,805,703	45,013,975
2086	4,281,843	-	4,281,843	3,122,401	11.5745	36,140,233	2,429,692	-	2,429,692	1,771,778	5.3720	9,517,990	$1,250,000	$911,524	1.0000	$911,524	7,961,535	5,805,703	46,569,746
2087	27,710,339	-	27,710,339	20,206,906	12.0120	242,725,350	7,488,858	-	7,488,858	5,461,018	5.5106	30,093,484	$1,250,000	$911,524	1.0000	$911,524	36,449,197	26,579,447	273,730,357
2088	49,590,360	-	49,590,360	36,162,233	12.4661	450,802,013	13,943,476	-	13,943,476	10,167,847	5.6528	57,476,808	$1,250,000	$911,524	1.0000	$911,524	64,783,836	47,241,604	509,190,345
2089	56,167,351	-	56,167,351	40,958,300	12.9373	529,889,813	70,862,246	-	70,862,246	51,674,096	5.7986	299,637,412	$1,250,000	$911,524	1.0000	$911,524	128,279,597	93,543,919	830,438,749
2090	42,752,751	-	42,752,751	31,176,119	13.4263	418,579,920	47,610,082	-	47,610,082	34,718,176	5.9482	206,510,657	$1,250,000	$911,524	1.0000	$911,524	91,612,833	66,805,819	626,002,100
2091	37,335,317	-	37,335,317	27,225,622	13.9338	379,356,374	38,219,785	-	38,219,785	27,870,593	6.1017	170,058,000	$1,250,000	$911,524	1.0000	$911,524	76,805,102	56,007,739	550,325,898
2092	7,675,003	-	7,675,003	5,596,758	14.4605	80,931,914	4,061,439	-	4,061,439	2,961,678	6.2591	18,537,441	$1,250,000	$911,524	1.0000	$911,524	12,986,441	9,469,960	100,380,879
2093	18,856,603	-	18,856,603	13,750,593	15.0071	206,356,532	5,635,957	-	5,635,957	4,109,847	6.4206	26,387,685	$1,250,000	$911,524	1.0000	$911,524	25,742,561	18,771,964	233,655,740
2094	13,636,457	-	13,636,457	9,943,963	15.5744	154,871,261	9,497,275	-	9,497,275	6,925,593	6.5863	45,614,034	$1,250,000	$911,524	1.0000	$911,524	24,383,731	17,781,080	201,396,819
2095	9,863,081	-	9,863,081	7,192,346	16.1631	116,250,608	6,523,371	-	6,523,371	4,756,966	6.7562	32,139,016	$1,250,000	$911,524	1.0000	$911,524	17,636,452	12,860,836	149,301,147
	$634,853,080	$90,316,867	$544,536,213	$397,086,153		$3,368,266,706	$609,790,023	$4,267,692	$605,522,331	$441,558,389		$1,588,976,895	$78,750,000	$57,425,996		$57,425,996	$1,228,808,545	$896,070,538	$5,014,669,597

Xcel Energy
Nuclear Decommissioning Accrual
60-Year Decommissioning Period
DECON Method - No Recasking

Docket No. E002/M-20-___
Schedule E.6
Page 5 of 11

AMOUNT TO RECOVER

	LABOR						NON-LABOR						PIIC Payment						
	Cost Estimate Nominal $s	DOE Reimbursement Estimate Nominal $s	Adjusted Estimate Nominal $s	Jurisdictional Cost in Nominal $s	Escalation Factor	Jurisdictional Cost in Future $'s	Cost Estimate Nominal $s	DOE Reimbursement Estimate Nominal $s	Adjusted Estimate Nominal $s	Jurisdictional Cost in Nominal $s	Escalation Factor	Jurisdictional Cost in Future $'s	Cost Estimate Nominal $s	Jurisdictional Cost in Nominal $s	Escalation Factor	Jurisdictional Cost in Future $'s	Total Cost Estimate Nominal $s	Total Jurisdictional Cost in Nominal $s	Total Jurisdictional Cost in Future $'s
Prairie Island Unit 2																			
Factors	*2020*			*72.9219%*	*3.78%*						*2.58%*				*0.00%*				
2034	$7,647,937	$0	$7,647,937	$5,577,021	1.6811	$9,375,530	$3,153,295	$0	$3,153,295	$2,299,443	1.4285	$3,284,754	$1,250,000	$911,524	1.0000	$911,524	$12,051,232	$8,787,987	$13,571,807
2035	47,107,095	-	47,107,095	34,351,389	1.7446	59,929,433	33,895,893	-	33,895,893	24,717,529	1.4653	36,218,596	1,250,000	911,524	1.0000	911,524	82,252,988	59,980,442	97,059,552
2036	32,147,720	-	32,147,720	23,442,728	1.8106	42,445,404	36,619,839	-	36,619,839	26,703,883	1.5032	40,141,276	1,250,000	911,524	1.0000	911,524	70,017,560	51,058,135	83,498,204
2037	23,063,971	-	23,063,971	16,818,686	1.8790	31,602,310	35,585,229	-	35,585,229	25,949,425	1.5419	40,011,419	1,250,000	911,524	1.0000	911,524	59,899,200	43,679,635	72,525,253
2038	19,902,648	-	19,902,648	14,513,389	1.9501	28,302,561	30,311,879	-	30,311,879	22,103,998	1.5817	34,961,894	1,250,000	911,524	1.0000	911,524	51,464,527	37,528,911	64,175,978
2039	5,034,555	-	5,034,555	3,671,293	2.0238	7,429,963	5,510,653	-	5,510,653	4,018,473	1.6225	6,519,972	1,250,000	911,524	1.0000	911,524	11,795,208	8,601,290	14,861,459
2040	5,048,348	-	5,048,348	3,681,351	2.1003	7,731,942	5,529,175	-	5,529,175	4,031,980	1.6644	6,710,827	1,250,000	911,524	1.0000	911,524	11,827,523	8,624,855	15,354,293
2041	5,034,555	-	5,034,555	3,671,293	2.1797	8,002,318	5,510,653	-	5,510,653	4,018,473	1.7073	6,860,738	1,250,000	911,524	1.0000	911,524	11,795,208	8,601,290	15,774,580
2042	5,034,555	2,315,817	2,718,738	1,982,555	2.2620	4,484,540	5,510,653	109,428	5,401,225	3,938,676	1.7514	6,898,197	1,250,000	911,524	1.0000	911,524	9,369,963	6,832,755	12,294,260
2043	5,034,555	2,315,817	2,718,738	1,982,555	2.3475	4,654,048	5,510,653	109,428	5,401,225	3,938,676	1.7966	7,076,225	1,250,000	911,524	1.0000	911,524	9,369,963	6,832,755	12,641,797
2044	5,048,348	2,315,817	2,732,531	1,992,614	2.4363	4,854,604	5,529,175	109,428	5,419,747	3,952,183	1.8429	7,283,477	1,250,000	911,524	1.0000	911,524	9,402,278	6,856,320	13,049,606
2045	5,034,555	2,315,817	2,718,738	1,982,555	2.5284	5,012,693	5,510,653	109,428	5,401,225	3,938,676	1.8905	7,446,066	1,250,000	911,524	1.0000	911,524	9,369,963	6,832,755	13,370,283
2046	5,034,555	2,315,817	2,718,738	1,982,555	2.6239	5,202,027	5,510,653	109,428	5,401,225	3,938,676	1.9392	7,637,880	1,250,000	911,524	1.0000	911,524	9,369,963	6,832,755	13,751,430
2047	5,034,555	2,315,817	2,718,738	1,982,555	2.7231	5,398,696	5,510,653	109,428	5,401,225	3,938,676	1.9893	7,835,208	1,250,000	911,524	1.0000	911,524	9,369,963	6,832,755	14,145,428
2048	5,048,348	2,315,817	2,732,531	1,992,614	2.8261	5,631,325	5,529,175	109,428	5,419,747	3,952,183	2.0406	8,064,824	1,250,000	911,524	1.0000	911,524	9,402,278	6,856,320	14,607,673
2049	5,034,555	2,315,817	2,718,738	1,982,555	2.9329	5,814,636	5,510,653	109,428	5,401,225	3,938,676	2.0932	8,244,436	1,250,000	911,524	1.0000	911,524	9,369,963	6,832,755	14,970,596
2050	5,034,555	2,315,817	2,718,738	1,982,555	3.0438	6,034,502	5,510,653	109,428	5,401,225	3,938,676	2.1472	8,457,125	1,250,000	911,524	1.0000	911,524	9,369,963	6,832,755	15,403,150
2051	5,034,555	2,315,817	2,718,738	1,982,555	3.1588	6,262,496	5,510,653	109,428	5,401,225	3,938,676	2.2026	8,675,327	1,250,000	911,524	1.0000	911,524	9,369,963	6,832,755	15,849,346
2052	5,048,348	2,315,817	2,732,531	1,992,614	3.2782	6,532,186	5,529,175	109,428	5,419,747	3,952,183	2.2595	8,929,957	1,250,000	911,524	1.0000	911,524	9,402,278	6,856,320	16,373,666
2053	5,138,342	2,315,817	2,822,525	2,058,239	3.4021	7,002,335	5,822,015	109,428	5,712,587	4,165,727	2.3178	9,655,322	1,250,000	911,524	1.0000	911,524	9,785,113	7,135,490	17,569,181
2054	5,242,130	2,315,817	2,926,313	2,133,923	3.5307	7,534,242	6,133,378	109,428	6,023,950	4,392,779	2.3776	10,444,271	1,250,000	911,524	1.0000	911,524	10,200,263	7,438,225	18,890,036
2055	5,242,130	2,315,817	2,926,313	2,133,923	3.6642	7,819,120	6,133,378	109,428	6,023,950	4,392,779	2.4389	10,713,548	1,250,000	911,524	1.0000	911,524	10,200,263	7,438,225	19,444,192
2056	5,307,817	2,315,817	2,992,000	2,181,823	3.8027	8,296,819	6,307,581	109,428	6,198,153	4,519,811	2.5018	11,307,664	1,250,000	911,524	1.0000	911,524	10,440,153	7,613,158	20,516,006
2057	5,190,236	2,315,817	2,874,419	2,096,081	3.9464	8,271,974	5,977,697	109,428	5,868,269	4,279,253	2.5664	10,982,275	1,250,000	911,524	1.0000	911,524	9,992,688	7,286,858	20,165,772
2058	5,345,917	2,315,817	3,030,100	2,209,607	4.0956	9,049,665	6,444,740	109,428	6,335,312	4,619,830	2.6326	12,162,165	1,250,000	911,524	1.0000	911,524	10,615,413	7,740,961	22,123,354
2059	5,190,236	2,315,817	2,874,419	2,096,081	4.2504	8,909,183	5,977,697	109,428	5,868,269	4,279,253	2.7005	11,556,123	1,250,000	911,524	1.0000	911,524	9,992,688	7,286,858	21,376,829
2060	5,152,136	2,315,817	2,836,319	2,068,297	4.4111	9,123,467	5,840,538	109,428	5,731,110	4,179,234	2.7702	11,577,314	1,250,000	911,524	1.0000	911,524	9,817,428	7,159,055	21,612,305
2061	5,242,130	2,315,817	2,926,313	2,133,923	4.5778	9,768,672	6,133,378	109,428	6,023,950	4,392,779	2.8416	12,482,520	1,250,000	911,524	1.0000	911,524	10,200,263	7,438,225	23,162,716
2062	5,242,130	2,315,817	2,926,313	2,133,923	4.7509	10,138,054	6,133,378	109,428	6,023,950	4,392,779	2.9150	12,804,950	1,250,000	911,524	1.0000	911,524	10,200,263	7,438,225	23,854,528
2063	5,190,236	2,315,817	2,874,419	2,096,081	4.9305	10,334,727	5,977,697	109,428	5,868,269	4,279,253	2.9902	12,795,822	1,250,000	911,524	1.0000	911,524	9,992,688	7,286,858	24,042,073
2064	5,255,923	2,315,817	2,940,106	2,143,981	5.1168	10,970,323	6,151,900	109,428	6,042,472	4,406,285	3.0673	13,515,399	1,250,000	911,524	1.0000	911,524	10,232,578	7,461,790	25,397,246
2065	5,242,130	2,315,817	2,926,313	2,133,923	5.3103	11,331,771	6,133,378	109,428	6,023,950	4,392,779	3.1465	13,821,878	1,250,000	911,524	1.0000	911,524	10,200,263	7,438,225	26,065,172
2066	5,190,236	2,315,817	2,874,419	2,096,081	5.5110	11,551,502	5,977,697	109,428	5,868,269	4,279,253	3.2276	13,811,717	1,250,000	911,524	1.0000	911,524	9,992,688	7,286,858	26,274,743
2067	5,242,130	2,315,817	2,926,313	2,133,923	5.7193	12,204,545	6,133,378	109,428	6,023,950	4,392,779	3.3109	14,544,051	1,250,000	911,524	1.0000	911,524	10,200,263	7,438,225	27,660,120
2068	5,255,923	2,315,817	2,940,106	2,143,981	5.9355	12,725,601	6,151,900	109,428	6,042,472	4,406,285	3.3963	14,965,067	1,250,000	911,524	1.0000	911,524	10,232,578	7,461,790	28,602,192
2069	5,190,236	2,315,817	2,874,419	2,096,081	6.1598	12,911,440	5,977,697	109,428	5,868,269	4,279,253	3.4840	14,908,917	1,250,000	911,524	1.0000	911,524	9,992,688	7,286,858	28,731,880
2070	5,242,130	2,315,817	2,926,313	2,133,923	6.3927	13,641,529	6,133,378	109,428	6,023,950	4,392,779	3.5738	15,698,912	1,250,000	911,524	1.0000	911,524	10,200,263	7,438,225	30,251,965
2071	5,242,130	2,315,817	2,926,313	2,133,923	6.6343	14,157,085	6,133,378	109,428	6,023,950	4,392,779	3.6660	16,103,927	1,250,000	911,524	1.0000	911,524	10,200,263	7,438,225	31,172,535
2072	5,255,923	2,315,817	2,940,106	2,143,981	6.8851	14,761,525	6,151,900	109,428	6,042,472	4,406,285	3.7606	16,570,277	1,250,000	911,524	1.0000	911,524	10,232,578	7,461,790	32,243,326
2073	5,242,130	2,315,817	2,926,313	2,133,923	7.1454	15,247,733	6,133,378	109,428	6,023,950	4,392,779	3.8576	16,945,583	1,250,000	911,524	1.0000	911,524	10,200,263	7,438,225	33,104,839
2074	5,242,130	2,315,817	2,926,313	2,133,923	7.4155	15,824,105	6,133,378	109,428	6,023,950	4,392,779	3.9572	17,383,104	1,250,000	911,524	1.0000	911,524	10,200,263	7,438,225	34,118,733
2075	5,601,873	2,315,817	3,286,056	2,396,254	7.6958	18,441,094	7,212,607	109,428	7,103,179	5,179,773	4.0593	21,026,252	1,250,000	911,524	1.0000	911,524	11,639,235	8,487,551	40,378,870
2076	5,255,923	2,315,817	2,940,106	2,143,981	7.9867	17,123,335	6,151,900	109,428	6,042,472	4,406,285	4.1640	18,347,773	1,250,000	911,524	1.0000	911,524	10,232,578	7,461,790	36,382,631
2077	5,242,130	2,315,817	2,926,313	2,133,923	8.2886	17,687,233	6,133,378	109,428	6,023,950	4,392,779	4.2714	18,763,315	1,250,000	911,524	1.0000	911,524	10,200,263	7,438,225	37,362,072
2078	825,394	2,315,817	(1,490,424)	(1,086,845)	8.6019	(9,348,933)	2,443,380	109,428	2,333,952	1,701,962	4.3816	7,457,318	1,250,000	911,524	1.0000	911,524	2,093,529	1,526,641	(980,091)
2079	825,394	2,315,817	(1,490,424)	(1,086,845)	8.9270	(9,702,267)	2,443,380	109,428	2,333,952	1,701,962	4.4947	7,649,810	1,250,000	911,524	1.0000	911,524	2,093,529	1,526,641	(1,140,932)
2080	827,655	-	827,655	603,542	9.2645	5,591,512	2,453,499	-	2,453,499	1,789,138	4.6106	8,249,001	1,250,000	911,524	1.0000	911,524	4,531,154	3,304,204	14,752,037
2081	825,394	-	825,394	601,893	9.6147	5,787,018	2,443,380	-	2,443,380	1,781,759	4.7296	8,427,009	1,250,000	911,524	1.0000	911,524	4,518,774	3,295,176	15,125,550
2082	825,394	-	825,394	601,893	9.9781	6,005,745	2,443,380	-	2,443,380	1,781,759	4.8516	8,644,384	1,250,000	911,524	1.0000	911,524	4,518,774	3,295,176	15,561,653
2083	825,394	-	825,394	601,893	10.3553	6,232,779	2,443,380	-	2,443,380	1,781,759	4.9768	8,867,460	1,250,000	911,524	1.0000	911,524	4,518,774	3,295,176	16,011,763
2084	827,655	-	827,655	603,542	10.7467	6,486,082	2,453,499	-	2,453,499	1,789,138	5.1052	9,133,908	1,250,000	911,524	1.0000	911,524	4,531,154	3,304,204	16,531,514
2085	825,394	-	825,394	601,893	11.1529	6,712,849	2,443,380	-	2,443,380	1,781,759	5.2369	9,330,896	1,250,000	911,524	1.0000	911,524	4,518,774	3,295,176	16,955,268
2086	825,394	-	825,394	601,893	11.5745	6,966,607	2,443,380	-	2,443,380	1,781,759	5.3720	9,571,611	1,250,000	911,524	1.0000	911,524	4,518,774	3,295,176	17,449,742
2087	825,394	-	825,394	601,893	12.0120	7,229,935	2,443,380	-	2,443,380	1,781,759	5.5106	9,818,563	1,250,000	911,524	1.0000	911,524	4,518,774	3,295,176	17,960,022
2088	23,100,812	-	23,100,812	16,845,551	12.4661	209,998,323	8,375,947	-	8,375,947	6,107,900	5.6528	34,526,737	1,250,000	911,524	1.0000	911,524	32,726,759	23,864,975	245,436,584
2089	37,590,931	-	37,590,931	27,412,021	12.9373	354,637,545	25,830,091	-	25,830,091	18,835,793	5.7986	109,221,231	1,250,000	911,524	1.0000	911,524	64,671,023	47,159,338	464,770,299
2090	56,571,425	-	56,571,425	41,252,958	13.4263	553,874,592	71,151,529	-	71,151,529	51,885,046	5.9482	308,622,634	1,250,000	911,524	1.0000	911,524	128,972,954	94,049,528	863,408,749
2091	57,871,968	-	57,871,968	42,201,339	13.9338	588,025,016	47,392,552	-	47,392,552	34,559,549	6.1017	210,872,002	1,250,000	911,524	1.0000	911,524	106,514,520	77,672,412	799,808,542
2092	53,927,256	-	53,927,256	39,324,779	14.4605	568,655,972	39,417,044	-	39,417,044	28,743,658	6.2591	179,909,427	1,250,000	911,524	1.0000	911,524	94,594,300	68,979,961	749,476,923
2093	23,982,620	-	23,982,620	17,488,582	15.0071	262,452,906	8,685,533	-	8,685,533	6,333,655	6.4206	40,665,868	1,250,000	911,524	1.0000	911,524	33,918,153	24,733,762	304,030,297
2094	16,407,250	-	16,407,250	11,964,478	15.5744	186,339,572	16,997,622	-	16,997,622	12,394,989	6.5863	81,637,117	1,250,000	911,524	1.0000	911,524	34,654,872	25,270,991	268,888,213
2095	11,867,162	-	11,867,162	8,653,760	16.1631	139,871,583	11,948,280	-	11,948,280	8,712,913	6.7562	58,866,183	1,250,000	911,524	1.0000	911,524	25,065,442	18,278,196	199,649,290
	$621,170,583	$88,001,050	$533,169,533	$388,797,354		$3,445,345,126	$624,632,724	$4,158,264	$620,474,460	$452,461,765		$1,725,617,500	$77,500,000	$56,514,473		$56,514,473	$1,231,143,993	$897,773,592	$5,227,477,099
	$2,283,226,293	$426,375,483	$1,856,850,810	$1,354,050,891		$10,740,732,121	$2,149,135,334	$20,244,179	$2,128,891,155	$1,552,427,879		$5,575,461,533	$156,250,000	$113,940,469		$113,940,469	$4,141,991,965	$3,020,419,239	$16,430,134,122

Xcel Energy
Nuclear Decommissioning Accrual
60-Year Decommissioning Period
DECON Method - No Recasking

Docket No. E002/M-20-___
Schedule E.6
Page 6 of 11

EXTERNAL FUND CALCULATION

Monticello

External Levelized

	Beginning Balance	Assumed Interest	Decommissioning Payment	Annuity	Ending Balance
2020	$757,935,327	$15,073,411	$0	$6,696,113	$779,704,851
2021	779,704,851	31,044,753	-	8,507,110	819,256,714
2022	819,256,714	32,969,284	-	26,601,947	878,827,945
2023	878,827,945	35,328,305	-	26,601,947	940,758,196
2024	940,758,196	37,780,743	-	26,601,947	1,005,140,886
2025	1,005,140,886	40,330,298	-	26,601,947	1,072,073,130
2026	1,072,073,130	42,980,815	-	26,601,947	1,141,655,891
2027	1,141,655,891	45,736,292	-	26,601,947	1,213,994,130
2028	1,213,994,130	48,600,886	-	26,601,947	1,289,196,963
2029	1,289,196,963	51,578,918	-	26,601,947	1,367,377,827
2030	1,367,377,827	51,788,494	(28,324,716)	19,951,460	1,410,793,065
2031	1,410,793,065	53,045,819	(124,607,386)	-	1,339,231,499
2032	1,339,231,499	50,355,104	(112,484,338)	-	1,277,102,265
2033	1,277,102,265	48,019,045	(118,051,101)	-	1,207,070,210
2034	1,207,070,210	45,385,840	(88,877,610)	-	1,163,578,439
2035	1,163,578,439	43,750,549	(18,244,578)	-	1,189,084,410
2036	1,189,084,410	44,709,574	(18,909,383)	-	1,214,884,601
2037	1,214,884,601	45,679,661	(19,491,081)	-	1,241,073,182
2038	1,241,073,182	46,664,352	(13,362,493)	-	1,274,375,040
2039	1,274,375,040	47,916,501	(13,787,359)	-	1,308,504,182
2040	1,308,504,182	49,199,757	(14,285,191)	-	1,343,418,748
2041	1,343,418,748	50,512,545	(14,679,734)	-	1,379,251,559
2042	1,379,251,559	51,859,859	(15,148,008)	-	1,415,963,409
2043	1,415,963,409	53,240,224	(15,631,893)	-	1,453,571,740
2044	1,453,571,740	54,654,297	(16,198,808)	-	1,492,027,230
2045	1,492,027,230	56,100,224	(16,648,371)	-	1,531,479,082
2046	1,531,479,082	57,583,613	(17,181,307)	-	1,571,881,389
2047	1,571,881,389	59,102,740	(17,732,834)	-	1,613,251,295
2048	1,613,251,295	60,658,249	(23,073,733)	-	1,650,835,811
2049	1,650,835,811	62,071,426	(18,890,581)	-	1,694,016,656
2050	1,694,016,656	63,695,026	(30,696,106)	-	1,727,015,576
2051	1,727,015,576	64,935,786	(31,656,116)	-	1,760,295,246
2052	1,760,295,246	66,187,101	(38,015,091)	-	1,788,467,257
2053	1,788,467,257	67,246,369	(43,185,054)	-	1,812,528,572
2054	1,812,528,572	68,151,074	(36,127,901)	-	1,844,551,746
2055	1,844,551,746	69,355,146	(44,466,346)	-	1,869,440,545
2056	1,869,440,545	70,290,964	(48,918,929)	-	1,890,812,580
2057	1,890,812,580	71,094,553	(24,209,381)	-	1,937,697,752

Xcel Energy
Nuclear Decommissioning Accrual
60-Year Decommissioning Period
DECON Method - No Recasking

Docket No. E002/M-20-___
Schedule E.6
Page 7 of 11

EXTERNAL FUND CALCULATION

2058	1,937,697,752	72,857,435	(24,995,684)	-	1,985,559,503
2059	1,985,559,503	74,657,037	(25,808,217)	-	2,034,408,323
2060	2,034,408,323	76,493,753	(26,763,126)	-	2,084,138,951
2061	2,084,138,951	78,363,625	(27,516,222)	-	2,134,986,353
2062	2,134,986,353	80,275,487	(28,414,239)	-	2,186,847,601
2063	2,186,847,601	82,225,470	(29,341,975)	-	2,239,731,096
2064	2,239,731,096	84,213,889	(30,431,849)	-	2,293,513,136
2065	2,293,513,136	86,236,094	(31,292,457)	-	2,348,456,773
2066	2,348,456,773	88,301,975	(32,316,909)	-	2,404,441,839
2067	2,404,441,839	90,407,013	(33,376,510)	-	2,461,472,342
2068	2,461,472,342	92,551,360	(34,622,267)	-	2,519,401,435
2069	2,519,401,435	94,729,494	(35,604,496)	-	2,578,526,432
2070	2,578,526,432	96,952,594	(36,775,271)	-	2,638,703,755
2071	2,638,703,755	99,215,261	(37,985,787)	-	2,699,933,229
2072	2,699,933,229	101,517,489	(39,410,085)	-	2,762,040,634
2073	2,762,040,634	103,852,728	(40,532,188)	-	2,825,361,174
2074	2,825,361,174	106,233,580	(41,870,957)	-	2,889,723,797
2075	2,889,723,797	108,653,615	(43,255,007)	-	2,955,122,405
2076	2,955,122,405	111,112,602	(44,883,666)	-	3,021,351,341
2077	3,021,351,341	113,602,810	(46,166,082)	-	3,088,788,070
2078	3,088,788,070	116,138,431	(55,926,041)	-	3,149,000,460
2079	3,149,000,460	118,402,417	(59,456,630)	-	3,207,946,247
2080	3,207,946,247	120,618,779	(59,883,358)	-	3,268,681,668
2081	3,268,681,668	122,902,431	(61,617,817)	-	3,329,966,281
2082	3,329,966,281	125,206,732	(63,644,829)	-	3,391,528,184
2083	3,391,528,184	127,521,460	(67,654,913)	-	3,451,394,731
2084	3,451,394,731	129,772,442	(68,168,321)	-	3,512,998,852
2085	3,512,998,852	132,088,757	(332,980,000)	-	3,312,107,608
2086	3,312,107,608	124,535,246	(597,860,640)	-	2,838,782,215
2087	2,838,782,215	106,738,211	(1,044,552,126)	-	1,900,968,300
2088	1,900,968,300	71,476,408	(678,633,145)	-	1,293,811,563
2089	1,293,811,563	48,647,315	(681,452,172)	-	661,006,706
2090	661,006,706	24,853,852	(369,748,031)	-	316,112,527
2091	316,112,527	11,885,831	(217,290,371)	-	110,707,987
2092	110,707,987	4,162,620	(114,870,608)	-	0

Xcel Energy
Nuclear Decommissioning Accrual
60-Year Decommissioning Period
DECON Method - No Recasking

Docket No. E002/M-20-___
Schedule E.6
Page 8 of 11

EXTERNAL FUND CALCULATION

Prairie Island Unit 1

External Levelized

	Beginning Balance	Assumed Interest	Decommissioning Payment	Annuity	Ending Balance
2020	$437,068,622	$9,113,138	$0	$24,632	$446,206,392
2021	446,206,392	18,865,340	-	12,399,703	477,471,435
2022	477,471,435	20,373,326	-	22,195,064	520,039,825
2023	520,039,825	22,148,428	-	22,195,064	564,383,317
2024	564,383,317	23,997,551	-	22,195,064	610,575,933
2025	610,575,933	25,923,783	-	22,195,064	658,694,780
2026	658,694,780	27,930,339	-	22,195,064	708,820,184
2027	708,820,184	30,020,569	-	22,195,064	761,035,817
2028	761,035,817	32,197,961	-	22,195,064	815,428,842
2029	815,428,842	34,466,150	-	22,195,064	872,090,055
2030	872,090,055	36,828,922	-	22,195,064	931,114,042
2031	931,114,042	39,290,223	-	22,195,064	992,599,329
2032	992,599,329	41,854,159	-	22,195,064	1,056,648,552
2033	1,056,648,552	40,115,963	(28,086,460)	14,870,693	1,083,548,748
2034	1,083,548,748	40,849,788	(93,271,597)	-	1,031,126,939
2035	1,031,126,939	38,873,486	(57,313,635)	-	1,012,686,790
2036	1,012,686,790	38,178,292	(55,835,041)	-	995,030,041
2037	995,030,041	37,512,633	(57,348,250)	-	975,194,423
2038	975,194,423	36,764,830	(51,228,257)	-	960,730,996
2039	960,730,996	36,219,559	(14,771,532)	-	982,179,022
2040	982,179,022	37,028,149	(15,260,801)	-	1,003,946,370
2041	1,003,946,370	37,848,778	(11,860,731)	-	1,029,934,418
2042	1,029,934,418	38,828,528	(12,194,034)	-	1,056,568,912
2043	1,056,568,912	39,832,648	(12,537,878)	-	1,083,863,682
2044	1,083,863,682	40,861,661	(12,941,559)	-	1,111,783,784
2045	1,111,783,784	41,914,249	(13,258,559)	-	1,140,439,474
2046	1,140,439,474	42,994,568	(13,635,590)	-	1,169,798,452
2047	1,169,798,452	44,101,402	(14,025,314)	-	1,199,874,539
2048	1,199,874,539	45,235,270	(14,482,784)	-	1,230,627,025
2049	1,230,627,025	46,394,639	(14,841,454)	-	1,262,180,209
2050	1,262,180,209	47,584,194	(15,269,240)	-	1,294,495,163
2051	1,294,495,163	48,802,468	(15,710,495)	-	1,327,587,136
2052	1,327,587,136	50,050,035	(16,990,421)	-	1,360,646,750
2053	1,360,646,750	51,296,382	(18,203,627)	-	1,393,739,505
2054	1,393,739,505	52,543,979	(18,735,222)	-	1,427,548,263
2055	1,427,548,263	53,818,569	(19,699,193)	-	1,461,667,639
2056	1,461,667,639	55,104,870	(19,493,239)	-	1,497,279,270
2057	1,497,279,270	56,447,428	(21,315,222)	-	1,532,411,476
2058	1,532,411,476	57,771,913	(20,582,784)	-	1,569,600,605

Xcel Energy
Nuclear Decommissioning Accrual
60-Year Decommissioning Period
DECON Method - No Recasking

Docket No. E002/M-20-___
Schedule E.6
Page 9 of 11

EXTERNAL FUND CALCULATION

2059	1,569,600,605	59,173,943	(20,723,777)	-	1,608,050,771
2060	1,608,050,771	60,623,514	(22,382,101)	-	1,646,292,184
2061	1,646,292,184	62,065,215	(22,963,090)	-	1,685,394,308
2062	1,685,394,308	63,539,365	(23,136,799)	-	1,725,796,875
2063	1,725,796,875	65,062,542	(24,353,433)	-	1,766,505,984
2064	1,766,505,984	66,597,276	(25,174,004)	-	1,807,929,255
2065	1,807,929,255	68,158,933	(25,276,129)	-	1,850,812,059
2066	1,850,812,059	69,775,615	(26,610,269)	-	1,893,977,405
2067	1,893,977,405	71,402,948	(27,411,810)	-	1,937,968,542
2068	1,937,968,542	73,061,414	(27,733,794)	-	1,983,296,163
2069	1,983,296,163	74,770,265	(29,093,443)	-	2,028,972,985
2070	2,028,972,985	76,492,282	(29,974,999)	-	2,075,490,267
2071	2,075,490,267	78,245,983	(30,885,298)	-	2,122,850,952
2072	2,122,850,952	80,031,481	(31,944,615)	-	2,170,937,818
2073	2,170,937,818	81,844,356	(32,795,889)	-	2,219,986,285
2074	2,219,986,285	83,693,483	(38,857,927)	-	2,264,821,840
2075	2,264,821,840	85,383,783	(34,833,062)	-	2,315,372,562
2076	2,315,372,562	87,289,546	(36,037,036)	-	2,366,625,071
2077	2,366,625,071	89,221,765	(33,810,341)	-	2,422,036,496
2078	2,422,036,496	91,310,776	(20,657,335)	-	2,492,689,936
2079	2,492,689,936	93,974,411	(21,314,782)	-	2,565,349,564
2080	2,565,349,564	96,713,679	(38,121,116)	-	2,623,942,127
2081	2,623,942,127	98,922,618	(39,312,274)	-	2,683,552,471
2082	2,683,552,471	101,169,928	(40,663,112)	-	2,744,059,287
2083	2,744,059,287	103,451,035	(42,062,708)	-	2,805,447,614
2084	2,805,447,614	105,765,375	(43,641,776)	-	2,867,571,213
2085	2,867,571,213	108,107,435	(45,013,975)	-	2,930,664,673
2086	2,930,664,673	110,486,058	(46,569,746)	-	2,994,580,985
2087	2,994,580,985	112,895,703	(273,730,357)	-	2,833,746,331
2088	2,833,746,331	106,832,237	(509,190,345)	-	2,431,388,223
2089	2,431,388,223	91,663,336	(830,438,749)	-	1,692,612,810
2090	1,692,612,810	63,811,503	(626,002,100)	-	1,130,422,213
2091	1,130,422,213	42,616,917	(550,325,898)	-	622,713,232
2092	622,713,232	23,476,289	(100,380,879)	-	545,808,641
2093	545,808,641	20,576,986	(233,655,740)	-	332,729,887
2094	332,729,887	12,543,917	(201,396,819)	-	143,876,985
2095	143,876,985	5,424,162	(149,301,147)	-	(0)

Xcel Energy
Nuclear Decommissioning Accrual
60-Year Decommissioning Period
DECON Method - No Recasking

Docket No. E002/M-20-___
Schedule E.6
Page 10 of 11

EXTERNAL FUND CALCULATION

Prairie Island Unit 2

	Beginning Balance	Assumed Interest	Decommissioning Payment	Annuity	Ending Balance
2020	$487,163,479	$9,989,872	$0	$294,670	$497,448,022
2021	497,448,022	20,528,857	-	6,511,608	524,488,486
2022	524,488,486	21,811,640	-	15,005,461	561,305,588
2023	561,305,588	23,321,141	-	15,005,461	599,632,190
2024	599,632,190	24,892,532	-	15,005,461	639,530,183
2025	639,530,183	26,528,349	-	15,005,461	681,063,994
2026	681,063,994	28,231,236	-	15,005,461	724,300,690
2027	724,300,690	30,003,940	-	15,005,461	769,310,092
2028	769,310,092	31,849,326	-	15,005,461	816,164,879
2029	816,164,879	33,770,372	-	15,005,461	864,940,712
2030	864,940,712	35,770,181	-	15,005,461	915,716,355
2031	915,716,355	37,851,982	-	15,005,461	968,573,798
2032	968,573,798	40,019,138	-	15,005,461	1,023,598,397
2033	1,023,598,397	42,275,146	-	15,005,461	1,080,879,005
2034	1,080,879,005	41,092,617	(13,571,807)	12,454,533	1,120,854,347
2035	1,120,854,347	42,368,294	(97,059,552)	-	1,066,163,089
2036	1,066,163,089	40,300,965	(83,498,204)	-	1,022,965,850
2037	1,022,965,850	38,668,109	(72,525,253)	-	989,108,706
2038	989,108,706	37,388,309	(64,175,978)	-	962,321,037
2039	962,321,037	36,375,735	(14,861,459)	-	983,835,314
2040	983,835,314	37,188,975	(15,354,293)	-	1,005,669,996
2041	1,005,669,996	38,014,326	(15,774,580)	-	1,027,909,742
2042	1,027,909,742	38,854,988	(12,294,260)	-	1,054,470,470
2043	1,054,470,470	39,858,984	(12,641,797)	-	1,081,687,656
2044	1,081,687,656	40,887,793	(13,049,606)	-	1,109,525,844
2045	1,109,525,844	41,940,077	(13,370,283)	-	1,138,095,638
2046	1,138,095,638	43,020,015	(13,751,430)	-	1,167,364,223
2047	1,167,364,223	44,126,368	(14,145,428)	-	1,197,345,163
2048	1,197,345,163	45,259,647	(14,607,673)	-	1,227,997,137
2049	1,227,997,137	46,418,292	(14,970,596)	-	1,259,444,833
2050	1,259,444,833	47,607,015	(15,403,150)	-	1,291,648,698
2051	1,291,648,698	48,824,321	(15,849,346)	-	1,324,623,672
2052	1,324,623,672	50,070,775	(16,373,666)	-	1,358,320,781
2053	1,358,320,781	51,344,526	(17,569,181)	-	1,392,096,125
2054	1,392,096,125	52,621,234	(18,890,036)	-	1,425,827,323
2055	1,425,827,323	53,896,273	(19,444,192)	-	1,460,279,404
2056	1,460,279,404	55,198,561	(20,516,006)	-	1,494,961,959
2057	1,494,961,959	56,509,562	(20,165,772)	-	1,531,305,749

nal Levelized

Xcel Energy
Nuclear Decommissioning Accrual
60-Year Decommissioning Period
DECON Method - No Recasking

Docket No. E002/M-20-___
Schedule E.6
Page 11 of 11

EXTERNAL FUND CALCULATION

Extet

2058	1,531,305,749	57,883,357	(22,123,354)	-	1,567,065,752
2059	1,567,065,752	59,235,085	(21,376,829)	-	1,604,924,009
2060	1,604,924,009	60,666,128	(21,612,305)	-	1,643,977,832
2061	1,643,977,832	62,142,362	(23,162,716)	-	1,682,957,478
2062	1,682,957,478	63,615,793	(23,854,528)	-	1,722,718,743
2063	1,722,718,743	65,118,768	(24,042,073)	-	1,763,795,439
2064	1,763,795,439	66,671,468	(25,397,246)	-	1,805,069,660
2065	1,805,069,660	68,231,633	(26,065,172)	-	1,847,236,121
2066	1,847,236,121	69,825,525	(26,274,743)	-	1,890,786,903
2067	1,890,786,903	71,471,745	(27,660,120)	-	1,934,598,529
2068	1,934,598,529	73,127,824	(28,602,192)	-	1,979,124,161
2069	1,979,124,161	74,810,893	(28,731,880)	-	2,025,203,174
2070	2,025,203,174	76,552,680	(30,251,965)	-	2,071,503,889
2071	2,071,503,889	78,302,847	(31,172,535)	-	2,118,634,202
2072	2,118,634,202	80,084,373	(32,243,326)	-	2,166,475,248
2073	2,166,475,248	81,892,764	(33,104,839)	-	2,215,263,174
2074	2,215,263,174	83,736,948	(34,118,733)	-	2,264,881,389
2075	2,264,881,389	85,612,517	(40,378,870)	-	2,310,115,036
2076	2,310,115,036	87,322,348	(36,382,631)	-	2,361,054,753
2077	2,361,054,753	89,247,870	(37,362,072)	-	2,412,940,551
2078	2,412,940,551	91,209,153	980,091	-	2,505,129,795
2079	2,505,129,795	94,693,906	1,140,932	-	2,600,964,633
2080	2,600,964,633	98,316,463	(14,752,037)	-	2,684,529,060
2081	2,684,529,060	101,475,198	(15,125,550)	-	2,770,878,708
2082	2,770,878,708	104,739,215	(15,561,653)	-	2,860,056,270
2083	2,860,056,270	108,110,127	(16,011,763)	-	2,952,154,634
2084	2,952,154,634	111,591,445	(16,531,514)	-	3,047,214,565
2085	3,047,214,565	115,184,711	(16,955,268)	-	3,145,444,008
2086	3,145,444,008	118,897,783	(17,449,742)	-	3,246,892,049
2087	3,246,892,049	122,732,519	(17,960,022)	-	3,351,664,547
2088	3,351,664,547	126,692,920	(245,436,584)	-	3,232,920,882
2089	3,232,920,882	122,204,409	(464,770,299)	-	2,890,354,993
2090	2,890,354,993	109,255,419	(863,408,749)	-	2,136,201,662
2091	2,136,201,662	80,748,423	(799,808,542)	-	1,417,141,543
2092	1,417,141,543	53,567,950	(749,476,923)	-	721,232,570
2093	721,232,570	27,262,591	(304,030,297)	-	444,464,864
2094	444,464,864	16,800,772	(268,888,213)	-	192,377,423
2095	192,377,423	7,271,867	(199,649,290)	-	0

Xcel Energy
Nuclear Decommissioning Accrual
100-Year Decommissioning Period
DECON Method

Docket No. E002/M-20-___
Schedule E.7
Page 1 of 17

Proposed

2022 ACCRUAL COMPARISON

	Present	Proposed	Difference
Monticello	$8,507,110	$71,581,539	$63,074,429
Prairie Island Unit 1	12,399,703	40,963,527	28,563,824
Prairie Island Unit 2	6,511,608	34,615,754	28,104,146
TOTAL	$27,418,421	$147,160,819	$119,742,398

Xcel Energy
Nuclear Decommissioning Accrual
100-Year Decommissioning Period
DECON Method

Docket No. E002/M-20-___
Schedule E.7
Page 2 of 17

Proposed

2022 MN RETAIL SUMMARY

	Remaining Life (yrs)	Operational Earnings Rate	Post-Shutdown Earnings Rate	Market Value Balance 6/30/2020	Book Value 6/30/2020	Unrealized Gain/Loss 6/30/2020	Tax-Effect Adjustment	Tax-Adjusted Fund Balance 6/30/2020	2022-2024 Decommissioning Accrual
Monticello	9.67	3.98%	3.81%	$814,968,100	$610,109,002	$204,859,098	$57,032,773	$757,935,327	**$71,581,539**
Prairie Island Unit 1	13.25	4.03%	3.80%	471,960,960	346,629,286	125,331,674	34,892,338	437,068,622	**40,963,527**
Prairie Island Unit 2	14.42	4.04%	3.81%	526,255,835	385,837,890	140,417,945	39,092,356	487,163,479	**34,615,754**
TOTAL DECOMMISSIONING ACCRUAL				**$1,813,184,895**	**$1,342,576,178**	**$470,608,717**	**$131,017,467**	**$1,682,167,428**	**$147,160,819**

INPUT DATA

Escalation Rate (Labor)	3.78%
Escalation Rate (Non-Labor)	2.58%
Escalation Rate (PIIC)	0.00%
Jurisdictional Factor	72.9219%
Tax Rate for tax-effect adjustment	27.84%

Xcel Energy
Nuclear Decommissioning Accrual
100-Year Decommissioning Period
DECON Method

Docket No. E002/M-20-___
Schedule E.7
Page 3 of 17

Proposed

AMOUNT TO RECOVER

	LABOR						NON-LABOR						PIIC Payment						
	Cost Estimate Nominal $s	DOE Reimbursement Estimate Nominal $s	Adjusted Estimate Nominal $s	Jurisdictional Cost in Nominal $s	Escalation Factor	Jurisdictional Cost in Future $'s	Cost Estimate Nominal $s	DOE Reimbursement Estimate Nominal $s	Adjusted Estimate Nominal $s	Jurisdictional Cost in Nominal $s	Escalation Factor	Jurisdictional Cost in Future $'s	Cost Estimate Nominal $s	Jurisdictional Cost in Nominal $s	Escalation Factor	Jurisdictional Cost in Future $'s	Total Cost Estimate Nominal $s	Total Jurisdictional Cost in Nominal $s	Total Jurisdictional Cost in Future $'s
Monticello																			
Factors	*2020*			*72.9219%*	*3.78%*						*2.58%*				*0.00%*				
2030	$19,195,236	$0	$19,195,236	$13,997,531	1.4492	$20,285,222	$9,427,073	$0	$9,427,073	$6,874,401	1.2901	$8,868,665	$0	$0	1.0000	$0	$28,622,310	$20,871,932	$29,153,887
2031	69,383,883	-	69,383,883	50,596,046	1.5040	76,096,453	50,357,902	-	50,357,902	36,721,939	1.3234	48,597,814	0	0	1.0000	0	119,741,785	87,317,985	124,694,267
2032	35,972,723	-	35,972,723	26,231,993	1.5609	40,945,518	37,211,074	-	37,211,074	27,135,022	1.3575	36,835,792	0	0	1.0000	0	73,183,796	53,367,015	77,781,310
2033	32,005,491	-	32,005,491	23,339,012	1.6199	37,806,866	41,173,140	-	41,173,140	30,024,236	1.3926	41,811,751	0	0	1.0000	0	73,178,631	53,363,248	79,618,616
2034	52,288,906	-	52,288,906	38,130,064	1.6811	64,100,450	112,412,485	-	112,412,485	81,973,320	1.4285	117,098,887	0	0	1.0000	0	164,701,391	120,103,383	181,199,337
2035	9,293,107	-	9,293,107	6,776,710	1.7446	11,822,648	6,010,095	-	6,010,095	4,382,675	1.4653	6,421,934	0	0	1.0000	0	15,303,201	11,159,385	18,244,582
2036	9,318,517	-	9,318,517	6,795,240	1.8106	12,303,461	6,026,414	-	6,026,414	4,394,576	1.5032	6,605,926	0	0	1.0000	0	15,344,931	11,189,815	18,909,387
2037	9,293,107	-	9,293,107	6,776,710	1.8790	12,733,438	6,010,095	-	6,010,095	4,382,675	1.5419	6,757,647	0	0	1.0000	0	15,303,201	11,159,385	19,491,085
2038	9,293,107	4,593,659	4,699,448	3,426,927	1.9501	6,682,850	6,010,095	218,856	5,791,239	4,223,081	1.5817	6,679,648	0	0	1.0000	0	10,490,687	7,650,008	13,362,498
2039	9,293,107	4,593,659	4,699,448	3,426,927	2.0238	6,935,415	6,010,095	218,856	5,791,239	4,223,081	1.6225	6,851,949	0	0	1.0000	0	10,490,687	7,650,008	13,787,364
2040	9,318,517	4,593,659	4,724,859	3,445,457	2.1003	7,236,493	6,026,414	218,856	5,807,558	4,234,982	1.6644	7,048,703	0	0	1.0000	0	10,532,417	7,680,438	14,285,196
2041	9,293,107	4,593,659	4,699,448	3,426,927	2.1797	7,469,672	6,010,095	218,856	5,791,239	4,223,081	1.7073	7,210,067	0	0	1.0000	0	10,490,687	7,650,008	14,679,739
2042	9,293,107	4,593,659	4,699,448	3,426,927	2.2620	7,751,709	6,010,095	218,856	5,791,239	4,223,081	1.7514	7,396,304	0	0	1.0000	0	10,490,687	7,650,008	15,148,013
2043	9,293,107	4,593,659	4,699,448	3,426,927	2.3475	8,044,711	6,010,095	218,856	5,791,239	4,223,081	1.7966	7,587,188	0	0	1.0000	0	10,490,687	7,650,008	15,631,898
2044	9,318,517	4,593,659	4,724,859	3,445,457	2.4363	8,394,166	6,026,414	218,856	5,807,558	4,234,982	1.8429	7,804,648	0	0	1.0000	0	10,532,417	7,680,438	16,198,814
2045	9,293,107	4,593,659	4,699,448	3,426,927	2.5284	8,664,642	6,010,095	218,856	5,791,239	4,223,081	1.8905	7,983,735	0	0	1.0000	0	10,490,687	7,650,008	16,648,377
2046	9,293,107	4,593,659	4,699,448	3,426,927	2.6239	8,991,913	6,010,095	218,856	5,791,239	4,223,081	1.9392	8,189,399	0	0	1.0000	0	10,490,687	7,650,008	17,181,312
2047	9,293,107	4,593,659	4,699,448	3,426,927	2.7231	9,331,865	6,010,095	218,856	5,791,239	4,223,081	1.9893	8,400,975	0	0	1.0000	0	10,490,687	7,650,008	17,732,840
2048	10,038,003	4,593,659	5,444,345	3,970,120	2.8261	11,219,955	8,184,872	218,856	7,966,016	5,808,970	2.0406	11,853,785	0	0	1.0000	0	13,410,361	9,779,090	23,073,739
2049	9,293,107	4,593,659	4,699,448	3,426,927	2.9329	10,050,834	6,010,095	218,856	5,791,239	4,223,081	2.0932	8,839,754	0	0	1.0000	0	10,490,687	7,650,008	18,890,587
2050	10,911,950	4,593,659	6,318,292	4,607,418	3.0438	14,024,060	10,866,625	218,856	10,647,769	7,764,555	2.1472	16,672,053	0	0	1.0000	0	16,966,060	12,371,974	30,696,113
2051	10,911,950	4,593,659	6,318,292	4,607,418	3.1588	14,553,913	10,866,625	218,856	10,647,769	7,764,555	2.2026	17,102,210	0	0	1.0000	0	16,966,060	12,371,974	31,656,122
2052	10,937,361	4,593,659	6,343,702	4,625,948	3.2782	15,164,783	10,882,944	218,856	10,664,088	7,776,456	2.2595	17,570,902	0	0	1.0000	0	17,007,790	12,402,404	32,735,685
2053	10,911,950	4,593,659	6,318,292	4,607,418	3.4021	15,674,898	10,866,625	218,856	10,647,769	7,764,555	2.3178	17,996,686	0	0	1.0000	0	16,966,060	12,371,974	33,671,584
2054	10,911,950	4,593,659	6,318,292	4,607,418	3.5307	16,267,412	10,866,625	218,856	10,647,769	7,764,555	2.3776	18,461,007	0	0	1.0000	0	16,966,060	12,371,974	34,728,418
2055	10,911,950	4,593,659	6,318,292	4,607,418	3.6642	16,882,502	10,866,625	218,856	10,647,769	7,764,555	2.4389	18,936,974	0	0	1.0000	0	16,966,060	12,371,974	35,819,476
2056	10,937,361	4,593,659	6,343,702	4,625,948	3.8027	17,591,093	10,882,944	218,856	10,664,088	7,776,456	2.5018	19,455,137	0	0	1.0000	0	17,007,790	12,402,404	37,046,230
2057	10,911,950	4,593,659	6,318,292	4,607,418	3.9464	18,182,715	10,866,625	218,856	10,647,769	7,764,555	2.5664	19,926,955	0	0	1.0000	0	16,966,060	12,371,974	38,109,670
2058	18,099,790	4,593,659	13,506,131	9,848,928	4.0956	40,337,268	32,430,144	218,856	32,211,288	23,489,083	2.6326	61,837,360	0	0	1.0000	0	45,717,419	33,338,011	102,174,628
2059	10,911,950	4,593,659	6,318,292	4,607,418	4.2504	19,583,370	10,866,625	218,856	10,647,769	7,764,555	2.7005	20,968,182	0	0	1.0000	0	16,966,060	12,371,974	40,551,552
2060	10,937,361	4,593,659	6,343,702	4,625,948	4.4111	20,405,519	10,882,944	218,856	10,664,088	7,776,456	2.7702	21,542,338	0	0	1.0000	0	17,007,790	12,402,404	41,947,857
2061	10,911,950	4,593,659	6,318,292	4,607,418	4.5778	21,091,839	10,866,625	218,856	10,647,769	7,764,555	2.8416	22,063,760	0	0	1.0000	0	16,966,060	12,371,974	43,155,600
2062	10,911,950	4,593,659	6,318,292	4,607,418	4.7509	21,889,383	10,866,625	218,856	10,647,769	7,764,555	2.9150	22,633,679	0	0	1.0000	0	16,966,060	12,371,974	44,523,062
2063	14,505,870	4,593,659	9,912,211	7,228,173	4.9305	35,638,506	21,648,384	218,856	21,429,528	15,626,819	2.9902	46,727,315	0	0	1.0000	0	31,341,740	22,854,992	82,365,821
2064	10,937,361	4,593,659	6,343,702	4,625,948	5.1168	23,670,051	10,882,944	218,856	10,664,088	7,776,456	3.0673	23,852,723	0	0	1.0000	0	17,007,790	12,402,404	47,522,774
2065	10,911,950	4,593,659	6,318,292	4,607,418	5.3103	24,466,773	10,866,625	218,856	10,647,769	7,764,555	3.1465	24,431,173	0	0	1.0000	0	16,966,060	12,371,974	48,897,946
2066	11,630,734	4,593,659	7,037,076	5,131,569	5.5110	28,280,078	13,022,977	218,856	12,804,121	9,337,008	3.2276	30,136,127	0	0	1.0000	0	19,841,196	14,468,577	58,416,205
2067	10,911,950	4,593,659	6,318,292	4,607,418	5.7193	26,351,207	10,866,625	218,856	10,647,769	7,764,555	3.3109	25,707,666	0	0	1.0000	0	16,966,060	12,371,974	52,058,873
2068	21,000,336	4,593,659	16,406,678	11,964,061	5.9355	71,012,684	41,071,871	218,856	40,853,015	29,790,795	3.3963	101,178,477	0	0	1.0000	0	57,259,693	41,754,856	172,191,161
2069	10,911,950	4,593,659	6,318,292	4,607,418	6.1598	28,380,775	10,866,625	218,856	10,647,769	7,764,555	3.4840	27,051,711	0	0	1.0000	0	16,966,060	12,371,974	55,432,486
2070	10,911,950	4,593,659	6,318,292	4,607,418	6.3927	29,453,843	10,866,625	218,856	10,647,769	7,764,555	3.5738	27,748,968	0	0	1.0000	0	16,966,060	12,371,974	57,202,810
2071	10,911,950	4,593,659	6,318,292	4,607,418	6.6343	30,566,995	10,866,625	218,856	10,647,769	7,764,555	3.6660	28,464,860	0	0	1.0000	0	16,966,060	12,371,974	59,031,855
2072	10,937,361	4,593,659	6,343,702	4,625,948	6.8851	31,850,115	10,882,944	218,856	10,664,088	7,776,456	3.7606	29,244,140	0	0	1.0000	0	17,007,790	12,402,404	61,094,255
2073	10,911,950	4,593,659	6,318,292	4,607,418	7.1454	32,921,846	10,866,625	218,856	10,647,769	7,764,555	3.8576	29,952,549	0	0	1.0000	0	16,966,060	12,371,974	62,874,395
2074	10,911,950	4,593,659	6,318,292	4,607,418	7.4155	34,166,310	10,866,625	218,856	10,647,769	7,764,555	3.9572	30,725,898	0	0	1.0000	0	16,966,060	12,371,974	64,892,208
2075	10,911,950	4,593,659	6,318,292	4,607,418	7.6958	35,457,769	10,866,625	218,856	10,647,769	7,764,555	4.0593	31,518,659	0	0	1.0000	0	16,966,060	12,371,974	66,976,429
2076	10,937,361	4,593,659	6,343,702	4,625,948	7.9867	36,946,059	10,882,944	218,856	10,664,088	7,776,456	4.1640	32,381,162	0	0	1.0000	0	17,007,790	12,402,404	69,327,221
2077	10,911,950	4,593,659	6,318,292	4,607,418	8.2886	38,189,047	10,866,625	218,856	10,647,769	7,764,555	4.2714	33,165,522	0	0	1.0000	0	16,966,060	12,371,974	71,354,568
2078	10,911,950	4,593,659	6,318,292	4,607,418	8.6019	39,632,551	10,866,625	218,856	10,647,769	7,764,555	4.3816	34,021,176	0	0	1.0000	0	16,966,060	12,371,974	73,653,727
2079	10,911,950	4,593,659	6,318,292	4,607,418	8.9270	41,130,423	10,866,625	218,856	10,647,769	7,764,555	4.4947	34,899,347	0	0	1.0000	0	16,966,060	12,371,974	76,029,769
2080	10,937,361	4,593,659	6,343,702	4,625,948	9.2645	42,857,096	10,882,944	218,856	10,664,088	7,776,456	4.6106	35,854,127	0	0	1.0000	0	17,007,790	12,402,404	78,711,223
2081	10,911,950	4,593,659	6,318,292	4,607,418	9.6147	44,298,944	10,866,625	218,856	10,647,769	7,764,555	4.7296	36,723,241	0	0	1.0000	0	16,966,060	12,371,974	81,022,185
2082	10,911,950	4,593,659	6,318,292	4,607,418	9.9781	45,973,280	10,866,625	218,856	10,647,769	7,764,555	4.8516	37,670,517	0	0	1.0000	0	16,966,060	12,371,974	83,643,797
2083	10,911,950	4,593,659	6,318,292	4,607,418	10.3553	47,711,198	10,866,625	218,856	10,647,769	7,764,555	4.9768	38,642,639	0	0	1.0000	0	16,966,060	12,371,974	86,353,837
2084	36,094,800	4,593,659	31,501,141	22,971,231	10.7467	246,864,924	86,355,261	218,856	86,136,405	62,812,303	5.1052	320,669,371	0	0	1.0000	0	117,637,546	85,783,534	567,534,295
2085	39,882,393	4,593,659	35,288,734	25,733,216	11.1529	286,999,979	16,091,897	218,856	15,873,041	11,574,923	5.2369	60,616,715	0	0	1.0000	0	51,161,775	37,308,139	347,616,694
2086	56,569,982	4,593,659	51,976,324	37,902,123	11.5745	438,698,121	45,607,342	218,856	45,388,486	33,098,146	5.3720	177,803,243	0	0	1.0000	0	97,364,810	71,000,269	616,501,363
2087	67,543,773	4,593,659	62,950,114	45,904,419	12.0120	551,403,887	127,337,925	218,856	127,119,069	92,697,640	5.5106	510,819,617	0	0	1.0000	0	190,069,184	138,602,060	1,062,223,504
2088	60,817,230	4,593,659	56,223,572	40,999,297	12.4661	511,101,332	48,607,470	218,856	48,388,614	35,285,897	5.6528	199,464,117	0	0	1.0000	0	104,612,186	76,285,193	710,565,449
2089	58,571,147	4,593,659	53,977,489	39,361,410	12.9373	509,230,372	43,998,850	218,856	43,779,994	31,925,203	5.7986	185,121,484	0	0	1.0000	0	97,757,482	71,286,613	694,351,856
2090	35,101,278	4,593,659	30,507,619	22,246,736	13.4263	298,691,346	15,445,245	218,856	15,226,389	11,103,372	5.9482	66,045,078	0	0	1.0000	0	45,734,008	33,350,108	364,736,424
2091	24,491,563	4,593,659	19,897,904	14,509,930	13.9338	202,178,461	22,456,350	218,856	22,237,494	16,216,003	6.1017	98,945,188	0	0	1.0000	0	42,135,399	30,725,933	301,123,649
2092	16,194,380	4,593,659	11,600,721	8,459,466	14.4605	122,328,113	15,879,899	218,856	15,661,043	11,420,330	6.2591	71,480,986	0	0	1.0000	0	27,261,764	19,879,796	193,809,099
2093	10,192,280	4,593,659	5,598,622	4,082,621	15.0071	61,268,306	11,183,049	218,856	10,964,193	7,995,298	6.4206	51,334,612	0	0	1.0000	0	16,562,815	12,077,919	112,602,917
2094	9,112,430	4,593,659	4,518,772	3,295,174	15.5744	51,320,360	7,943,499	218,856	7,724,643	5,632,957	6.5863	37,100,343	0	0	1.0000	0	12,243,415	8,928,131	88,420,703
2095	10,070,451	4,593,659	5,476,793	3,993,781	16.1631	64,551,886	19,129,025	218,856	18,910,169	13,789,655	6.7562	93,165,666	0	0	1.0000	0	24,386,962	17,783,436	157,717,552
2096	10,392,243	4,593,659	5,798,585	4,228,438	16.7741	70,928,243	11,729,805	218,856	11,510,949	8,394,003	6.9305	58,174,635	0	0	1.0000	0	17,309,533	12,622,441	129,102,878
2097	7,295,625	4,593,659	2,701,966	1,970,325	17.4081	34,299,614	2,493,083	218,856	2,274,227	1,658,409	7.1093	11,790,130	0	0	1.0000	0	4,976,193	3,628,734	46,089,744
2098	7,295,625	4,593,659	2,701,966	1,970,325	18.0662	35,596,285	2,493,083	218,856	2,274,227	1,658,409	7.2927	12,094,282	0	0	1.0000	0	4,976,193	3,628,734	47,690,567
2099	7,295,625	4,593,659	2,701,966	1,970,325	18.7491	36,941,820	2,493,083	218,856	2,274,227	1,658,409	7.4809	12,406,395	0	0	1.0000	0	4,976,193	3,628,734	49,348,215
2100	7,295,625	4,593,659	2,701,966	1,970,325	19.4578	38,338,190	2,493,083	218,856	2,274,227	1,658,409	7.6739	12,726,468	0	0	1.0000	0	4,976,193	3,628,734	51,064,657

Xcel Energy
Nuclear Decommissioning Accrual
100-Year Decommissioning Period
DECON Method

Docket No. E002/M-20-___
Schedule E.7
Page 4 of 17

Proposed

AMOUNT TO RECOVER

	LABOR						NON-LABOR						PIIC Payment						
	Cost Estimate Nominal $s	DOE Reimbursement Estimate Nominal $s	Adjusted Estimate Nominal $s	Jurisdictional Cost in Nominal $s	Escalation Factor	Jurisdictional Cost in Future $'s	Cost Estimate Nominal $s	DOE Reimbursement Estimate Nominal $s	Adjusted Estimate Nominal $s	Jurisdictional Cost in Nominal $s	Escalation Factor	Jurisdictional Cost in Future $'s	Cost Estimate Nominal $s	Jurisdictional Cost in Nominal $s	Escalation Factor	Jurisdictional Cost in Future $'s	Total Cost Estimate Nominal $s	Total Jurisdictional Cost in Nominal $s	Total Jurisdictional Cost in Future $'s
2101	7,295,625	4,593,659	2,701,966	1,970,325	20.1933	39,787,364	2,493,083	218,856	2,274,227	1,658,409	7.8719	13,054,833	0	0	1.0000	0	4,976,193	3,628,734	52,842,196
2102	7,295,625	4,593,659	2,701,966	1,970,325	20.9566	41,291,313	2,493,083	218,856	2,274,227	1,658,409	8.0750	13,391,656	0	0	1.0000	0	4,976,193	3,628,734	54,682,968
2103	7,295,625	4,593,659	2,701,966	1,970,325	21.7488	42,852,204	2,493,083	218,856	2,274,227	1,658,409	8.2833	13,737,102	0	0	1.0000	0	4,976,193	3,628,734	56,589,307
2104	7,315,613	4,593,659	2,721,954	1,984,901	22.5709	44,800,994	2,499,913	218,856	2,281,057	1,663,390	8.4970	14,133,827	0	0	1.0000	0	5,003,011	3,648,291	58,934,820
2105	7,295,625	4,593,659	2,701,966	1,970,325	23.4240	46,152,893	2,493,083	218,856	2,274,227	1,658,409	8.7162	14,455,028	0	0	1.0000	0	4,976,193	3,628,734	60,607,920
2106	7,295,625	4,593,659	2,701,966	1,970,325	24.3095	47,897,615	2,493,083	218,856	2,274,227	1,658,409	8.9411	14,828,004	0	0	1.0000	0	4,976,193	3,628,734	62,725,619
2107	7,295,625	4,593,659	2,701,966	1,970,325	25.2284	49,708,147	2,493,083	218,856	2,274,227	1,658,409	9.1718	15,210,599	0	0	1.0000	0	4,976,193	3,628,734	64,918,746
2108	14,503,452	4,593,659	9,909,794	7,226,410	26.1820	189,201,865	24,063,432	218,856	23,844,576	17,387,918	9.4084	163,592,489	0	0	1.0000	0	33,754,370	24,614,328	352,794,353
2109	7,295,625	4,593,659	2,701,966	1,970,325	27.1717	53,537,080	2,493,083	218,856	2,274,227	1,658,409	9.6512	16,005,641	0	0	1.0000	0	4,976,193	3,628,734	69,542,720
2110	7,295,625	4,593,659	2,701,966	1,970,325	28.1988	55,560,800	2,493,083	218,856	2,274,227	1,658,409	9.9002	16,418,585	0	0	1.0000	0	4,976,193	3,628,734	71,979,385
2111	7,295,625	4,593,659	2,701,966	1,970,325	29.2647	57,660,970	2,493,083	218,856	2,274,227	1,658,409	10.1556	16,842,142	0	0	1.0000	0	4,976,193	3,628,734	74,503,112
2112	7,315,613	4,593,659	2,721,954	1,984,901	30.3709	60,283,218	2,499,913	218,856	2,281,057	1,663,390	10.4176	17,328,534	0	0	1.0000	0	5,003,011	3,648,291	77,611,752
2113	10,889,545	4,593,659	6,295,886	4,591,080	31.5189	144,705,780	13,274,842	218,856	13,055,986	9,520,673	10.6864	101,741,723	0	0	1.0000	0	19,351,872	14,111,753	246,447,503
2114	7,295,625	4,593,659	2,701,966	1,970,325	32.7103	64,449,922	2,493,083	218,856	2,274,227	1,658,409	10.9621	18,179,649	0	0	1.0000	0	4,976,193	3,628,734	82,629,571
2115	7,295,625	4,593,659	2,701,966	1,970,325	33.9468	66,886,228	2,493,083	218,856	2,274,227	1,658,409	11.2449	18,648,648	0	0	1.0000	0	4,976,193	3,628,734	85,534,876
2116	8,034,397	4,593,659	3,440,738	2,509,052	35.2299	88,393,635	4,656,265	218,856	4,437,409	3,235,843	11.5350	37,325,449	0	0	1.0000	0	7,878,147	5,744,895	125,719,084
2117	7,295,625	4,593,659	2,701,966	1,970,325	36.5616	72,038,234	2,493,083	218,856	2,274,227	1,658,409	11.8326	19,623,295	0	0	1.0000	0	4,976,193	3,628,734	91,661,529
2118	17,877,538	4,593,659	13,283,879	9,686,857	37.9437	367,555,199	34,238,822	218,856	34,019,966	24,808,006	12.1379	301,117,092	0	0	1.0000	0	47,303,845	34,494,863	668,672,291
2119	7,918,350	4,593,659	3,324,691	2,424,428	39.3779	95,468,879	4,361,258	218,856	4,142,402	3,020,718	12.4511	37,611,263	0	0	1.0000	0	7,467,093	5,445,146	133,080,142
2120	7,834,550	4,593,659	3,240,892	2,363,320	40.8664	96,580,369	4,056,726	218,856	3,837,870	2,798,647	12.7723	35,745,165	0	0	1.0000	0	7,078,761	5,161,967	132,325,534
2121	7,814,562	4,593,659	3,220,904	2,348,744	42.4112	99,613,055	4,049,895	218,856	3,831,039	2,793,667	13.1018	36,602,061	0	0	1.0000	0	7,051,943	5,142,411	136,215,116
2122	7,814,562	4,593,659	3,220,904	2,348,744	44.0143	103,378,326	4,049,895	218,856	3,831,039	2,793,667	13.4399	37,546,600	0	0	1.0000	0	7,051,943	5,142,411	140,924,926
2123	7,918,350	4,593,659	3,324,691	2,424,428	45.6781	110,743,260	4,361,258	218,856	4,142,402	3,020,718	13.7866	41,645,432	0	0	1.0000	0	7,467,093	5,445,146	152,388,692
2124	7,834,550	4,593,659	3,240,892	2,363,320	47.4047	112,032,462	4,056,726	218,856	3,837,870	2,798,647	14.1423	39,579,312	0	0	1.0000	0	7,078,761	5,161,967	151,611,774
2125	7,814,562	4,593,659	3,220,904	2,348,744	49.1966	115,550,223	4,049,895	218,856	3,831,039	2,793,667	14.5072	40,528,281	0	0	1.0000	0	7,051,943	5,142,411	156,078,503
2126	7,814,562	4,593,659	3,220,904	2,348,744	51.0562	119,917,947	4,049,895	218,856	3,831,039	2,793,667	14.8815	41,573,950	0	0	1.0000	0	7,051,943	5,142,411	161,491,897
2127	7,918,350	4,593,659	3,324,691	2,424,428	52.9861	128,460,979	4,361,258	218,856	4,142,402	3,020,718	15.2654	46,112,470	0	0	1.0000	0	7,467,093	5,445,146	174,573,449
2128	8,554,036	4,593,659	3,960,378	2,887,983	54.9890	158,807,272	6,215,184	218,856	5,996,328	4,372,636	15.6593	68,472,418	0	0	1.0000	0	9,956,705	7,260,619	227,279,691
2129	7,814,562	4,593,659	3,220,904	2,348,744	57.0676	134,037,187	4,049,895	218,856	3,831,039	2,793,667	16.0633	44,875,505	0	0	1.0000	0	7,051,943	5,142,411	178,912,693
2130	7,450,719	4,593,659	2,857,060	2,083,422	59.2248	123,390,272	9,422,288	218,856	9,203,432	6,711,318	16.4777	110,587,078	0	0	1.0000	0	12,060,492	8,794,740	233,977,350
2131	1,940,943	4,593,659	(2,652,716)	(1,934,411)	61.4635	(118,895,647)	5,236,109	218,856	5,017,253	3,658,676	16.9028	61,841,866	0	0	1.0000	0	2,364,537	1,724,265	(57,053,781)
	$1,455,979,838	$431,803,911	$1,024,175,927	$746,848,545		$7,770,061,866	$1,432,451,597	$20,572,464	$1,411,879,133	$1,029,569,090		$4,852,223,834	$0	$0		$0	$2,436,055,060	$1,776,417,635	$12,622,285,701

Xcel Energy
Nuclear Decommissioning Accrual
100-Year Decommissioning Period
DECON Method

Docket No. E002/M-20-___
Schedule E.7
Page 5 of 17

Proposed

AMOUNT TO RECOVER

	LABOR						NON-LABOR						PIIC Payment						
	Cost Estimate Nominal $s	DOE Reimbursement Estimate Nominal $s	Adjusted Estimate Nominal $s	Jurisdictional Cost in Nominal $s	Escalation Factor	Jurisdictional Cost in Future $'s	Cost Estimate Nominal $s	DOE Reimbursement Estimate Nominal $s	Adjusted Estimate Nominal $s	Jurisdictional Cost in Nominal $s	Escalation Factor	Jurisdictional Cost in Future $'s	Cost Estimate Nominal $s	Jurisdictional Cost in Nominal $s	Escalation Factor	Jurisdictional Cost in Future $'s	Total Cost Estimate Nominal $s	Total Jurisdictional Cost in Nominal $s	Total Jurisdictional Cost in Future $'s
Prairie Island Unit 1																			
Factors	*2020*			*72.9219%*	*3.78%*						*2.58%*				*0.00%*				
2033	$19,544,542	$0	$19,544,542	$14,252,251	1.6199	$23,087,222	$4,605,809	$0	$4,605,809	$3,358,644	1.3926	$4,677,247	$1,250,000	$911,524	1.0000	$911,524	$25,400,351	$18,522,419	$28,675,993
2034	48,889,567	-	48,889,567	35,651,201	1.6811	59,933,234	31,903,703	-	31,903,703	23,264,786	1.4285	33,233,747	1,250,000	911,524	1.0000	911,524	82,043,270	59,827,511	94,078,505
2035	15,648,396	-	15,648,396	11,411,108	1.7446	19,907,819	18,630,107	-	18,630,107	13,585,428	1.4653	19,906,728	1,250,000	911,524	1.0000	911,524	35,528,504	25,908,060	40,726,070
2036	11,693,506	-	11,693,506	8,527,127	1.8106	15,439,216	16,992,077	-	16,992,077	12,390,945	1.5032	18,626,069	1,250,000	911,524	1.0000	911,524	29,935,583	21,829,596	34,976,809
2037	16,619,039	-	16,619,039	12,118,919	1.8790	22,771,449	31,814,682	-	31,814,682	23,199,870	1.5419	35,771,880	1,250,000	911,524	1.0000	911,524	49,683,721	36,230,313	59,454,853
2038	23,865,956	-	23,865,956	17,403,509	1.9501	33,938,583	55,065,305	-	55,065,305	40,154,666	1.5817	63,512,636	1,250,000	911,524	1.0000	911,524	80,181,261	58,469,699	98,362,742
2039	4,978,647	-	4,978,647	3,630,524	2.0238	7,347,454	5,504,477	-	5,504,477	4,013,969	1.6225	6,512,665	1,250,000	911,524	1.0000	911,524	11,733,124	8,556,017	14,771,643
2040	4,992,286	-	4,992,286	3,640,470	2.1003	7,646,079	5,522,983	-	5,522,983	4,027,464	1.6644	6,703,312	1,250,000	911,524	1.0000	911,524	11,765,270	8,579,458	15,260,915
2041	4,978,647	2,315,817	2,662,829	1,941,786	2.1797	4,232,510	5,504,477	109,428	5,395,049	3,934,172	1.7073	6,716,813	1,250,000	911,524	1.0000	911,524	9,307,878	6,787,482	11,860,847
2042	4,978,647	2,315,817	2,662,829	1,941,786	2.2620	4,392,319	5,504,477	109,428	5,395,049	3,934,172	1.7514	6,890,310	1,250,000	911,524	1.0000	911,524	9,307,878	6,787,482	12,194,153
2043	4,978,647	2,315,817	2,662,829	1,941,786	2.3475	4,558,342	5,504,477	109,428	5,395,049	3,934,172	1.7966	7,068,134	1,250,000	911,524	1.0000	911,524	9,307,878	6,787,482	12,538,000
2044	4,992,286	2,315,817	2,676,469	1,951,732	2.4363	4,755,004	5,522,983	109,428	5,413,555	3,947,667	1.8429	7,275,156	1,250,000	911,524	1.0000	911,524	9,340,024	6,810,923	12,941,684
2045	6,492,785	2,315,817	4,176,967	3,045,924	2.5284	7,701,314	10,046,890	109,428	9,937,462	7,246,586	1.8905	13,699,672	1,250,000	911,524	1.0000	911,524	15,364,430	11,204,034	22,312,509
2046	5,988,072	2,315,817	3,672,254	2,677,878	2.6239	7,026,483	8,532,752	109,428	8,423,324	6,142,448	1.9392	11,911,436	1,250,000	911,524	1.0000	911,524	13,345,579	9,731,850	19,849,443
2047	5,988,072	2,315,817	3,672,254	2,677,878	2.7231	7,292,129	8,532,752	109,428	8,423,324	6,142,448	1.9893	12,219,172	1,250,000	911,524	1.0000	911,524	13,345,579	9,731,850	20,422,825
2048	4,992,286	2,315,817	2,676,469	1,951,732	2.8261	5,515,790	5,522,983	109,428	5,413,555	3,947,667	2.0406	8,055,610	1,250,000	911,524	1.0000	911,524	9,340,024	6,810,923	14,482,923
2049	5,988,072	2,315,817	3,672,254	2,677,878	2.9329	7,853,948	8,532,752	109,428	8,423,324	6,142,448	2.0932	12,857,373	1,250,000	911,524	1.0000	911,524	13,345,579	9,731,850	21,622,844
2050	6,492,785	2,315,817	4,176,967	3,045,924	3.0438	9,271,183	10,046,890	109,428	9,937,462	7,246,586	2.1472	15,559,870	1,250,000	911,524	1.0000	911,524	15,364,430	11,204,034	25,742,577
2051	6,438,009	2,315,817	4,122,192	3,005,981	3.1588	9,495,292	9,882,565	109,428	9,773,137	7,126,757	2.2026	15,697,395	1,250,000	911,524	1.0000	911,524	15,145,329	11,044,262	26,104,211
2052	6,506,424	2,315,817	4,190,607	3,055,870	3.2782	10,017,753	10,065,396	109,428	9,955,968	7,260,081	2.2595	16,404,154	1,250,000	911,524	1.0000	911,524	15,396,575	11,227,475	27,333,431
2053	4,978,647	2,315,817	2,662,829	1,941,786	3.4021	6,606,149	5,504,477	109,428	5,395,049	3,934,172	2.3178	9,118,625	1,250,000	911,524	1.0000	911,524	9,307,878	6,787,482	16,636,298
2054	4,978,647	2,315,817	2,662,829	1,941,786	3.5307	6,855,863	5,504,477	109,428	5,395,049	3,934,172	2.3776	9,353,888	1,250,000	911,524	1.0000	911,524	9,307,878	6,787,482	17,121,275
2055	6,492,785	2,315,817	4,176,967	3,045,924	3.6642	11,160,874	10,046,890	109,428	9,937,462	7,246,586	2.4389	17,673,700	1,250,000	911,524	1.0000	911,524	15,364,430	11,204,034	29,746,097
2056	6,001,712	2,315,817	3,685,894	2,687,824	3.8027	10,220,988	8,551,259	109,428	8,441,831	6,155,943	2.5018	15,400,939	1,250,000	911,524	1.0000	911,524	13,377,725	9,755,291	26,533,451
2057	5,988,072	2,315,817	3,672,254	2,677,878	3.9464	10,567,977	8,532,752	109,428	8,423,324	6,142,448	2.5664	15,763,979	1,250,000	911,524	1.0000	911,524	13,345,579	9,731,850	27,243,480
2058	4,978,647	2,315,817	2,662,829	1,941,786	4.0956	7,952,777	5,504,477	109,428	5,395,049	3,934,172	2.6326	10,357,102	1,250,000	911,524	1.0000	911,524	9,307,878	6,787,482	19,221,403
2059	5,933,297	2,315,817	3,617,479	2,637,935	4.2504	11,212,278	8,368,427	109,428	8,258,999	6,022,619	2.7005	16,264,083	1,250,000	911,524	1.0000	911,524	13,126,478	9,572,077	28,387,884
2060	6,001,712	2,315,817	3,685,894	2,687,824	4.4111	11,856,260	8,551,259	109,428	8,441,831	6,155,943	2.7702	17,053,194	1,250,000	911,524	1.0000	911,524	13,377,725	9,755,291	29,820,978
2061	5,988,072	2,315,817	3,672,254	2,677,878	4.5778	12,258,789	8,532,752	109,428	8,423,324	6,142,448	2.8416	17,454,381	1,250,000	911,524	1.0000	911,524	13,345,579	9,731,850	30,624,693
2062	4,978,647	2,315,817	2,662,829	1,941,786	4.7509	9,225,229	5,504,477	109,428	5,395,049	3,934,172	2.9150	11,468,113	1,250,000	911,524	1.0000	911,524	9,307,878	6,787,482	21,604,866
2063	8,006,922	2,315,817	5,691,105	4,150,062	4.9305	20,461,880	14,589,304	109,428	14,479,876	10,559,001	2.9902	31,573,524	1,250,000	911,524	1.0000	911,524	21,420,981	15,620,587	52,946,928
2064	6,956,362	2,315,817	4,640,544	3,383,973	5.1168	17,315,113	11,415,209	109,428	11,305,781	8,244,390	3.0673	25,288,018	1,250,000	911,524	1.0000	911,524	17,196,325	12,539,887	43,514,655
2065	5,988,072	2,315,817	3,672,254	2,677,878	5.3103	14,220,334	8,532,752	109,428	8,423,324	6,142,448	3.1465	19,327,213	1,250,000	911,524	1.0000	911,524	13,345,579	9,731,850	34,459,071
2066	4,978,647	2,315,817	2,662,829	1,941,786	5.5110	10,701,181	5,504,477	109,428	5,395,049	3,934,172	3.2276	12,697,935	1,250,000	911,524	1.0000	911,524	9,307,878	6,787,482	24,310,639
2067	4,978,647	2,315,817	2,662,829	1,941,786	5.7193	11,105,655	5,504,477	109,428	5,395,049	3,934,172	3.3109	13,025,652	1,250,000	911,524	1.0000	911,524	9,307,878	6,787,482	25,042,830
2068	7,011,137	2,315,817	4,695,319	3,423,916	5.9355	20,322,654	11,579,534	109,428	11,470,106	8,364,220	3.3963	28,407,399	1,250,000	911,524	1.0000	911,524	17,415,426	12,699,659	49,641,577
2069	6,492,785	2,315,817	4,176,967	3,045,924	6.1598	18,762,281	10,046,890	109,428	9,937,462	7,246,586	3.4840	25,247,107	1,250,000	911,524	1.0000	911,524	15,364,430	11,204,034	44,920,912
2070	4,978,647	2,315,817	2,662,829	1,941,786	6.3927	12,413,253	5,504,477	109,428	5,395,049	3,934,172	3.5738	14,059,945	1,250,000	911,524	1.0000	911,524	9,307,878	6,787,482	27,384,722
2071	4,978,647	2,315,817	2,662,829	1,941,786	6.6343	12,882,389	5,504,477	109,428	5,395,049	3,934,172	3.6660	14,422,676	1,250,000	911,524	1.0000	911,524	9,307,878	6,787,482	28,216,588
2072	7,461,074	2,315,817	5,145,257	3,752,019	6.8851	25,833,027	12,929,347	109,428	12,819,919	9,348,528	3.7606	35,156,076	1,250,000	911,524	1.0000	911,524	19,215,176	14,012,071	61,900,626
2073	4,978,647	2,315,817	2,662,829	1,941,786	7.1454	13,874,835	5,504,477	109,428	5,395,049	3,934,172	3.8576	15,176,464	1,250,000	911,524	1.0000	911,524	9,307,878	6,787,482	29,962,823
2074	4,978,647	2,315,817	2,662,829	1,941,786	7.4155	14,399,312	5,504,477	109,428	5,395,049	3,934,172	3.9572	15,568,307	1,250,000	911,524	1.0000	911,524	9,307,878	6,787,482	30,879,142
2075	7,861,953	2,315,817	5,546,135	4,044,347	7.6958	31,124,488	14,154,395	109,428	14,044,967	10,241,857	4.0593	41,574,770	1,250,000	911,524	1.0000	911,524	20,841,103	15,197,728	73,610,782
2076	4,992,286	2,315,817	2,676,469	1,951,732	7.9867	15,587,897	5,522,983	109,428	5,413,555	3,947,667	4.1640	16,438,087	1,250,000	911,524	1.0000	911,524	9,340,024	6,810,923	32,937,508
2077	4,978,647	2,315,817	2,662,829	1,941,786	8.2886	16,094,685	5,504,477	109,428	5,395,049	3,934,172	4.2714	16,804,424	1,250,000	911,524	1.0000	911,524	9,307,878	6,787,482	33,810,632
2078	7,502,210	2,315,817	5,186,392	3,782,016	8.6019	32,532,522	13,075,166	109,428	12,965,738	9,454,863	4.3816	41,427,426	1,250,000	911,524	1.0000	911,524	19,402,131	14,148,402	74,871,473
2079	4,978,647	2,315,817	2,662,829	1,941,786	8.9270	17,334,321	5,504,477	109,428	5,395,049	3,934,172	4.4947	17,682,925	1,250,000	911,524	1.0000	911,524	9,307,878	6,787,482	35,928,769
2080	4,992,286	2,315,817	2,676,469	1,951,732	9.2645	18,081,820	5,522,983	109,428	5,413,555	3,947,667	4.6106	18,201,115	1,250,000	911,524	1.0000	911,524	9,340,024	6,810,923	37,194,459
2081	4,978,647	2,315,817	2,662,829	1,941,786	9.6147	18,669,687	5,504,477	109,428	5,395,049	3,934,172	4.7296	18,607,062	1,250,000	911,524	1.0000	911,524	9,307,878	6,787,482	38,188,272
2082	7,392,660	2,315,817	5,076,842	3,702,130	9.9781	36,940,221	12,746,515	109,428	12,637,087	9,215,204	4.8516	44,708,485	1,250,000	911,524	1.0000	911,524	18,963,930	13,828,858	82,560,229
2083	4,978,647	2,315,817	2,662,829	1,941,786	10.3553	20,107,773	5,504,477	109,428	5,395,049	3,934,172	4.9768	19,579,589	1,250,000	911,524	1.0000	911,524	9,307,878	6,787,482	40,598,886
2084	4,992,286	2,315,817	2,676,469	1,951,732	10.7467	20,974,677	5,522,983	109,428	5,413,555	3,947,667	5.1052	20,153,632	1,250,000	911,524	1.0000	911,524	9,340,024	6,810,923	42,039,833
2085	4,978,647	2,315,817	2,662,829	1,941,786	11.1529	21,656,541	5,504,477	109,428	5,395,049	3,934,172	5.2369	20,602,868	1,250,000	911,524	1.0000	911,524	9,307,878	6,787,482	43,170,933
2086	4,978,647	2,315,817	2,662,829	1,941,786	11.5745	22,475,198	5,504,477	109,428	5,395,049	3,934,172	5.3720	21,134,374	1,250,000	911,524	1.0000	911,524	9,307,878	6,787,482	44,521,096
2087	27,646,324	2,315,817	25,330,507	18,471,487	12.0120	221,879,500	10,620,674	109,428	10,511,246	7,665,000	5.5106	42,238,751	1,250,000	911,524	1.0000	911,524	37,091,753	27,048,011	265,029,775
2088	64,790,288	2,315,817	62,474,470	45,557,571	12.4661	567,925,234	65,908,383	109,428	65,798,955	47,981,848	5.6528	271,231,793	1,250,000	911,524	1.0000	911,524	129,523,426	94,450,943	840,068,551
2089	57,854,410	2,315,817	55,538,593	40,499,797	12.9373	523,958,025	68,191,688	109,428	68,082,260	49,646,877	5.7986	287,882,383	1,250,000	911,524	1.0000	911,524	124,870,853	91,058,198	812,751,932
2090	43,227,498	2,315,817	40,911,680	29,833,575	13.4263	400,554,523	46,723,087	109,428	46,613,659	33,991,566	5.9482	202,188,632	1,250,000	911,524	1.0000	911,524	88,775,339	64,736,664	603,654,678
2091	37,320,475	2,315,817	35,004,658	25,526,062	13.9338	355,675,038	38,053,076	109,428	37,943,648	27,669,229	6.1017	168,829,334	1,250,000	911,524	1.0000	911,524	74,198,306	54,106,814	525,415,896
2092	7,957,364	2,315,817	5,641,547	4,113,923	14.4605	59,489,384	7,306,567	109,428	7,197,139	5,248,290	6.2591	32,849,574	1,250,000	911,524	1.0000	911,524	14,088,685	10,273,737	93,250,482
2093	21,014,040	2,315,817	18,698,222	13,635,099	15.0071	204,623,292	9,192,084	109,428	9,082,656	6,623,246	6.4206	42,525,211	1,250,000	911,524	1.0000	911,524	29,030,879	21,169,868	248,060,027
2094	16,104,455	2,315,817	13,788,637	10,054,936	15.5744	156,599,599	13,147,246	109,428	13,037,818	9,507,425	6.5863	62,618,751	1,250,000	911,524	1.0000	911,524	28,076,455	20,473,885	220,129,874
2095	14,254,504	2,315,817	11,938,687	8,705,917	16.1631	140,714,608	14,886,409	109,428	14,776,981	10,775,655	6.7562	72,802,483	1,250,000	911,524	1.0000	911,524	27,965,668	20,393,096	214,428,614
2096	5,004,965	2,315,817	2,689,147	1,960,977	16.7741	32,893,629	6,169,510	109,428	6,060,082	4,419,127	6.9305	30,626,759	1,250,000	911,524	1.0000	911,524	9,999,229	7,291,628	64,431,911
2097	4,839,226	2,315,817	2,523,408	1,840,117	17.4081	32,032,945	5,693,045	109,428	5,583,617	4,071,680	7.1093	28,946,794	1,250,000	911,524	1.0000	911,524	9,357,026	6,823,321	61,891,263
2098	4,034,318	2,315,817	1,718,500	1,253,163	18.0662	22,639,893	3,278,321	109,428	3,168,893	2,310,817	7.2927	16,852,095	1,250,000	911,524	1.0000	911,524	6,137,393	4,475,504	40,403,512
2099	4,839,226	2,315,817	2,523,408	1,840,117	18.7491	34,500,543	5,693,045	109,428	5,583,617	4,071,680	7.4809	30,459,830	1,250,000	911,524	1.0000	911,524	9,357,026	6,823,321	65,871,897
2100	5,293,574	2,315,817	2,977,756	2,171,436	19.4578	42,251,374	7,056,089	109,428	6,946,661	5,065,637	7.6739	38,873,192	1,250,000	911,524	1.0000	911,524	11,174,417	8,148,597	82,036,090
2101	5,449,255	2,315,817	3,133,437	2,284,962	20.1933	46,140,924	7,523,133	109,428	7,413,705	5,406,214	7.8719	42,557,178	1,250,000	911,524	1.0000	911,524	11,797,142	8,602,700	89,609,626
2102	5,449,255	2,315,817	3,133,437	2,284,962	20.9566	47,885,036	7,523,133	109,428	7,413,705	5,406,214	8.0750	43,655,180	1,250,000	911,524	1.0000	911,524	11,797,142	8,602,700	92,451,740
2103	3,826,743	2,315,817	1,510,925	1,101,795	21.7488	23,962,726	2,655,596	109,428	2,546,168	1,856,714	8.2833	15,379,720	1,250,000	911,524	1.0000	911,524	5,307,093	3,870,033	40,253,970

Xcel Energy
Nuclear Decommissioning Accrual
100-Year Decommissioning Period
DECON Method

Docket No. E002/M-20-___
Schedule E.7
Page 6 of 17

Proposed

AMOUNT TO RECOVER

	LABOR						NON-LABOR						PIIC Payment						
	Cost Estimate Nominal $s	DOE Reimbursement Estimate Nominal $s	Adjusted Estimate Nominal $s	Jurisdictional Cost in Nominal $s	Escalation Factor	Jurisdictional Cost in Future $'s	Cost Estimate Nominal $s	DOE Reimbursement Estimate Nominal $s	Adjusted Estimate Nominal $s	Jurisdictional Cost in Nominal $s	Escalation Factor	Jurisdictional Cost in Future $'s	Cost Estimate Nominal $s	Jurisdictional Cost in Nominal $s	Escalation Factor	Jurisdictional Cost in Future $'s	Total Cost Estimate Nominal $s	Total Jurisdictional Cost in Nominal $s	Total Jurisdictional Cost in Future $'s
2104	3,888,694	2,315,817	1,572,877	1,146,972	22.5709	25,888,179	2,820,698	109,428	2,711,270	1,977,110	8.4970	16,799,500	1,250,000	911,524	1.0000	911,524	5,534,147	4,035,605	43,599,203
2105	5,397,361	2,315,817	3,081,544	2,247,120	23.4240	52,636,542	7,367,451	109,428	7,258,023	5,292,689	8.7162	46,132,132	1,250,000	911,524	1.0000	911,524	11,589,567	8,451,332	99,680,198
2106	4,839,226	2,315,817	2,523,408	1,840,117	24.3095	44,732,331	5,693,045	109,428	5,583,617	4,071,680	8.9411	36,405,297	1,250,000	911,524	1.0000	911,524	9,357,026	6,823,321	82,049,152
2107	4,891,119	2,315,817	2,575,302	1,877,959	25.2284	47,377,905	5,848,727	109,428	5,739,299	4,185,206	9.1718	38,385,869	1,250,000	911,524	1.0000	911,524	9,564,601	6,974,689	86,675,298
2108	3,888,694	2,315,817	1,572,877	1,146,972	26.1820	30,030,008	2,820,698	109,428	2,711,270	1,977,110	9.4084	18,601,438	1,250,000	911,524	1.0000	911,524	5,534,147	4,035,605	49,542,970
2109	4,839,226	2,315,817	2,523,408	1,840,117	27.1717	49,999,114	5,693,045	109,428	5,583,617	4,071,680	9.6512	39,296,597	1,250,000	911,524	1.0000	911,524	9,357,026	6,823,321	90,207,235
2110	4,891,119	2,315,817	2,575,302	1,877,959	28.1988	52,956,195	5,848,727	109,428	5,739,299	4,185,206	9.9002	41,434,373	1,250,000	911,524	1.0000	911,524	9,564,601	6,974,689	95,302,092
2111	4,891,119	2,315,817	2,575,302	1,877,959	29.2647	54,957,912	5,848,727	109,428	5,739,299	4,185,206	10.1556	42,503,275	1,250,000	911,524	1.0000	911,524	9,564,601	6,974,689	98,372,710
2112	3,888,694	2,315,817	1,572,877	1,146,972	30.3709	34,834,557	2,820,698	109,428	2,711,270	1,977,110	10.4176	20,596,737	1,250,000	911,524	1.0000	911,524	5,534,147	4,035,605	56,342,818
2113	6,916,086	2,315,817	4,600,268	3,354,603	31.5189	105,733,397	11,923,625	109,428	11,814,197	8,615,137	10.6864	92,064,802	1,250,000	911,524	1.0000	911,524	17,664,466	12,881,264	198,709,724
2114	5,903,603	2,315,817	3,587,785	2,616,281	32.7103	85,579,340	8,886,176	109,428	8,776,748	6,400,171	10.9621	70,159,319	1,250,000	911,524	1.0000	911,524	13,614,533	9,927,976	156,650,183
2115	5,250,862	2,315,817	2,935,045	2,140,291	33.9468	72,656,017	6,927,956	109,428	6,818,528	4,972,200	11.2449	55,911,891	1,250,000	911,524	1.0000	911,524	11,003,573	8,024,014	129,479,431
2116	3,888,694	2,315,817	1,572,877	1,146,972	35.2299	40,407,692	2,820,698	109,428	2,711,270	1,977,110	11.5350	22,805,959	1,250,000	911,524	1.0000	911,524	5,534,147	4,035,605	64,125,175
2117	3,852,646	2,315,817	1,536,828	1,120,684	36.5616	40,974,009	14,592,996	109,428	14,483,568	10,561,693	11.8326	124,972,286	1,250,000	911,524	1.0000	911,524	17,270,396	12,593,901	166,857,819
2118	1,123,816	2,315,817	(1,192,001)	(869,230)	37.9437	(32,981,808)	1,790,582	109,428	1,681,154	1,225,929	12.1379	14,880,210	1,250,000	911,524	1.0000	911,524	1,739,153	1,268,223	(17,190,074)
	$808,017,575	$180,633,760	$627,383,815	$457,500,198		$4,453,479,711	$940,856,518	$8,535,385	$932,321,133	$679,866,285		$3,121,539,805	$107,500,000	$78,391,043		$78,391,043	$1,667,204,948	$1,215,757,525	$7,653,410,559

Xcel Energy
Nuclear Decommissioning Accrual
100-Year Decommissioning Period
DECON Method

Docket No. E002/M-20-___
Schedule E.7
Page 7 of 17

Proposed

AMOUNT TO RECOVER

	LABOR						NON-LABOR						PIIC Payment						
	Cost Estimate Nominal $s	DOE Reimbursement Estimate Nominal $s	Adjusted Estimate Nominal $s	Jurisdictional Cost in Nominal $s	Escalation Factor	Jurisdictional Cost in Future $'s	Cost Estimate Nominal $s	DOE Reimbursement Estimate Nominal $s	Adjusted Estimate Nominal $s	Jurisdictional Cost in Nominal $s	Escalation Factor	Jurisdictional Cost in Future $'s	Cost Estimate Nominal $s	Jurisdictional Cost in Nominal $s	Escalation Factor	Jurisdictional Cost in Future $'s	Total Cost Estimate Nominal $s	Total Jurisdictional Cost in Nominal $s	Total Jurisdictional Cost in Future $'s
Prairie Island Unit 2																			
Factors	*2020*			*72.9219%*	*3.78%*						*2.58%*				*0.00%*				
2034	$7,675,087	$0	$7,675,087	$5,596,819	1.6811	$9,408,813	$2,952,172	$0	$2,952,172	$2,152,780	1.4285	$3,075,246	$1,250,000	$911,524	1.0000	$911,524	$11,877,259	$8,661,123	$13,395,583
2035	47,507,649	-	47,507,649	34,643,480	1.7446	60,439,016	34,141,374	-	34,141,374	24,896,539	1.4653	36,480,898	1,250,000	911,524	1.0000	911,524	82,899,023	60,451,543	97,831,438
2036	27,599,665	-	27,599,665	20,126,200	1.8106	36,440,498	23,132,961	-	23,132,961	16,868,995	1.5032	25,357,473	1,250,000	911,524	1.0000	911,524	51,982,626	37,906,719	62,709,495
2037	21,434,928	-	21,434,928	15,630,757	1.8790	29,370,192	30,698,087	-	30,698,087	22,385,629	1.5419	34,516,401	1,250,000	911,524	1.0000	911,524	53,383,015	38,927,909	64,798,117
2038	27,847,219	-	27,847,219	20,306,721	1.9501	39,600,137	54,145,593	-	54,145,593	39,483,995	1.5817	62,451,836	1,250,000	911,524	1.0000	911,524	83,242,813	60,702,241	102,963,497
2039	5,034,556	-	5,034,556	3,671,294	2.0238	7,429,964	5,510,734	-	5,510,734	4,018,532	1.6225	6,520,068	1,250,000	911,524	1.0000	911,524	11,795,290	8,601,350	14,861,556
2040	5,048,349	-	5,048,349	3,681,352	2.1003	7,731,944	5,529,256	-	5,529,256	4,032,039	1.6644	6,710,925	1,250,000	911,524	1.0000	911,524	11,827,606	8,624,915	15,354,393
2041	5,034,556	-	5,034,556	3,671,294	2.1797	8,002,319	5,510,734	-	5,510,734	4,018,532	1.7073	6,860,840	1,250,000	911,524	1.0000	911,524	11,795,290	8,601,350	15,774,683
2042	5,034,556	2,315,818	2,718,738	1,982,555	2.2620	4,484,540	5,510,734	109,428	5,401,306	3,938,735	1.7514	6,898,301	1,250,000	911,524	1.0000	911,524	9,370,044	6,832,814	12,294,365
2043	5,034,556	2,315,818	2,718,738	1,982,555	2.3475	4,654,049	5,510,734	109,428	5,401,306	3,938,735	1.7966	7,076,332	1,250,000	911,524	1.0000	911,524	9,370,044	6,832,814	12,641,904
2044	5,048,349	2,315,818	2,732,532	1,992,614	2.4363	4,854,605	5,529,256	109,428	5,419,828	3,952,242	1.8429	7,283,586	1,250,000	911,524	1.0000	911,524	9,402,360	6,856,379	13,049,715
2045	6,548,694	2,315,818	4,232,876	3,086,693	2.5284	7,804,396	10,053,148	109,428	9,943,720	7,251,149	1.8905	13,708,298	1,250,000	911,524	1.0000	911,524	15,426,596	11,249,367	22,424,217
2046	6,043,981	2,315,818	3,728,163	2,718,647	2.6239	7,133,459	8,539,010	109,428	8,429,582	6,147,011	1.9392	11,920,284	1,250,000	911,524	1.0000	911,524	13,407,745	9,777,182	19,965,267
2047	6,043,981	2,315,818	3,728,163	2,718,647	2.7231	7,403,149	8,539,010	109,428	8,429,582	6,147,011	1.9893	12,228,249	1,250,000	911,524	1.0000	911,524	13,407,745	9,777,182	20,542,922
2048	5,048,349	2,315,818	2,732,532	1,992,614	2.8261	5,631,326	5,529,256	109,428	5,419,828	3,952,242	2.0406	8,064,945	1,250,000	911,524	1.0000	911,524	9,402,360	6,856,379	14,607,795
2049	6,043,981	2,315,818	3,728,163	2,718,647	2.9329	7,973,521	8,539,010	109,428	8,429,582	6,147,011	2.0932	12,866,924	1,250,000	911,524	1.0000	911,524	13,407,745	9,777,182	21,751,969
2050	6,548,694	2,315,818	4,232,876	3,086,693	3.0438	9,395,278	10,053,148	109,428	9,943,720	7,251,149	2.1472	15,569,668	1,250,000	911,524	1.0000	911,524	15,426,596	11,249,367	25,876,469
2051	6,493,919	2,315,818	4,178,101	3,046,750	3.1588	9,624,075	9,888,822	109,428	9,779,394	7,131,320	2.2026	15,707,446	1,250,000	911,524	1.0000	911,524	15,207,495	11,089,594	26,243,045
2052	6,562,487	2,315,818	4,246,669	3,096,752	3.2782	10,151,773	10,071,670	109,428	9,962,242	7,264,656	2.2595	16,414,490	1,250,000	911,524	1.0000	911,524	15,458,911	11,272,932	27,477,786
2053	5,034,556	2,315,818	2,718,738	1,982,555	3.4021	6,744,852	5,510,734	109,428	5,401,306	3,938,735	2.3178	9,129,200	1,250,000	911,524	1.0000	911,524	9,370,044	6,832,814	16,785,576
2054	5,034,556	2,315,818	2,718,738	1,982,555	3.5307	6,999,808	5,510,734	109,428	5,401,306	3,938,735	2.3776	9,364,737	1,250,000	911,524	1.0000	911,524	9,370,044	6,832,814	17,276,069
2055	6,548,694	2,315,818	4,232,876	3,086,693	3.6642	11,310,262	10,053,148	109,428	9,943,720	7,251,149	2.4389	17,684,828	1,250,000	911,524	1.0000	911,524	15,426,596	11,249,367	29,906,614
2056	6,057,775	2,315,818	3,741,957	2,728,706	3.8027	10,376,450	8,557,532	109,428	8,448,104	6,160,518	2.5018	15,412,383	1,250,000	911,524	1.0000	911,524	13,440,061	9,800,748	26,700,358
2057	6,043,981	2,315,818	3,728,163	2,718,647	3.9464	10,728,870	8,539,010	109,428	8,429,582	6,147,011	2.5664	15,775,690	1,250,000	911,524	1.0000	911,524	13,407,745	9,777,182	27,416,084
2058	5,034,556	2,315,818	2,718,738	1,982,555	4.0956	8,119,754	5,510,734	109,428	5,401,306	3,938,735	2.6326	10,369,114	1,250,000	911,524	1.0000	911,524	9,370,044	6,832,814	19,400,392
2059	5,989,206	2,315,818	3,673,388	2,678,704	4.2504	11,385,565	8,374,684	109,428	8,265,256	6,027,182	2.7005	16,276,405	1,250,000	911,524	1.0000	911,524	13,188,644	9,617,410	28,573,494
2060	6,057,775	2,315,818	3,741,957	2,728,706	4.4111	12,036,595	8,557,532	109,428	8,448,104	6,160,518	2.7702	17,065,866	1,250,000	911,524	1.0000	911,524	13,440,061	9,800,748	30,013,985
2061	6,043,981	2,315,818	3,728,163	2,718,647	4.5778	12,445,424	8,539,010	109,428	8,429,582	6,147,011	2.8416	17,467,347	1,250,000	911,524	1.0000	911,524	13,407,745	9,777,182	30,824,295
2062	5,034,556	2,315,818	2,718,738	1,982,555	4.7509	9,418,922	5,510,734	109,428	5,401,306	3,938,735	2.9150	11,481,413	1,250,000	911,524	1.0000	911,524	9,370,044	6,832,814	21,811,859
2063	8,062,832	2,315,818	5,747,014	4,190,832	4.9305	20,662,895	14,595,561	109,428	14,486,133	10,563,564	2.9902	31,587,168	1,250,000	911,524	1.0000	911,524	21,483,147	15,665,919	53,161,588
2064	7,012,425	2,315,818	4,696,607	3,424,855	5.1168	17,524,298	11,421,482	109,428	11,312,054	8,248,965	3.0673	25,302,050	1,250,000	911,524	1.0000	911,524	17,258,661	12,585,344	43,737,872
2065	6,043,981	2,315,818	3,728,163	2,718,647	5.3103	14,436,834	8,539,010	109,428	8,429,582	6,147,011	3.1465	19,341,571	1,250,000	911,524	1.0000	911,524	13,407,745	9,777,182	34,689,928
2066	5,034,556	2,315,818	2,718,738	1,982,555	5.5110	10,925,863	5,510,734	109,428	5,401,306	3,938,735	3.2276	12,712,662	1,250,000	911,524	1.0000	911,524	9,370,044	6,832,814	24,550,048
2067	5,034,556	2,315,818	2,718,738	1,982,555	5.7193	11,338,829	5,510,734	109,428	5,401,306	3,938,735	3.3109	13,040,758	1,250,000	911,524	1.0000	911,524	9,370,044	6,832,814	25,291,111
2068	7,067,200	2,315,818	4,751,382	3,464,798	5.9355	20,565,309	11,585,808	109,428	11,476,380	8,368,794	3.3963	28,422,935	1,250,000	911,524	1.0000	911,524	17,477,762	12,745,116	49,899,768
2069	6,548,694	2,315,818	4,232,876	3,086,693	6.1598	19,013,415	10,053,148	109,428	9,943,720	7,251,149	3.4840	25,263,004	1,250,000	911,524	1.0000	911,524	15,426,596	11,249,367	45,187,943
2070	5,034,556	2,315,818	2,718,738	1,982,555	6.3927	12,673,882	5,510,734	109,428	5,401,306	3,938,735	3.5738	14,076,252	1,250,000	911,524	1.0000	911,524	9,370,044	6,832,814	27,661,657
2071	5,034,556	2,315,818	2,718,738	1,982,555	6.6343	13,152,867	5,510,734	109,428	5,401,306	3,938,735	3.6660	14,439,403	1,250,000	911,524	1.0000	911,524	9,370,044	6,832,814	28,503,794
2072	7,517,137	2,315,818	5,201,320	3,792,901	6.8851	26,114,503	12,935,620	109,428	12,826,192	9,353,103	3.7606	35,173,279	1,250,000	911,524	1.0000	911,524	19,277,512	14,057,528	62,199,306
2073	5,034,556	2,315,818	2,718,738	1,982,555	7.1454	14,166,151	5,510,734	109,428	5,401,306	3,938,735	3.8576	15,194,065	1,250,000	911,524	1.0000	911,524	9,370,044	6,832,814	30,271,740
2074	5,034,556	2,315,818	2,718,738	1,982,555	7.4155	14,701,639	5,510,734	109,428	5,401,306	3,938,735	3.9572	15,586,363	1,250,000	911,524	1.0000	911,524	9,370,044	6,832,814	31,199,526
2075	7,917,862	2,315,818	5,602,044	4,085,117	7.6958	31,438,243	14,160,652	109,428	14,051,224	10,246,420	4.0593	41,593,292	1,250,000	911,524	1.0000	911,524	20,903,269	15,243,061	73,943,059
2076	5,048,349	2,315,818	2,732,532	1,992,614	7.9867	15,914,410	5,529,256	109,428	5,419,828	3,952,242	4.1640	16,457,135	1,250,000	911,524	1.0000	911,524	9,402,360	6,856,379	33,283,068
2077	5,034,556	2,315,818	2,718,738	1,982,555	8.2886	16,432,608	5,510,734	109,428	5,401,306	3,938,735	4.2714	16,823,913	1,250,000	911,524	1.0000	911,524	9,370,044	6,832,814	34,168,045
2078	7,558,119	2,315,818	5,242,301	3,822,786	8.6019	32,883,219	13,081,424	109,428	12,971,996	9,459,426	4.3816	41,447,419	1,250,000	911,524	1.0000	911,524	19,464,297	14,193,735	75,242,162
2079	5,034,556	2,315,818	2,718,738	1,982,555	8.9270	17,698,272	5,510,734	109,428	5,401,306	3,938,735	4.4947	17,703,433	1,250,000	911,524	1.0000	911,524	9,370,044	6,832,814	36,313,228
2080	5,048,349	2,315,818	2,732,532	1,992,614	9.2645	18,460,572	5,529,256	109,428	5,419,828	3,952,242	4.6106	18,222,206	1,250,000	911,524	1.0000	911,524	9,402,360	6,856,379	37,594,301
2081	5,034,556	2,315,818	2,718,738	1,982,555	9.6147	19,061,675	5,510,734	109,428	5,401,306	3,938,735	4.7296	18,628,642	1,250,000	911,524	1.0000	911,524	9,370,044	6,832,814	38,601,841
2082	7,448,569	2,315,818	5,132,751	3,742,899	9.9781	37,347,025	12,752,773	109,428	12,643,345	9,219,767	4.8516	44,730,622	1,250,000	911,524	1.0000	911,524	19,026,096	13,874,190	82,989,171
2083	5,034,556	2,315,818	2,718,738	1,982,555	10.3553	20,529,955	5,510,734	109,428	5,401,306	3,938,735	4.9768	19,602,297	1,250,000	911,524	1.0000	911,524	9,370,044	6,832,814	41,043,776
2084	5,048,349	2,315,818	2,732,532	1,992,614	10.7467	21,414,024	5,529,256	109,428	5,419,828	3,952,242	5.1052	20,176,985	1,250,000	911,524	1.0000	911,524	9,402,360	6,856,379	42,502,532
2085	5,034,556	2,315,818	2,718,738	1,982,555	11.1529	22,111,242	5,510,734	109,428	5,401,306	3,938,735	5.2369	20,626,762	1,250,000	911,524	1.0000	911,524	9,370,044	6,832,814	43,649,528
2086	5,034,556	2,315,818	2,718,738	1,982,555	11.5745	22,947,087	5,510,734	109,428	5,401,306	3,938,735	5.3720	21,158,885	1,250,000	911,524	1.0000	911,524	9,370,044	6,832,814	45,017,496
2087	5,034,556	2,315,818	2,718,738	1,982,555	12.0120	23,814,455	5,510,734	109,428	5,401,306	3,938,735	5.5106	21,704,794	1,250,000	911,524	1.0000	911,524	9,370,044	6,832,814	46,430,773
2088	38,955,083	2,315,818	36,639,266	26,718,049	12.4661	333,069,866	60,664,225	109,428	60,554,797	44,157,708	5.6528	249,614,693	1,250,000	911,524	1.0000	911,524	98,444,062	71,787,281	583,596,083
2089	37,814,391	2,315,818	35,498,573	25,886,234	12.9373	334,897,974	27,423,371	109,428	27,313,943	19,917,846	5.7986	115,495,624	1,250,000	911,524	1.0000	911,524	64,062,516	46,715,604	451,305,122
2090	57,989,340	2,315,818	55,673,522	40,598,190	13.4263	545,083,480	68,480,901	109,428	68,371,473	49,857,777	5.9482	296,564,032	1,250,000	911,524	1.0000	911,524	125,294,995	91,367,491	842,559,035
2091	59,765,744	2,315,818	57,449,927	41,893,578	13.9338	583,736,737	47,033,440	109,428	46,924,012	34,217,881	6.1017	208,787,245	1,250,000	911,524	1.0000	911,524	105,623,939	77,022,983	793,435,506
2092	55,868,516	2,315,818	53,552,699	39,051,645	14.4605	564,706,317	39,780,661	109,428	39,671,233	28,929,017	6.2591	181,069,608	1,250,000	911,524	1.0000	911,524	94,473,931	68,892,186	746,687,449
2093	26,140,056	2,315,818	23,824,238	17,373,087	15.0071	260,719,653	12,241,662	109,428	12,132,234	8,847,055	6.4206	56,803,404	1,250,000	911,524	1.0000	911,524	37,206,472	27,131,666	318,434,582
2094	18,875,245	2,315,818	16,559,427	12,075,449	15.5744	188,067,870	20,647,599	109,428	20,538,171	14,976,825	6.5863	98,641,862	1,250,000	911,524	1.0000	911,524	38,347,599	27,963,797	287,621,256
2095	16,258,583	2,315,818	13,942,765	10,167,329	16.1631	164,335,556	20,311,322	109,428	20,201,894	14,731,605	6.7562	99,529,670	1,250,000	911,524	1.0000	911,524	35,394,659	25,810,458	264,776,750
2096	5,004,965	2,315,818	2,689,147	1,960,977	16.7741	32,893,624	6,169,510	109,428	6,060,082	4,419,127	6.9305	30,626,759	1,250,000	911,524	1.0000	911,524	9,999,229	7,291,628	64,431,907
2097	4,839,226	2,315,818	2,523,408	1,840,117	17.4081	32,032,941	5,693,045	109,428	5,583,617	4,071,680	7.1093	28,946,794	1,250,000	911,524	1.0000	911,524	9,357,025	6,823,321	61,891,259
2098	4,034,318	2,315,818	1,718,500	1,253,163	18.0662	22,639,888	3,278,321	109,428	3,168,893	2,310,817	7.2927	16,852,095	1,250,000	911,524	1.0000	911,524	6,137,393	4,475,504	40,403,507
2099	4,839,226	2,315,818	2,523,408	1,840,117	18.7491	34,500,538	5,693,045	109,428	5,583,617	4,071,680	7.4809	30,459,830	1,250,000	911,524	1.0000	911,524	9,357,025	6,823,321	65,871,892
2100	5,293,574	2,315,818	2,977,756	2,171,436	19.4578	42,251,369	7,056,089	109,428	6,946,661	5,065,637	7.6739	38,873,193	1,250,000	911,524	1.0000	911,524	11,174,417	8,148,597	82,036,085
2101	5,449,255	2,315,818	3,133,437	2,284,962	20.1933	46,140,919	7,523,133	109,428	7,413,705	5,406,214	7.8719	42,557,178	1,250,000	911,524	1.0000	911,524	11,797,142	8,602,700	89,609,621
2102	5,449,255	2,315,818	3,133,437	2,284,962	20.9566	47,885,030	7,523,133	109,428	7,413,705	5,406,214	8.0750	43,655,180	1,250,000	911,524	1.0000	911,524	11,797,142	8,602,700	92,451,734
2103	3,826,743	2,315,818	1,510,925	1,101,795	21.7488	23,962,721	2,655,596	109,428	2,546,168	1,856,714	8.2833	15,379,720	1,250,000	911,524	1.0000	911,524	5,307,093	3,870,033	40,253,965
2104	3,888,694	2,315,818	1,572,876	1,146,971	22.5709	25,888,173	2,820,698	109,428	2,711,270	1,977,110	8.4970	16,799,500	1,250,000	911,524	1.0000	911,524	5,534,146	4,035,605	43,599,198

Xcel Energy
Nuclear Decommissioning Accrual
100-Year Decommissioning Period
DECON Method

Docket No. E002/M-20-___
Schedule E.7
Page 8 of 17

Proposed

AMOUNT TO RECOVER

	LABOR						NON-LABOR						PIIC Payment						
	Cost Estimate Nominal $s	DOE Reimbursement Estimate Nominal $s	Adjusted Estimate Nominal $s	Jurisdictional Cost in Nominal $s	Escalation Factor	Jurisdictional Cost in Future $'s	Cost Estimate Nominal $s	DOE Reimbursement Estimate Nominal $s	Adjusted Estimate Nominal $s	Jurisdictional Cost in Nominal $s	Escalation Factor	Jurisdictional Cost in Future $'s	Cost Estimate Nominal $s	Jurisdictional Cost in Nominal $s	Escalation Factor	Jurisdictional Cost in Future $'s	Total Cost Estimate Nominal $s	Total Jurisdictional Cost in Nominal $s	Total Jurisdictional Cost in Future $'s
2105	5,397,361	2,315,818	3,081,543	2,247,120	23.4240	52,636,536	7,367,451	109,428	7,258,023	5,292,689	8.7162	46,132,132	1,250,000	911,524	1.0000	911,524	11,589,567	8,451,332	99,680,192
2106	4,839,226	2,315,818	2,523,408	1,840,117	24.3095	44,732,324	5,693,045	109,428	5,583,617	4,071,680	8.9411	36,405,297	1,250,000	911,524	1.0000	911,524	9,357,025	6,823,321	82,049,146
2107	4,891,119	2,315,818	2,575,302	1,877,959	25.2284	47,377,899	5,848,727	109,428	5,739,299	4,185,206	9.1718	38,385,869	1,250,000	911,524	1.0000	911,524	9,564,600	6,974,688	86,675,292
2108	3,888,694	2,315,818	1,572,876	1,146,971	26.1820	30,030,001	2,820,698	109,428	2,711,270	1,977,110	9.4084	18,601,438	1,250,000	911,524	1.0000	911,524	5,534,146	4,035,605	49,542,963
2109	4,839,226	2,315,818	2,523,408	1,840,117	27.1717	49,999,107	5,693,045	109,428	5,583,617	4,071,680	9.6512	39,296,597	1,250,000	911,524	1.0000	911,524	9,357,025	6,823,321	90,207,228
2110	4,891,119	2,315,818	2,575,302	1,877,959	28.1988	52,956,188	5,848,727	109,428	5,739,299	4,185,206	9.9002	41,434,373	1,250,000	911,524	1.0000	911,524	9,564,600	6,974,688	95,302,085
2111	4,891,119	2,315,818	2,575,302	1,877,959	29.2647	54,957,904	5,848,727	109,428	5,739,299	4,185,206	10.1556	42,503,275	1,250,000	911,524	1.0000	911,524	9,564,600	6,974,688	98,372,703
2112	3,888,694	2,315,818	1,572,876	1,146,971	30.3709	34,834,549	2,820,698	109,428	2,711,270	1,977,110	10.4176	20,596,737	1,250,000	911,524	1.0000	911,524	5,534,146	4,035,605	56,342,810
2113	6,916,086	2,315,818	4,600,268	3,354,603	31.5189	105,733,389	11,923,625	109,428	11,814,197	8,615,137	10.6864	92,064,802	1,250,000	911,524	1.0000	911,524	17,664,465	12,881,264	198,709,715
2114	5,903,603	2,315,818	3,587,785	2,616,281	32.7103	85,579,331	8,886,176	109,428	8,776,748	6,400,171	10.9621	70,159,319	1,250,000	911,524	1.0000	911,524	13,614,533	9,927,976	156,650,174
2115	5,250,862	2,315,818	2,935,045	2,140,290	33.9468	72,656,008	6,927,956	109,428	6,818,528	4,972,200	11.2449	55,911,891	1,250,000	911,524	1.0000	911,524	11,003,572	8,024,014	129,479,422
2116	3,888,694	2,315,818	1,572,876	1,146,971	35.2299	40,407,683	2,820,698	109,428	2,711,270	1,977,110	11.5350	22,805,959	1,250,000	911,524	1.0000	911,524	5,534,146	4,035,605	64,125,166
2117	3,852,646	2,315,818	1,536,828	1,120,684	36.5616	40,973,999	14,592,996	109,428	14,483,568	10,561,693	11.8326	124,972,286	1,250,000	911,524	1.0000	911,524	17,270,396	12,593,901	166,857,810
2118	1,123,816	2,315,818	(1,192,002)	(869,230)	37.9437	(32,981,817)	1,790,582	109,428	1,681,154	1,225,929	12.1379	14,880,210	1,250,000	911,524	1.0000	911,524	1,739,152	1,268,223	(17,190,084)
	$833,038,756	$178,317,970	$654,720,786	$477,434,837		$4,835,134,587	$955,280,259	$8,425,956	$946,854,303	$690,464,148		$3,253,561,666	$106,250,000	$77,479,519		$77,479,519	$1,707,825,089	$1,245,378,503	$8,166,175,771
	$3,097,036,169	$790,755,642	$2,306,280,527	$1,681,783,580		$17,058,676,165	$3,328,588,374	$37,533,805	$3,291,054,569	$2,399,899,522		$11,227,325,305	$213,750,000	$155,870,561		$155,870,561	$5,811,085,097	$4,237,553,663	$28,441,872,031

Xcel Energy
Nuclear Decommissioning Accrual
100-Year Decommissioning Period
DECON Method

Docket No. E002/M-20-___
Schedule E.7
Page 9 of 17

Proposed

EXTERNAL FUND CALCULATION

Monticello

	Beginning Balance	Assumed Interest	Decommissioning Payment	Annuity	Ending Balance
2020	$757,935,327	$15,149,539	$0	$6,696,113	$779,780,979
2021	779,780,979	31,204,574	-	8,507,110	819,492,663
2022	819,492,663	34,040,281	-	71,581,539	925,114,483
2023	925,114,483	38,244,029	-	71,581,539	1,034,940,050
2024	1,034,940,050	42,615,087	-	71,581,539	1,149,136,675
2025	1,149,136,675	47,160,112	-	71,581,539	1,267,878,326
2026	1,267,878,326	51,886,030	-	71,581,539	1,391,345,894
2027	1,391,345,894	56,800,039	-	71,581,539	1,519,727,472
2028	1,519,727,472	61,909,626	-	71,581,539	1,653,218,637
2029	1,653,218,637	67,222,574	-	71,581,539	1,792,022,750
2030	1,792,022,750	69,298,788	(29,153,887)	53,686,154	1,885,853,805
2031	1,885,853,805	71,851,030	(124,694,267)	-	1,833,010,567
2032	1,833,010,567	69,837,703	(77,781,310)	-	1,825,066,960
2033	1,825,066,960	69,535,051	(79,618,616)	-	1,814,983,395
2034	1,814,983,395	69,150,867	(181,199,337)	-	1,702,934,925
2035	1,702,934,925	64,881,821	(18,244,582)	-	1,749,572,164
2036	1,749,572,164	66,658,699	(18,909,387)	-	1,797,321,476
2037	1,797,321,476	68,477,948	(19,491,085)	-	1,846,308,339
2038	1,846,308,339	70,344,348	(13,362,498)	-	1,903,290,189
2039	1,903,290,189	72,515,356	(13,787,364)	-	1,962,018,182
2040	1,962,018,182	74,752,893	(14,285,196)	-	2,022,485,878
2041	2,022,485,878	77,056,712	(14,679,739)	-	2,084,862,851
2042	2,084,862,851	79,433,275	(15,148,013)	-	2,149,148,113
2043	2,149,148,113	81,882,543	(15,631,898)	-	2,215,398,757
2044	2,215,398,757	84,406,693	(16,198,814)	-	2,283,606,636
2045	2,283,606,636	87,005,413	(16,648,377)	-	2,353,963,672
2046	2,353,963,672	89,686,016	(17,181,312)	-	2,426,468,376
2047	2,426,468,376	92,448,445	(17,732,840)	-	2,501,183,981
2048	2,501,183,981	95,295,110	(23,073,739)	-	2,573,405,351
2049	2,573,405,351	98,046,744	(18,890,587)	-	2,652,561,508
2050	2,652,561,508	101,062,593	(30,696,113)	-	2,722,927,989
2051	2,722,927,989	103,743,556	(31,656,122)	-	2,795,015,423
2052	2,795,015,423	106,490,088	(32,735,685)	-	2,868,769,825
2053	2,868,769,825	109,300,130	(33,671,584)	-	2,944,398,372
2054	2,944,398,372	112,181,578	(34,728,418)	-	3,021,851,531
2055	3,021,851,531	115,132,543	(35,819,476)	-	3,101,164,599
2056	3,101,164,599	118,154,371	(37,046,230)	-	3,182,272,740
2057	3,182,272,740	121,244,591	(38,109,670)	-	3,265,407,662
2058	3,265,407,662	124,412,032	(102,174,628)	-	3,287,645,066
2059	3,287,645,066	125,259,277	(40,551,552)	-	3,372,352,790
2060	3,372,352,790	128,486,641	(41,947,857)	-	3,458,891,574

Xcel Energy
Nuclear Decommissioning Accrual
100-Year Decommissioning Period
DECON Method

Docket No. E002/M-20-___
Schedule E.7
Page 10 of 17

Proposed

EXTERNAL FUND CALCULATION

External Levelized	2061	3,458,891,574	131,783,769	(43,155,600)	-	3,547,519,744
	2062	3,547,519,744	135,160,502	(44,523,062)	-	3,638,157,184
	2063	3,638,157,184	138,613,789	(82,365,821)	-	3,694,405,151
	2064	3,694,405,151	140,756,836	(47,522,774)	-	3,787,639,214
	2065	3,787,639,214	144,309,054	(48,897,946)	-	3,883,050,321
	2066	3,883,050,321	147,944,217	(58,416,205)	-	3,972,578,334
	2067	3,972,578,334	151,355,235	(52,058,873)	-	4,071,874,695
	2068	4,071,874,695	155,138,426	(172,191,161)	-	4,054,821,960
	2069	4,054,821,960	154,488,717	(55,432,486)	-	4,153,878,191
	2070	4,153,878,191	158,262,759	(57,202,810)	-	4,254,938,139
	2071	4,254,938,139	162,113,143	(59,031,855)	-	4,358,019,428
	2072	4,358,019,428	166,040,540	(61,094,255)	-	4,462,965,713
	2073	4,462,965,713	170,038,994	(62,874,395)	-	4,570,130,312
	2074	4,570,130,312	174,121,965	(64,892,208)	-	4,679,360,069
	2075	4,679,360,069	178,283,619	(66,976,429)	-	4,790,667,259
	2076	4,790,667,259	182,524,423	(69,327,221)	-	4,903,864,460
	2077	4,903,864,460	186,837,236	(71,354,568)	-	5,019,347,128
	2078	5,019,347,128	191,237,126	(73,653,727)	-	5,136,930,527
	2079	5,136,930,527	195,717,053	(76,029,769)	-	5,256,617,810
	2080	5,256,617,810	200,277,139	(78,711,223)	-	5,378,183,726
	2081	5,378,183,726	204,908,800	(81,022,185)	-	5,502,070,341
	2082	5,502,070,341	209,628,880	(83,643,797)	-	5,628,055,424
	2083	5,628,055,424	214,428,912	(86,353,837)	-	5,756,130,499
	2084	5,756,130,499	219,308,572	(567,534,295)	-	5,407,904,776
	2085	5,407,904,776	206,041,172	(347,616,694)	-	5,266,329,254
	2086	5,266,329,254	200,647,145	(616,501,363)	-	4,850,475,035
	2087	4,850,475,035	184,803,099	(1,062,223,504)	-	3,973,054,629
	2088	3,973,054,629	151,373,381	(710,565,449)	-	3,413,862,562
	2089	3,413,862,562	130,068,164	(694,351,856)	-	2,849,578,869
	2090	2,849,578,869	108,568,955	(364,736,424)	-	2,593,411,400
	2091	2,593,411,400	98,808,974	(301,123,649)	-	2,391,096,726
	2092	2,391,096,726	91,100,785	(193,809,099)	-	2,288,388,411
	2093	2,288,388,411	87,187,598	(112,602,917)	-	2,262,973,093
	2094	2,262,973,093	86,219,275	(88,420,703)	-	2,260,771,664
	2095	2,260,771,664	86,135,400	(157,717,552)	-	2,189,189,513
	2096	2,189,189,513	83,408,120	(129,102,878)	-	2,143,494,755
	2097	2,143,494,755	81,667,150	(46,089,744)	-	2,179,072,161
	2098	2,179,072,161	83,022,649	(47,690,567)	-	2,214,404,243
	2099	2,214,404,243	84,368,802	(49,348,215)	-	2,249,424,829
	2100	2,249,424,829	85,703,086	(51,064,657)	-	2,284,063,258
	2101	2,284,063,258	87,022,810	(52,842,196)	-	2,318,243,872
	2102	2,318,243,872	88,325,092	(54,682,968)	-	2,351,885,995
	2103	2,351,885,995	89,606,856	(56,589,307)	-	2,384,903,545
	2104	2,384,903,545	90,864,825	(58,934,820)	-	2,416,833,549
	2105	2,416,833,549	92,081,358	(60,607,920)	-	2,448,306,987
	2106	2,448,306,987	93,280,496	(62,725,619)	-	2,478,861,864
	2107	2,478,861,864	94,444,637	(64,918,746)	-	2,508,387,755

Xcel Energy
Nuclear Decommissioning Accrual
100-Year Decommissioning Period
DECON Method

Docket No. E002/M-20-___
Schedule E.7
Page 11 of 17

Proposed

EXTERNAL FUND CALCULATION

2108	2,508,387,755	95,569,573	(352,794,353)	-	2,251,162,975
2109	2,251,162,975	85,769,309	(69,542,720)	-	2,267,389,565
2110	2,267,389,565	86,387,542	(71,979,385)	-	2,281,797,722
2111	2,281,797,722	86,936,493	(74,503,112)	-	2,294,231,103
2112	2,294,231,103	87,410,205	(77,611,752)	-	2,304,029,556
2113	2,304,029,556	87,783,526	(246,447,503)	-	2,145,365,579
2114	2,145,365,579	81,738,429	(82,629,571)	-	2,144,474,436
2115	2,144,474,436	81,704,476	(85,534,876)	-	2,140,644,037
2116	2,140,644,037	81,558,538	(125,719,084)	-	2,096,483,490
2117	2,096,483,490	79,876,021	(91,661,529)	-	2,084,697,982
2118	2,084,697,982	79,426,993	(668,672,291)	-	1,495,452,684
2119	1,495,452,684	56,976,747	(133,080,142)	-	1,419,349,289
2120	1,419,349,289	54,077,208	(132,325,534)	-	1,341,100,963
2121	1,341,100,963	51,095,947	(136,215,116)	-	1,255,981,794
2122	1,255,981,794	47,852,906	(140,924,926)	-	1,162,909,774
2123	1,162,909,774	44,306,862	(152,388,692)	-	1,054,827,944
2124	1,054,827,944	40,188,945	(151,611,774)	-	943,405,115
2125	943,405,115	35,943,735	(156,078,503)	-	823,270,347
2126	823,270,347	31,366,600	(161,491,897)	-	693,145,050
2127	693,145,050	26,408,826	(174,573,449)	-	544,980,428
2128	544,980,428	20,763,754	(227,279,691)	-	338,464,491
2129	338,464,491	12,895,497	(178,912,693)	-	172,447,296
2130	172,447,296	6,570,242	(233,977,350)	-	(54,959,812)
2131	(54,959,812)	(2,093,969)	57,053,781	-	0

Xcel Energy
Nuclear Decommissioning Accrual
100-Year Decommissioning Period
DECON Method

Docket No. E002/M-20-___
Schedule E.7
Page 12 of 17

Proposed

EXTERNAL FUND CALCULATION

Prairie Island Unit 1

	Beginning Balance	Assumed Interest	Decommissioning Payment	Annuity	Ending Balance
2020	$437,068,622	$8,807,181	$0	$24,632	$445,900,435
2021	445,900,435	18,219,642	-	12,399,703	476,519,779
2022	476,519,779	20,029,162	-	40,963,527	537,512,468
2023	537,512,468	22,487,168	-	40,963,527	600,963,162
2024	600,963,162	25,044,231	-	40,963,527	666,970,919
2025	666,970,919	27,704,343	-	40,963,527	735,638,789
2026	735,638,789	30,471,658	-	40,963,527	807,073,974
2027	807,073,974	33,350,496	-	40,963,527	881,387,997
2028	881,387,997	36,345,351	-	40,963,527	958,696,875
2029	958,696,875	39,460,899	-	40,963,527	1,039,121,300
2030	1,039,121,300	42,702,003	-	40,963,527	1,122,786,830
2031	1,122,786,830	46,073,724	-	40,963,527	1,209,824,081
2032	1,209,824,081	49,581,326	-	40,963,527	1,300,368,933
2033	1,300,368,933	49,935,485	(28,675,993)	27,445,563	1,349,073,988
2034	1,349,073,988	51,264,812	(94,078,505)	-	1,306,260,295
2035	1,306,260,295	49,637,891	(40,726,070)	-	1,315,172,115
2036	1,315,172,115	49,976,540	(34,976,809)	-	1,330,171,847
2037	1,330,171,847	50,546,530	(59,454,853)	-	1,321,263,524
2038	1,321,263,524	50,208,014	(98,362,742)	-	1,273,108,796
2039	1,273,108,796	48,378,134	(14,771,643)	-	1,306,715,287
2040	1,306,715,287	49,655,181	(15,260,915)	-	1,341,109,554
2041	1,341,109,554	50,962,163	(11,860,847)	-	1,380,210,870
2042	1,380,210,870	52,448,013	(12,194,153)	-	1,420,464,731
2043	1,420,464,731	53,977,660	(12,538,000)	-	1,461,904,391
2044	1,461,904,391	55,552,367	(12,941,684)	-	1,504,515,073
2045	1,504,515,073	57,171,573	(22,312,509)	-	1,539,374,137
2046	1,539,374,137	58,496,217	(19,849,443)	-	1,578,020,911
2047	1,578,020,911	59,964,795	(20,422,825)	-	1,617,562,881
2048	1,617,562,881	61,467,389	(14,482,923)	-	1,664,547,347
2049	1,664,547,347	63,252,799	(21,622,844)	-	1,706,177,302
2050	1,706,177,302	64,834,737	(25,742,577)	-	1,745,269,462
2051	1,745,269,462	66,320,240	(26,104,211)	-	1,785,485,491
2052	1,785,485,491	67,848,449	(27,333,431)	-	1,826,000,509
2053	1,826,000,509	69,388,019	(16,636,298)	-	1,878,752,231
2054	1,878,752,231	71,392,585	(17,121,275)	-	1,933,023,541
2055	1,933,023,541	73,454,895	(29,746,097)	-	1,976,732,338
2056	1,976,732,338	75,115,829	(26,533,451)	-	2,025,314,716
2057	2,025,314,716	76,961,959	(27,243,480)	-	2,075,033,195
2058	2,075,033,195	78,851,261	(19,221,403)	-	2,134,663,053
2059	2,134,663,053	81,117,196	(28,387,884)	-	2,187,392,365
2060	2,187,392,365	83,120,910	(29,820,978)	-	2,240,692,297

Xcel Energy
Nuclear Decommissioning Accrual
100-Year Decommissioning Period
DECON Method

Docket No. E002/M-20-___
Schedule E.7
Page 13 of 17

Proposed

EXTERNAL FUND CALCULATION

External Levelized	2061	2,240,692,297	85,146,307	(30,624,693)	-	2,295,213,911
	2062	2,295,213,911	87,218,129	(21,604,866)	-	2,360,827,174
	2063	2,360,827,174	89,711,433	(52,946,928)	-	2,397,591,678
	2064	2,397,591,678	91,108,484	(43,514,655)	-	2,445,185,506
	2065	2,445,185,506	92,917,049	(34,459,071)	-	2,503,643,484
	2066	2,503,643,484	95,138,452	(24,310,639)	-	2,574,471,297
	2067	2,574,471,297	97,829,909	(25,042,830)	-	2,647,258,376
	2068	2,647,258,376	100,595,818	(49,641,577)	-	2,698,212,618
	2069	2,698,212,618	102,532,079	(44,920,912)	-	2,755,823,785
	2070	2,755,823,785	104,721,304	(27,384,722)	-	2,833,160,367
	2071	2,833,160,367	107,660,094	(28,216,588)	-	2,912,603,872
	2072	2,912,603,872	110,678,947	(61,900,626)	-	2,961,382,193
	2073	2,961,382,193	112,532,523	(29,962,823)	-	3,043,951,894
	2074	3,043,951,894	115,670,172	(30,879,142)	-	3,128,742,924
	2075	3,128,742,924	118,892,231	(73,610,782)	-	3,174,024,373
	2076	3,174,024,373	120,612,926	(32,937,508)	-	3,261,699,791
	2077	3,261,699,791	123,944,592	(33,810,632)	-	3,351,833,751
	2078	3,351,833,751	127,369,683	(74,871,473)	-	3,404,331,961
	2079	3,404,331,961	129,364,615	(35,928,769)	-	3,497,767,806
	2080	3,497,767,806	132,915,177	(37,194,459)	-	3,593,488,523
	2081	3,593,488,523	136,552,564	(38,188,272)	-	3,691,852,815
	2082	3,691,852,815	140,290,407	(82,560,229)	-	3,749,582,992
	2083	3,749,582,992	142,484,154	(40,598,886)	-	3,851,468,260
	2084	3,851,468,260	146,355,794	(42,039,833)	-	3,955,784,221
	2085	3,955,784,221	150,319,800	(43,170,933)	-	4,062,933,089
	2086	4,062,933,089	154,391,457	(44,521,096)	-	4,172,803,450
	2087	4,172,803,450	158,566,531	(265,029,775)	-	4,066,340,207
	2088	4,066,340,207	154,520,928	(840,068,551)	-	3,380,792,584
	2089	3,380,792,584	128,470,118	(812,751,932)	-	2,696,510,770
	2090	2,696,510,770	102,467,409	(603,654,678)	-	2,195,323,501
	2091	2,195,323,501	83,422,293	(525,415,896)	-	1,753,329,898
	2092	1,753,329,898	66,626,536	(93,250,482)	-	1,726,705,952
	2093	1,726,705,952	65,614,826	(248,060,027)	-	1,544,260,752
	2094	1,544,260,752	58,681,909	(220,129,874)	-	1,382,812,787
	2095	1,382,812,787	52,546,886	(214,428,614)	-	1,220,931,058
	2096	1,220,931,058	46,395,380	(64,431,911)	-	1,202,894,528
	2097	1,202,894,528	45,709,992	(61,891,263)	-	1,186,713,257
	2098	1,186,713,257	45,095,104	(40,403,512)	-	1,191,404,848
	2099	1,191,404,848	45,273,384	(65,871,897)	-	1,170,806,336
	2100	1,170,806,336	44,490,641	(82,036,090)	-	1,133,260,887
	2101	1,133,260,887	43,063,914	(89,609,626)	-	1,086,715,175
	2102	1,086,715,175	41,295,177	(92,451,740)	-	1,035,558,612
	2103	1,035,558,612	39,351,227	(40,253,970)	-	1,034,655,868
	2104	1,034,655,868	39,316,923	(43,599,203)	-	1,030,373,588
	2105	1,030,373,588	39,154,196	(99,680,198)	-	969,847,587
	2106	969,847,587	36,854,208	(82,049,152)	-	924,652,643
	2107	924,652,643	35,136,800	(86,675,298)	-	873,114,146

Xcel Energy
Nuclear Decommissioning Accrual
100-Year Decommissioning Period
DECON Method

Docket No. E002/M-20-___
Schedule E.7
Page 14 of 17

Proposed

EXTERNAL FUND CALCULATION

2108	873,114,146	33,178,338	(49,542,970)	-	856,749,513
2109	856,749,513	32,556,481	(90,207,235)	-	799,098,759
2110	799,098,759	30,365,753	(95,302,092)	-	734,162,420
2111	734,162,420	27,898,172	(98,372,710)	-	663,687,882
2112	663,687,882	25,220,140	(56,342,818)	-	632,565,204
2113	632,565,204	24,037,478	(198,709,724)	-	457,892,958
2114	457,892,958	17,399,932	(156,650,183)	-	318,642,708
2115	318,642,708	12,108,423	(129,479,431)	-	201,271,700
2116	201,271,700	7,648,325	(64,125,175)	-	144,794,849
2117	144,794,849	5,502,204	(166,857,819)	-	(16,560,765)
2118	(16,560,765)	(629,309)	17,190,074	-	0

Xcel Energy
Nuclear Decommissioning Accrual
100-Year Decommissioning Period
DECON Method

Docket No. E002/M-20-___
Schedule E.7
Page 15 of 17

Proposed

EXTERNAL FUND CALCULATION

Prairie Island Unit 2

	Beginning Balance	Assumed Interest	Decommissioning Payment	Annuity	Ending Balance
2020	$487,163,479	$9,843,678	$0	$294,670	$497,301,828
2021	497,301,828	20,222,528	-	6,511,608	524,035,965
2022	524,035,965	21,870,291	-	34,615,754	580,522,010
2023	580,522,010	24,152,327	-	34,615,754	639,290,092
2024	639,290,092	26,526,558	-	34,615,754	700,432,404
2025	700,432,404	28,996,707	-	34,615,754	764,044,865
2026	764,044,865	31,566,651	-	34,615,754	830,227,270
2027	830,227,270	34,240,420	-	34,615,754	899,083,444
2028	899,083,444	37,022,209	-	34,615,754	970,721,408
2029	970,721,408	39,916,383	-	34,615,754	1,045,253,545
2030	1,045,253,545	42,927,481	-	34,615,754	1,122,796,780
2031	1,122,796,780	46,060,228	-	34,615,754	1,203,472,763
2032	1,203,472,763	49,319,538	-	34,615,754	1,287,408,055
2033	1,287,408,055	52,710,524	-	34,615,754	1,374,734,333
2034	1,374,734,333	52,924,705	(13,395,583)	28,731,076	1,442,994,531
2035	1,442,994,531	54,978,092	(97,831,438)	-	1,400,141,185
2036	1,400,141,185	53,345,379	(62,709,495)	-	1,390,777,069
2037	1,390,777,069	52,988,606	(64,798,117)	-	1,378,967,559
2038	1,378,967,559	52,538,664	(102,963,497)	-	1,328,542,726
2039	1,328,542,726	50,617,478	(14,861,556)	-	1,364,298,647
2040	1,364,298,647	51,979,778	(15,354,393)	-	1,400,924,033
2041	1,400,924,033	53,375,206	(15,774,683)	-	1,438,524,556
2042	1,438,524,556	54,807,786	(12,294,365)	-	1,481,037,977
2043	1,481,037,977	56,427,547	(12,641,904)	-	1,524,823,619
2044	1,524,823,619	58,095,780	(13,049,715)	-	1,569,869,684
2045	1,569,869,684	59,812,035	(22,424,217)	-	1,607,257,502
2046	1,607,257,502	61,236,511	(19,965,267)	-	1,648,528,745
2047	1,648,528,745	62,808,945	(20,542,922)	-	1,690,794,769
2048	1,690,794,769	64,419,281	(14,607,795)	-	1,740,606,255
2049	1,740,606,255	66,317,098	(21,751,969)	-	1,785,171,384
2050	1,785,171,384	68,015,030	(25,876,469)	-	1,827,309,945
2051	1,827,309,945	69,620,509	(26,243,045)	-	1,870,687,409
2052	1,870,687,409	71,273,190	(27,477,786)	-	1,914,482,813
2053	1,914,482,813	72,941,795	(16,785,576)	-	1,970,639,033
2054	1,970,639,033	75,081,347	(17,276,069)	-	2,028,444,311
2055	2,028,444,311	77,283,728	(29,906,614)	-	2,075,821,425
2056	2,075,821,425	79,088,796	(26,700,358)	-	2,128,209,864
2057	2,128,209,864	81,084,796	(27,416,084)	-	2,181,878,576
2058	2,181,878,576	83,129,574	(19,400,392)	-	2,245,607,758
2059	2,245,607,758	85,557,656	(28,573,494)	-	2,302,591,920
2060	2,302,591,920	87,728,752	(30,013,985)	-	2,360,306,687

Xcel Energy
Nuclear Decommissioning Accrual
100-Year Decommissioning Period
DECON Method

Docket No. E002/M-20-___
Schedule E.7
Page 16 of 17

Proposed

EXTERNAL FUND CALCULATION

External Levelized	2061	2,360,306,687	89,927,685	(30,824,295)	-	2,419,410,077
	2062	2,419,410,077	92,179,524	(21,811,859)	-	2,489,777,742
	2063	2,489,777,742	94,860,532	(53,161,588)	-	2,531,476,686
	2064	2,531,476,686	96,449,262	(43,737,872)	-	2,584,188,076
	2065	2,584,188,076	98,457,566	(34,689,928)	-	2,647,955,714
	2066	2,647,955,714	100,887,113	(24,550,048)	-	2,724,292,778
	2067	2,724,292,778	103,795,555	(25,291,111)	-	2,802,797,222
	2068	2,802,797,222	106,786,574	(49,899,768)	-	2,859,684,028
	2069	2,859,684,028	108,953,961	(45,187,943)	-	2,923,450,047
	2070	2,923,450,047	111,383,447	(27,661,657)	-	3,007,171,837
	2071	3,007,171,837	114,573,247	(28,503,794)	-	3,093,241,290
	2072	3,093,241,290	117,852,493	(62,199,306)	-	3,148,894,477
	2073	3,148,894,477	119,972,880	(30,271,740)	-	3,238,595,617
	2074	3,238,595,617	123,390,493	(31,199,526)	-	3,330,786,584
	2075	3,330,786,584	126,902,969	(73,943,059)	-	3,383,746,494
	2076	3,383,746,494	128,920,741	(33,283,068)	-	3,479,384,167
	2077	3,479,384,167	132,564,537	(34,168,045)	-	3,577,780,658
	2078	3,577,780,658	136,313,443	(75,242,162)	-	3,638,851,939
	2079	3,638,851,939	138,640,259	(36,313,228)	-	3,741,178,969
	2080	3,741,178,969	142,538,919	(37,594,301)	-	3,846,123,587
	2081	3,846,123,587	146,537,309	(38,601,841)	-	3,954,059,055
	2082	3,954,059,055	150,649,650	(82,989,171)	-	4,021,719,534
	2083	4,021,719,534	153,227,514	(41,043,776)	-	4,133,903,272
	2084	4,133,903,272	157,501,715	(42,502,532)	-	4,248,902,454
	2085	4,248,902,454	161,883,183	(43,649,528)	-	4,367,136,110
	2086	4,367,136,110	166,387,886	(45,017,496)	-	4,488,506,500
	2087	4,488,506,500	171,012,098	(46,430,773)	-	4,613,087,825
	2088	4,613,087,825	175,758,646	(583,596,083)	-	4,205,250,388
	2089	4,205,250,388	160,220,040	(451,305,122)	-	3,914,165,306
	2090	3,914,165,306	149,129,698	(842,559,035)	-	3,220,735,968
	2091	3,220,735,968	122,710,040	(793,435,506)	-	2,550,010,503
	2092	2,550,010,503	97,155,400	(746,687,449)	-	1,900,478,454
	2093	1,900,478,454	72,408,229	(318,434,582)	-	1,654,452,102
	2094	1,654,452,102	63,034,625	(287,621,256)	-	1,429,865,471
	2095	1,429,865,471	54,477,874	(264,776,750)	-	1,219,566,596
	2096	1,219,566,596	46,465,487	(64,431,907)	-	1,201,600,176
	2097	1,201,600,176	45,780,967	(61,891,259)	-	1,185,489,884
	2098	1,185,489,884	45,167,165	(40,403,507)	-	1,190,253,541
	2099	1,190,253,541	45,348,660	(65,871,892)	-	1,169,730,309
	2100	1,169,730,309	44,566,725	(82,036,085)	-	1,132,260,949
	2101	1,132,260,949	43,139,142	(89,609,621)	-	1,085,790,471
	2102	1,085,790,471	41,368,617	(92,451,734)	-	1,034,707,354
	2103	1,034,707,354	39,422,350	(40,253,965)	-	1,033,875,739
	2104	1,033,875,739	39,390,666	(43,599,198)	-	1,029,667,207
	2105	1,029,667,207	39,230,321	(99,680,192)	-	969,217,336
	2106	969,217,336	36,927,180	(82,049,146)	-	924,095,371
	2107	924,095,371	35,208,034	(86,675,292)	-	872,628,113

Xcel Energy
Nuclear Decommissioning Accrual
100-Year Decommissioning Period
DECON Method

Docket No. E002/M-20-___
Schedule E.7
Page 17 of 17

Proposed

EXTERNAL FUND CALCULATION

2108	872,628,113	33,247,131	(49,542,963)	-	856,332,280
2109	856,332,280	32,626,260	(90,207,228)	-	798,751,312
2110	798,751,312	30,432,425	(95,302,085)	-	733,881,652
2111	733,881,652	27,960,891	(98,372,703)	-	663,469,841
2112	663,469,841	25,278,201	(56,342,810)	-	632,405,231
2113	632,405,231	24,094,639	(198,709,715)	-	457,790,155
2114	457,790,155	17,441,805	(156,650,174)	-	318,581,786
2115	318,581,786	12,137,966	(129,479,422)	-	201,240,329
2116	201,240,329	7,667,257	(64,125,166)	-	144,782,420
2117	144,782,420	5,516,210	(166,857,810)	-	(16,559,179)
2118	(16,559,179)	(630,905)	17,190,084	-	(0)

Xcel Energy
Nuclear Decommissioning Accrual
200-Year Decommissioning Period
DECON Method

Docket No. E002/M-20-___
Schedule E.8
Page 1 of 26

Proposed

2022 ACCRUAL COMPARISON

	Present	Proposed	Difference
Monticello	$8,507,110	$123,326,180	$114,819,070
Prairie Island Unit 1	12,399,703	59,801,929	47,402,226
Prairie Island Unit 2	6,511,608	51,818,766	45,307,158
TOTAL	$27,418,421	$234,946,875	$207,528,454

Xcel Energy
Nuclear Decommissioning Accrual
200-Year Decommissioning Period
DECON Method

Docket No. E002/M-20-___
Schedule E.8
Page 2 of 26

Proposed

2022 MN RETAIL SUMMARY

	Remaining Life (yrs)	Operational Earnings Rate	Post-Shutdown Earnings Rate	Market Value Balance 6/30/2020	Book Value 6/30/2020	Unrealized Gain/Loss 6/30/2020	Tax-Effect Adjustment	Tax-Adjusted Fund Balance 6/30/2020	2022-2024 Decommissioning Accrual
Monticello	9.67	4.00%	3.93%	$814,968,100	$610,109,002	$204,859,098	$57,032,773	$757,935,327	**$123,326,180**
Prairie Island Unit 1	13.25	4.04%	3.90%	471,960,960	346,629,286	125,331,674	34,892,338	437,068,622	**59,801,929**
Prairie Island Unit 2	14.42	4.04%	3.91%	526,255,835	385,837,890	140,417,945	39,092,356	487,163,479	**51,818,766**
TOTAL DECOMMISSIONING ACCRUAL				**$1,813,184,895**	**$1,342,576,178**	**$470,608,717**	**$131,017,467**	**$1,682,167,428**	**$234,946,875**

INPUT DATA

Escalation Rate (Labor)	3.78%
Escalation Rate (Non-Labor)	2.58%
Escalation Rate (PIIC)	0.00%
Jurisdictional Factor	72.9219%
Tax Rate for tax-effect adjustment	27.84%

Xcel Energy
Nuclear Decommissioning Accrual
200-Year Decommissioning Period
DECON Method

Docket No. E002/M-20-___
Schedule E.8
Page 3 of 26

Proposed

AMOUNT TO RECOVER

	LABOR						NON-LABOR						PIIC Payment						
	Cost Estimate Nominal $s	DOE Reimbursement Estimate Nominal $s	Adjusted Estimate Nominal $s	Jurisdictional Cost in Nominal $s	Escalation Factor	Jurisdictional Cost in Future $'s	Cost Estimate Nominal $s	DOE Reimbursement Estimate Nominal $s	Adjusted Estimate Nominal $s	Jurisdictional Cost in Nominal $s	Escalation Factor	Jurisdictional Cost in Future $'s	Cost Estimate Nominal $s	Jurisdictional Cost in Nominal $s	Escalation Factor	Jurisdictional Cost in Future $'s	Total Cost Estimate Nominal $s	Total Jurisdictional Cost in Nominal $s	Total Jurisdictional Cost in Future $'s
Monticello																			
Factors	*2020*			*72.9219%*	*3.78%*						*2.58%*				*0.00%*				
2030	$19,195,236	$0	$19,195,236	$13,997,531	1.4492	$20,285,222	$9,427,073	$0	$9,427,073	$6,874,401	1.2901	$8,868,665	$0	$0	1.0000	$0	$28,622,310	$20,871,932	$29,153,887
2031	69,383,883	-	69,383,883	50,596,046	1.5040	76,096,453	50,357,902	-	50,357,902	36,721,939	1.3234	48,597,814	0	0	1.0000	0	119,741,785	87,317,985	124,694,267
2032	35,972,723	-	35,972,723	26,231,993	1.5609	40,945,518	37,211,074	-	37,211,074	27,135,022	1.3575	36,835,792	0	0	1.0000	0	73,183,796	53,367,015	77,781,310
2033	32,005,491	-	32,005,491	23,339,012	1.6199	37,806,866	41,173,140	-	41,173,140	30,024,236	1.3926	41,811,751	0	0	1.0000	0	73,178,631	53,363,248	79,618,616
2034	52,288,906	-	52,288,906	38,130,064	1.6811	64,100,450	112,412,485	-	112,412,485	81,973,320	1.4285	117,098,887	0	0	1.0000	0	164,701,391	120,103,383	181,199,337
2035	9,293,107	-	9,293,107	6,776,710	1.7446	11,822,648	6,010,095	-	6,010,095	4,382,675	1.4653	6,421,934	0	0	1.0000	0	15,303,201	11,159,385	18,244,582
2036	9,318,517	-	9,318,517	6,795,240	1.8106	12,303,461	6,026,414	-	6,026,414	4,394,576	1.5032	6,605,926	0	0	1.0000	0	15,344,931	11,189,815	18,909,387
2037	9,293,107	-	9,293,107	6,776,710	1.8790	12,733,438	6,010,095	-	6,010,095	4,382,675	1.5419	6,757,647	0	0	1.0000	0	15,303,201	11,159,385	19,491,085
2038	9,293,107	4,593,659	4,699,448	3,426,927	1.9501	6,682,850	6,010,095	218,856	5,791,239	4,223,081	1.5817	6,679,648	0	0	1.0000	0	10,490,687	7,650,008	13,362,498
2039	9,293,107	4,593,659	4,699,448	3,426,927	2.0238	6,935,415	6,010,095	218,856	5,791,239	4,223,081	1.6225	6,851,949	0	0	1.0000	0	10,490,687	7,650,008	13,787,364
2040	9,318,517	4,593,659	4,724,859	3,445,457	2.1003	7,236,493	6,026,414	218,856	5,807,558	4,234,982	1.6644	7,048,703	0	0	1.0000	0	10,532,417	7,680,438	14,285,196
2041	9,293,107	4,593,659	4,699,448	3,426,927	2.1797	7,469,672	6,010,095	218,856	5,791,239	4,223,081	1.7073	7,210,067	0	0	1.0000	0	10,490,687	7,650,008	14,679,739
2042	9,293,107	4,593,659	4,699,448	3,426,927	2.2620	7,751,709	6,010,095	218,856	5,791,239	4,223,081	1.7514	7,396,304	0	0	1.0000	0	10,490,687	7,650,008	15,148,013
2043	9,293,107	4,593,659	4,699,448	3,426,927	2.3475	8,044,711	6,010,095	218,856	5,791,239	4,223,081	1.7966	7,587,188	0	0	1.0000	0	10,490,687	7,650,008	15,631,898
2044	9,318,517	4,593,659	4,724,859	3,445,457	2.4363	8,394,166	6,026,414	218,856	5,807,558	4,234,982	1.8429	7,804,648	0	0	1.0000	0	10,532,417	7,680,438	16,198,814
2045	9,293,107	4,593,659	4,699,448	3,426,927	2.5284	8,664,642	6,010,095	218,856	5,791,239	4,223,081	1.8905	7,983,735	0	0	1.0000	0	10,490,687	7,650,008	16,648,377
2046	9,293,107	4,593,659	4,699,448	3,426,927	2.6239	8,991,913	6,010,095	218,856	5,791,239	4,223,081	1.9392	8,189,399	0	0	1.0000	0	10,490,687	7,650,008	17,181,312
2047	9,293,107	4,593,659	4,699,448	3,426,927	2.7231	9,331,865	6,010,095	218,856	5,791,239	4,223,081	1.9893	8,400,975	0	0	1.0000	0	10,490,687	7,650,008	17,732,840
2048	10,038,003	4,593,659	5,444,345	3,970,120	2.8261	11,219,955	8,184,872	218,856	7,966,016	5,808,970	2.0406	11,853,785	0	0	1.0000	0	13,410,361	9,779,090	23,073,739
2049	9,293,107	4,593,659	4,699,448	3,426,927	2.9329	10,050,834	6,010,095	218,856	5,791,239	4,223,081	2.0932	8,839,754	0	0	1.0000	0	10,490,687	7,650,008	18,890,587
2050	10,911,950	4,593,659	6,318,292	4,607,418	3.0438	14,024,060	10,866,625	218,856	10,647,769	7,764,555	2.1472	16,672,053	0	0	1.0000	0	16,966,060	12,371,974	30,696,113
2051	10,911,950	4,593,659	6,318,292	4,607,418	3.1588	14,553,913	10,866,625	218,856	10,647,769	7,764,555	2.2026	17,102,210	0	0	1.0000	0	16,966,060	12,371,974	31,656,122
2052	10,937,361	4,593,659	6,343,702	4,625,948	3.2782	15,164,783	10,882,944	218,856	10,664,088	7,776,456	2.2595	17,570,902	0	0	1.0000	0	17,007,790	12,402,404	32,735,685
2053	10,911,950	4,593,659	6,318,292	4,607,418	3.4021	15,674,898	10,866,625	218,856	10,647,769	7,764,555	2.3178	17,996,686	0	0	1.0000	0	16,966,060	12,371,974	33,671,584
2054	10,911,950	4,593,659	6,318,292	4,607,418	3.5307	16,267,412	10,866,625	218,856	10,647,769	7,764,555	2.3776	18,461,007	0	0	1.0000	0	16,966,060	12,371,974	34,728,418
2055	10,911,950	4,593,659	6,318,292	4,607,418	3.6642	16,882,502	10,866,625	218,856	10,647,769	7,764,555	2.4389	18,936,974	0	0	1.0000	0	16,966,060	12,371,974	35,819,476
2056	10,937,361	4,593,659	6,343,702	4,625,948	3.8027	17,591,093	10,882,944	218,856	10,664,088	7,776,456	2.5018	19,455,137	0	0	1.0000	0	17,007,790	12,402,404	37,046,230
2057	10,911,950	4,593,659	6,318,292	4,607,418	3.9464	18,182,715	10,866,625	218,856	10,647,769	7,764,555	2.5664	19,926,955	0	0	1.0000	0	16,966,060	12,371,974	38,109,670
2058	18,099,790	4,593,659	13,506,131	9,848,928	4.0956	40,337,268	32,430,144	218,856	32,211,288	23,489,083	2.6326	61,837,360	0	0	1.0000	0	45,717,419	33,338,011	102,174,628
2059	10,911,950	4,593,659	6,318,292	4,607,418	4.2504	19,583,370	10,866,625	218,856	10,647,769	7,764,555	2.7005	20,968,182	0	0	1.0000	0	16,966,060	12,371,974	40,551,552
2060	10,937,361	4,593,659	6,343,702	4,625,948	4.4111	20,405,519	10,882,944	218,856	10,664,088	7,776,456	2.7702	21,542,338	0	0	1.0000	0	17,007,790	12,402,404	41,947,857
2061	10,911,950	4,593,659	6,318,292	4,607,418	4.5778	21,091,839	10,866,625	218,856	10,647,769	7,764,555	2.8416	22,063,760	0	0	1.0000	0	16,966,060	12,371,974	43,155,600
2062	10,911,950	4,593,659	6,318,292	4,607,418	4.7509	21,889,383	10,866,625	218,856	10,647,769	7,764,555	2.9150	22,633,679	0	0	1.0000	0	16,966,060	12,371,974	44,523,062
2063	14,505,870	4,593,659	9,912,211	7,228,173	4.9305	35,638,506	21,648,384	218,856	21,429,528	15,626,819	2.9902	46,727,315	0	0	1.0000	0	31,341,740	22,854,992	82,365,821
2064	10,937,361	4,593,659	6,343,702	4,625,948	5.1168	23,670,051	10,882,944	218,856	10,664,088	7,776,456	3.0673	23,852,723	0	0	1.0000	0	17,007,790	12,402,404	47,522,774
2065	10,911,950	4,593,659	6,318,292	4,607,418	5.3103	24,466,773	10,866,625	218,856	10,647,769	7,764,555	3.1465	24,431,173	0	0	1.0000	0	16,966,060	12,371,974	48,897,946
2066	11,630,734	4,593,659	7,037,076	5,131,569	5.5110	28,280,078	13,022,977	218,856	12,804,121	9,337,008	3.2276	30,136,127	0	0	1.0000	0	19,841,196	14,468,577	58,416,205
2067	10,911,950	4,593,659	6,318,292	4,607,418	5.7193	26,351,207	10,866,625	218,856	10,647,769	7,764,555	3.3109	25,707,666	0	0	1.0000	0	16,966,060	12,371,974	52,058,873
2068	21,000,336	4,593,659	16,406,678	11,964,061	5.9355	71,012,684	41,071,871	218,856	40,853,015	29,790,795	3.3963	101,178,477	0	0	1.0000	0	57,259,693	41,754,856	172,191,161
2069	10,911,950	4,593,659	6,318,292	4,607,418	6.1598	28,380,775	10,866,625	218,856	10,647,769	7,764,555	3.4840	27,051,711	0	0	1.0000	0	16,966,060	12,371,974	55,432,486
2070	10,911,950	4,593,659	6,318,292	4,607,418	6.3927	29,453,843	10,866,625	218,856	10,647,769	7,764,555	3.5738	27,748,968	0	0	1.0000	0	16,966,060	12,371,974	57,202,810
2071	10,911,950	4,593,659	6,318,292	4,607,418	6.6343	30,566,995	10,866,625	218,856	10,647,769	7,764,555	3.6660	28,464,860	0	0	1.0000	0	16,966,060	12,371,974	59,031,855
2072	10,937,361	4,593,659	6,343,702	4,625,948	6.8851	31,850,115	10,882,944	218,856	10,664,088	7,776,456	3.7606	29,244,140	0	0	1.0000	0	17,007,790	12,402,404	61,094,255
2073	10,911,950	4,593,659	6,318,292	4,607,418	7.1454	32,921,846	10,866,625	218,856	10,647,769	7,764,555	3.8576	29,952,549	0	0	1.0000	0	16,966,060	12,371,974	62,874,395
2074	10,911,950	4,593,659	6,318,292	4,607,418	7.4155	34,166,310	10,866,625	218,856	10,647,769	7,764,555	3.9572	30,725,898	0	0	1.0000	0	16,966,060	12,371,974	64,892,208
2075	10,911,950	4,593,659	6,318,292	4,607,418	7.6958	35,457,769	10,866,625	218,856	10,647,769	7,764,555	4.0593	31,518,659	0	0	1.0000	0	16,966,060	12,371,974	66,976,429
2076	10,937,361	4,593,659	6,343,702	4,625,948	7.9867	36,946,059	10,882,944	218,856	10,664,088	7,776,456	4.1640	32,381,162	0	0	1.0000	0	17,007,790	12,402,404	69,327,221
2077	10,911,950	4,593,659	6,318,292	4,607,418	8.2886	38,189,047	10,866,625	218,856	10,647,769	7,764,555	4.2714	33,165,522	0	0	1.0000	0	16,966,060	12,371,974	71,354,568
2078	10,911,950	4,593,659	6,318,292	4,607,418	8.6019	39,632,551	10,866,625	218,856	10,647,769	7,764,555	4.3816	34,021,176	0	0	1.0000	0	16,966,060	12,371,974	73,653,727
2079	10,911,950	4,593,659	6,318,292	4,607,418	8.9270	41,130,423	10,866,625	218,856	10,647,769	7,764,555	4.4947	34,899,347	0	0	1.0000	0	16,966,060	12,371,974	76,029,769
2080	10,937,361	4,593,659	6,343,702	4,625,948	9.2645	42,857,096	10,882,944	218,856	10,664,088	7,776,456	4.6106	35,854,127	0	0	1.0000	0	17,007,790	12,402,404	78,711,223
2081	10,911,950	4,593,659	6,318,292	4,607,418	9.6147	44,298,944	10,866,625	218,856	10,647,769	7,764,555	4.7296	36,723,241	0	0	1.0000	0	16,966,060	12,371,974	81,022,185
2082	10,911,950	4,593,659	6,318,292	4,607,418	9.9781	45,973,280	10,866,625	218,856	10,647,769	7,764,555	4.8516	37,670,517	0	0	1.0000	0	16,966,060	12,371,974	83,643,797
2083	10,911,950	4,593,659	6,318,292	4,607,418	10.3553	47,711,198	10,866,625	218,856	10,647,769	7,764,555	4.9768	38,642,639	0	0	1.0000	0	16,966,060	12,371,974	86,353,837
2084	36,094,800	4,593,659	31,501,141	22,971,231	10.7467	246,864,924	86,355,261	218,856	86,136,405	62,812,303	5.1052	320,669,371	0	0	1.0000	0	117,637,546	85,783,534	567,534,295
2085	39,882,393	4,593,659	35,288,734	25,733,216	11.1529	286,999,979	16,073,547	218,856	15,854,691	11,561,542	5.2369	60,546,638	0	0	1.0000	0	51,143,425	37,294,757	347,546,617
2086	56,569,982	4,593,659	51,976,324	37,902,123	11.5745	438,698,121	45,582,067	218,856	45,363,211	33,079,715	5.3720	177,704,231	0	0	1.0000	0	97,339,535	70,981,838	616,402,351
2087	67,543,773	4,593,659	62,950,114	45,904,419	12.0120	551,403,887	127,312,650	218,856	127,093,794	92,679,209	5.5106	510,718,052	0	0	1.0000	0	190,043,909	138,583,629	1,062,121,939
2088	60,817,230	4,593,659	56,223,572	40,999,297	12.4661	511,101,332	48,582,126	218,856	48,363,270	35,267,415	5.6528	199,359,644	0	0	1.0000	0	104,586,841	76,266,712	710,460,976
2089	58,571,147	4,593,659	53,977,489	39,361,410	12.9373	509,230,372	43,973,574	218,856	43,754,718	31,906,772	5.7986	185,014,608	0	0	1.0000	0	97,732,207	71,268,182	694,244,980
2090	35,101,277	4,593,659	30,507,618	22,246,735	13.4263	298,691,335	15,419,970	218,856	15,201,114	11,084,941	5.9482	65,935,446	0	0	1.0000	0	45,708,732	33,331,676	364,626,781
2091	24,491,560	4,593,659	19,897,902	14,509,928	13.9338	202,178,433	22,431,075	218,856	22,212,219	16,197,572	6.1017	98,832,726	0	0	1.0000	0	42,110,120	30,707,500	301,011,158
2092	15,474,479	4,593,659	10,880,821	7,934,501	14.4605	114,736,853	13,685,530	218,856	13,466,674	9,820,155	6.2591	61,465,329	0	0	1.0000	0	24,347,495	17,754,656	176,202,183
2093	8,932,456	4,593,659	4,338,798	3,163,934	15.0071	47,481,468	7,362,321	218,856	7,143,465	5,209,151	6.4206	33,445,873	0	0	1.0000	0	11,482,263	8,373,084	80,927,342
2094	8,932,456	4,593,659	4,338,798	3,163,934	15.5744	49,276,368	7,362,321	218,856	7,143,465	5,209,151	6.5863	34,309,029	0	0	1.0000	0	11,482,263	8,373,084	83,585,397
2095	8,990,602	4,593,659	4,396,944	3,206,335	16.1631	51,824,310	15,848,222	218,856	15,629,366	11,397,231	6.7562	77,001,972	0	0	1.0000	0	20,026,310	14,603,566	128,826,282
2096	8,952,444	4,593,659	4,358,786	3,178,509	16.7741	53,316,632	7,369,039	218,856	7,150,183	5,214,049	6.9305	36,135,968	0	0	1.0000	0	11,508,968	8,392,558	89,452,600
2097	8,932,456	4,593,659	4,338,798	3,163,934	17.4081	55,078,073	7,362,321	218,856	7,143,465	5,209,151	7.1093	37,033,415	0	0	1.0000	0	11,482,263	8,373,084	92,111,488
2098	8,932,456	4,593,659	4,338,798	3,163,934	18.0662	57,160,258	7,362,321	218,856	7,143,465	5,209,151	7.2927	37,988,774	0	0	1.0000	0	11,482,263	8,373,084	95,149,031
2099	8,932,456	4,593,659	4,338,798	3,163,934	18.7491	59,320,908	7,362,321	218,856	7,143,465	5,209,151	7.4809	38,969,136	0	0	1.0000	0	11,482,263	8,373,084	98,290,044
2100	8,932,456	4,593,659	4,338,798	3,163,934	19.4578	61,563,188	7,362,321	218,856	7,143,465	5,209,151	7.6739	39,974,502	0	0	1.0000	0	11,482,263	8,373,084	101,537,690
2101	8,932,456	4,593,659	4,338,798	3,163,934	20.1933	63,890,261	7,362,321	218,856	7,143,465	5,209,151	7.8719	41,005,914	0	0	1.0000	0	11,482,263	8,373,084	104,896,175
2102	8,932,456	4,593,659	4,338,798	3,163,934	20.9566	66,305,292	7,362,321	218,856	7,143,465	5,209,151	8.0750	42,063,892	0	0	1.0000	0	11,482,263	8,373,084	108,369,184
2103	8,932,456	4,593,659	4,338,798	3,163,934	21.7488	68,811,760	7,362,321	218,856	7,143,465	5,209,151	8.2833	43,148,958	0	0	1.0000	0	11,482,263	8,373,084	111,960,718
2104	8,952,444	4,593,659	4,358,786	3,178,509	22.5709	71,741,815	7,369,039	218,856	7,150,183	5,214,049	8.4970	44,303,776	0	0	1.0000	0	11,508,968	8,392,558	116,045,590

Xcel Energy
Nuclear Decommissioning Accrual
200-Year Decommissioning Period
DECON Method

Docket No. E002/M-20-___
Schedule E.8
Page 4 of 26

Proposed

AMOUNT TO RECOVER

	LABOR						NON-LABOR						PIIC Payment						
	Cost Estimate Nominal $s	DOE Reimbursement Estimate Nominal $s	Adjusted Estimate Nominal $s	Jurisdictional Cost in Nominal $s	Escalation Factor	Jurisdictional Cost in Future $'s	Cost Estimate Nominal $s	DOE Reimbursement Estimate Nominal $s	Adjusted Estimate Nominal $s	Jurisdictional Cost in Nominal $s	Escalation Factor	Jurisdictional Cost in Future $'s	Cost Estimate Nominal $s	Jurisdictional Cost in Nominal $s	Escalation Factor	Jurisdictional Cost in Future $'s	Total Cost Estimate Nominal $s	Total Jurisdictional Cost in Nominal $s	Total Jurisdictional Cost in Future $'s
2105	8,932,456	4,593,659	4,338,798	3,163,934	23.4240	74,111,981	7,362,321	218,856	7,143,465	5,209,151	8.7162	45,404,000	0	0	1.0000	0	11,482,263	8,373,084	119,515,981
2106	8,932,456	4,593,659	4,338,798	3,163,934	24.3095	76,913,645	7,362,321	218,856	7,143,465	5,209,151	8.9411	46,575,538	0	0	1.0000	0	11,482,263	8,373,084	123,489,182
2107	8,932,456	4,593,659	4,338,798	3,163,934	25.2284	79,820,983	7,362,321	218,856	7,143,465	5,209,151	9.1718	47,777,289	0	0	1.0000	0	11,482,263	8,373,084	127,598,272
2108	16,140,284	4,593,659	11,546,625	8,420,019	26.1820	220,452,926	28,932,558	218,856	28,713,702	20,938,577	9.4084	196,998,508	0	0	1.0000	0	40,260,327	29,358,596	417,451,434
2109	8,932,456	4,593,659	4,338,798	3,163,934	27.1717	85,969,455	7,362,321	218,856	7,143,465	5,209,151	9.6512	50,274,556	0	0	1.0000	0	11,482,263	8,373,084	136,244,011
2110	8,932,456	4,593,659	4,338,798	3,163,934	28.1988	89,219,132	7,362,321	218,856	7,143,465	5,209,151	9.9002	51,571,634	0	0	1.0000	0	11,482,263	8,373,084	140,790,766
2111	8,932,456	4,593,659	4,338,798	3,163,934	29.2647	92,591,569	7,362,321	218,856	7,143,465	5,209,151	10.1556	52,902,051	0	0	1.0000	0	11,482,263	8,373,084	145,493,620
2112	8,952,444	4,593,659	4,358,786	3,178,509	30.3709	96,534,187	7,369,039	218,856	7,150,183	5,214,049	10.4176	54,317,878	0	0	1.0000	0	11,508,968	8,392,558	150,852,066
2113	12,526,376	4,593,659	7,932,717	5,784,688	31.5189	182,327,011	18,144,081	218,856	17,925,225	13,071,415	10.6864	139,686,366	0	0	1.0000	0	25,857,942	18,856,103	322,013,377
2114	8,932,456	4,593,659	4,338,798	3,163,934	32.7103	103,493,218	7,362,321	218,856	7,143,465	5,209,151	10.9621	57,103,231	0	0	1.0000	0	11,482,263	8,373,084	160,596,449
2115	8,932,456	4,593,659	4,338,798	3,163,934	33.9468	107,405,422	7,362,321	218,856	7,143,465	5,209,151	11.2449	58,576,379	0	0	1.0000	0	11,482,263	8,373,084	165,981,801
2116	9,671,228	4,593,659	5,077,570	3,702,660	35.2299	130,444,349	9,525,391	218,856	9,306,535	6,786,502	11.5350	78,282,300	0	0	1.0000	0	14,384,104	10,489,162	208,726,648
2117	8,932,456	4,593,659	4,338,798	3,163,934	36.5616	115,678,476	7,362,321	218,856	7,143,465	5,209,151	11.8326	61,637,797	0	0	1.0000	0	11,482,263	8,373,084	177,316,273
2118	18,995,432	4,593,659	14,401,773	10,502,047	37.9437	398,486,507	37,551,248	218,856	37,332,392	27,223,490	12.1379	330,435,996	0	0	1.0000	0	51,734,165	37,725,536	728,922,504
2119	8,932,456	4,593,659	4,338,798	3,163,934	39.3779	124,589,062	7,362,321	218,856	7,143,465	5,209,151	12.4511	64,859,657	0	0	1.0000	0	11,482,263	8,373,084	189,448,719
2120	8,952,444	4,593,659	4,358,786	3,178,509	40.8664	129,894,231	7,369,039	218,856	7,150,183	5,214,049	12.7723	66,595,400	0	0	1.0000	0	11,508,968	8,392,558	196,489,631
2121	8,932,456	4,593,659	4,338,798	3,163,934	42.4112	134,186,222	7,362,321	218,856	7,143,465	5,209,151	13.1018	68,249,251	0	0	1.0000	0	11,482,263	8,373,084	202,435,473
2122	8,932,456	4,593,659	4,338,798	3,163,934	44.0143	139,258,324	7,362,321	218,856	7,143,465	5,209,151	13.4399	70,010,465	0	0	1.0000	0	11,482,263	8,373,084	209,268,789
2123	8,932,456	4,593,659	4,338,798	3,163,934	45.6781	144,522,477	7,362,321	218,856	7,143,465	5,209,151	13.7866	71,816,477	0	0	1.0000	0	11,482,263	8,373,084	216,338,954
2124	8,952,444	4,593,659	4,358,786	3,178,509	47.4047	150,676,278	7,369,039	218,856	7,150,183	5,214,049	14.1423	73,738,647	0	0	1.0000	0	11,508,968	8,392,558	224,414,926
2125	8,932,456	4,593,659	4,338,798	3,163,934	49.1966	155,654,777	7,362,321	218,856	7,143,465	5,209,151	14.5072	75,570,191	0	0	1.0000	0	11,482,263	8,373,084	231,224,969
2126	8,932,456	4,593,659	4,338,798	3,163,934	51.0562	161,538,428	7,362,321	218,856	7,143,465	5,209,151	14.8815	77,519,977	0	0	1.0000	0	11,482,263	8,373,084	239,058,405
2127	8,932,456	4,593,659	4,338,798	3,163,934	52.9861	167,644,504	7,362,321	218,856	7,143,465	5,209,151	15.2654	79,519,770	0	0	1.0000	0	11,482,263	8,373,084	247,164,273
2128	9,671,930	4,593,659	5,078,272	3,703,172	54.9890	203,633,731	9,527,497	218,856	9,308,641	6,788,038	15.6593	106,295,918	0	0	1.0000	0	14,386,912	10,491,210	309,929,649
2129	8,932,456	4,593,659	4,338,798	3,163,934	57.0676	180,558,099	7,362,321	218,856	7,143,465	5,209,151	16.0633	83,676,151	0	0	1.0000	0	11,482,263	8,373,084	264,234,250
2130	8,932,456	4,593,659	4,338,798	3,163,934	59.2248	187,383,337	7,362,321	218,856	7,143,465	5,209,151	16.4777	85,834,823	0	0	1.0000	0	11,482,263	8,373,084	273,218,159
2131	8,932,456	4,593,659	4,338,798	3,163,934	61.4635	194,466,435	7,362,321	218,856	7,143,465	5,209,151	16.9028	88,049,233	0	0	1.0000	0	11,482,263	8,373,084	282,515,668
2132	8,952,444	4,593,659	4,358,786	3,178,509	63.7868	202,746,935	7,369,039	218,856	7,150,183	5,214,049	17.3389	90,405,877	0	0	1.0000	0	11,508,968	8,392,558	293,152,812
2133	8,932,456	4,593,659	4,338,798	3,163,934	66.1979	209,445,762	7,362,321	218,856	7,143,465	5,209,151	17.7863	92,651,518	0	0	1.0000	0	11,482,263	8,373,084	302,097,280
2134	34,089,895	4,593,659	29,496,237	21,509,216	68.7002	1,477,687,452	82,834,639	218,856	82,615,783	60,244,998	18.2451	1,099,176,019	0	0	1.0000	0	112,112,019	81,754,214	2,576,863,471
2135	8,932,456	4,593,659	4,338,798	3,163,934	71.2971	225,579,292	7,362,321	218,856	7,143,465	5,209,151	18.7159	97,493,944	0	0	1.0000	0	11,482,263	8,373,084	323,073,237
2136	8,952,444	4,593,659	4,358,786	3,178,509	73.9921	235,184,576	7,369,039	218,856	7,150,183	5,214,049	19.1987	100,102,965	0	0	1.0000	0	11,508,968	8,392,558	335,287,541
2137	8,932,456	4,593,659	4,338,798	3,163,934	76.7890	242,955,300	7,362,321	218,856	7,143,465	5,209,151	19.6941	102,589,535	0	0	1.0000	0	11,482,263	8,373,084	345,544,835
2138	8,932,456	4,593,659	4,338,798	3,163,934	79.6916	252,138,933	7,362,321	218,856	7,143,465	5,209,151	20.2022	105,236,305	0	0	1.0000	0	11,482,263	8,373,084	357,375,238
2139	8,932,456	4,593,659	4,338,798	3,163,934	82.7040	261,669,967	7,362,321	218,856	7,143,465	5,209,151	20.7234	107,951,314	0	0	1.0000	0	11,482,263	8,373,084	369,621,281
2140	8,952,444	4,593,659	4,358,786	3,178,509	85.8302	272,812,087	7,369,039	218,856	7,150,183	5,214,049	21.2580	110,840,257	0	0	1.0000	0	11,508,968	8,392,558	383,652,343
2141	8,932,456	4,593,659	4,338,798	3,163,934	89.0745	281,825,806	7,362,321	218,856	7,143,465	5,209,151	21.8065	113,593,345	0	0	1.0000	0	11,482,263	8,373,084	395,419,152
2142	8,932,456	4,593,659	4,338,798	3,163,934	92.4416	292,479,087	7,362,321	218,856	7,143,465	5,209,151	22.3691	116,524,014	0	0	1.0000	0	11,482,263	8,373,084	409,003,101
2143	8,932,456	4,593,659	4,338,798	3,163,934	95.9359	303,534,820	7,362,321	218,856	7,143,465	5,209,151	22.9462	119,530,214	0	0	1.0000	0	11,482,263	8,373,084	423,065,035
2144	8,952,444	4,593,659	4,358,786	3,178,509	99.5622	316,459,376	7,369,039	218,856	7,150,183	5,214,049	23.5382	122,729,331	0	0	1.0000	0	11,508,968	8,392,558	439,188,707
2145	8,932,456	4,593,659	4,338,798	3,163,934	103.3257	326,915,657	7,362,321	218,856	7,143,465	5,209,151	24.1455	125,777,549	0	0	1.0000	0	11,482,263	8,373,084	452,693,206
2146	8,932,456	4,593,659	4,338,798	3,163,934	107.2314	339,273,033	7,362,321	218,856	7,143,465	5,209,151	24.7685	129,022,850	0	0	1.0000	0	11,482,263	8,373,084	468,295,883
2147	8,932,456	4,593,659	4,338,798	3,163,934	111.2847	352,097,405	7,362,321	218,856	7,143,465	5,209,151	25.4075	132,351,497	0	0	1.0000	0	11,482,263	8,373,084	484,448,902
2148	8,952,444	4,593,659	4,358,786	3,178,509	115.4913	367,090,168	7,369,039	218,856	7,150,183	5,214,049	26.0630	135,893,763	0	0	1.0000	0	11,508,968	8,392,558	502,983,931
2149	8,932,456	4,593,659	4,338,798	3,163,934	119.8569	379,219,277	7,362,321	218,856	7,143,465	5,209,151	26.7355	139,269,249	0	0	1.0000	0	11,482,263	8,373,084	518,488,526
2150	8,932,456	4,593,659	4,338,798	3,163,934	124.3875	393,553,795	7,362,321	218,856	7,143,465	5,209,151	27.4252	142,862,001	0	0	1.0000	0	11,482,263	8,373,084	536,415,795
2151	8,932,456	4,593,659	4,338,798	3,163,934	129.0893	408,429,978	7,362,321	218,856	7,143,465	5,209,151	28.1328	146,547,996	0	0	1.0000	0	11,482,263	8,373,084	554,977,973
2152	8,952,444	4,593,659	4,358,786	3,178,509	133.9689	425,821,391	7,369,039	218,856	7,150,183	5,214,049	28.8586	150,470,159	0	0	1.0000	0	11,508,968	8,392,558	576,291,549
2153	8,932,456	4,593,659	4,338,798	3,163,934	139.0329	439,890,868	7,362,321	218,856	7,143,465	5,209,151	29.6032	154,207,531	0	0	1.0000	0	11,482,263	8,373,084	594,098,399
2154	8,932,456	4,593,659	4,338,798	3,163,934	144.2884	456,518,921	7,362,321	218,856	7,143,465	5,209,151	30.3669	158,185,759	0	0	1.0000	0	11,482,263	8,373,084	614,704,681
2155	8,932,456	4,593,659	4,338,798	3,163,934	149.7425	473,775,332	7,362,321	218,856	7,143,465	5,209,151	31.1504	162,267,129	0	0	1.0000	0	11,482,263	8,373,084	636,042,461
2156	8,952,444	4,593,659	4,358,786	3,178,509	155.4027	493,948,923	7,369,039	218,856	7,150,183	5,214,049	31.9541	166,610,248	0	0	1.0000	0	11,508,968	8,392,558	660,559,170
2157	8,932,456	4,593,659	4,338,798	3,163,934	161.2769	510,269,408	7,362,321	218,856	7,143,465	5,209,151	32.7785	170,748,147	0	0	1.0000	0	11,482,263	8,373,084	681,017,555
2158	16,120,296	4,593,659	11,526,637	8,405,443	167.3732	1,406,845,880	28,925,841	218,856	28,706,985	20,933,679	33.6242	703,878,196	0	0	1.0000	0	40,233,622	29,339,122	2,110,724,076
2159	8,932,456	4,593,659	4,338,798	3,163,934	173.6999	549,574,955	7,362,321	218,856	7,143,465	5,209,151	34.4917	179,672,464	0	0	1.0000	0	11,482,263	8,373,084	729,247,420
2160	8,952,444	4,593,659	4,358,786	3,178,509	180.2658	572,976,517	7,369,039	218,856	7,150,183	5,214,049	35.3816	184,481,401	0	0	1.0000	0	11,508,968	8,392,558	757,457,918
2161	8,932,456	4,593,659	4,338,798	3,163,934	187.0798	591,908,071	7,362,321	218,856	7,143,465	5,209,151	36.2944	189,063,000	0	0	1.0000	0	11,482,263	8,373,084	780,971,071
2162	8,932,456	4,593,659	4,338,798	3,163,934	194.1514	614,282,144	7,362,321	218,856	7,143,465	5,209,151	37.2308	193,940,849	0	0	1.0000	0	11,482,263	8,373,084	808,222,993
2163	12,526,376	4,593,659	7,932,717	5,784,688	201.4904	1,165,559,155	18,144,081	218,856	17,925,225	13,071,415	38.1914	499,215,626	0	0	1.0000	0	25,857,942	18,856,103	1,664,774,781
2164	8,952,444	4,593,659	4,358,786	3,178,509	209.1067	664,647,585	7,369,039	218,856	7,150,183	5,214,049	39.1767	204,269,239	0	0	1.0000	0	11,508,968	8,392,558	868,916,824
2165	8,932,456	4,593,659	4,338,798	3,163,934	217.0109	686,608,085	7,362,321	218,856	7,143,465	5,209,151	40.1875	209,342,745	0	0	1.0000	0	11,482,263	8,373,084	895,950,830
2166	9,651,240	4,593,659	5,057,582	3,688,085	225.2140	830,608,276	9,518,673	218,856	9,299,817	6,781,604	41.2243	279,566,858	0	0	1.0000	0	14,357,399	10,469,688	1,110,175,134
2167	8,932,456	4,593,659	4,338,798	3,163,934	233.7270	739,496,716	7,362,321	218,856	7,143,465	5,209,151	42.2879	220,284,045	0	0	1.0000	0	11,482,263	8,373,084	959,780,761
2168	19,734,906	4,593,659	15,141,247	11,041,285	242.5619	2,678,195,097	39,716,424	218,856	39,497,568	28,802,377	43.3789	1,249,415,418	0	0	1.0000	0	54,638,815	39,843,662	3,927,610,515
2169	8,932,456	4,593,659	4,338,798	3,163,934	251.7308	796,459,544	7,362,321	218,856	7,143,465	5,209,151	44.4981	231,797,310	0	0	1.0000	0	11,482,263	8,373,084	1,028,256,854
2170	8,932,456	4,593,659	4,338,798	3,163,934	261.2462	826,565,638	7,362,321	218,856	7,143,465	5,209,151	45.6462	237,777,936	0	0	1.0000	0	11,482,263	8,373,084	1,064,343,574
2171	8,932,456	4,593,659	4,338,798	3,163,934	271.1213	857,809,799	7,362,321	218,856	7,143,465	5,209,151	46.8238	243,912,232	0	0	1.0000	0	11,482,263	8,373,084	1,101,722,031
2172	8,952,444	4,593,659	4,358,786	3,178,509	281.3697	894,336,200	7,369,039	218,856	7,150,183	5,214,049	48.0319	250,440,687	0	0	1.0000	0	11,508,968	8,392,558	1,144,776,887
2173	8,932,456	4,593,659	4,338,798	3,163,934	292.0054	923,885,706	7,362,321	218,856	7,143,465	5,209,151	49.2711	256,660,586	0	0	1.0000	0	11,482,263	8,373,084	1,180,546,292
2174	8,932,456	4,593,659	4,338,798	3,163,934	303.0433	958,808,889	7,362,321	218,856	7,143,465	5,209,151	50.5423	263,282,459	0	0	1.0000	0	11,482,263	8,373,084	1,222,091,347
2175	8,932,456	4,593,659	4,338,798	3,163,934	314.4983	995,051,748	7,362,321	218,856	7,143,465	5,209,151	51.8463	270,075,191	0	0	1.0000	0	11,482,263	8,373,084	1,265,126,940
2176	8,952,444	4,593,659	4,358,786	3,178,509	326.3863	1,037,421,881	7,369,039	218,856	7,150,183	5,214,049	53.1839	277,303,468	0	0	1.0000	0	11,508,968	8,392,558	1,314,725,349
2177	8,932,456	4,593,659	4,338,798	3,163,934	338.7237	1,071,699,306	7,362,321	218,856	7,143,465	5,209,151	54.5561	284,190,948	0	0	1.0000	0	11,482,263	8,373,084	1,355,890,254
2178	8,932,456	4,593,659	4,338,798	3,163,934	351.5275	1,112,209,680	7,362,321	218,856	7,143,465	5,209,151	55.9636	291,522,828	0	0	1.0000	0	11,482,263	8,373,084	1,403,732,507
2179	8,932,456	4,593,659	4,338,798	3,163,934	364.8152	1,154,251,080	7,362,321	218,856	7,143,465	5,209,151	57.4075	299,044,320	0	0	1.0000	0	11,482,263	8,373,084	1,453,295,401
2180	8,952,444	4,593,659	4,358,786	3,178,509	378.6052	1,203,400,139	7,369,039	218,856	7,150,183	5,214,049	58.8886	307,048,054	0	0	1.0000	0	11,508,968	8,392,558	1,510,448,193
2181	8,932,456	4,593,659	4,338,798	3,163,934	392.9165	1,243,161,729	7,362,321	218,856	7,143,465	5,209,151	60.4079	314,673,856	0	0	1.0000	0	11,482,263	8,373,084	1,557,835,585

Xcel Energy
Nuclear Decommissioning Accrual
200-Year Decommissioning Period
DECON Method

Docket No. E002/M-20-___
Schedule E.8
Page 5 of 26

Proposed

AMOUNT TO RECOVER

	LABOR						NON-LABOR						PIIC Payment						
	Cost Estimate Nominal $s	DOE Reimbursement Estimate Nominal $s	Adjusted Estimate Nominal $s	Jurisdictional Cost in Nominal $s	Escalation Factor	Jurisdictional Cost in Future $'s	Cost Estimate Nominal $s	DOE Reimbursement Estimate Nominal $s	Adjusted Estimate Nominal $s	Jurisdictional Cost in Nominal $s	Escalation Factor	Jurisdictional Cost in Future $'s	Cost Estimate Nominal $s	Jurisdictional Cost in Nominal $s	Escalation Factor	Jurisdictional Cost in Future $'s	Total Cost Estimate Nominal $s	Total Jurisdictional Cost in Nominal $s	Total Jurisdictional Cost in Future $'s
2182	8,932,456	4,593,659	4,338,798	3,163,934	407.7688	1,290,153,420	7,362,321	218,856	7,143,465	5,209,151	61.9664	322,792,318	0	0	1.0000	0	11,482,263	8,373,084	1,612,945,738
2183	8,932,456	4,593,659	4,338,798	3,163,934	423.1824	1,338,921,027	7,362,321	218,856	7,143,465	5,209,151	63.5652	331,120,708	0	0	1.0000	0	11,482,263	8,373,084	1,670,041,735
2184	34,109,883	4,593,659	29,516,225	21,523,792	439.1787	9,452,790,904	82,841,356	218,856	82,622,500	60,249,897	65.2052	3,928,606,567	0	0	1.0000	0	112,138,725	81,773,689	13,381,397,471
2185	8,932,456	4,593,659	4,338,798	3,163,934	455.7797	1,442,056,721	7,362,321	218,856	7,143,465	5,209,151	66.8874	348,426,548	0	0	1.0000	0	11,482,263	8,373,084	1,790,483,270
2186	8,932,456	4,593,659	4,338,798	3,163,934	473.0081	1,496,566,235	7,362,321	218,856	7,143,465	5,209,151	68.6131	357,415,980	0	0	1.0000	0	11,482,263	8,373,084	1,853,982,215
2187	8,932,456	4,593,659	4,338,798	3,163,934	490.8878	1,553,136,420	7,362,321	218,856	7,143,465	5,209,151	70.3834	366,637,739	0	0	1.0000	0	11,482,263	8,373,084	1,919,774,159
2188	8,952,444	4,593,659	4,358,786	3,178,509	509.4434	1,619,270,570	7,369,039	218,856	7,150,183	5,214,049	72.1993	376,450,698	0	0	1.0000	0	11,508,968	8,392,558	1,995,721,269
2189	8,932,456	4,593,659	4,338,798	3,163,934	528.7004	1,672,772,976	7,362,321	218,856	7,143,465	5,209,151	74.0620	385,800,121	0	0	1.0000	0	11,482,263	8,373,084	2,058,573,098
2190	8,932,456	4,593,659	4,338,798	3,163,934	548.6852	1,736,003,557	7,362,321	218,856	7,143,465	5,209,151	75.9728	395,753,766	0	0	1.0000	0	11,482,263	8,373,084	2,131,757,324
2191	8,932,456	4,593,659	4,338,798	3,163,934	569.4255	1,801,624,490	7,362,321	218,856	7,143,465	5,209,151	77.9329	405,964,223	0	0	1.0000	0	11,482,263	8,373,084	2,207,588,713
2192	9,672,344	4,593,659	5,078,686	3,703,474	590.9498	2,188,567,237	9,528,739	218,856	9,309,883	6,788,943	79.9436	542,732,577	0	0	1.0000	0	14,388,568	10,492,417	2,731,299,814
2193	10,192,281	4,593,659	5,598,623	4,082,622	613.2877	2,503,821,831	11,141,796	218,856	10,922,940	7,965,216	82.0061	653,196,276	0	0	1.0000	0	16,521,563	12,047,838	3,157,018,106
2194	9,112,431	4,593,659	4,518,773	3,295,175	636.4700	2,097,279,918	7,902,246	218,856	7,683,390	5,602,874	84.1219	471,324,431	0	0	1.0000	0	12,202,163	8,898,049	2,568,604,349
2195	10,012,306	4,593,659	5,418,648	3,951,381	660.5286	2,610,000,007	10,601,871	218,856	10,383,015	7,571,492	86.2922	653,360,714	0	0	1.0000	0	15,801,663	11,522,873	3,263,360,721
2196	10,392,244	4,593,659	5,798,586	4,228,439	685.4966	2,898,580,413	11,688,439	218,856	11,469,583	8,363,838	88.5185	740,354,367	0	0	1.0000	0	17,268,168	12,592,276	3,638,934,779
2197	7,295,626	4,593,659	2,701,967	1,970,326	711.4083	1,401,706,044	2,451,830	218,856	2,232,974	1,628,327	90.8023	147,855,826	0	0	1.0000	0	4,934,941	3,598,653	1,549,561,870
2198	7,295,626	4,593,659	2,701,967	1,970,326	738.2996	1,454,690,663	2,451,830	218,856	2,232,974	1,628,327	93.1450	151,670,507	0	0	1.0000	0	4,934,941	3,598,653	1,606,361,170
2199	7,295,626	4,593,659	2,701,967	1,970,326	766.2073	1,509,677,921	2,451,830	218,856	2,232,974	1,628,327	95.5482	155,583,702	0	0	1.0000	0	4,934,941	3,598,653	1,665,261,623
2200	7,295,626	4,593,659	2,701,967	1,970,326	795.1699	1,566,743,675	2,451,830	218,856	2,232,974	1,628,327	98.0133	159,597,691	0	0	1.0000	0	4,934,941	3,598,653	1,726,341,366
2201	7,295,626	4,593,659	2,701,967	1,970,326	825.2273	1,625,966,542	2,451,830	218,856	2,232,974	1,628,327	100.5421	163,715,404	0	0	1.0000	0	4,934,941	3,598,653	1,789,681,946
2202	7,295,626	4,593,659	2,701,967	1,970,326	856.4209	1,687,428,094	2,451,830	218,856	2,232,974	1,628,327	103.1360	167,939,121	0	0	1.0000	0	4,934,941	3,598,653	1,855,367,215
2203	7,295,626	4,593,659	2,701,967	1,970,326	888.7937	1,751,213,053	2,451,830	218,856	2,232,974	1,628,327	105.7969	172,271,936	0	0	1.0000	0	4,934,941	3,598,653	1,923,484,989
2204	7,315,614	4,593,659	2,721,955	1,984,901	922.3901	1,830,853,329	2,458,547	218,856	2,239,691	1,633,225	108.5265	177,248,225	0	0	1.0000	0	4,961,646	3,618,127	2,008,101,554
2205	7,295,626	4,593,659	2,701,967	1,970,326	957.2564	1,886,106,869	2,451,830	218,856	2,232,974	1,628,327	111.3265	181,275,932	0	0	1.0000	0	4,934,941	3,598,653	2,067,382,801
2206	7,295,626	4,593,659	2,701,967	1,970,326	993.4407	1,957,401,724	2,451,830	218,856	2,232,974	1,628,327	114.1987	185,952,813	0	0	1.0000	0	4,934,941	3,598,653	2,143,354,537
2207	7,295,626	4,593,659	2,701,967	1,970,326	1,030.9927	2,031,391,395	2,451,830	218,856	2,232,974	1,628,327	117.1450	190,750,352	0	0	1.0000	0	4,934,941	3,598,653	2,222,141,747
2208	15,222,939	4,593,659	10,629,281	7,751,073	1,069.9643	8,293,371,881	26,180,524	218,856	25,961,668	18,931,742	120.1674	2,274,978,176	0	0	1.0000	0	36,590,949	26,682,815	10,568,350,057
2209	7,295,626	4,593,659	2,701,967	1,970,326	1,110.4089	2,187,867,173	2,451,830	218,856	2,232,974	1,628,327	123.2677	200,720,109	0	0	1.0000	0	4,934,941	3,598,653	2,388,587,282
2210	7,295,626	4,593,659	2,701,967	1,970,326	1,152.3824	2,270,568,638	2,451,830	218,856	2,232,974	1,628,327	126.4480	205,898,677	0	0	1.0000	0	4,934,941	3,598,653	2,476,467,315
2211	7,295,626	4,593,659	2,701,967	1,970,326	1,195.9424	2,356,396,025	2,451,830	218,856	2,232,974	1,628,327	129.7104	211,210,931	0	0	1.0000	0	4,934,941	3,598,653	2,567,606,955
2212	7,315,614	4,593,659	2,721,955	1,984,901	1,241.1491	2,463,558,490	2,458,547	218,856	2,239,691	1,633,225	133.0569	217,311,894	0	0	1.0000	0	4,961,646	3,618,127	2,680,870,384
2213	10,889,546	4,593,659	6,295,887	4,591,080	1,288.0645	5,913,607,589	13,233,589	218,856	13,014,733	9,490,591	136.4898	1,295,368,843	0	0	1.0000	0	19,310,620	14,081,671	7,208,976,432
2214	7,295,626	4,593,659	2,701,967	1,970,326	1,336.7533	2,633,839,357	2,451,830	218,856	2,232,974	1,628,327	140.0112	227,984,000	0	0	1.0000	0	4,934,941	3,598,653	2,861,823,358
2215	7,295,626	4,593,659	2,701,967	1,970,326	1,387.2826	2,733,398,535	2,451,830	218,856	2,232,974	1,628,327	143.6235	233,866,006	0	0	1.0000	0	4,934,941	3,598,653	2,967,264,540
2216	8,034,398	4,593,659	3,440,739	2,509,052	1,439.7219	3,612,337,475	4,614,899	218,856	4,396,043	3,205,678	147.3290	472,289,346	0	0	1.0000	0	7,836,782	5,714,730	4,084,626,821
2217	7,295,626	4,593,659	2,701,967	1,970,326	1,494.1434	2,943,949,113	2,451,830	218,856	2,232,974	1,628,327	151.1301	246,089,204	0	0	1.0000	0	4,934,941	3,598,653	3,190,038,317
2218	17,877,539	4,593,659	13,283,880	9,686,858	1,550.6220	15,020,654,784	34,197,569	218,856	33,978,713	24,777,923	155.0292	3,841,301,607	0	0	1.0000	0	47,262,593	34,464,781	18,861,956,392
2219	7,918,351	4,593,659	3,324,692	2,424,429	1,609.2355	3,901,476,544	4,320,005	218,856	4,101,149	2,990,636	159.0290	475,597,786	0	0	1.0000	0	7,425,841	5,415,064	4,377,074,330
2220	7,834,551	4,593,659	3,240,893	2,363,320	1,670.0646	3,946,897,751	4,015,360	218,856	3,796,504	2,768,483	163.1319	451,627,818	0	0	1.0000	0	7,037,396	5,131,803	4,398,525,569
2221	7,814,563	4,593,659	3,220,905	2,348,745	1,733.1930	4,070,827,988	4,008,642	218,856	3,789,786	2,763,584	167.3407	462,460,103	0	0	1.0000	0	7,010,691	5,112,329	4,533,288,092
2222	7,814,563	4,593,659	3,220,905	2,348,745	1,798.7077	4,224,705,297	4,008,642	218,856	3,789,786	2,763,584	171.6581	474,391,602	0	0	1.0000	0	7,010,691	5,112,329	4,699,096,899
2223	7,918,351	4,593,659	3,324,692	2,424,429	1,866.6989	4,525,678,170	4,320,005	218,856	4,101,149	2,990,636	176.0869	526,611,749	0	0	1.0000	0	7,425,841	5,415,064	5,052,289,919
2224	7,834,551	4,593,659	3,240,893	2,363,320	1,937.2601	4,578,366,328	4,015,360	218,856	3,796,504	2,768,483	180.6299	500,070,726	0	0	1.0000	0	7,037,396	5,131,803	5,078,437,054
2225	7,814,563	4,593,659	3,220,905	2,348,745	2,010.4885	4,722,124,343	4,008,642	218,856	3,789,786	2,763,584	185.2902	512,065,057	0	0	1.0000	0	7,010,691	5,112,329	5,234,189,399
2226	7,814,563	4,593,659	3,220,905	2,348,745	2,086.4850	4,900,620,724	4,008,642	218,856	3,789,786	2,763,584	190.0707	525,276,371	0	0	1.0000	0	7,010,691	5,112,329	5,425,897,095
2227	7,918,351	4,593,659	3,324,692	2,424,429	2,165.3541	5,249,746,373	4,320,005	218,856	4,101,149	2,990,636	194.9745	583,097,678	0	0	1.0000	0	7,425,841	5,415,064	5,832,844,051
2228	7,834,551	4,593,659	3,240,893	2,363,320	2,247.2045	5,310,864,254	4,015,360	218,856	3,796,504	2,768,483	200.0048	553,709,798	0	0	1.0000	0	7,037,396	5,131,803	5,864,574,052
2229	7,814,563	4,593,659	3,220,905	2,348,745	2,332.1489	5,477,622,524	4,008,642	218,856	3,789,786	2,763,584	205.1650	566,990,739	0	0	1.0000	0	7,010,691	5,112,329	6,044,613,263
2230	7,450,719	4,593,659	2,857,061	2,083,423	2,420.3041	5,042,517,267	9,382,617	218,856	9,163,761	6,682,389	210.4582	1,406,363,550	0	0	1.0000	0	12,020,822	8,765,812	6,448,880,817
2231	1,940,943	4,593,659	(2,652,716)	(1,934,411)	2,511.7916	(4,858,836,358)	5,236,109	218,856	5,017,253	3,658,676	215.8880	789,864,213	0	0	1.0000	0	2,364,537	1,724,265	(4,068,972,146)
	$2,444,586,091	$891,169,774	$1,553,416,317	$1,132,780,693		$198,634,575,587	$2,451,715,946	$42,458,064	$2,409,257,882	$1,756,876,624		$47,195,859,301	$0	$0		$0	$3,962,674,199	$2,889,657,317	$245,830,434,888

Xcel Energy
Nuclear Decommissioning Accrual
200-Year Decommissioning Period
DECON Method

Docket No. E002/M-20-___
Schedule E.8
Page 6 of 26

Proposed

AMOUNT TO RECOVER

	LABOR						NON-LABOR						PIIC Payment						
	Cost Estimate Nominal $s	DOE Reimbursement Estimate Nominal $s	Adjusted Estimate Nominal $s	Jurisdictional Cost in Nominal $s	Escalation Factor	Jurisdictional Cost in Future $'s	Cost Estimate Nominal $s	DOE Reimbursement Estimate Nominal $s	Adjusted Estimate Nominal $s	Jurisdictional Cost in Nominal $s	Escalation Factor	Jurisdictional Cost in Future $'s	Cost Estimate Nominal $s	Jurisdictional Cost in Nominal $s	Escalation Factor	Jurisdictional Cost in Future $'s	Total Cost Estimate Nominal $s	Total Jurisdictional Cost in Nominal $s	Total Jurisdictional Cost in Future $'s
Prairie Island Unit 1																			
Factors	*2020*			*72.9219%*	*3.78%*						*2.58%*				*0.00%*				
2033	$19,544,542	$0	$19,544,542	$14,252,251	1.6199	$23,087,222	$4,605,809	$0	$4,605,809	$3,358,644	1.3926	$4,677,247	$1,250,000	$911,524	1.0000	$911,524	$25,400,351	$18,522,419	$28,675,993
2034	48,889,567	-	48,889,567	$35,651,201	1.6811	59,933,234	31,903,703	-	31,903,703	23,264,786	1.4285	33,233,747	1,250,000	911,524	1.0000	911,524	82,043,270	59,827,511	94,078,505
2035	15,648,396	-	15,648,396	$11,411,108	1.7446	19,907,819	18,630,107	-	18,630,107	13,585,428	1.4653	19,906,728	1,250,000	911,524	1.0000	911,524	35,528,504	25,908,060	40,726,070
2036	11,693,506	-	11,693,506	$8,527,127	1.8106	15,439,216	16,992,077	-	16,992,077	12,390,945	1.5032	18,626,069	1,250,000	911,524	1.0000	911,524	29,935,583	21,829,596	34,976,809
2037	16,619,039	-	16,619,039	$12,118,919	1.8790	22,771,449	31,814,682	-	31,814,682	23,199,870	1.5419	35,771,880	1,250,000	911,524	1.0000	911,524	49,683,721	36,230,313	59,454,853
2038	23,865,956	-	23,865,956	$17,403,509	1.9501	33,938,583	55,065,305	-	55,065,305	40,154,666	1.5817	63,512,636	1,250,000	911,524	1.0000	911,524	80,181,261	58,469,699	98,362,742
2039	4,978,647	-	4,978,647	$3,630,524	2.0238	7,347,454	5,504,477	-	5,504,477	4,013,969	1.6225	6,512,665	1,250,000	911,524	1.0000	911,524	11,733,124	8,556,017	14,771,643
2040	4,992,286	-	4,992,286	$3,640,470	2.1003	7,646,079	5,522,983	-	5,522,983	4,027,464	1.6644	6,703,312	1,250,000	911,524	1.0000	911,524	11,765,270	8,579,458	15,260,915
2041	4,978,647	2,315,817	2,662,829	$1,941,786	2.1797	4,232,510	5,504,477	109,428	5,395,049	3,934,172	1.7073	6,716,813	1,250,000	911,524	1.0000	911,524	9,307,878	6,787,482	11,860,847
2042	4,978,647	2,315,817	2,662,829	$1,941,786	2.2620	4,392,319	5,504,477	109,428	5,395,049	3,934,172	1.7514	6,890,310	1,250,000	911,524	1.0000	911,524	9,307,878	6,787,482	12,194,153
2043	4,978,647	2,315,817	2,662,829	$1,941,786	2.3475	4,558,342	5,504,477	109,428	5,395,049	3,934,172	1.7966	7,068,134	1,250,000	911,524	1.0000	911,524	9,307,878	6,787,482	12,538,000
2044	4,992,286	2,315,817	2,676,469	$1,951,732	2.4363	4,755,004	5,522,983	109,428	5,413,555	3,947,667	1.8429	7,275,156	1,250,000	911,524	1.0000	911,524	9,340,024	6,810,923	12,941,684
2045	6,492,785	2,315,817	4,176,967	$3,045,924	2.5284	7,701,314	10,046,890	109,428	9,937,462	7,246,586	1.8905	13,699,672	1,250,000	911,524	1.0000	911,524	15,364,430	11,204,034	22,312,509
2046	5,988,072	2,315,817	3,672,254	$2,677,878	2.6239	7,026,483	8,532,752	109,428	8,423,324	6,142,448	1.9392	11,911,436	1,250,000	911,524	1.0000	911,524	13,345,579	9,731,850	19,849,443
2047	5,988,072	2,315,817	3,672,254	$2,677,878	2.7231	7,292,129	8,532,752	109,428	8,423,324	6,142,448	1.9893	12,219,172	1,250,000	911,524	1.0000	911,524	13,345,579	9,731,850	20,422,825
2048	4,992,286	2,315,817	2,676,469	$1,951,732	2.8261	5,515,790	5,522,983	109,428	5,413,555	3,947,667	2.0406	8,055,610	1,250,000	911,524	1.0000	911,524	9,340,024	6,810,923	14,482,923
2049	5,988,072	2,315,817	3,672,254	$2,677,878	2.9329	7,853,948	8,532,752	109,428	8,423,324	6,142,448	2.0932	12,857,373	1,250,000	911,524	1.0000	911,524	13,345,579	9,731,850	21,622,844
2050	6,492,785	2,315,817	4,176,967	$3,045,924	3.0438	9,271,183	10,046,890	109,428	9,937,462	7,246,586	2.1472	15,559,870	1,250,000	911,524	1.0000	911,524	15,364,430	11,204,034	25,742,577
2051	6,438,009	2,315,817	4,122,192	$3,005,981	3.1588	9,495,292	9,882,565	109,428	9,773,137	7,126,757	2.2026	15,697,395	1,250,000	911,524	1.0000	911,524	15,145,329	11,044,262	26,104,211
2052	6,506,424	2,315,817	4,190,607	$3,055,870	3.2782	10,017,753	10,065,396	109,428	9,955,968	7,260,081	2.2595	16,404,154	1,250,000	911,524	1.0000	911,524	15,396,575	11,227,475	27,333,431
2053	4,978,647	2,315,817	2,662,829	$1,941,786	3.4021	6,606,149	5,504,477	109,428	5,395,049	3,934,172	2.3178	9,118,625	1,250,000	911,524	1.0000	911,524	9,307,878	6,787,482	16,636,298
2054	4,978,647	2,315,817	2,662,829	$1,941,786	3.5307	6,855,863	5,504,477	109,428	5,395,049	3,934,172	2.3776	9,353,888	1,250,000	911,524	1.0000	911,524	9,307,878	6,787,482	17,121,275
2055	6,492,785	2,315,817	4,176,967	$3,045,924	3.6642	11,160,874	10,046,890	109,428	9,937,462	7,246,586	2.4389	17,673,700	1,250,000	911,524	1.0000	911,524	15,364,430	11,204,034	29,746,097
2056	6,001,712	2,315,817	3,685,894	$2,687,824	3.8027	10,220,988	8,551,259	109,428	8,441,831	6,155,943	2.5018	15,400,939	1,250,000	911,524	1.0000	911,524	13,377,725	9,755,291	26,533,451
2057	5,988,072	2,315,817	3,672,254	$2,677,878	3.9464	10,567,977	8,532,752	109,428	8,423,324	6,142,448	2.5664	15,763,979	1,250,000	911,524	1.0000	911,524	13,345,579	9,731,850	27,243,480
2058	4,978,647	2,315,817	2,662,829	$1,941,786	4.0956	7,952,777	5,504,477	109,428	5,395,049	3,934,172	2.6326	10,357,102	1,250,000	911,524	1.0000	911,524	9,307,878	6,787,482	19,221,403
2059	5,933,297	2,315,817	3,617,479	$2,637,935	4.2504	11,212,278	8,368,427	109,428	8,258,999	6,022,619	2.7005	16,264,083	1,250,000	911,524	1.0000	911,524	13,126,478	9,572,077	28,387,884
2060	6,001,712	2,315,817	3,685,894	$2,687,824	4.4111	11,856,260	8,551,259	109,428	8,441,831	6,155,943	2.7702	17,053,194	1,250,000	911,524	1.0000	911,524	13,377,725	9,755,291	29,820,978
2061	5,988,072	2,315,817	3,672,254	$2,677,878	4.5778	12,258,789	8,532,752	109,428	8,423,324	6,142,448	2.8416	17,454,381	1,250,000	911,524	1.0000	911,524	13,345,579	9,731,850	30,624,693
2062	4,978,647	2,315,817	2,662,829	$1,941,786	4.7509	9,225,229	5,504,477	109,428	5,395,049	3,934,172	2.9150	11,468,113	1,250,000	911,524	1.0000	911,524	9,307,878	6,787,482	21,604,866
2063	8,006,922	2,315,817	5,691,105	$4,150,062	4.9305	20,461,880	14,589,304	109,428	14,479,876	10,559,001	2.9902	31,573,524	1,250,000	911,524	1.0000	911,524	21,420,981	15,620,587	52,946,928
2064	6,956,362	2,315,817	4,640,544	$3,383,973	5.1168	17,315,113	11,415,209	109,428	11,305,781	8,244,390	3.0673	25,288,018	1,250,000	911,524	1.0000	911,524	17,196,325	12,539,887	43,514,655
2065	5,988,072	2,315,817	3,672,254	$2,677,878	5.3103	14,220,334	8,532,752	109,428	8,423,324	6,142,448	3.1465	19,327,213	1,250,000	911,524	1.0000	911,524	13,345,579	9,731,850	34,459,071
2066	4,978,647	2,315,817	2,662,829	$1,941,786	5.5110	10,701,181	5,504,477	109,428	5,395,049	3,934,172	3.2276	12,697,935	1,250,000	911,524	1.0000	911,524	9,307,878	6,787,482	24,310,639
2067	4,978,647	2,315,817	2,662,829	$1,941,786	5.7193	11,105,655	5,504,477	109,428	5,395,049	3,934,172	3.3109	13,025,652	1,250,000	911,524	1.0000	911,524	9,307,878	6,787,482	25,042,830
2068	7,011,137	2,315,817	4,695,319	$3,423,916	5.9355	20,322,654	11,579,534	109,428	11,470,106	8,364,220	3.3963	28,407,399	1,250,000	911,524	1.0000	911,524	17,415,426	12,699,659	49,641,577
2069	6,492,785	2,315,817	4,176,967	$3,045,924	6.1598	18,762,281	10,046,890	109,428	9,937,462	7,246,586	3.4840	25,247,107	1,250,000	911,524	1.0000	911,524	15,364,430	11,204,034	44,920,912
2070	4,978,647	2,315,817	2,662,829	$1,941,786	6.3927	12,413,253	5,504,477	109,428	5,395,049	3,934,172	3.5738	14,059,945	1,250,000	911,524	1.0000	911,524	9,307,878	6,787,482	27,384,722
2071	4,978,647	2,315,817	2,662,829	$1,941,786	6.6343	12,882,389	5,504,477	109,428	5,395,049	3,934,172	3.6660	14,422,676	1,250,000	911,524	1.0000	911,524	9,307,878	6,787,482	28,216,588
2072	7,461,074	2,315,817	5,145,257	$3,752,019	6.8851	25,833,027	12,929,347	109,428	12,819,919	9,348,528	3.7606	35,156,076	1,250,000	911,524	1.0000	911,524	19,215,176	14,012,071	61,900,626
2073	4,978,647	2,315,817	2,662,829	$1,941,786	7.1454	13,874,835	5,504,477	109,428	5,395,049	3,934,172	3.8576	15,176,464	1,250,000	911,524	1.0000	911,524	9,307,878	6,787,482	29,962,823
2074	4,978,647	2,315,817	2,662,829	$1,941,786	7.4155	14,399,312	5,504,477	109,428	5,395,049	3,934,172	3.9572	15,568,307	1,250,000	911,524	1.0000	911,524	9,307,878	6,787,482	30,879,142
2075	7,861,953	2,315,817	5,546,135	$4,044,347	7.6958	31,124,488	14,154,395	109,428	14,044,967	10,241,857	4.0593	41,574,770	1,250,000	911,524	1.0000	911,524	20,841,103	15,197,728	73,610,782
2076	4,992,286	2,315,817	2,676,469	$1,951,732	7.9867	15,587,897	5,522,983	109,428	5,413,555	3,947,667	4.1640	16,438,087	1,250,000	911,524	1.0000	911,524	9,340,024	6,810,923	32,937,508
2077	4,978,647	2,315,817	2,662,829	$1,941,786	8.2886	16,094,685	5,504,477	109,428	5,395,049	3,934,172	4.2714	16,804,424	1,250,000	911,524	1.0000	911,524	9,307,878	6,787,482	33,810,632
2078	7,502,210	2,315,817	5,186,392	$3,782,016	8.6019	32,532,522	13,075,166	109,428	12,965,738	9,454,863	4.3816	41,427,426	1,250,000	911,524	1.0000	911,524	19,402,131	14,148,402	74,871,473
2079	4,978,647	2,315,817	2,662,829	$1,941,786	8.9270	17,334,321	5,504,477	109,428	5,395,049	3,934,172	4.4947	17,682,925	1,250,000	911,524	1.0000	911,524	9,307,878	6,787,482	35,928,769
2080	4,992,286	2,315,817	2,676,469	$1,951,732	9.2645	18,081,820	5,522,983	109,428	5,413,555	3,947,667	4.6106	18,201,115	1,250,000	911,524	1.0000	911,524	9,340,024	6,810,923	37,194,459
2081	4,978,647	2,315,817	2,662,829	$1,941,786	9.6147	18,669,687	5,504,477	109,428	5,395,049	3,934,172	4.7296	18,607,062	1,250,000	911,524	1.0000	911,524	9,307,878	6,787,482	38,188,272
2082	7,392,660	2,315,817	5,076,842	$3,702,130	9.9781	36,940,221	12,746,515	109,428	12,637,087	9,215,204	4.8516	44,708,485	1,250,000	911,524	1.0000	911,524	18,963,930	13,828,858	82,560,229
2083	4,978,647	2,315,817	2,662,829	$1,941,786	10.3553	20,107,773	5,504,477	109,428	5,395,049	3,934,172	4.9768	19,579,589	1,250,000	911,524	1.0000	911,524	9,307,878	6,787,482	40,598,886
2084	4,992,286	2,315,817	2,676,469	$1,951,732	10.7467	20,974,677	5,522,983	109,428	5,413,555	3,947,667	5.1052	20,153,632	1,250,000	911,524	1.0000	911,524	9,340,024	6,810,923	42,039,833
2085	4,978,647	2,315,817	2,662,829	$1,941,786	11.1529	21,656,541	5,504,477	109,428	5,395,049	3,934,172	5.2369	20,602,868	1,250,000	911,524	1.0000	911,524	9,307,878	6,787,482	43,170,933
2086	4,978,647	2,315,817	2,662,829	$1,941,786	11.5745	22,475,198	5,504,477	109,428	5,395,049	3,934,172	5.3720	21,134,374	1,250,000	911,524	1.0000	911,524	9,307,878	6,787,482	44,521,096
2087	27,646,324	2,315,817	25,330,507	$18,471,487	12.0120	221,879,500	10,574,492	109,428	10,465,064	7,631,323	5.5106	42,053,170	1,250,000	911,524	1.0000	911,524	37,045,570	27,014,334	264,844,194
2088	64,790,288	2,315,817	62,474,470	$45,557,571	12.4661	567,925,234	65,822,144	109,428	65,712,716	47,918,961	5.6528	270,876,305	1,250,000	911,524	1.0000	911,524	129,437,187	94,388,056	839,713,063
2089	57,854,410	2,315,817	55,538,593	$40,499,797	12.9373	523,958,025	68,105,685	109,428	67,996,257	49,584,162	5.7986	287,518,724	1,250,000	911,524	1.0000	911,524	124,784,850	90,995,483	812,388,273
2090	43,227,498	2,315,817	40,911,680	$29,833,575	13.4263	400,554,523	46,637,084	109,428	46,527,656	33,928,851	5.9482	201,815,590	1,250,000	911,524	1.0000	911,524	88,689,336	64,673,949	603,281,636
2091	37,320,475	2,315,817	35,004,658	$25,526,062	13.9338	355,675,038	37,967,073	109,428	37,857,645	27,606,514	6.1017	168,446,666	1,250,000	911,524	1.0000	911,524	74,112,303	54,044,099	525,033,228
2092	7,957,364	2,315,817	5,641,547	$4,113,923	14.4605	59,489,384	7,220,328	109,428	7,110,900	5,185,403	6.2591	32,455,959	1,250,000	911,524	1.0000	911,524	14,002,447	10,210,850	92,856,867
2093	20,910,253	2,315,817	18,594,436	$13,559,416	15.0071	203,487,507	8,811,802	109,428	8,702,374	6,345,937	6.4206	40,744,720	1,250,000	911,524	1.0000	911,524	28,546,810	20,816,876	245,143,751
2094	15,844,987	2,315,817	13,529,169	$9,865,727	15.5744	153,652,785	12,325,838	109,428	12,216,410	8,908,439	6.5863	58,673,649	1,250,000	911,524	1.0000	911,524	26,995,580	19,685,690	213,237,957
2095	13,995,036	2,315,817	11,679,219	$8,516,708	16.1631	137,656,405	14,061,520	109,428	13,952,092	10,174,130	6.7562	68,738,460	1,250,000	911,524	1.0000	911,524	26,881,310	19,602,362	207,306,389
2096	4,693,602	2,315,817	2,377,784	$1,733,926	16.7741	29,085,040	5,179,687	109,428	5,070,259	3,697,329	6.9305	25,624,341	1,250,000	911,524	1.0000	911,524	8,698,044	6,342,779	55,620,905
2097	4,683,544	2,315,817	2,367,727	$1,726,591	17.4081	30,056,673	5,170,419	109,428	5,060,991	3,690,571	7.1093	26,237,374	1,250,000	911,524	1.0000	911,524	8,678,717	6,328,686	57,205,571
2098	3,671,061	2,315,817	1,355,244	$988,269	18.0662	17,854,272	2,132,969	109,428	2,023,541	1,475,605	7.2927	10,761,143	1,250,000	911,524	1.0000	911,524	4,628,785	3,375,398	29,526,939
2099	4,683,544	2,315,817	2,367,727	$1,726,591	18.7491	32,372,032	5,170,419	109,428	5,060,991	3,690,571	7.4809	27,608,790	1,250,000	911,524	1.0000	911,524	8,678,717	6,328,686	60,892,346
2100	5,189,786	2,315,817	2,873,968	$2,095,752	19.4578	40,778,728	6,689,143	109,428	6,579,715	4,798,053	7.6739	36,819,783	1,250,000	911,524	1.0000	911,524	10,703,684	7,805,329	78,510,034
2101	5,189,786	2,315,817	2,873,968	$2,095,752	20.1933	42,320,154	6,689,143	109,428	6,579,715	4,798,053	7.8719	37,769,797	1,250,000	911,524	1.0000	911,524	10,703,684	7,805,329	81,001,475
2102	5,189,786	2,315,817	2,873,968	$2,095,752	20.9566	43,919,841	6,689,143	109,428	6,579,715	4,798,053	8.0750	38,744,282	1,250,000	911,524	1.0000	911,524	10,703,684	7,805,329	83,575,647
2103	3,671,061	2,315,817	1,355,244	$988,269	21.7488	21,493,672	2,132,969	109,428	2,023,541	1,475,605	8.2833	12,222,877	1,250,000	911,524	1.0000	911,524	4,628,785	3,375,398	34,628,073
2104	3,681,119	2,315,817	1,365,301	$995,604	22.5709	22,471,669	2,142,238	109,428	2,032,810	1,482,364	8.4970	12,595,643	1,250,000	911,524	1.0000	911,524	4,648,111	3,389,491	35,978,836
2105	5,189,786	2,315,817	2,873,968	$2,095,752	23.4240	49,090,900	6,689,143	109,428	6,579,715	4,798,053	8.7162	41,820,794	1,250,000	911,524	1.0000	911,524	10,703,684	7,805,329	91,823,218
2106	4,683,544	2,315,817	2,367,727	$1,726,591	24.3095	41,972,570	5,170,419	109,428	5,060,991	3,690,571	8.9411	32,997,761	1,250,000	911,524	1.0000	911,524	8,678,717	6,328,686	75,881,855
2107	4,683,544	2,315,817	2,367,727	$1,726,591	25.2284	43,559,135	5,170,419	109,428	5,060,991	3,690,571	9.1718	33,849,175	1,250,000	911,524	1.0000	911,524	8,678,717	6,328,686	78,319,834

Xcel Energy
Nuclear Decommissioning Accrual
200-Year Decommissioning Period
DECON Method

Docket No. E002/M-20-___
Schedule E.8
Page 7 of 26

Proposed

AMOUNT TO RECOVER

	LABOR						NON-LABOR						PIIC Payment						
	Cost Estimate Nominal $s	DOE Reimbursement Estimate Nominal $s	Adjusted Estimate Nominal $s	Jurisdictional Cost in Nominal $s	Escalation Factor	Jurisdictional Cost in Future $'s	Cost Estimate Nominal $s	DOE Reimbursement Estimate Nominal $s	Adjusted Estimate Nominal $s	Jurisdictional Cost in Nominal $s	Escalation Factor	Jurisdictional Cost in Future $'s	Cost Estimate Nominal $s	Jurisdictional Cost in Nominal $s	Escalation Factor	Jurisdictional Cost in Future $'s	Total Cost Estimate Nominal $s	Total Jurisdictional Cost in Nominal $s	Total Jurisdictional Cost in Future $'s
2108	3,681,119	2,315,817	1,365,301	$995,604	26.1820	26,066,894	2,142,238	109,428	2,032,810	1,482,364	9.4084	13,946,669	1,250,000	911,524	1.0000	911,524	4,648,111	3,389,491	40,925,086
2109	4,683,544	2,315,817	2,367,727	$1,726,591	27.1717	46,914,420	5,170,419	109,428	5,060,991	3,690,571	9.6512	35,618,435	1,250,000	911,524	1.0000	911,524	8,678,717	6,328,686	83,444,379
2110	4,683,544	2,315,817	2,367,727	$1,726,591	28.1988	48,687,802	5,170,419	109,428	5,060,991	3,690,571	9.9002	36,537,387	1,250,000	911,524	1.0000	911,524	8,678,717	6,328,686	86,136,713
2111	4,683,544	2,315,817	2,367,727	$1,726,591	29.2647	50,528,176	5,170,419	109,428	5,060,991	3,690,571	10.1556	37,479,959	1,250,000	911,524	1.0000	911,524	8,678,717	6,328,686	88,919,658
2112	3,681,119	2,315,817	1,365,301	$995,604	30.3709	30,237,378	2,142,238	109,428	2,032,810	1,482,364	10.4176	15,442,670	1,250,000	911,524	1.0000	911,524	4,648,111	3,389,491	46,591,572
2113	6,708,510	2,315,817	4,392,693	$3,203,235	31.5189	100,962,448	11,245,317	109,428	11,135,889	8,120,502	10.6864	86,778,934	1,250,000	911,524	1.0000	911,524	16,778,582	12,235,261	188,652,906
2114	5,696,027	2,315,817	3,380,210	$2,464,913	32.7103	80,628,050	8,207,868	109,428	8,098,440	5,905,536	10.9621	64,737,080	1,250,000	911,524	1.0000	911,524	12,728,650	9,281,973	146,276,654
2115	5,043,287	2,315,817	2,727,470	$1,988,923	33.9468	67,517,561	6,249,648	109,428	6,140,220	4,477,565	11.2449	50,349,769	1,250,000	911,524	1.0000	911,524	10,117,689	7,378,011	118,778,854
2116	3,681,119	2,315,817	1,365,301	$995,604	35.2299	35,075,016	2,142,238	109,428	2,032,810	1,482,364	11.5350	17,099,063	1,250,000	911,524	1.0000	911,524	4,648,111	3,389,491	53,085,603
2117	3,671,061	2,315,817	1,355,244	$988,269	36.5616	36,132,708	2,132,969	109,428	2,023,541	1,475,605	11.8326	17,460,242	1,250,000	911,524	1.0000	911,524	4,628,785	3,375,398	54,504,474
2118	5,696,027	2,315,817	3,380,210	$2,464,913	37.9437	93,527,927	8,207,868	109,428	8,098,440	5,905,536	12.1379	71,680,810	1,250,000	911,524	1.0000	911,524	12,728,650	9,281,973	166,120,261
2119	5,189,786	2,315,817	2,873,968	$2,095,752	39.3779	82,526,322	6,689,143	109,428	6,579,715	4,798,053	12.4511	59,741,044	1,250,000	911,524	1.0000	911,524	10,703,684	7,805,329	143,178,890
2120	3,681,119	2,315,817	1,365,301	$995,604	40.8664	40,686,735	2,142,238	109,428	2,032,810	1,482,364	12.7723	18,933,192	1,250,000	911,524	1.0000	911,524	4,648,111	3,389,491	60,531,451
2121	3,671,061	2,315,817	1,355,244	$988,269	42.4112	41,913,689	2,132,969	109,428	2,023,541	1,475,605	13.1018	19,333,079	1,250,000	911,524	1.0000	911,524	4,628,785	3,375,398	62,158,292
2122	6,202,269	2,315,817	3,886,451	$2,834,074	44.0143	124,739,790	9,726,593	109,428	9,617,165	7,013,019	13.4399	94,254,278	1,250,000	911,524	1.0000	911,524	14,753,616	10,758,617	219,905,592
2123	3,671,061	2,315,817	1,355,244	$988,269	45.6781	45,142,266	2,132,969	109,428	2,023,541	1,475,605	13.7866	20,343,573	1,250,000	911,524	1.0000	911,524	4,628,785	3,375,398	66,397,363
2124	3,681,119	2,315,817	1,365,301	$995,604	47.4047	47,196,290	2,142,238	109,428	2,032,810	1,482,364	14.1423	20,964,030	1,250,000	911,524	1.0000	911,524	4,648,111	3,389,491	69,071,844
2125	6,202,269	2,315,817	3,886,451	$2,834,074	49.1966	139,426,813	9,726,593	109,428	9,617,165	7,013,019	14.5072	101,739,273	1,250,000	911,524	1.0000	911,524	14,753,616	10,758,617	242,077,610
2126	3,671,061	2,315,817	1,355,244	$988,269	51.0562	50,457,277	2,132,969	109,428	2,023,541	1,475,605	14.8815	21,959,213	1,250,000	911,524	1.0000	911,524	4,628,785	3,375,398	73,328,014
2127	3,671,061	2,315,817	1,355,244	$988,269	52.9861	52,364,538	2,132,969	109,428	2,023,541	1,475,605	15.2654	22,525,698	1,250,000	911,524	1.0000	911,524	4,628,785	3,375,398	75,801,760
2128	6,212,326	2,315,817	3,896,509	$2,841,408	54.9890	156,246,208	9,735,861	109,428	9,626,433	7,019,778	15.6593	109,924,809	1,250,000	911,524	1.0000	911,524	14,772,942	10,772,710	267,082,541
2129	3,671,061	2,315,817	1,355,244	$988,269	57.0676	56,398,160	2,132,969	109,428	2,023,541	1,475,605	16.0633	23,703,083	1,250,000	911,524	1.0000	911,524	4,628,785	3,375,398	81,012,766
2130	3,671,061	2,315,817	1,355,244	$988,269	59.2248	58,530,054	2,132,969	109,428	2,023,541	1,475,605	16.4777	24,314,574	1,250,000	911,524	1.0000	911,524	4,628,785	3,375,398	83,756,151
2131	3,671,061	2,315,817	1,355,244	$988,269	61.4635	60,742,493	2,132,969	109,428	2,023,541	1,475,605	16.9028	24,941,853	1,250,000	911,524	1.0000	911,524	4,628,785	3,375,398	86,595,870
2132	6,212,326	2,315,817	3,896,509	$2,841,408	63.7868	181,244,351	9,735,861	109,428	9,626,433	7,019,778	17.3389	121,715,228	1,250,000	911,524	1.0000	911,524	14,772,942	10,772,710	303,871,103
2133	3,671,061	2,315,817	1,355,244	$988,269	66.1979	65,421,355	2,132,969	109,428	2,023,541	1,475,605	17.7863	26,245,550	1,250,000	911,524	1.0000	911,524	4,628,785	3,375,398	92,578,429
2134	3,671,061	2,315,817	1,355,244	$988,269	68.7002	67,894,301	2,132,969	109,428	2,023,541	1,475,605	18.2451	26,922,557	1,250,000	911,524	1.0000	911,524	4,628,785	3,375,398	95,728,383
2135	3,671,061	2,315,817	1,355,244	$988,269	71.2971	70,460,738	2,132,969	109,428	2,023,541	1,475,605	18.7159	27,617,272	1,250,000	911,524	1.0000	911,524	4,628,785	3,375,398	98,989,534
2136	3,681,119	2,315,817	1,365,301	$995,604	73.9921	73,666,802	2,142,238	109,428	2,032,810	1,482,364	19.1987	28,459,452	1,250,000	911,524	1.0000	911,524	4,648,111	3,389,491	103,037,778
2137	3,671,061	2,315,817	1,355,244	$988,269	76.7890	75,888,215	2,132,969	109,428	2,023,541	1,475,605	19.6941	29,060,709	1,250,000	911,524	1.0000	911,524	4,628,785	3,375,398	105,860,447
2138	18,858,308	2,315,817	16,542,490	$12,063,098	79.6916	961,327,602	47,694,710	109,428	47,585,282	34,700,092	20.2022	701,018,190	1,250,000	911,524	1.0000	911,524	65,377,772	47,674,714	1,663,257,316
2139	3,671,061	2,315,817	1,355,244	$988,269	82.7040	81,733,828	2,132,969	109,428	2,023,541	1,475,605	20.7234	30,579,549	1,250,000	911,524	1.0000	911,524	4,628,785	3,375,398	113,224,900
2140	3,681,119	2,315,817	1,365,301	$995,604	85.8302	85,452,857	2,142,238	109,428	2,032,810	1,482,364	21.2580	31,512,084	1,250,000	911,524	1.0000	911,524	4,648,111	3,389,491	117,876,464
2141	3,671,061	2,315,817	1,355,244	$988,269	89.0745	88,029,598	2,132,969	109,428	2,023,541	1,475,605	21.8065	32,177,776	1,250,000	911,524	1.0000	911,524	4,628,785	3,375,398	121,118,898
2142	3,671,061	2,315,817	1,355,244	$988,269	92.4416	91,357,199	2,132,969	109,428	2,023,541	1,475,605	22.3691	33,007,952	1,250,000	911,524	1.0000	911,524	4,628,785	3,375,398	125,276,675
2143	3,671,061	2,315,817	1,355,244	$988,269	95.9359	94,810,509	2,132,969	109,428	2,023,541	1,475,605	22.9462	33,859,523	1,250,000	911,524	1.0000	911,524	4,628,785	3,375,398	129,581,556
2144	3,681,119	2,315,817	1,365,301	$995,604	99.5622	99,124,486	2,142,238	109,428	2,032,810	1,482,364	23.5382	34,892,169	1,250,000	911,524	1.0000	911,524	4,648,111	3,389,491	134,928,178
2145	5,189,786	2,315,817	2,873,968	$2,095,752	103.3257	216,545,067	6,689,143	109,428	6,579,715	4,798,053	24.1455	115,851,401	1,250,000	911,524	1.0000	911,524	10,703,684	7,805,329	333,307,991
2146	4,683,544	2,315,817	2,367,727	$1,726,591	107.2314	185,144,799	5,170,419	109,428	5,060,991	3,690,571	24.7685	91,409,898	1,250,000	911,524	1.0000	911,524	8,678,717	6,328,686	277,466,221
2147	4,683,544	2,315,817	2,367,727	$1,726,591	111.2847	192,143,192	5,170,419	109,428	5,060,991	3,690,571	25.4075	93,768,173	1,250,000	911,524	1.0000	911,524	8,678,717	6,328,686	286,822,888
2148	3,681,119	2,315,817	1,365,301	$995,604	115.4913	114,983,555	2,142,238	109,428	2,032,810	1,482,364	26.0630	38,634,840	1,250,000	911,524	1.0000	911,524	4,648,111	3,389,491	154,529,919
2149	4,683,544	2,315,817	2,367,727	$1,726,591	119.8569	206,943,877	5,170,419	109,428	5,060,991	3,690,571	26.7355	98,669,250	1,250,000	911,524	1.0000	911,524	8,678,717	6,328,686	306,524,651
2150	5,189,786	2,315,817	2,873,968	$2,095,752	124.3875	260,685,381	6,689,143	109,428	6,579,715	4,798,053	27.4252	131,587,577	1,250,000	911,524	1.0000	911,524	10,703,684	7,805,329	393,184,482
2151	5,189,786	2,315,817	2,873,968	$2,095,752	129.0893	270,539,189	6,689,143	109,428	6,579,715	4,798,053	28.1328	134,982,679	1,250,000	911,524	1.0000	911,524	10,703,684	7,805,329	406,433,392
2152	5,199,843	2,315,817	2,884,026	$2,103,087	133.9689	281,748,185	6,698,412	109,428	6,588,984	4,804,812	28.8586	138,660,153	1,250,000	911,524	1.0000	911,524	10,723,010	7,819,422	421,319,862
2153	3,671,061	2,315,817	1,355,244	$988,269	139.0329	137,401,953	2,132,969	109,428	2,023,541	1,475,605	29.6032	43,682,625	1,250,000	911,524	1.0000	911,524	4,628,785	3,375,398	181,996,101
2154	3,671,061	2,315,817	1,355,244	$988,269	144.2884	142,595,802	2,132,969	109,428	2,023,541	1,475,605	30.3669	44,809,544	1,250,000	911,524	1.0000	911,524	4,628,785	3,375,398	188,316,870
2155	5,549,529	2,315,817	3,233,711	$2,358,084	149.7425	353,105,341	7,768,372	109,428	7,658,944	5,585,048	31.1504	173,976,471	1,250,000	911,524	1.0000	911,524	12,142,656	8,854,655	527,993,336
2156	4,693,602	2,315,817	2,377,784	$1,733,926	155.4027	269,456,710	5,179,687	109,428	5,070,259	3,697,329	31.9541	118,144,830	1,250,000	911,524	1.0000	911,524	8,698,044	6,342,779	388,513,064
2157	4,683,544	2,315,817	2,367,727	$1,726,591	161.2769	278,459,288	5,170,419	109,428	5,060,991	3,690,571	32.7785	120,971,369	1,250,000	911,524	1.0000	911,524	8,678,717	6,328,686	400,342,180
2158	3,671,061	2,315,817	1,355,244	$988,269	167.3732	165,409,802	2,132,969	109,428	2,023,541	1,475,605	33.6242	49,616,032	1,250,000	911,524	1.0000	911,524	4,628,785	3,375,398	215,937,357
2159	4,683,544	2,315,817	2,367,727	$1,726,591	173.6999	299,908,731	5,170,419	109,428	5,060,991	3,690,571	34.4917	127,294,054	1,250,000	911,524	1.0000	911,524	8,678,717	6,328,686	428,114,309
2160	4,693,602	2,315,817	2,377,784	$1,733,926	180.2658	312,567,474	5,179,687	109,428	5,070,259	3,697,329	35.3816	130,817,427	1,250,000	911,524	1.0000	911,524	8,698,044	6,342,779	444,296,424
2161	4,683,544	2,315,817	2,367,727	$1,726,591	187.0798	323,010,350	5,170,419	109,428	5,060,991	3,690,571	36.2944	133,947,046	1,250,000	911,524	1.0000	911,524	8,678,717	6,328,686	457,868,919
2162	3,671,061	2,315,817	1,355,244	$988,269	194.1514	191,873,876	2,132,969	109,428	2,023,541	1,475,605	37.2308	54,937,948	1,250,000	911,524	1.0000	911,524	4,628,785	3,375,398	247,723,348
2163	6,708,510	2,315,817	4,392,693	$3,203,235	201.4904	645,421,127	11,245,317	109,428	11,135,889	8,120,502	38.1914	310,133,347	1,250,000	911,524	1.0000	911,524	16,778,582	12,235,261	956,465,997
2164	5,706,085	2,315,817	3,390,267	$2,472,247	209.1067	516,963,509	8,217,137	109,428	8,107,709	5,912,295	39.1767	231,624,211	1,250,000	911,524	1.0000	911,524	12,747,976	9,296,066	749,499,244
2165	4,683,544	2,315,817	2,367,727	$1,726,591	217.0109	374,689,125	5,170,419	109,428	5,060,991	3,690,571	40.1875	148,314,806	1,250,000	911,524	1.0000	911,524	8,678,717	6,328,686	523,915,455
2166	3,671,061	2,315,817	1,355,244	$988,269	225.2140	222,572,092	2,132,969	109,428	2,023,541	1,475,605	41.2243	60,830,776	1,250,000	911,524	1.0000	911,524	4,628,785	3,375,398	284,314,391
2167	3,671,061	2,315,817	1,355,244	$988,269	233.7270	230,985,228	2,132,969	109,428	2,023,541	1,475,605	42.2879	62,400,229	1,250,000	911,524	1.0000	911,524	4,628,785	3,375,398	294,296,981
2168	5,706,085	2,315,817	3,390,267	$2,472,247	242.5619	599,673,042	8,217,137	109,428	8,107,709	5,912,295	43.3789	256,468,858	1,250,000	911,524	1.0000	911,524	12,747,976	9,296,066	857,053,424
2169	5,189,786	2,315,817	2,873,968	$2,095,752	251.7308	527,565,387	6,689,143	109,428	6,579,715	4,798,053	44.4981	213,504,264	1,250,000	911,524	1.0000	911,524	10,703,684	7,805,329	741,981,175
2170	3,671,061	2,315,817	1,355,244	$988,269	261.2462	258,181,610	2,132,969	109,428	2,023,541	1,475,605	45.6462	67,355,753	1,250,000	911,524	1.0000	911,524	4,628,785	3,375,398	326,448,887
2171	3,671,061	2,315,817	1,355,244	$988,269	271.1213	267,940,869	2,132,969	109,428	2,023,541	1,475,605	46.8238	69,093,425	1,250,000	911,524	1.0000	911,524	4,628,785	3,375,398	337,945,817
2172	6,212,326	2,315,817	3,896,509	$2,841,408	281.3697	799,486,237	9,735,861	109,428	9,626,433	7,019,778	48.0319	337,173,274	1,250,000	911,524	1.0000	911,524	14,772,942	10,772,710	1,137,571,035
2173	3,671,061	2,315,817	1,355,244	$988,269	292.0054	288,579,985	2,132,969	109,428	2,023,541	1,475,605	49.2711	72,704,673	1,250,000	911,524	1.0000	911,524	4,628,785	3,375,398	362,196,181
2174	3,671,061	2,315,817	1,355,244	$988,269	303.0433	299,488,403	2,132,969	109,428	2,023,541	1,475,605	50.5423	74,580,461	1,250,000	911,524	1.0000	911,524	4,628,785	3,375,398	374,980,388
2175	6,202,269	2,315,817	3,886,451	$2,834,074	314.4983	891,311,506	9,726,593	109,428	9,617,165	7,013,019	51.8463	363,599,102	1,250,000	911,524	1.0000	911,524	14,753,616	10,758,617	1,255,822,132
2176	3,681,119	2,315,817	1,365,301	$995,604	326.3863	324,951,378	2,142,238	109,428	2,032,810	1,482,364	53.1839	78,837,873	1,250,000	911,524	1.0000	911,524	4,648,111	3,389,491	404,700,775
2177	3,671,061	2,315,817	1,355,244	$988,269	338.7237	334,750,248	2,132,969	109,428	2,023,541	1,475,605	54.5561	80,503,244	1,250,000	911,524	1.0000	911,524	4,628,785	3,375,398	416,165,016
2178	6,202,269	2,315,817	3,886,451	$2,834,074	351.5275	996,255,005	9,726,593	109,428	9,617,165	7,013,019	55.9636	392,473,806	1,250,000	911,524	1.0000	911,524	14,753,616	10,758,617	1,389,640,335
2179	3,671,061	2,315,817	1,355,244	$988,269	364.8152	360,535,678	2,132,969	109,428	2,023,541	1,475,605	57.4075	84,710,784	1,250,000	911,524	1.0000	911,524	4,628,785	3,375,398	446,157,985
2180	3,681,119	2,315,817	1,365,301	$995,604	378.6052	376,940,703	2,142,238	109,428	2,032,810	1,482,364	58.8886	87,294,312	1,250,000	911,524	1.0000	911,524	4,648,111	3,389,491	465,146,539
2181	3,671,061	2,315,817	1,355,244	$988,269	392.9165	388,307,331	2,132,969	109,428	2,023,541	1,475,605	60.4079	89,138,188	1,250,000	911,524	1.0000	911,524	4,628,785	3,375,398	478,357,043
2182	6,202,269	2,315,817	3,886,451	$2,834,074	407.7688	1,155,647,020	9,726,593	109,428	9,617,165	7,013,019	61.9664	434,571,558	1,250,000	911,524	1.0000	911,524	14,753,616	10,758,617	1,591,130,102
2183	3,671,061	2,315,817	1,355,244	$988,269	423.1824	418,218,192	2,132,969	109,428	2,023,541	1,475,605	63.5652	93,797,115	1,250,000	911,524	1.0000	911,524	4,628,785	3,375,398	512,926,831
2184	3,681,119	2,315,817	1,365,301	$995,604	439.1787	437,247,899	2,142,238	109,428	2,032,810	1,482,364	65.2052	96,657,810	1,250,000	911,524	1.0000	911,524	4,648,111	3,389,491	534,817,232

Xcel Energy
Nuclear Decommissioning Accrual
200-Year Decommissioning Period
DECON Method

Docket No. E002/M-20-___
Schedule E.8
Page 8 of 26

Proposed

AMOUNT TO RECOVER

	LABOR						NON-LABOR						PIIC Payment						
	Cost Estimate Nominal $s	DOE Reimbursement Estimate Nominal $s	Adjusted Estimate Nominal $s	Jurisdictional Cost in Nominal $s	Escalation Factor	Jurisdictional Cost in Future $'s	Cost Estimate Nominal $s	DOE Reimbursement Estimate Nominal $s	Adjusted Estimate Nominal $s	Jurisdictional Cost in Nominal $s	Escalation Factor	Jurisdictional Cost in Future $'s	Cost Estimate Nominal $s	Jurisdictional Cost in Nominal $s	Escalation Factor	Jurisdictional Cost in Future $'s	Total Cost Estimate Nominal $s	Total Jurisdictional Cost in Nominal $s	Total Jurisdictional Cost in Future $'s
2185	3,671,061	2,315,817	1,355,244	$988,269	455.7797	450,433,104	2,132,969	109,428	2,023,541	1,475,605	66.8874	98,699,370	1,250,000	911,524	1.0000	911,524	4,628,785	3,375,398	550,043,998
2186	3,671,061	2,315,817	1,355,244	$988,269	473.0081	467,459,404	2,132,969	109,428	2,023,541	1,475,605	68.6131	101,245,821	1,250,000	911,524	1.0000	911,524	4,628,785	3,375,398	569,616,748
2187	3,671,061	2,315,817	1,355,244	$988,269	490.8878	485,129,363	2,132,969	109,428	2,023,541	1,475,605	70.3834	103,858,084	1,250,000	911,524	1.0000	911,524	4,628,785	3,375,398	589,898,971
2188	18,868,365	2,315,817	16,552,548	$12,070,433	509.4434	6,149,202,188	47,703,978	109,428	47,594,550	34,706,850	72.1993	2,505,810,296	1,250,000	911,524	1.0000	911,524	65,397,098	47,688,807	8,655,924,008
2189	3,671,061	2,315,817	1,355,244	$988,269	528.7004	522,498,396	2,132,969	109,428	2,023,541	1,475,605	74.0620	109,286,244	1,250,000	911,524	1.0000	911,524	4,628,785	3,375,398	632,696,164
2190	3,671,061	2,315,817	1,355,244	$988,269	548.6852	542,248,762	2,132,969	109,428	2,023,541	1,475,605	75.9728	112,105,830	1,250,000	911,524	1.0000	911,524	4,628,785	3,375,398	655,266,115
2191	3,671,061	2,315,817	1,355,244	$988,269	569.4255	562,745,764	2,132,969	109,428	2,023,541	1,475,605	77.9329	114,998,163	1,250,000	911,524	1.0000	911,524	4,628,785	3,375,398	678,655,451
2192	3,681,119	2,315,817	1,365,301	$995,604	590.9498	588,351,754	2,142,238	109,428	2,032,810	1,482,364	79.9436	118,505,476	1,250,000	911,524	1.0000	911,524	4,648,111	3,389,491	707,768,753
2193	3,774,848	2,315,817	1,459,031	$1,063,953	613.2877	652,509,386	2,444,332	109,428	2,334,904	1,702,656	82.0061	139,628,201	1,250,000	911,524	1.0000	911,524	5,043,935	3,678,133	793,049,110
2194	3,930,530	2,315,817	1,614,712	$1,177,479	636.4700	749,429,986	2,911,376	109,428	2,801,948	2,043,233	84.1219	171,880,680	1,250,000	911,524	1.0000	911,524	5,666,660	4,132,236	922,222,189
2195	5,808,997	2,315,817	3,493,180	$2,547,293	660.5286	1,682,560,007	8,546,779	109,428	8,437,351	6,152,676	86.2922	530,927,981	1,250,000	911,524	1.0000	911,524	13,180,531	9,611,493	2,214,399,512
2196	5,004,964	2,315,817	2,689,147	$1,960,977	685.4966	1,344,243,058	6,113,775	109,428	6,004,347	4,378,484	88.5185	387,576,806	1,250,000	911,524	1.0000	911,524	9,943,494	7,250,984	1,732,731,388
2197	4,839,225	2,315,817	2,523,408	$1,840,117	711.4083	1,309,074,504	5,637,462	109,428	5,528,034	4,031,148	90.8023	366,037,490	1,250,000	911,524	1.0000	911,524	9,301,442	6,782,789	1,676,023,518
2198	4,034,317	2,315,817	1,718,500	$1,253,163	738.2996	925,209,521	3,222,738	109,428	3,113,310	2,270,285	93.1450	211,465,687	1,250,000	911,524	1.0000	911,524	6,081,810	4,434,971	1,137,586,732
2199	4,839,225	2,315,817	2,523,408	$1,840,117	766.2073	1,409,911,075	5,637,462	109,428	5,528,034	4,031,148	95.5482	385,168,915	1,250,000	911,524	1.0000	911,524	9,301,442	6,782,789	1,795,991,513
2200	5,293,573	2,315,817	2,977,756	$2,171,436	795.1699	1,726,660,588	7,000,506	109,428	6,891,078	5,025,105	98.0133	492,527,119	1,250,000	911,524	1.0000	911,524	11,118,834	8,108,065	2,220,099,230
2201	5,449,254	2,315,817	3,133,437	$2,284,962	825.2273	1,885,612,838	7,467,550	109,428	7,358,122	5,365,682	100.5421	539,476,949	1,250,000	911,524	1.0000	911,524	11,741,559	8,562,168	2,426,001,310
2202	5,449,254	2,315,817	3,133,437	$2,284,962	856.4209	1,956,889,021	7,467,550	109,428	7,358,122	5,365,682	103.1360	553,394,992	1,250,000	911,524	1.0000	911,524	11,741,559	8,562,168	2,511,195,537
2203	3,826,742	2,315,817	1,510,925	$1,101,795	888.7937	979,268,515	2,600,013	109,428	2,490,585	1,816,182	105.7969	192,146,425	1,250,000	911,524	1.0000	911,524	5,251,510	3,829,501	1,172,326,464
2204	3,888,694	2,315,817	1,572,876	$1,146,971	922.3901	1,057,954,919	2,764,963	109,428	2,655,535	1,936,466	108.5265	210,157,923	1,250,000	911,524	1.0000	911,524	5,478,411	3,994,961	1,269,024,367
2205	5,397,361	2,315,817	3,081,543	$2,247,120	957.2564	2,151,069,875	7,311,868	109,428	7,202,440	5,252,156	111.3265	584,704,190	1,250,000	911,524	1.0000	911,524	11,533,984	8,410,800	2,736,685,589
2206	4,839,225	2,315,817	2,523,408	$1,840,117	993.4407	1,828,047,116	5,637,462	109,428	5,528,034	4,031,148	114.1987	460,351,836	1,250,000	911,524	1.0000	911,524	9,301,442	6,782,789	2,289,310,476
2207	4,891,119	2,315,817	2,575,302	$1,877,959	1,030.9927	1,936,161,921	5,793,144	109,428	5,683,716	4,144,674	117.1450	485,527,778	1,250,000	911,524	1.0000	911,524	9,509,017	6,934,156	2,422,601,223
2208	3,888,694	2,315,817	1,572,876	$1,146,971	1,069.9643	1,227,218,283	2,764,963	109,428	2,655,535	1,936,466	120.1674	232,700,135	1,250,000	911,524	1.0000	911,524	5,478,411	3,994,961	1,460,829,942
2209	4,839,225	2,315,817	2,523,408	$1,840,117	1,110.4089	2,043,282,289	5,637,462	109,428	5,528,034	4,031,148	123.2677	496,910,316	1,250,000	911,524	1.0000	911,524	9,301,442	6,782,789	2,541,104,128
2210	4,891,119	2,315,817	2,575,302	$1,877,959	1,152.3824	2,164,126,789	5,793,144	109,428	5,683,716	4,144,674	126.4480	524,085,676	1,250,000	911,524	1.0000	911,524	9,509,017	6,934,156	2,689,123,989
2211	4,891,119	2,315,817	2,575,302	$1,877,959	1,195.9424	2,245,930,679	5,793,144	109,428	5,683,716	4,144,674	129.7104	537,607,259	1,250,000	911,524	1.0000	911,524	9,509,017	6,934,156	2,784,449,461
2212	3,888,694	2,315,817	1,572,876	$1,146,971	1,241.1491	1,423,562,326	2,764,963	109,428	2,655,535	1,936,466	133.0569	257,660,219	1,250,000	911,524	1.0000	911,524	5,478,411	3,994,961	1,682,134,069
2213	6,916,085	2,315,817	4,600,268	$3,354,603	1,288.0645	4,320,944,727	11,868,042	109,428	11,758,614	8,574,605	136.4898	1,170,346,132	1,250,000	911,524	1.0000	911,524	17,608,882	12,840,732	5,492,202,383
2214	5,903,602	2,315,817	3,587,785	$2,616,281	1,336.7533	3,497,322,036	8,830,593	109,428	8,721,165	6,359,639	140.0112	890,420,729	1,250,000	911,524	1.0000	911,524	13,558,950	9,887,444	4,388,654,289
2215	4,891,119	2,315,817	2,575,302	$1,877,959	1,387.2826	2,605,259,711	5,793,144	109,428	5,683,716	4,144,674	143.6235	595,272,516	1,250,000	911,524	1.0000	911,524	9,509,017	6,934,156	3,201,443,751
2216	3,888,694	2,315,817	1,572,876	$1,146,971	1,439.7219	1,651,319,617	2,764,963	109,428	2,655,535	1,936,466	147.3290	285,297,662	1,250,000	911,524	1.0000	911,524	5,478,411	3,994,961	1,937,528,803
2217	3,852,645	2,315,817	1,536,828	$1,120,684	1,494.1434	1,674,462,568	14,539,545	109,428	14,430,117	10,522,715	151.1301	1,590,299,020	1,250,000	911,524	1.0000	911,524	17,216,945	12,554,923	3,265,673,112
2218	1,123,816	2,315,817	(1,192,001)	($869,230)	1,550.6220	(1,347,847,371)	1,790,582	109,428	1,681,154	1,225,929	155.0292	190,054,869	1,250,000	911,524	1.0000	911,524	1,739,153	1,268,223	(1,156,880,979)
	$1,277,332,851	$412,215,505	$865,117,346	$630,860,006		$75,268,772,857	$1,458,422,764	$19,478,185	$1,438,944,579	$1,049,305,727		$25,978,990,162	$232,500,000	$169,543,418		$169,543,418	$2,536,561,926	$1,849,709,151	$101,417,306,436

Xcel Energy
Nuclear Decommissioning Accrual
200-Year Decommissioning Period
DECON Method

Docket No. E002/M-20-___
Schedule E.8
Page 9 of 26

Proposed

AMOUNT TO RECOVER

	LABOR						NON-LABOR						PIIC Payment						
	Cost Estimate Nominal $s	DOE Reimbursement Estimate Nominal $s	Adjusted Estimate Nominal $s	Jurisdictional Cost in Nominal $s	Escalation Factor	Jurisdictional Cost in Future $'s	Cost Estimate Nominal $s	DOE Reimbursement Estimate Nominal $s	Adjusted Estimate Nominal $s	Jurisdictional Cost in Nominal $s	Escalation Factor	Jurisdictional Cost in Future $'s	Cost Estimate Nominal $s	Jurisdictional Cost in Nominal $s	Escalation Factor	Jurisdictional Cost in Future $'s	Total Cost Estimate Nominal $s	Total Jurisdictional Cost in Nominal $s	Total Jurisdictional Cost in Future $'s
Prairie Island Unit 2																			
Factors	*2020*			*72.9219%*	*3.78%*						*2.58%*				*0.00%*				
2034	$7,675,087	$0	$7,675,087	$5,596,819	1.6811	$9,408,813	$2,952,172	$0	$2,952,172	$2,152,780	1.4285	$3,075,246	$1,250,000	$911,524	1.0000	$911,524	$11,877,259	$8,661,123	$13,395,583
2035	47,507,649	-	47,507,649	34,643,480	1.7446	60,439,016	34,141,374	-	34,141,374	24,896,539	1.4653	36,480,898	1,250,000	911,524	1.0000	911,524	82,899,023	60,451,543	97,831,438
2036	27,599,665	-	27,599,665	20,126,200	1.8106	36,440,498	23,132,961	-	23,132,961	16,868,995	1.5032	25,357,473	1,250,000	911,524	1.0000	911,524	51,982,626	37,906,719	62,709,495
2037	21,434,928	-	21,434,928	15,630,757	1.8790	29,370,192	30,698,087	-	30,698,087	22,385,629	1.5419	34,516,401	1,250,000	911,524	1.0000	911,524	53,383,015	38,927,909	64,798,117
2038	27,847,219	-	27,847,219	20,306,721	1.9501	39,600,137	54,145,593	-	54,145,593	39,483,995	1.5817	62,451,836	1,250,000	911,524	1.0000	911,524	83,242,813	60,702,241	102,963,497
2039	5,034,556	-	5,034,556	3,671,294	2.0238	7,429,964	5,510,734	-	5,510,734	4,018,532	1.6225	6,520,068	1,250,000	911,524	1.0000	911,524	11,795,290	8,601,350	14,861,556
2040	5,048,349	-	5,048,349	3,681,352	2.1003	7,731,944	5,529,256	-	5,529,256	4,032,039	1.6644	6,710,925	1,250,000	911,524	1.0000	911,524	11,827,606	8,624,915	15,354,393
2041	5,034,556	-	5,034,556	3,671,294	2.1797	8,002,319	5,510,734	-	5,510,734	4,018,532	1.7073	6,860,840	1,250,000	911,524	1.0000	911,524	11,795,290	8,601,350	15,774,683
2042	5,034,556	2,315,818	2,718,738	1,982,555	2.2620	4,484,540	5,510,734	109,428	5,401,306	3,938,735	1.7514	6,898,301	1,250,000	911,524	1.0000	911,524	9,370,044	6,832,814	12,294,365
2043	5,034,556	2,315,818	2,718,738	1,982,555	2.3475	4,654,049	5,510,734	109,428	5,401,306	3,938,735	1.7966	7,076,332	1,250,000	911,524	1.0000	911,524	9,370,044	6,832,814	12,641,904
2044	5,048,349	2,315,818	2,732,532	1,992,614	2.4363	4,854,605	5,529,256	109,428	5,419,828	3,952,242	1.8429	7,283,586	1,250,000	911,524	1.0000	911,524	9,402,360	6,856,379	13,049,715
2045	6,548,694	2,315,818	4,232,876	3,086,693	2.5284	7,804,396	10,053,148	109,428	9,943,720	7,251,149	1.8905	13,708,298	1,250,000	911,524	1.0000	911,524	15,426,596	11,249,367	22,424,217
2046	6,043,981	2,315,818	3,728,163	2,718,647	2.6239	7,133,459	8,539,010	109,428	8,429,582	6,147,011	1.9392	11,920,284	1,250,000	911,524	1.0000	911,524	13,407,745	9,777,182	19,965,267
2047	6,043,981	2,315,818	3,728,163	2,718,647	2.7231	7,403,149	8,539,010	109,428	8,429,582	6,147,011	1.9893	12,228,249	1,250,000	911,524	1.0000	911,524	13,407,745	9,777,182	20,542,922
2048	5,048,349	2,315,818	2,732,532	1,992,614	2.8261	5,631,326	5,529,256	109,428	5,419,828	3,952,242	2.0406	8,064,945	1,250,000	911,524	1.0000	911,524	9,402,360	6,856,379	14,607,795
2049	6,043,981	2,315,818	3,728,163	2,718,647	2.9329	7,973,521	8,539,010	109,428	8,429,582	6,147,011	2.0932	12,866,924	1,250,000	911,524	1.0000	911,524	13,407,745	9,777,182	21,751,969
2050	6,548,694	2,315,818	4,232,876	3,086,693	3.0438	9,395,278	10,053,148	109,428	9,943,720	7,251,149	2.1472	15,569,668	1,250,000	911,524	1.0000	911,524	15,426,596	11,249,367	25,876,469
2051	6,493,919	2,315,818	4,178,101	3,046,750	3.1588	9,624,075	9,888,822	109,428	9,779,394	7,131,320	2.2026	15,707,446	1,250,000	911,524	1.0000	911,524	15,207,495	11,089,594	26,243,045
2052	6,562,487	2,315,818	4,246,669	3,096,752	3.2782	10,151,773	10,071,670	109,428	9,962,242	7,264,656	2.2595	16,414,490	1,250,000	911,524	1.0000	911,524	15,458,911	11,272,932	27,477,786
2053	5,034,556	2,315,818	2,718,738	1,982,555	3.4021	6,744,852	5,510,734	109,428	5,401,306	3,938,735	2.3178	9,129,200	1,250,000	911,524	1.0000	911,524	9,370,044	6,832,814	16,785,576
2054	5,034,556	2,315,818	2,718,738	1,982,555	3.5307	6,999,808	5,510,734	109,428	5,401,306	3,938,735	2.3776	9,364,737	1,250,000	911,524	1.0000	911,524	9,370,044	6,832,814	17,276,069
2055	6,548,694	2,315,818	4,232,876	3,086,693	3.6642	11,310,262	10,053,148	109,428	9,943,720	7,251,149	2.4389	17,684,828	1,250,000	911,524	1.0000	911,524	15,426,596	11,249,367	29,906,614
2056	6,057,775	2,315,818	3,741,957	2,728,706	3.8027	10,376,450	8,557,532	109,428	8,448,104	6,160,518	2.5018	15,412,383	1,250,000	911,524	1.0000	911,524	13,440,061	9,800,748	26,700,358
2057	6,043,981	2,315,818	3,728,163	2,718,647	3.9464	10,728,870	8,539,010	109,428	8,429,582	6,147,011	2.5664	15,775,690	1,250,000	911,524	1.0000	911,524	13,407,745	9,777,182	27,416,084
2058	5,034,556	2,315,818	2,718,738	1,982,555	4.0956	8,119,754	5,510,734	109,428	5,401,306	3,938,735	2.6326	10,369,114	1,250,000	911,524	1.0000	911,524	9,370,044	6,832,814	19,400,392
2059	5,989,206	2,315,818	3,673,388	2,678,704	4.2504	11,385,565	8,374,684	109,428	8,265,256	6,027,182	2.7005	16,276,405	1,250,000	911,524	1.0000	911,524	13,188,644	9,617,410	28,573,494
2060	6,057,775	2,315,818	3,741,957	2,728,706	4.4111	12,036,595	8,557,532	109,428	8,448,104	6,160,518	2.7702	17,065,866	1,250,000	911,524	1.0000	911,524	13,440,061	9,800,748	30,013,985
2061	6,043,981	2,315,818	3,728,163	2,718,647	4.5778	12,445,424	8,539,010	109,428	8,429,582	6,147,011	2.8416	17,467,347	1,250,000	911,524	1.0000	911,524	13,407,745	9,777,182	30,824,295
2062	5,034,556	2,315,818	2,718,738	1,982,555	4.7509	9,418,922	5,510,734	109,428	5,401,306	3,938,735	2.9150	11,481,413	1,250,000	911,524	1.0000	911,524	9,370,044	6,832,814	21,811,859
2063	8,062,832	2,315,818	5,747,014	4,190,832	4.9305	20,662,895	14,595,561	109,428	14,486,133	10,563,564	2.9902	31,587,168	1,250,000	911,524	1.0000	911,524	21,483,147	15,665,919	53,161,588
2064	7,012,425	2,315,818	4,696,607	3,424,855	5.1168	17,524,298	11,421,482	109,428	11,312,054	8,248,965	3.0673	25,302,050	1,250,000	911,524	1.0000	911,524	17,258,661	12,585,344	43,737,872
2065	6,043,981	2,315,818	3,728,163	2,718,647	5.3103	14,436,834	8,539,010	109,428	8,429,582	6,147,011	3.1465	19,341,571	1,250,000	911,524	1.0000	911,524	13,407,745	9,777,182	34,689,928
2066	5,034,556	2,315,818	2,718,738	1,982,555	5.5110	10,925,863	5,510,734	109,428	5,401,306	3,938,735	3.2276	12,712,662	1,250,000	911,524	1.0000	911,524	9,370,044	6,832,814	24,550,048
2067	5,034,556	2,315,818	2,718,738	1,982,555	5.7193	11,338,829	5,510,734	109,428	5,401,306	3,938,735	3.3109	13,040,758	1,250,000	911,524	1.0000	911,524	9,370,044	6,832,814	25,291,111
2068	7,067,200	2,315,818	4,751,382	3,464,798	5.9355	20,565,309	11,585,808	109,428	11,476,380	8,368,794	3.3963	28,422,935	1,250,000	911,524	1.0000	911,524	17,477,762	12,745,116	49,899,768
2069	6,548,694	2,315,818	4,232,876	3,086,693	6.1598	19,013,415	10,053,148	109,428	9,943,720	7,251,149	3.4840	25,263,004	1,250,000	911,524	1.0000	911,524	15,426,596	11,249,367	45,187,943
2070	5,034,556	2,315,818	2,718,738	1,982,555	6.3927	12,673,882	5,510,734	109,428	5,401,306	3,938,735	3.5738	14,076,252	1,250,000	911,524	1.0000	911,524	9,370,044	6,832,814	27,661,657
2071	5,034,556	2,315,818	2,718,738	1,982,555	6.6343	13,152,867	5,510,734	109,428	5,401,306	3,938,735	3.6660	14,439,403	1,250,000	911,524	1.0000	911,524	9,370,044	6,832,814	28,503,794
2072	7,517,137	2,315,818	5,201,320	3,792,901	6.8851	26,114,503	12,935,620	109,428	12,826,192	9,353,103	3.7606	35,173,279	1,250,000	911,524	1.0000	911,524	19,277,512	14,057,528	62,199,306
2073	5,034,556	2,315,818	2,718,738	1,982,555	7.1454	14,166,151	5,510,734	109,428	5,401,306	3,938,735	3.8576	15,194,065	1,250,000	911,524	1.0000	911,524	9,370,044	6,832,814	30,271,740
2074	5,034,556	2,315,818	2,718,738	1,982,555	7.4155	14,701,639	5,510,734	109,428	5,401,306	3,938,735	3.9572	15,586,363	1,250,000	911,524	1.0000	911,524	9,370,044	6,832,814	31,199,526
2075	7,917,862	2,315,818	5,602,044	4,085,117	7.6958	31,438,243	14,160,652	109,428	14,051,224	10,246,420	4.0593	41,593,292	1,250,000	911,524	1.0000	911,524	20,903,269	15,243,061	73,943,059
2076	5,048,349	2,315,818	2,732,532	1,992,614	7.9867	15,914,410	5,529,256	109,428	5,419,828	3,952,242	4.1640	16,457,135	1,250,000	911,524	1.0000	911,524	9,402,360	6,856,379	33,283,068
2077	5,034,556	2,315,818	2,718,738	1,982,555	8.2886	16,432,608	5,510,734	109,428	5,401,306	3,938,735	4.2714	16,823,913	1,250,000	911,524	1.0000	911,524	9,370,044	6,832,814	34,168,045
2078	7,558,119	2,315,818	5,242,301	3,822,786	8.6019	32,883,219	13,081,424	109,428	12,971,996	9,459,426	4.3816	41,447,419	1,250,000	911,524	1.0000	911,524	19,464,297	14,193,735	75,242,162
2079	5,034,556	2,315,818	2,718,738	1,982,555	8.9270	17,698,272	5,510,734	109,428	5,401,306	3,938,735	4.4947	17,703,433	1,250,000	911,524	1.0000	911,524	9,370,044	6,832,814	36,313,228
2080	5,048,349	2,315,818	2,732,532	1,992,614	9.2645	18,460,572	5,529,256	109,428	5,419,828	3,952,242	4.6106	18,222,206	1,250,000	911,524	1.0000	911,524	9,402,360	6,856,379	37,594,301
2081	5,034,556	2,315,818	2,718,738	1,982,555	9.6147	19,061,675	5,510,734	109,428	5,401,306	3,938,735	4.7296	18,628,642	1,250,000	911,524	1.0000	911,524	9,370,044	6,832,814	38,601,841
2082	7,448,569	2,315,818	5,132,751	3,742,899	9.9781	37,347,025	12,752,773	109,428	12,643,345	9,219,767	4.8516	44,730,622	1,250,000	911,524	1.0000	911,524	19,026,096	13,874,190	82,989,171
2083	5,034,556	2,315,818	2,718,738	1,982,555	10.3553	20,529,955	5,510,734	109,428	5,401,306	3,938,735	4.9768	19,602,297	1,250,000	911,524	1.0000	911,524	9,370,044	6,832,814	41,043,776
2084	5,048,349	2,315,818	2,732,532	1,992,614	10.7467	21,414,024	5,529,256	109,428	5,419,828	3,952,242	5.1052	20,176,985	1,250,000	911,524	1.0000	911,524	9,402,360	6,856,379	42,502,532
2085	5,034,556	2,315,818	2,718,738	1,982,555	11.1529	22,111,242	5,510,734	109,428	5,401,306	3,938,735	5.2369	20,626,762	1,250,000	911,524	1.0000	911,524	9,370,044	6,832,814	43,649,528
2086	5,034,556	2,315,818	2,718,738	1,982,555	11.5745	22,947,087	5,510,734	109,428	5,401,306	3,938,735	5.3720	21,158,885	1,250,000	911,524	1.0000	911,524	9,370,044	6,832,814	45,017,496
2087	5,034,556	2,315,818	2,718,738	1,982,555	12.0120	23,814,455	5,510,734	109,428	5,401,306	3,938,735	5.5106	21,704,794	1,250,000	911,524	1.0000	911,524	9,370,044	6,832,814	46,430,773
2088	38,955,083	2,315,818	36,639,266	26,718,049	12.4661	333,069,866	60,599,664	109,428	60,490,236	44,110,629	5.6528	249,348,564	1,250,000	911,524	1.0000	911,524	98,379,501	71,740,201	583,329,954
2089	37,814,391	2,315,818	35,498,573	25,886,234	12.9373	334,897,974	27,337,368	109,428	27,227,940	19,855,131	5.7986	115,131,963	1,250,000	911,524	1.0000	911,524	63,976,513	46,652,889	450,941,462
2090	57,989,340	2,315,818	55,673,522	40,598,190	13.4263	545,083,480	68,394,898	109,428	68,285,470	49,795,062	5.9482	296,190,990	1,250,000	911,524	1.0000	911,524	125,208,992	91,304,776	842,185,994
2091	59,765,744	2,315,818	57,449,927	41,893,578	13.9338	583,736,737	46,947,437	109,428	46,838,009	34,155,166	6.1017	208,404,577	1,250,000	911,524	1.0000	911,524	105,537,936	76,960,268	793,052,838
2092	55,868,516	2,315,818	53,552,699	39,051,645	14.4605	564,706,317	39,694,422	109,428	39,584,994	28,866,130	6.2591	180,675,993	1,250,000	911,524	1.0000	911,524	94,387,693	68,829,299	746,293,834
2093	26,036,268	2,315,818	23,720,450	17,297,403	15.0071	259,583,857	11,861,380	109,428	11,751,952	8,569,746	6.4206	55,022,914	1,250,000	911,524	1.0000	911,524	36,722,402	26,778,673	315,518,295
2094	18,615,777	2,315,818	16,299,959	11,886,240	15.5744	185,121,056	19,826,192	109,428	19,716,764	14,377,839	6.5863	94,696,760	1,250,000	911,524	1.0000	911,524	37,266,723	27,175,603	280,729,340
2095	15,999,115	2,315,818	13,683,297	9,978,120	16.1631	161,277,353	19,486,433	109,428	19,377,005	14,130,080	6.7562	95,465,647	1,250,000	911,524	1.0000	911,524	34,310,302	25,019,724	257,654,524
2096	4,693,602	2,315,818	2,377,784	1,733,925	16.7741	29,085,036	5,179,687	109,428	5,070,259	3,697,329	6.9305	25,624,341	1,250,000	911,524	1.0000	911,524	8,698,043	6,342,778	55,620,901
2097	4,683,544	2,315,818	2,367,726	1,726,591	17.4081	30,056,669	5,170,419	109,428	5,060,991	3,690,571	7.1093	26,237,374	1,250,000	911,524	1.0000	911,524	8,678,717	6,328,685	57,205,566
2098	3,671,061	2,315,818	1,355,243	988,269	18.0662	17,854,267	2,132,969	109,428	2,023,541	1,475,605	7.2927	10,761,143	1,250,000	911,524	1.0000	911,524	4,628,785	3,375,398	29,526,934
2099	4,683,544	2,315,818	2,367,726	1,726,591	18.7491	32,372,028	5,170,419	109,428	5,060,991	3,690,571	7.4809	27,608,790	1,250,000	911,524	1.0000	911,524	8,678,717	6,328,685	60,892,341
2100	5,189,786	2,315,818	2,873,968	2,095,752	19.4578	40,778,723	6,689,143	109,428	6,579,715	4,798,054	7.6739	36,819,783	1,250,000	911,524	1.0000	911,524	10,703,683	7,805,329	78,510,029
2101	5,189,786	2,315,818	2,873,968	2,095,752	20.1933	42,320,148	6,689,143	109,428	6,579,715	4,798,054	7.8719	37,769,797	1,250,000	911,524	1.0000	911,524	10,703,683	7,805,329	81,001,470
2102	5,189,786	2,315,818	2,873,968	2,095,752	20.9566	43,919,836	6,689,143	109,428	6,579,715	4,798,054	8.0750	38,744,282	1,250,000	911,524	1.0000	911,524	10,703,683	7,805,329	83,575,642
2103	3,671,061	2,315,818	1,355,243	988,269	21.7488	21,493,667	2,132,969	109,428	2,023,541	1,475,605	8.2833	12,222,877	1,250,000	911,524	1.0000	911,524	4,628,785	3,375,398	34,628,068
2104	3,681,119	2,315,818	1,365,301	995,603	22.5709	22,471,664	2,142,238	109,428	2,032,810	1,482,364	8.4970	12,595,643	1,250,000	911,524	1.0000	911,524	4,648,111	3,389,491	35,978,830
2105	5,189,786	2,315,818	2,873,968	2,095,752	23.4240	49,090,894	6,689,143	109,428	6,579,715	4,798,054	8.7162	41,820,794	1,250,000	911,524	1.0000	911,524	10,703,683	7,805,329	91,823,212
2106	4,683,544	2,315,818	2,367,726	1,726,591	24.3095	41,972,564	5,170,419	109,428	5,060,991	3,690,571	8.9411	32,997,761	1,250,000	911,524	1.0000	911,524	8,678,717	6,328,685	75,881,849
2107	4,683,544	2,315,818	2,367,726	1,726,591	25.2284	43,559,129	5,170,419	109,428	5,060,991	3,690,571	9.1718	33,849,176	1,250,000	911,524	1.0000	911,524	8,678,717	6,328,685	78,319,828
2108	3,681,119	2,315,818	1,365,301	995,603	26.1820	26,066,887	2,142,238	109,428	2,032,810	1,482,364	9.4084	13,946,669	1,250,000	911,524	1.0000	911,524	4,648,111	3,389,491	40,925,080

Xcel Energy
Nuclear Decommissioning Accrual
200-Year Decommissioning Period
DECON Method

Docket No. E002/M-20-___
Schedule E.8
Page 10 of 26

Proposed

AMOUNT TO RECOVER

	LABOR						NON-LABOR						PIIC Payment						
	Cost Estimate Nominal $s	DOE Reimbursement Estimate Nominal $s	Adjusted Estimate Nominal $s	Jurisdictional Cost in Nominal $s	Escalation Factor	Jurisdictional Cost in Future $'s	Cost Estimate Nominal $s	DOE Reimbursement Estimate Nominal $s	Adjusted Estimate Nominal $s	Jurisdictional Cost in Nominal $s	Escalation Factor	Jurisdictional Cost in Future $'s	Cost Estimate Nominal $s	Jurisdictional Cost in Nominal $s	Escalation Factor	Jurisdictional Cost in Future $'s	Total Cost Estimate Nominal $s	Total Jurisdictional Cost in Nominal $s	Total Jurisdictional Cost in Future $'s
2109	4,683,544	2,315,818	2,367,726	1,726,591	27.1717	46,914,413	5,170,419	109,428	5,060,991	3,690,571	9.6512	35,618,435	1,250,000	911,524	1.0000	911,524	8,678,717	6,328,685	83,444,372
2110	4,683,544	2,315,818	2,367,726	1,726,591	28.1988	48,687,795	5,170,419	109,428	5,060,991	3,690,571	9.9002	36,537,387	1,250,000	911,524	1.0000	911,524	8,678,717	6,328,685	86,136,706
2111	4,683,544	2,315,818	2,367,726	1,726,591	29.2647	50,528,168	5,170,419	109,428	5,060,991	3,690,571	10.1556	37,479,959	1,250,000	911,524	1.0000	911,524	8,678,717	6,328,685	88,919,651
2112	3,681,119	2,315,818	1,365,301	995,603	30.3709	30,237,370	2,142,238	109,428	2,032,810	1,482,364	10.4176	15,442,670	1,250,000	911,524	1.0000	911,524	4,648,111	3,389,491	46,591,564
2113	6,708,510	2,315,818	4,392,693	3,203,235	31.5189	100,962,440	11,245,317	109,428	11,135,889	8,120,502	10.6864	86,778,934	1,250,000	911,524	1.0000	911,524	16,778,582	12,235,261	188,652,898
2114	5,696,027	2,315,818	3,380,209	2,464,913	32.7103	80,628,042	8,207,868	109,428	8,098,440	5,905,536	10.9621	64,737,081	1,250,000	911,524	1.0000	911,524	12,728,650	9,281,973	146,276,646
2115	5,043,287	2,315,818	2,727,469	1,988,922	33.9468	67,517,552	6,249,648	109,428	6,140,220	4,477,565	11.2449	50,349,769	1,250,000	911,524	1.0000	911,524	10,117,689	7,378,011	118,778,845
2116	3,681,119	2,315,818	1,365,301	995,603	35.2299	35,075,007	2,142,238	109,428	2,032,810	1,482,364	11.5350	17,099,063	1,250,000	911,524	1.0000	911,524	4,648,111	3,389,491	53,085,594
2117	3,671,061	2,315,818	1,355,243	988,269	36.5616	36,132,699	2,132,969	109,428	2,023,541	1,475,605	11.8326	17,460,242	1,250,000	911,524	1.0000	911,524	4,628,785	3,375,398	54,504,464
2118	5,696,027	2,315,818	3,380,209	2,464,913	37.9437	93,527,917	8,207,868	109,428	8,098,440	5,905,536	12.1379	71,680,810	1,250,000	911,524	1.0000	911,524	12,728,650	9,281,973	166,120,251
2119	5,189,786	2,315,818	2,873,968	2,095,752	39.3779	82,526,312	6,689,143	109,428	6,579,715	4,798,054	12.4511	59,741,044	1,250,000	911,524	1.0000	911,524	10,703,683	7,805,329	143,178,880
2120	3,681,119	2,315,818	1,365,301	995,603	40.8664	40,686,725	2,142,238	109,428	2,032,810	1,482,364	12.7723	18,933,192	1,250,000	911,524	1.0000	911,524	4,648,111	3,389,491	60,531,440
2121	3,671,061	2,315,818	1,355,243	988,269	42.4112	41,913,678	2,132,969	109,428	2,023,541	1,475,605	13.1018	19,333,079	1,250,000	911,524	1.0000	911,524	4,628,785	3,375,398	62,158,281
2122	6,202,269	2,315,818	3,886,451	2,834,074	44.0143	124,739,779	9,726,593	109,428	9,617,165	7,013,019	13.4399	94,254,278	1,250,000	911,524	1.0000	911,524	14,753,616	10,758,617	219,905,581
2123	3,671,061	2,315,818	1,355,243	988,269	45.6781	45,142,254	2,132,969	109,428	2,023,541	1,475,605	13.7866	20,343,573	1,250,000	911,524	1.0000	911,524	4,628,785	3,375,398	66,397,351
2124	3,681,119	2,315,818	1,365,301	995,603	47.4047	47,196,278	2,142,238	109,428	2,032,810	1,482,364	14.1423	20,964,030	1,250,000	911,524	1.0000	911,524	4,648,111	3,389,491	69,071,832
2125	6,202,269	2,315,818	3,886,451	2,834,074	49.1966	139,426,800	9,726,593	109,428	9,617,165	7,013,019	14.5072	101,739,273	1,250,000	911,524	1.0000	911,524	14,753,616	10,758,617	242,077,597
2126	3,671,061	2,315,818	1,355,243	988,269	51.0562	50,457,264	2,132,969	109,428	2,023,541	1,475,605	14.8815	21,959,213	1,250,000	911,524	1.0000	911,524	4,628,785	3,375,398	73,328,001
2127	3,671,061	2,315,818	1,355,243	988,269	52.9861	52,364,525	2,132,969	109,428	2,023,541	1,475,605	15.2654	22,525,698	1,250,000	911,524	1.0000	911,524	4,628,785	3,375,398	75,801,746
2128	6,212,326	2,315,818	3,896,509	2,841,408	54.9890	156,246,194	9,735,861	109,428	9,626,433	7,019,778	15.6593	109,924,809	1,250,000	911,524	1.0000	911,524	14,772,942	10,772,710	267,082,527
2129	3,671,061	2,315,818	1,355,243	988,269	57.0676	56,398,145	2,132,969	109,428	2,023,541	1,475,605	16.0633	23,703,083	1,250,000	911,524	1.0000	911,524	4,628,785	3,375,398	81,012,752
2130	3,671,061	2,315,818	1,355,243	988,269	59.2248	58,530,039	2,132,969	109,428	2,023,541	1,475,605	16.4777	24,314,574	1,250,000	911,524	1.0000	911,524	4,628,785	3,375,398	83,756,136
2131	3,671,061	2,315,818	1,355,243	988,269	61.4635	60,742,477	2,132,969	109,428	2,023,541	1,475,605	16.9028	24,941,853	1,250,000	911,524	1.0000	911,524	4,628,785	3,375,398	86,595,854
2132	6,212,326	2,315,818	3,896,509	2,841,408	63.7868	181,244,335	9,735,861	109,428	9,626,433	7,019,778	17.3389	121,715,229	1,250,000	911,524	1.0000	911,524	14,772,942	10,772,710	303,871,087
2133	3,671,061	2,315,818	1,355,243	988,269	66.1979	65,421,338	2,132,969	109,428	2,023,541	1,475,605	17.7863	26,245,550	1,250,000	911,524	1.0000	911,524	4,628,785	3,375,398	92,578,412
2134	3,671,061	2,315,818	1,355,243	988,269	68.7002	67,894,284	2,132,969	109,428	2,023,541	1,475,605	18.2451	26,922,558	1,250,000	911,524	1.0000	911,524	4,628,785	3,375,398	95,728,365
2135	3,671,061	2,315,818	1,355,243	988,269	71.2971	70,460,720	2,132,969	109,428	2,023,541	1,475,605	18.7159	27,617,272	1,250,000	911,524	1.0000	911,524	4,628,785	3,375,398	98,989,516
2136	3,681,119	2,315,818	1,365,301	995,603	73.9921	73,666,783	2,142,238	109,428	2,032,810	1,482,364	19.1987	28,459,453	1,250,000	911,524	1.0000	911,524	4,648,111	3,389,491	103,037,759
2137	3,671,061	2,315,818	1,355,243	988,269	76.7890	75,888,195	2,132,969	109,428	2,023,541	1,475,605	19.6941	29,060,709	1,250,000	911,524	1.0000	911,524	4,628,785	3,375,398	105,860,427
2138	18,858,308	2,315,818	16,542,490	12,063,098	79.6916	961,327,581	47,694,710	109,428	47,585,282	34,700,092	20.2022	701,018,190	1,250,000	911,524	1.0000	911,524	65,377,772	47,674,713	1,663,257,295
2139	3,671,061	2,315,818	1,355,243	988,269	82.7040	81,733,806	2,132,969	109,428	2,023,541	1,475,605	20.7234	30,579,549	1,250,000	911,524	1.0000	911,524	4,628,785	3,375,398	113,224,879
2140	3,681,119	2,315,818	1,365,301	995,603	85.8302	85,452,835	2,142,238	109,428	2,032,810	1,482,364	21.2580	31,512,084	1,250,000	911,524	1.0000	911,524	4,648,111	3,389,491	117,876,442
2141	3,671,061	2,315,818	1,355,243	988,269	89.0745	88,029,575	2,132,969	109,428	2,023,541	1,475,605	21.8065	32,177,777	1,250,000	911,524	1.0000	911,524	4,628,785	3,375,398	121,118,875
2142	3,671,061	2,315,818	1,355,243	988,269	92.4416	91,357,176	2,132,969	109,428	2,023,541	1,475,605	22.3691	33,007,952	1,250,000	911,524	1.0000	911,524	4,628,785	3,375,398	125,276,651
2143	3,671,061	2,315,818	1,355,243	988,269	95.9359	94,810,484	2,132,969	109,428	2,023,541	1,475,605	22.9462	33,859,523	1,250,000	911,524	1.0000	911,524	4,628,785	3,375,398	129,581,531
2144	3,681,119	2,315,818	1,365,301	995,603	99.5622	99,124,460	2,142,238	109,428	2,032,810	1,482,364	23.5382	34,892,169	1,250,000	911,524	1.0000	911,524	4,648,111	3,389,491	134,928,153
2145	5,189,786	2,315,818	2,873,968	2,095,752	103.3257	216,545,040	6,689,143	109,428	6,579,715	4,798,054	24.1455	115,851,401	1,250,000	911,524	1.0000	911,524	10,703,683	7,805,329	333,307,965
2146	4,683,544	2,315,818	2,367,726	1,726,591	107.2314	185,144,772	5,170,419	109,428	5,060,991	3,690,571	24.7685	91,409,898	1,250,000	911,524	1.0000	911,524	8,678,717	6,328,685	277,466,194
2147	4,683,544	2,315,818	2,367,726	1,726,591	111.2847	192,143,163	5,170,419	109,428	5,060,991	3,690,571	25.4075	93,768,173	1,250,000	911,524	1.0000	911,524	8,678,717	6,328,685	286,822,860
2148	3,681,119	2,315,818	1,365,301	995,603	115.4913	114,983,526	2,142,238	109,428	2,032,810	1,482,364	26.0630	38,634,840	1,250,000	911,524	1.0000	911,524	4,648,111	3,389,491	154,529,890
2149	4,683,544	2,315,818	2,367,726	1,726,591	119.8569	206,943,847	5,170,419	109,428	5,060,991	3,690,571	26.7355	98,669,251	1,250,000	911,524	1.0000	911,524	8,678,717	6,328,685	306,524,621
2150	5,189,786	2,315,818	2,873,968	2,095,752	124.3875	260,685,349	6,689,143	109,428	6,579,715	4,798,054	27.4252	131,587,577	1,250,000	911,524	1.0000	911,524	10,703,683	7,805,329	393,184,450
2151	5,189,786	2,315,818	2,873,968	2,095,752	129.0893	270,539,156	6,689,143	109,428	6,579,715	4,798,054	28.1328	134,982,680	1,250,000	911,524	1.0000	911,524	10,703,683	7,805,329	406,433,359
2152	5,199,843	2,315,818	2,884,026	2,103,086	133.9689	281,748,151	6,698,412	109,428	6,588,984	4,804,812	28.8586	138,660,153	1,250,000	911,524	1.0000	911,524	10,723,009	7,819,422	421,319,828
2153	3,671,061	2,315,818	1,355,243	988,269	139.0329	137,401,917	2,132,969	109,428	2,023,541	1,475,605	29.6032	43,682,625	1,250,000	911,524	1.0000	911,524	4,628,785	3,375,398	181,996,065
2154	3,671,061	2,315,818	1,355,243	988,269	144.2884	142,595,765	2,132,969	109,428	2,023,541	1,475,605	30.3669	44,809,544	1,250,000	911,524	1.0000	911,524	4,628,785	3,375,398	188,316,833
2155	5,549,529	2,315,818	3,233,711	2,358,083	149.7425	353,105,303	7,768,372	109,428	7,658,944	5,585,048	31.1504	173,976,472	1,250,000	911,524	1.0000	911,524	12,142,655	8,854,655	527,993,298
2156	4,693,602	2,315,818	2,377,784	1,733,925	155.4027	269,456,670	5,179,687	109,428	5,070,259	3,697,329	31.9541	118,144,831	1,250,000	911,524	1.0000	911,524	8,698,043	6,342,778	388,513,025
2157	4,683,544	2,315,818	2,367,726	1,726,591	161.2769	278,459,246	5,170,419	109,428	5,060,991	3,690,571	32.7785	120,971,369	1,250,000	911,524	1.0000	911,524	8,678,717	6,328,685	400,342,139
2158	3,671,061	2,315,818	1,355,243	988,269	167.3732	165,409,759	2,132,969	109,428	2,023,541	1,475,605	33.6242	49,616,032	1,250,000	911,524	1.0000	911,524	4,628,785	3,375,398	215,937,315
2159	4,683,544	2,315,818	2,367,726	1,726,591	173.6999	299,908,686	5,170,419	109,428	5,060,991	3,690,571	34.4917	127,294,054	1,250,000	911,524	1.0000	911,524	8,678,717	6,328,685	428,114,265
2160	4,693,602	2,315,818	2,377,784	1,733,925	180.2658	312,567,428	5,179,687	109,428	5,070,259	3,697,329	35.3816	130,817,427	1,250,000	911,524	1.0000	911,524	8,698,043	6,342,778	444,296,378
2161	4,683,544	2,315,818	2,367,726	1,726,591	187.0798	323,010,302	5,170,419	109,428	5,060,991	3,690,571	36.2944	133,947,046	1,250,000	911,524	1.0000	911,524	8,678,717	6,328,685	457,868,871
2162	3,671,061	2,315,818	1,355,243	988,269	194.1514	191,873,827	2,132,969	109,428	2,023,541	1,475,605	37.2308	54,937,948	1,250,000	911,524	1.0000	911,524	4,628,785	3,375,398	247,723,298
2163	6,708,510	2,315,818	4,392,693	3,203,235	201.4904	645,421,075	11,245,317	109,428	11,135,889	8,120,502	38.1914	310,133,347	1,250,000	911,524	1.0000	911,524	16,778,582	12,235,261	956,465,946
2164	5,706,085	2,315,818	3,390,267	2,472,247	209.1067	516,963,455	8,217,137	109,428	8,107,709	5,912,295	39.1767	231,624,211	1,250,000	911,524	1.0000	911,524	12,747,976	9,296,066	749,499,190
2165	4,683,544	2,315,818	2,367,726	1,726,591	217.0109	374,689,070	5,170,419	109,428	5,060,991	3,690,571	40.1875	148,314,806	1,250,000	911,524	1.0000	911,524	8,678,717	6,328,685	523,915,400
2166	3,671,061	2,315,818	1,355,243	988,269	225.2140	222,572,034	2,132,969	109,428	2,023,541	1,475,605	41.2243	60,830,776	1,250,000	911,524	1.0000	911,524	4,628,785	3,375,398	284,314,333
2167	3,671,061	2,315,818	1,355,243	988,269	233.7270	230,985,169	2,132,969	109,428	2,023,541	1,475,605	42.2879	62,400,229	1,250,000	911,524	1.0000	911,524	4,628,785	3,375,398	294,296,921
2168	5,706,085	2,315,818	3,390,267	2,472,247	242.5619	599,672,980	8,217,137	109,428	8,107,709	5,912,295	43.3789	256,468,858	1,250,000	911,524	1.0000	911,524	12,747,976	9,296,066	857,053,362
2169	5,189,786	2,315,818	2,873,968	2,095,752	251.7308	527,565,322	6,689,143	109,428	6,579,715	4,798,054	44.4981	213,504,265	1,250,000	911,524	1.0000	911,524	10,703,683	7,805,329	741,981,110
2170	3,671,061	2,315,818	1,355,243	988,269	261.2462	258,181,543	2,132,969	109,428	2,023,541	1,475,605	45.6462	67,355,753	1,250,000	911,524	1.0000	911,524	4,628,785	3,375,398	326,448,820
2171	3,671,061	2,315,818	1,355,243	988,269	271.1213	267,940,799	2,132,969	109,428	2,023,541	1,475,605	46.8238	69,093,425	1,250,000	911,524	1.0000	911,524	4,628,785	3,375,398	337,945,748
2172	6,212,326	2,315,818	3,896,509	2,841,408	281.3697	799,486,165	9,735,861	109,428	9,626,433	7,019,778	48.0319	337,173,274	1,250,000	911,524	1.0000	911,524	14,772,942	10,772,710	1,137,570,963
2173	3,671,061	2,315,818	1,355,243	988,269	292.0054	288,579,910	2,132,969	109,428	2,023,541	1,475,605	49.2711	72,704,673	1,250,000	911,524	1.0000	911,524	4,628,785	3,375,398	362,196,106
2174	3,671,061	2,315,818	1,355,243	988,269	303.0433	299,488,325	2,132,969	109,428	2,023,541	1,475,605	50.5423	74,580,462	1,250,000	911,524	1.0000	911,524	4,628,785	3,375,398	374,980,310
2175	6,202,269	2,315,818	3,886,451	2,834,074	314.4983	891,311,426	9,726,593	109,428	9,617,165	7,013,019	51.8463	363,599,102	1,250,000	911,524	1.0000	911,524	14,753,616	10,758,617	1,255,822,051
2176	3,681,119	2,315,818	1,365,301	995,603	326.3863	324,951,295	2,142,238	109,428	2,032,810	1,482,364	53.1839	78,837,873	1,250,000	911,524	1.0000	911,524	4,648,111	3,389,491	404,700,692
2177	3,671,061	2,315,818	1,355,243	988,269	338.7237	334,750,161	2,132,969	109,428	2,023,541	1,475,605	54.5561	80,503,244	1,250,000	911,524	1.0000	911,524	4,628,785	3,375,398	416,164,929
2178	6,202,269	2,315,818	3,886,451	2,834,074	351.5275	996,254,915	9,726,593	109,428	9,617,165	7,013,019	55.9636	392,473,806	1,250,000	911,524	1.0000	911,524	14,753,616	10,758,617	1,389,640,245
2179	3,671,061	2,315,818	1,355,243	988,269	364.8152	360,535,584	2,132,969	109,428	2,023,541	1,475,605	57.4075	84,710,784	1,250,000	911,524	1.0000	911,524	4,628,785	3,375,398	446,157,892
2180	3,681,119	2,315,818	1,365,301	995,603	378.6052	376,940,607	2,142,238	109,428	2,032,810	1,482,364	58.8886	87,294,312	1,250,000	911,524	1.0000	911,524	4,648,111	3,389,491	465,146,443
2181	3,671,061	2,315,818	1,355,243	988,269	392.9165	388,307,230	2,132,969	109,428	2,023,541	1,475,605	60.4079	89,138,188	1,250,000	911,524	1.0000	911,524	4,628,785	3,375,398	478,356,942
2182	6,202,269	2,315,818	3,886,451	2,834,074	407.7688	1,155,646,916	9,726,593	109,428	9,617,165	7,013,019	61.9664	434,571,558	1,250,000	911,524	1.0000	911,524	14,753,616	10,758,617	1,591,129,998
2183	3,671,061	2,315,818	1,355,243	988,269	423.1824	418,218,084	2,132,969	109,428	2,023,541	1,475,605	63.5652	93,797,116	1,250,000	911,524	1.0000	911,524	4,628,785	3,375,398	512,926,723
2184	3,681,119	2,315,818	1,365,301	995,603	439.1787	437,247,786	2,142,238	109,428	2,032,810	1,482,364	65.2052	96,657,810	1,250,000	911,524	1.0000	911,524	4,648,111	3,389,491	534,817,120
2185	3,671,061	2,315,818	1,355,243	988,269	455.7797	450,432,988	2,132,969	109,428	2,023,541	1,475,605	66.8874	98,699,370	1,250,000	911,524	1.0000	911,524	4,628,785	3,375,398	550,043,881

Xcel Energy
Nuclear Decommissioning Accrual
200-Year Decommissioning Period
DECON Method

Docket No. E002/M-20-___
Schedule E.8
Page 11 of 26

Proposed

AMOUNT TO RECOVER

	LABOR						NON-LABOR						PIIC Payment						
	Cost Estimate Nominal $s	DOE Reimbursement Estimate Nominal $s	Adjusted Estimate Nominal $s	Jurisdictional Cost in Nominal $s	Escalation Factor	Jurisdictional Cost in Future $'s	Cost Estimate Nominal $s	DOE Reimbursement Estimate Nominal $s	Adjusted Estimate Nominal $s	Jurisdictional Cost in Nominal $s	Escalation Factor	Jurisdictional Cost in Future $'s	Cost Estimate Nominal $s	Jurisdictional Cost in Nominal $s	Escalation Factor	Jurisdictional Cost in Future $'s	Total Cost Estimate Nominal $s	Total Jurisdictional Cost in Nominal $s	Total Jurisdictional Cost in Future $'s
2186	3,671,061	2,315,818	1,355,243	988,269	473.0081	467,459,283	2,132,969	109,428	2,023,541	1,475,605	68.6131	101,245,821	1,250,000	911,524	1.0000	911,524	4,628,785	3,375,398	569,616,627
2187	3,671,061	2,315,818	1,355,243	988,269	490.8878	485,129,237	2,132,969	109,428	2,023,541	1,475,605	70.3834	103,858,084	1,250,000	911,524	1.0000	911,524	4,628,785	3,375,398	589,898,845
2188	18,868,365	2,315,818	16,552,548	12,070,432	509.4434	6,149,202,058	47,703,978	109,428	47,594,550	34,706,850	72.1993	2,505,810,296	1,250,000	911,524	1.0000	911,524	65,397,098	47,688,806	8,655,923,878
2189	3,671,061	2,315,818	1,355,243	988,269	528.7004	522,498,261	2,132,969	109,428	2,023,541	1,475,605	74.0620	109,286,244	1,250,000	911,524	1.0000	911,524	4,628,785	3,375,398	632,696,029
2190	3,671,061	2,315,818	1,355,243	988,269	548.6852	542,248,621	2,132,969	109,428	2,023,541	1,475,605	75.9728	112,105,830	1,250,000	911,524	1.0000	911,524	4,628,785	3,375,398	655,265,975
2191	3,671,061	2,315,818	1,355,243	988,269	569.4255	562,745,618	2,132,969	109,428	2,023,541	1,475,605	77.9329	114,998,163	1,250,000	911,524	1.0000	911,524	4,628,785	3,375,398	678,655,305
2192	3,681,119	2,315,818	1,365,301	995,603	590.9498	588,351,602	2,142,238	109,428	2,032,810	1,482,364	79.9436	118,505,476	1,250,000	911,524	1.0000	911,524	4,648,111	3,389,491	707,768,602
2193	3,774,848	2,315,818	1,459,031	1,063,953	613.2877	652,509,229	2,444,332	109,428	2,334,904	1,702,656	82.0061	139,628,201	1,250,000	911,524	1.0000	911,524	5,043,935	3,678,133	793,048,953
2194	3,930,530	2,315,818	1,614,712	1,177,479	636.4700	749,429,823	2,911,376	109,428	2,801,948	2,043,233	84.1219	171,880,680	1,250,000	911,524	1.0000	911,524	5,666,660	4,132,236	922,222,027
2195	5,808,997	2,315,818	3,493,180	2,547,293	660.5286	1,682,559,838	8,546,779	109,428	8,437,351	6,152,676	86.2922	530,927,981	1,250,000	911,524	1.0000	911,524	13,180,530	9,611,493	2,214,399,343
2196	5,004,964	2,315,818	2,689,147	1,960,977	685.4966	1,344,242,882	6,113,775	109,428	6,004,347	4,378,484	88.5185	387,576,806	1,250,000	911,524	1.0000	911,524	9,943,493	7,250,984	1,732,731,212
2197	4,839,225	2,315,818	2,523,408	1,840,117	711.4083	1,309,074,321	5,637,462	109,428	5,528,034	4,031,148	90.8023	366,037,491	1,250,000	911,524	1.0000	911,524	9,301,442	6,782,788	1,676,023,336
2198	4,034,317	2,315,818	1,718,499	1,253,162	738.2996	925,209,332	3,222,738	109,428	3,113,310	2,270,285	93.1450	211,465,687	1,250,000	911,524	1.0000	911,524	6,081,810	4,434,971	1,137,586,543
2199	4,839,225	2,315,818	2,523,408	1,840,117	766.2073	1,409,910,879	5,637,462	109,428	5,528,034	4,031,148	95.5482	385,168,915	1,250,000	911,524	1.0000	911,524	9,301,442	6,782,788	1,795,991,317
2200	5,293,573	2,315,818	2,977,755	2,171,436	795.1699	1,726,660,384	7,000,506	109,428	6,891,078	5,025,105	98.0133	492,527,119	1,250,000	911,524	1.0000	911,524	11,118,833	8,108,064	2,220,099,027
2201	5,449,254	2,315,818	3,133,437	2,284,962	825.2273	1,885,612,626	7,467,550	109,428	7,358,122	5,365,682	100.5421	539,476,949	1,250,000	911,524	1.0000	911,524	11,741,558	8,562,167	2,426,001,099
2202	5,449,254	2,315,818	3,133,437	2,284,962	856.4209	1,956,888,802	7,467,550	109,428	7,358,122	5,365,682	103.1360	553,394,992	1,250,000	911,524	1.0000	911,524	11,741,558	8,562,167	2,511,195,318
2203	3,826,742	2,315,818	1,510,924	1,101,795	888.7937	979,268,287	2,600,013	109,428	2,490,585	1,816,182	105.7969	192,146,426	1,250,000	911,524	1.0000	911,524	5,251,510	3,829,501	1,172,326,236
2204	3,888,694	2,315,818	1,572,876	1,146,971	922.3901	1,057,954,683	2,764,963	109,428	2,655,535	1,936,466	108.5265	210,157,924	1,250,000	911,524	1.0000	911,524	5,478,411	3,994,961	1,269,024,131
2205	5,397,361	2,315,818	3,081,543	2,247,120	957.2564	2,151,069,630	7,311,868	109,428	7,202,440	5,252,156	111.3265	584,704,190	1,250,000	911,524	1.0000	911,524	11,533,983	8,410,800	2,736,685,344
2206	4,839,225	2,315,818	2,523,408	1,840,117	993.4407	1,828,046,862	5,637,462	109,428	5,528,034	4,031,148	114.1987	460,351,837	1,250,000	911,524	1.0000	911,524	9,301,442	6,782,788	2,289,310,222
2207	4,891,119	2,315,818	2,575,301	1,877,959	1,030.9927	1,936,161,657	5,793,144	109,428	5,683,716	4,144,674	117.1450	485,527,779	1,250,000	911,524	1.0000	911,524	9,509,017	6,934,156	2,422,600,959
2208	3,888,694	2,315,818	1,572,876	1,146,971	1,069.9643	1,227,218,009	2,764,963	109,428	2,655,535	1,936,466	120.1674	232,700,136	1,250,000	911,524	1.0000	911,524	5,478,411	3,994,961	1,460,829,669
2209	4,839,225	2,315,818	2,523,408	1,840,117	1,110.4089	2,043,282,005	5,637,462	109,428	5,528,034	4,031,148	123.2677	496,910,316	1,250,000	911,524	1.0000	911,524	9,301,442	6,782,788	2,541,103,844
2210	4,891,119	2,315,818	2,575,301	1,877,959	1,152.3824	2,164,126,494	5,793,144	109,428	5,683,716	4,144,674	126.4480	524,085,676	1,250,000	911,524	1.0000	911,524	9,509,017	6,934,156	2,689,123,694
2211	4,891,119	2,315,818	2,575,301	1,877,959	1,195.9424	2,245,930,373	5,793,144	109,428	5,683,716	4,144,674	129.7104	537,607,259	1,250,000	911,524	1.0000	911,524	9,509,017	6,934,156	2,784,449,155
2212	3,888,694	2,315,818	1,572,876	1,146,971	1,241.1491	1,423,562,008	2,764,963	109,428	2,655,535	1,936,466	133.0569	257,660,220	1,250,000	911,524	1.0000	911,524	5,478,411	3,994,961	1,682,133,752
2213	6,916,085	2,315,818	4,600,268	3,354,603	1,288.0645	4,320,944,397	11,868,042	109,428	11,758,614	8,574,605	136.4898	1,170,346,133	1,250,000	911,524	1.0000	911,524	17,608,882	12,840,731	5,492,202,054
2214	5,903,602	2,315,818	3,587,784	2,616,281	1,336.7533	3,497,321,694	8,830,593	109,428	8,721,165	6,359,639	140.0112	890,420,729	1,250,000	911,524	1.0000	911,524	13,558,950	9,887,444	4,388,653,947
2215	4,891,119	2,315,818	2,575,301	1,877,959	1,387.2826	2,605,259,356	5,793,144	109,428	5,683,716	4,144,674	143.6235	595,272,516	1,250,000	911,524	1.0000	911,524	9,509,017	6,934,156	3,201,443,396
2216	3,888,694	2,315,818	1,572,876	1,146,971	1,439.7219	1,651,319,248	2,764,963	109,428	2,655,535	1,936,466	147.3290	285,297,662	1,250,000	911,524	1.0000	911,524	5,478,411	3,994,961	1,937,528,434
2217	3,852,645	2,315,818	1,536,827	1,120,684	1,494.1434	1,674,462,186	14,539,545	109,428	14,430,117	10,522,715	151.1301	1,590,299,020	1,250,000	911,524	1.0000	911,524	17,216,944	12,554,923	3,265,672,729
2218	1,123,816	2,315,818	(1,192,002)	($869,230)	1,550.6220	(1,347,847,769)	1,790,582	109,428	1,681,154	1,225,929	155.0292	190,054,869	1,250,000	911,524	1.0000	911,524	1,739,152	1,268,223	(1,156,881,375)
	$1,302,354,031	$409,899,749	$892,454,282	$650,794,619		$75,650,417,087	$1,472,914,365	$19,368,757	$1,453,545,609	$1,059,953,075		$26,111,286,978	$231,250,000	$168,631,894		$168,631,894	$2,577,249,891	$1,879,379,588	$101,930,335,959
	$5,024,272,973	$1,713,285,028	$3,310,987,945	$2,414,435,318		$349,553,765,530	$5,383,053,076	$81,305,006	$5,301,748,070	$3,866,135,426		$99,286,136,441	$463,750,000	$338,175,311		$338,175,311	$9,076,486,015	$6,618,746,056	$449,178,077,283

Xcel Energy
Nuclear Decommissioning Accrual
200-Year Decommissioning Period
DECON Method

Docket No. E002/M-20-___
Schedule E.8
Page 12 of 26

Proposed

EXTERNAL FUND CALCULATION

Monticello

	Beginning Balance	Assumed Interest	Decommissioning Payment	Annuity	Ending Balance
2020	$757,935,327	$15,225,668	$0	$6,696,113	$779,857,107
2021	779,857,107	31,364,426	-	8,507,110	819,728,644
2022	819,728,644	35,255,669	-	123,326,180	978,310,494
2023	978,310,494	41,598,943	-	123,326,180	1,143,235,617
2024	1,143,235,617	48,195,948	-	123,326,180	1,314,757,746
2025	1,314,757,746	55,056,833	-	123,326,180	1,493,140,760
2026	1,493,140,760	62,192,154	-	123,326,180	1,678,659,094
2027	1,678,659,094	69,612,887	-	123,326,180	1,871,598,162
2028	1,871,598,162	77,330,450	-	123,326,180	2,072,254,792
2029	2,072,254,792	85,356,715	-	123,326,180	2,280,937,688
2030	2,280,937,688	91,458,371	(29,153,887)	92,494,635	2,435,736,807
2031	2,435,736,807	95,724,457	(124,694,267)	-	2,406,766,996
2032	2,406,766,996	94,585,943	(77,781,310)	-	2,423,571,629
2033	2,423,571,629	95,246,365	(79,618,616)	-	2,439,199,378
2034	2,439,199,378	95,860,536	(181,199,337)	-	2,353,860,576
2035	2,353,860,576	92,506,721	(18,244,582)	-	2,428,122,715
2036	2,428,122,715	95,425,223	(18,909,387)	-	2,504,638,550
2037	2,504,638,550	98,432,295	(19,491,085)	-	2,583,579,760
2038	2,583,579,760	101,534,685	(13,362,498)	-	2,671,751,947
2039	2,671,751,947	104,999,852	(13,787,364)	-	2,762,964,435
2040	2,762,964,435	108,584,502	(14,285,196)	-	2,857,263,741
2041	2,857,263,741	112,290,465	(14,679,739)	-	2,954,874,467
2042	2,954,874,467	116,126,567	(15,148,013)	-	3,055,853,021
2043	3,055,853,021	120,095,024	(15,631,898)	-	3,160,316,146
2044	3,160,316,146	124,200,425	(16,198,814)	-	3,268,317,757
2045	3,268,317,757	128,444,888	(16,648,377)	-	3,380,114,268
2046	3,380,114,268	132,838,491	(17,181,312)	-	3,495,771,446
2047	3,495,771,446	137,383,818	(17,732,840)	-	3,615,422,424
2048	3,615,422,424	142,086,101	(23,073,739)	-	3,734,434,786
2049	3,734,434,786	146,763,287	(18,890,587)	-	3,862,307,486
2050	3,862,307,486	151,788,684	(30,696,113)	-	3,983,400,057
2051	3,983,400,057	156,547,622	(31,656,122)	-	4,108,291,557
2052	4,108,291,557	161,455,858	(32,735,685)	-	4,237,011,730
2053	4,237,011,730	166,514,561	(33,671,584)	-	4,369,854,707
2054	4,369,854,707	171,735,290	(34,728,418)	-	4,506,861,579
2055	4,506,861,579	177,119,660	(35,819,476)	-	4,648,161,763
2056	4,648,161,763	182,672,757	(37,046,230)	-	4,793,788,291
2057	4,793,788,291	188,395,880	(38,109,670)	-	4,944,074,501
2058	4,944,074,501	194,302,128	(102,174,628)	-	5,036,202,000
2059	5,036,202,000	197,922,739	(40,551,552)	-	5,193,573,187
2060	5,193,573,187	204,107,426	(41,947,857)	-	5,355,732,756

Xcel Energy
Nuclear Decommissioning Accrual
200-Year Decommissioning Period
DECON Method

Docket No. E002/M-20-___
Schedule E.8
Page 13 of 26

Proposed

EXTERNAL FUND CALCULATION

2061	5,355,732,756	210,480,297	(43,155,600)	-	5,523,057,453
2062	5,523,057,453	217,056,158	(44,523,062)	-	5,695,590,549
2063	5,695,590,549	223,836,709	(82,365,821)	-	5,837,061,436
2064	5,837,061,436	229,396,514	(47,522,774)	-	6,018,935,177
2065	6,018,935,177	236,544,152	(48,897,946)	-	6,206,581,383
2066	6,206,581,383	243,918,648	(58,416,205)	-	6,392,083,826
2067	6,392,083,826	251,208,894	(52,058,873)	-	6,591,233,847
2068	6,591,233,847	259,035,490	(172,191,161)	-	6,678,078,177
2069	6,678,078,177	262,448,472	(55,432,486)	-	6,885,094,163
2070	6,885,094,163	270,584,201	(57,202,810)	-	7,098,475,554
2071	7,098,475,554	278,970,089	(59,031,855)	-	7,318,413,788
2072	7,318,413,788	287,613,662	(61,094,255)	-	7,544,933,196
2073	7,544,933,196	296,515,875	(62,874,395)	-	7,778,574,675
2074	7,778,574,675	305,697,985	(64,892,208)	-	8,019,380,452
2075	8,019,380,452	315,161,652	(66,976,429)	-	8,267,565,675
2076	8,267,565,675	324,915,331	(69,327,221)	-	8,523,153,785
2077	8,523,153,785	334,959,944	(71,354,568)	-	8,786,759,160
2078	8,786,759,160	345,319,635	(73,653,727)	-	9,058,425,068
2079	9,058,425,068	355,996,105	(76,029,769)	-	9,338,391,404
2080	9,338,391,404	366,998,782	(78,711,223)	-	9,626,678,964
2081	9,626,678,964	378,328,483	(81,022,185)	-	9,923,985,262
2082	9,923,985,262	390,012,621	(83,643,797)	-	10,230,354,086
2083	10,230,354,086	402,052,916	(86,353,837)	-	10,546,053,165
2084	10,546,053,165	414,459,889	(567,534,295)	-	10,392,978,759
2085	10,392,978,759	408,444,065	(347,546,617)	-	10,453,876,207
2086	10,453,876,207	410,837,335	(616,402,351)	-	10,248,311,191
2087	10,248,311,191	402,758,630	(1,062,121,939)	-	9,588,947,882
2088	9,588,947,882	376,845,652	(710,460,976)	-	9,255,332,558
2089	9,255,332,558	363,734,570	(694,244,980)	-	8,924,822,147
2090	8,924,822,147	350,745,510	(364,626,781)	-	8,910,940,877
2091	8,910,940,877	350,199,976	(301,011,158)	-	8,960,129,695
2092	8,960,129,695	352,133,097	(176,202,183)	-	9,136,060,609
2093	9,136,060,609	359,047,182	(80,927,342)	-	9,414,180,450
2094	9,414,180,450	369,977,292	(83,585,397)	-	9,700,572,344
2095	9,700,572,344	381,232,493	(128,826,282)	-	9,952,978,555
2096	9,952,978,555	391,152,057	(89,452,600)	-	10,254,678,012
2097	10,254,678,012	403,008,846	(92,111,488)	-	10,565,575,370
2098	10,565,575,370	415,227,112	(95,149,031)	-	10,885,653,451
2099	10,885,653,451	427,806,181	(98,290,044)	-	11,215,169,588
2100	11,215,169,588	440,756,165	(101,537,690)	-	11,554,388,063
2101	11,554,388,063	454,087,451	(104,896,175)	-	11,903,579,339
2102	11,903,579,339	467,810,668	(108,369,184)	-	12,263,020,823
2103	12,263,020,823	481,936,718	(111,960,718)	-	12,632,996,824
2104	12,632,996,824	496,476,775	(116,045,590)	-	13,013,428,009
2105	13,013,428,009	511,427,721	(119,515,981)	-	13,405,339,748
2106	13,405,339,748	526,829,852	(123,489,182)	-	13,808,680,418
2107	13,808,680,418	542,681,140	(127,598,272)	-	14,223,763,287
2108	14,223,763,287	558,993,897	(417,451,434)	-	14,365,305,750

Xcel Energy
Nuclear Decommissioning Accrual
200-Year Decommissioning Period
DECON Method

Docket No. E002/M-20-___
Schedule E.8
Page 14 of 26

Proposed

EXTERNAL FUND CALCULATION

External Levelized	2109	14,365,305,750	564,556,516	(136,244,011)	-	14,793,618,255
	2110	14,793,618,255	581,389,197	(140,790,766)	-	15,234,216,686
	2111	15,234,216,686	598,704,716	(145,493,620)	-	15,687,427,783
	2112	15,687,427,783	616,515,912	(150,852,066)	-	16,153,091,629
	2113	16,153,091,629	634,816,501	(322,013,377)	-	16,465,894,753
	2114	16,465,894,753	647,109,664	(160,596,449)	-	16,952,407,967
	2115	16,952,407,967	666,229,633	(165,981,801)	-	17,452,655,799
	2116	17,452,655,799	685,889,373	(208,726,648)	-	17,929,818,523
	2117	17,929,818,523	704,641,868	(177,316,273)	-	18,457,144,119
	2118	18,457,144,119	725,365,764	(728,922,504)	-	18,453,587,379
	2119	18,453,587,379	725,225,984	(189,448,719)	-	18,989,364,644
	2120	18,989,364,644	746,282,031	(196,489,631)	-	19,539,157,043
	2121	19,539,157,043	767,888,872	(202,435,473)	-	20,104,610,442
	2122	20,104,610,442	790,111,190	(209,268,789)	-	20,685,452,844
	2123	20,685,452,844	812,938,297	(216,338,954)	-	21,282,052,186
	2124	21,282,052,186	836,384,651	(224,414,926)	-	21,894,021,911
	2125	21,894,021,911	860,435,061	(231,224,969)	-	22,523,232,004
	2126	22,523,232,004	885,163,018	(239,058,405)	-	23,169,336,617
	2127	23,169,336,617	910,554,929	(247,164,273)	-	23,832,727,273
	2128	23,832,727,273	936,626,182	(309,929,649)	-	24,459,423,805
	2129	24,459,423,805	961,255,356	(264,234,250)	-	25,156,444,911
	2130	25,156,444,911	988,648,285	(273,218,159)	-	25,871,875,037
	2131	25,871,875,037	1,016,764,689	(282,515,668)	-	26,606,124,058
	2132	26,606,124,058	1,045,620,675	(293,152,812)	-	27,358,591,922
	2133	27,358,591,922	1,075,192,663	(302,097,280)	-	28,131,687,305
	2134	28,131,687,305	1,105,575,311	(2,576,863,471)	-	26,660,399,144
	2135	26,660,399,144	1,047,753,686	(323,073,237)	-	27,385,079,594
	2136	27,385,079,594	1,076,233,628	(335,287,541)	-	28,126,025,681
	2137	28,126,025,681	1,105,352,809	(345,544,835)	-	28,885,833,655
	2138	28,885,833,655	1,135,213,263	(357,375,238)	-	29,663,671,680
	2139	29,663,671,680	1,165,782,297	(369,621,281)	-	30,459,832,695
	2140	30,459,832,695	1,197,071,425	(383,652,343)	-	31,273,251,777
	2141	31,273,251,777	1,229,038,795	(395,419,152)	-	32,106,871,420
	2142	32,106,871,420	1,261,800,047	(409,003,101)	-	32,959,668,367
	2143	32,959,668,367	1,295,314,967	(423,065,035)	-	33,831,918,299
	2144	33,831,918,299	1,329,594,389	(439,188,707)	-	34,722,323,980
	2145	34,722,323,980	1,364,587,332	(452,693,206)	-	35,634,218,107
	2146	35,634,218,107	1,400,424,772	(468,295,883)	-	36,566,346,996
	2147	36,566,346,996	1,437,057,437	(484,448,902)	-	37,518,955,530
	2148	37,518,955,530	1,474,494,952	(502,983,931)	-	38,490,466,552
	2149	38,490,466,552	1,512,675,336	(518,488,526)	-	39,484,653,362
	2150	39,484,653,362	1,551,746,877	(536,415,795)	-	40,499,984,444
	2151	40,499,984,444	1,591,649,389	(554,977,973)	-	41,536,655,859
	2152	41,536,655,859	1,632,390,575	(576,291,549)	-	42,592,754,885
	2153	42,592,754,885	1,673,895,267	(594,098,399)	-	43,672,551,753
	2154	43,672,551,753	1,716,331,284	(614,704,681)	-	44,774,178,356
	2155	44,774,178,356	1,759,625,209	(636,042,461)	-	45,897,761,105
	2156	45,897,761,105	1,803,782,011	(660,559,170)	-	47,040,983,946

Xcel Energy
Nuclear Decommissioning Accrual
200-Year Decommissioning Period
DECON Method

Docket No. E002/M-20-___
Schedule E.8
Page 15 of 26

Proposed

EXTERNAL FUND CALCULATION

2157	47,040,983,946	1,848,710,669	(681,017,555)	-	48,208,677,060
2158	48,208,677,060	1,894,601,008	(2,110,724,076)	-	47,992,553,992
2159	47,992,553,992	1,886,107,372	(729,247,420)	-	49,149,413,944
2160	49,149,413,944	1,931,571,968	(757,457,918)	-	50,323,527,995
2161	50,323,527,995	1,977,714,650	(780,971,071)	-	51,520,271,574
2162	51,520,271,574	2,024,746,673	(808,222,993)	-	52,736,795,254
2163	52,736,795,254	2,072,556,053	(1,664,774,781)	-	53,144,576,526
2164	53,144,576,526	2,088,581,857	(868,916,824)	-	54,364,241,559
2165	54,364,241,559	2,136,514,693	(895,950,830)	-	55,604,805,423
2166	55,604,805,423	2,185,268,853	(1,110,175,134)	-	56,679,899,142
2167	56,679,899,142	2,227,520,036	(959,780,761)	-	57,947,638,417
2168	57,947,638,417	2,277,342,190	(3,927,610,515)	-	56,297,370,092
2169	56,297,370,092	2,212,486,645	(1,028,256,854)	-	57,481,599,882
2170	57,481,599,882	2,259,026,875	(1,064,343,574)	-	58,676,283,184
2171	58,676,283,184	2,305,977,929	(1,101,722,031)	-	59,880,539,082
2172	59,880,539,082	2,353,305,186	(1,144,776,887)	-	61,089,067,380
2173	61,089,067,380	2,400,800,348	(1,180,546,292)	-	62,309,321,436
2174	62,309,321,436	2,448,756,332	(1,222,091,347)	-	63,535,986,421
2175	63,535,986,421	2,496,964,266	(1,265,126,940)	-	64,767,823,748
2176	64,767,823,748	2,545,375,473	(1,314,725,349)	-	65,998,473,872
2177	65,998,473,872	2,593,740,023	(1,355,890,254)	-	67,236,323,642
2178	67,236,323,642	2,642,387,519	(1,403,732,507)	-	68,474,978,653
2179	68,474,978,653	2,691,066,661	(1,453,295,401)	-	69,712,749,914
2180	69,712,749,914	2,739,711,072	(1,510,448,193)	-	70,942,012,792
2181	70,942,012,792	2,788,021,103	(1,557,835,585)	-	72,172,198,310
2182	72,172,198,310	2,836,367,394	(1,612,945,738)	-	73,395,619,966
2183	73,395,619,966	2,884,447,865	(1,670,041,735)	-	74,610,026,096
2184	74,610,026,096	2,932,174,026	(13,381,397,471)	-	64,160,802,650
2185	64,160,802,650	2,521,519,544	(1,790,483,270)	-	64,891,838,924
2186	64,891,838,924	2,550,249,270	(1,853,982,215)	-	65,588,105,979
2187	65,588,105,979	2,577,612,565	(1,919,774,159)	-	66,245,944,385
2188	66,245,944,385	2,603,465,614	(1,995,721,269)	-	66,853,688,731
2189	66,853,688,731	2,627,349,967	(2,058,573,098)	-	67,422,465,600
2190	67,422,465,600	2,649,702,898	(2,131,757,324)	-	67,940,411,175
2191	67,940,411,175	2,670,058,159	(2,207,588,713)	-	68,402,880,621
2192	68,402,880,621	2,688,233,208	(2,731,299,814)	-	68,359,814,016
2193	68,359,814,016	2,686,540,691	(3,157,018,106)	-	67,889,336,600
2194	67,889,336,600	2,668,050,928	(2,568,604,349)	-	67,988,783,179
2195	67,988,783,179	2,671,959,179	(3,263,360,721)	-	67,397,381,637
2196	67,397,381,637	2,648,717,098	(3,638,934,779)	-	66,407,163,956
2197	66,407,163,956	2,609,801,543	(1,549,561,870)	-	67,467,403,630
2198	67,467,403,630	2,651,468,963	(1,606,361,170)	-	68,512,511,423
2199	68,512,511,423	2,692,541,699	(1,665,261,623)	-	69,539,791,499
2200	69,539,791,499	2,732,913,806	(1,726,341,366)	-	70,546,363,938
2201	70,546,363,938	2,772,472,103	(1,789,681,946)	-	71,529,154,095
2202	71,529,154,095	2,811,095,756	(1,855,367,215)	-	72,484,882,636
2203	72,484,882,636	2,848,655,888	(1,923,484,989)	-	73,410,053,535
2204	73,410,053,535	2,885,015,104	(2,008,101,554)	-	74,286,967,085

Xcel Energy
Nuclear Decommissioning Accrual
200-Year Decommissioning Period
DECON Method

Docket No. E002/M-20-___
Schedule E.8
Page 16 of 26

Proposed

EXTERNAL FUND CALCULATION

2205	74,286,967,085	2,919,477,806	(2,067,382,801)	-	75,139,062,090
2206	75,139,062,090	2,952,965,140	(2,143,354,537)	-	75,948,672,692
2207	75,948,672,692	2,984,782,837	(2,222,141,747)	-	76,711,313,782
2208	76,711,313,782	3,014,754,632	(10,568,350,057)	-	69,157,718,358
2209	69,157,718,358	2,717,898,331	(2,388,587,282)	-	69,487,029,407
2210	69,487,029,407	2,730,840,256	(2,476,467,315)	-	69,741,402,347
2211	69,741,402,347	2,740,837,112	(2,567,606,955)	-	69,914,632,504
2212	69,914,632,504	2,747,645,057	(2,680,870,384)	-	69,981,407,177
2213	69,981,407,177	2,750,269,302	(7,208,976,432)	-	65,522,700,047
2214	65,522,700,047	2,575,042,112	(2,861,823,358)	-	65,235,918,801
2215	65,235,918,801	2,563,771,609	(2,967,264,540)	-	64,832,425,870
2216	64,832,425,870	2,547,914,337	(4,084,626,821)	-	63,295,713,385
2217	63,295,713,385	2,487,521,536	(3,190,038,317)	-	62,593,196,604
2218	62,593,196,604	2,459,912,627	(18,861,956,392)	-	46,191,152,839
2219	46,191,152,839	1,815,312,307	(4,377,074,330)	-	43,629,390,815
2220	43,629,390,815	1,714,635,059	(4,398,525,569)	-	40,945,500,306
2221	40,945,500,306	1,609,158,162	(4,533,288,092)	-	38,021,370,376
2222	38,021,370,376	1,494,239,856	(4,699,096,899)	-	34,816,513,333
2223	34,816,513,333	1,368,288,974	(5,052,289,919)	-	31,132,512,388
2224	31,132,512,388	1,223,507,737	(5,078,437,054)	-	27,277,583,071
2225	27,277,583,071	1,072,009,015	(5,234,189,399)	-	23,115,402,686
2226	23,115,402,686	908,435,326	(5,425,897,095)	-	18,597,940,917
2227	18,597,940,917	730,899,078	(5,832,844,051)	-	13,495,995,943
2228	13,495,995,943	530,392,641	(5,864,574,052)	-	8,161,814,532
2229	8,161,814,532	320,759,311	(6,044,613,263)	-	2,437,960,580
2230	2,437,960,580	95,811,851	(6,448,880,817)	-	(3,915,108,386)
2231	(3,915,108,386)	(153,863,760)	4,068,972,146	-	0

Xcel Energy
Nuclear Decommissioning Accrual
200-Year Decommissioning Period
DECON Method

Docket No. E002/M-20-___
Schedule E.8
Page 17 of 26

Proposed

EXTERNAL FUND CALCULATION

Prairie Island Unit 1

	Beginning Balance	Assumed Interest	Decommissioning Payment	Annuity	Ending Balance
2020	$437,068,622	$8,829,035	$0	$24,632	$445,922,289
2021	445,922,289	18,265,734	-	12,399,703	476,587,726
2022	476,587,726	20,462,143	-	59,801,929	556,851,798
2023	556,851,798	23,704,812	-	59,801,929	640,358,538
2024	640,358,538	27,078,484	-	59,801,929	727,238,951
2025	727,238,951	30,588,453	-	59,801,929	817,629,332
2026	817,629,332	34,240,224	-	59,801,929	911,671,485
2027	911,671,485	38,039,527	-	59,801,929	1,009,512,940
2028	1,009,512,940	41,992,322	-	59,801,929	1,111,307,191
2029	1,111,307,191	46,104,809	-	59,801,929	1,217,213,929
2030	1,217,213,929	50,383,442	-	59,801,929	1,327,399,299
2031	1,327,399,299	54,834,931	-	59,801,929	1,442,036,159
2032	1,442,036,159	59,466,260	-	59,801,929	1,561,304,347
2033	1,561,304,347	61,672,182	(28,675,993)	40,067,292	1,634,367,828
2034	1,634,367,828	63,740,345	(94,078,505)	-	1,604,029,668
2035	1,604,029,668	62,557,157	(40,726,070)	-	1,625,860,755
2036	1,625,860,755	63,408,569	(34,976,809)	-	1,654,292,516
2037	1,654,292,516	64,517,408	(59,454,853)	-	1,659,355,071
2038	1,659,355,071	64,714,848	(98,362,742)	-	1,625,707,176
2039	1,625,707,176	63,402,580	(14,771,643)	-	1,674,338,113
2040	1,674,338,113	65,299,186	(15,260,915)	-	1,724,376,385
2041	1,724,376,385	67,250,679	(11,860,847)	-	1,779,766,218
2042	1,779,766,218	69,410,882	(12,194,153)	-	1,836,982,948
2043	1,836,982,948	71,642,335	(12,538,000)	-	1,896,087,283
2044	1,896,087,283	73,947,404	(12,941,684)	-	1,957,093,002
2045	1,957,093,002	76,326,627	(22,312,509)	-	2,011,107,120
2046	2,011,107,120	78,433,178	(19,849,443)	-	2,069,690,855
2047	2,069,690,855	80,717,943	(20,422,825)	-	2,129,985,974
2048	2,129,985,974	83,069,453	(14,482,923)	-	2,198,572,503
2049	2,198,572,503	85,744,328	(21,622,844)	-	2,262,693,987
2050	2,262,693,987	88,245,065	(25,742,577)	-	2,325,196,475
2051	2,325,196,475	90,682,663	(26,104,211)	-	2,389,774,927
2052	2,389,774,927	93,201,222	(27,333,431)	-	2,455,642,718
2053	2,455,642,718	95,770,066	(16,636,298)	-	2,534,776,486
2054	2,534,776,486	98,856,283	(17,121,275)	-	2,616,511,495
2055	2,616,511,495	102,043,948	(29,746,097)	-	2,688,809,346
2056	2,688,809,346	104,863,564	(26,533,451)	-	2,767,139,459
2057	2,767,139,459	107,918,439	(27,243,480)	-	2,847,814,418
2058	2,847,814,418	111,064,762	(19,221,403)	-	2,939,657,777
2059	2,939,657,777	114,646,653	(28,387,884)	-	3,025,916,547
2060	3,025,916,547	118,010,745	(29,820,978)	-	3,114,106,314

Xcel Energy
Nuclear Decommissioning Accrual
200-Year Decommissioning Period
DECON Method

Docket No. E002/M-20-___
Schedule E.8
Page 18 of 26

Proposed

EXTERNAL FUND CALCULATION

2061	3,114,106,314	121,450,146	(30,624,693)	-	3,204,931,767
2062	3,204,931,767	124,992,339	(21,604,866)	-	3,308,319,240
2063	3,308,319,240	129,024,450	(52,946,928)	-	3,384,396,761
2064	3,384,396,761	131,991,474	(43,514,655)	-	3,472,873,580
2065	3,472,873,580	135,442,070	(34,459,071)	-	3,573,856,578
2066	3,573,856,578	139,380,407	(24,310,639)	-	3,688,926,345
2067	3,688,926,345	143,868,127	(25,042,830)	-	3,807,751,643
2068	3,807,751,643	148,502,314	(49,641,577)	-	3,906,612,380
2069	3,906,612,380	152,357,883	(44,920,912)	-	4,014,049,351
2070	4,014,049,351	156,547,925	(27,384,722)	-	4,143,212,553
2071	4,143,212,553	161,585,290	(28,216,588)	-	4,276,581,254
2072	4,276,581,254	166,786,669	(61,900,626)	-	4,381,467,297
2073	4,381,467,297	170,877,225	(29,962,823)	-	4,522,381,699
2074	4,522,381,699	176,372,886	(30,879,142)	-	4,667,875,443
2075	4,667,875,443	182,047,142	(73,610,782)	-	4,776,311,803
2076	4,776,311,803	186,276,160	(32,937,508)	-	4,929,650,456
2077	4,929,650,456	192,256,368	(33,810,632)	-	5,088,096,191
2078	5,088,096,191	198,435,751	(74,871,473)	-	5,211,660,470
2079	5,211,660,470	203,254,758	(35,928,769)	-	5,378,986,459
2080	5,378,986,459	209,780,472	(37,194,459)	-	5,551,572,471
2081	5,551,572,471	216,511,326	(38,188,272)	-	5,729,895,526
2082	5,729,895,526	223,465,925	(82,560,229)	-	5,870,801,222
2083	5,870,801,222	228,961,248	(40,598,886)	-	6,059,163,583
2084	6,059,163,583	236,307,380	(42,039,833)	-	6,253,431,130
2085	6,253,431,130	243,883,814	(43,170,933)	-	6,454,144,012
2086	6,454,144,012	251,711,616	(44,521,096)	-	6,661,334,532
2087	6,661,334,532	259,792,047	(264,844,194)	-	6,656,282,385
2088	6,656,282,385	259,595,013	(839,713,063)	-	6,076,164,336
2089	6,076,164,336	236,970,409	(812,388,273)	-	5,500,746,472
2090	5,500,746,472	214,529,112	(603,281,636)	-	5,111,993,948
2091	5,111,993,948	199,367,764	(525,033,228)	-	4,786,328,484
2092	4,786,328,484	186,666,811	(92,856,867)	-	4,880,138,428
2093	4,880,138,428	190,325,399	(245,143,751)	-	4,825,320,076
2094	4,825,320,076	188,187,483	(213,237,957)	-	4,800,269,602
2095	4,800,269,602	187,210,514	(207,306,389)	-	4,780,173,727
2096	4,780,173,727	186,426,775	(55,620,905)	-	4,910,979,598
2097	4,910,979,598	191,528,204	(57,205,571)	-	5,045,302,231
2098	5,045,302,231	196,766,787	(29,526,939)	-	5,212,542,080
2099	5,212,542,080	203,289,141	(60,892,346)	-	5,354,938,875
2100	5,354,938,875	208,842,616	(78,510,034)	-	5,485,271,457
2101	5,485,271,457	213,925,587	(81,001,475)	-	5,618,195,569
2102	5,618,195,569	219,109,627	(83,575,647)	-	5,753,729,549
2103	5,753,729,549	224,395,452	(34,628,073)	-	5,943,496,928
2104	5,943,496,928	231,796,380	(35,978,836)	-	6,139,314,472
2105	6,139,314,472	239,433,264	(91,823,218)	-	6,286,924,519
2106	6,286,924,519	245,190,056	(75,881,855)	-	6,456,232,720
2107	6,456,232,720	251,793,076	(78,319,834)	-	6,629,705,961
2108	6,629,705,961	258,558,532	(40,925,086)	-	6,847,339,407

Xcel Energy
Nuclear Decommissioning Accrual
200-Year Decommissioning Period
DECON Method

Docket No. E002/M-20-___
Schedule E.8
Page 19 of 26

Proposed

EXTERNAL FUND CALCULATION

External Levelized	2109	6,847,339,407	267,046,237	(83,444,379)	-	7,030,941,266
	2110	7,030,941,266	274,206,709	(86,136,713)	-	7,219,011,262
	2111	7,219,011,262	281,541,439	(88,919,658)	-	7,411,633,043
	2112	7,411,633,043	289,053,689	(46,591,572)	-	7,654,095,160
	2113	7,654,095,160	298,509,711	(188,652,906)	-	7,763,951,966
	2114	7,763,951,966	302,794,127	(146,276,654)	-	7,920,469,438
	2115	7,920,469,438	308,898,308	(118,778,854)	-	8,110,588,893
	2116	8,110,588,893	316,312,967	(53,085,603)	-	8,373,816,257
	2117	8,373,816,257	326,578,834	(54,504,474)	-	8,645,890,617
	2118	8,645,890,617	337,189,734	(166,120,261)	-	8,816,960,090
	2119	8,816,960,090	343,861,444	(143,178,890)	-	9,017,642,644
	2120	9,017,642,644	351,688,063	(60,531,451)	-	9,308,799,257
	2121	9,308,799,257	363,043,171	(62,158,292)	-	9,609,684,136
	2122	9,609,684,136	374,777,681	(219,905,592)	-	9,764,556,225
	2123	9,764,556,225	380,817,693	(66,397,363)	-	10,078,976,555
	2124	10,078,976,555	393,080,086	(69,071,844)	-	10,402,984,797
	2125	10,402,984,797	405,716,407	(242,077,610)	-	10,566,623,594
	2126	10,566,623,594	412,098,320	(73,328,014)	-	10,905,393,900
	2127	10,905,393,900	425,310,362	(75,801,760)	-	11,254,902,503
	2128	11,254,902,503	438,941,198	(267,082,541)	-	11,426,761,159
	2129	11,426,761,159	445,643,685	(81,012,766)	-	11,791,392,078
	2130	11,791,392,078	459,864,291	(83,756,151)	-	12,167,500,218
	2131	12,167,500,218	474,532,508	(86,595,870)	-	12,555,436,857
	2132	12,555,436,857	489,662,037	(303,871,103)	-	12,741,227,791
	2133	12,741,227,791	496,907,884	(92,578,429)	-	13,145,557,246
	2134	13,145,557,246	512,676,733	(95,728,383)	-	13,562,505,596
	2135	13,562,505,596	528,937,718	(98,989,534)	-	13,992,453,780
	2136	13,992,453,780	545,705,697	(103,037,778)	-	14,435,121,699
	2137	14,435,121,699	562,969,746	(105,860,447)	-	14,892,230,999
	2138	14,892,230,999	580,797,009	(1,663,257,316)	-	13,809,770,692
	2139	13,809,770,692	538,581,057	(113,224,900)	-	14,235,126,848
	2140	14,235,126,848	555,169,947	(117,876,464)	-	14,672,420,331
	2141	14,672,420,331	572,224,393	(121,118,898)	-	15,123,525,827
	2142	15,123,525,827	589,817,507	(125,276,675)	-	15,588,066,659
	2143	15,588,066,659	607,934,600	(129,581,556)	-	16,066,419,703
	2144	16,066,419,703	626,590,368	(134,928,178)	-	16,558,081,893
	2145	16,558,081,893	645,765,194	(333,307,991)	-	16,870,539,096
	2146	16,870,539,096	657,951,025	(277,466,221)	-	17,251,023,900
	2147	17,251,023,900	672,789,932	(286,822,888)	-	17,636,990,944
	2148	17,636,990,944	687,842,647	(154,529,919)	-	18,170,303,671
	2149	18,170,303,671	708,641,843	(306,524,651)	-	18,572,420,863
	2150	18,572,420,863	724,324,414	(393,184,482)	-	18,903,560,795
	2151	18,903,560,795	737,238,871	(406,433,392)	-	19,234,366,274
	2152	19,234,366,274	750,140,285	(421,319,862)	-	19,563,186,696
	2153	19,563,186,696	762,964,281	(181,996,101)	-	20,144,154,877
	2154	20,144,154,877	785,622,040	(188,316,870)	-	20,741,460,047
	2155	20,741,460,047	808,916,942	(527,993,336)	-	21,022,383,652
	2156	21,022,383,652	819,872,962	(388,513,064)	-	21,453,743,551

Xcel Energy
Nuclear Decommissioning Accrual
200-Year Decommissioning Period
DECON Method

Docket No. E002/M-20-___
Schedule E.8
Page 20 of 26

Proposed

EXTERNAL FUND CALCULATION

2157	21,453,743,551	836,695,998	(400,342,180)	-	21,890,097,369
2158	21,890,097,369	853,713,797	(215,937,357)	-	22,527,873,809
2159	22,527,873,809	878,587,079	(428,114,309)	-	22,978,346,579
2160	22,978,346,579	896,155,517	(444,296,424)	-	23,430,205,671
2161	23,430,205,671	913,778,021	(457,868,919)	-	23,886,114,773
2162	23,886,114,773	931,558,476	(247,723,348)	-	24,569,949,901
2163	24,569,949,901	958,228,046	(956,465,997)	-	24,571,711,950
2164	24,571,711,950	958,296,766	(749,499,244)	-	24,780,509,472
2165	24,780,509,472	966,439,869	(523,915,455)	-	25,223,033,886
2166	25,223,033,886	983,698,322	(284,314,391)	-	25,922,417,816
2167	25,922,417,816	1,010,974,295	(294,296,981)	-	26,639,095,130
2168	26,639,095,130	1,038,924,710	(857,053,424)	-	26,820,966,416
2169	26,820,966,416	1,046,017,690	(741,981,175)	-	27,125,002,932
2170	27,125,002,932	1,057,875,114	(326,448,887)	-	27,856,429,159
2171	27,856,429,159	1,086,400,737	(337,945,817)	-	28,604,884,079
2172	28,604,884,079	1,115,590,479	(1,137,571,035)	-	28,582,903,523
2173	28,582,903,523	1,114,733,237	(362,196,181)	-	29,335,440,580
2174	29,335,440,580	1,144,082,183	(374,980,388)	-	30,104,542,374
2175	30,104,542,374	1,174,077,153	(1,255,822,132)	-	30,022,797,395
2176	30,022,797,395	1,170,889,098	(404,700,775)	-	30,788,985,719
2177	30,788,985,719	1,200,770,443	(416,165,016)	-	31,573,591,146
2178	31,573,591,146	1,231,370,055	(1,389,640,335)	-	31,415,320,866
2179	31,415,320,866	1,225,197,514	(446,157,985)	-	32,194,360,395
2180	32,194,360,395	1,255,580,055	(465,146,539)	-	32,984,793,911
2181	32,984,793,911	1,286,406,963	(478,357,043)	-	33,792,843,830
2182	33,792,843,830	1,317,920,909	(1,591,130,102)	-	33,519,634,637
2183	33,519,634,637	1,307,265,751	(512,926,831)	-	34,313,973,557
2184	34,313,973,557	1,338,244,969	(534,817,232)	-	35,117,401,294
2185	35,117,401,294	1,369,578,650	(550,043,998)	-	35,936,935,946
2186	35,936,935,946	1,401,540,502	(569,616,748)	-	36,768,859,700
2187	36,768,859,700	1,433,985,528	(589,898,971)	-	37,612,946,257
2188	37,612,946,257	1,466,904,904	(8,655,924,008)	-	30,423,927,153
2189	30,423,927,153	1,186,533,159	(632,696,164)	-	30,977,764,148
2190	30,977,764,148	1,208,132,802	(655,266,115)	-	31,530,630,835
2191	31,530,630,835	1,229,694,603	(678,655,451)	-	32,081,669,987
2192	32,081,669,987	1,251,185,129	(707,768,753)	-	32,625,086,363
2193	32,625,086,363	1,272,378,368	(793,049,110)	-	33,104,415,621
2194	33,104,415,621	1,291,072,209	(922,222,189)	-	33,473,265,641
2195	33,473,265,641	1,305,457,360	(2,214,399,512)	-	32,564,323,489
2196	32,564,323,489	1,270,008,616	(1,732,731,388)	-	32,101,600,718
2197	32,101,600,718	1,251,962,428	(1,676,023,518)	-	31,677,539,628
2198	31,677,539,628	1,235,424,045	(1,137,586,732)	-	31,775,376,941
2199	31,775,376,941	1,239,239,701	(1,795,991,513)	-	31,218,625,129
2200	31,218,625,129	1,217,526,380	(2,220,099,230)	-	30,216,052,278
2201	30,216,052,278	1,178,426,039	(2,426,001,310)	-	28,968,477,007
2202	28,968,477,007	1,129,770,603	(2,511,195,537)	-	27,587,052,073
2203	27,587,052,073	1,075,895,031	(1,172,326,464)	-	27,490,620,641
2204	27,490,620,641	1,072,134,205	(1,269,024,367)	-	27,293,730,479

Xcel Energy
Nuclear Decommissioning Accrual
200-Year Decommissioning Period
DECON Method

Docket No. E002/M-20-___
Schedule E.8
Page 21 of 26

Proposed

EXTERNAL FUND CALCULATION

2205	27,293,730,479	1,064,455,489	(2,736,685,589)	-	25,621,500,379
2206	25,621,500,379	999,238,515	(2,289,310,476)	-	24,331,428,417
2207	24,331,428,417	948,925,708	(2,422,601,223)	-	22,857,752,903
2208	22,857,752,903	891,452,363	(1,460,829,942)	-	22,288,375,324
2209	22,288,375,324	869,246,638	(2,541,104,128)	-	20,616,517,833
2210	20,616,517,833	804,044,195	(2,689,123,989)	-	18,731,438,040
2211	18,731,438,040	730,526,084	(2,784,449,461)	-	16,677,514,662
2212	16,677,514,662	650,423,072	(1,682,134,069)	-	15,645,803,665
2213	15,645,803,665	610,186,343	(5,492,202,383)	-	10,763,787,625
2214	10,763,787,625	419,787,717	(4,388,654,289)	-	6,794,921,053
2215	6,794,921,053	265,001,921	(3,201,443,751)	-	3,858,479,224
2216	3,858,479,224	150,480,690	(1,937,528,803)	-	2,071,431,111
2217	2,071,431,111	80,785,813	(3,265,673,112)	-	(1,113,456,188)
2218	(1,113,456,188)	(43,424,791)	1,156,880,979	-	0

Xcel Energy
Nuclear Decommissioning Accrual
200-Year Decommissioning Period
DECON Method

Docket No. E002/M-20-___
Schedule E.8
Page 22 of 26

Proposed

EXTERNAL FUND CALCULATION

Prairie Island Unit 2

	Beginning Balance	Assumed Interest	Decommissioning Payment	Annuity	Ending Balance
2020	$487,163,479	$9,843,678	$0	$294,670	$497,301,828
2021	497,301,828	20,222,528	-	6,511,608	524,035,965
2022	524,035,965	22,217,792	-	51,818,766	598,072,523
2023	598,072,523	25,208,869	-	51,818,766	675,100,158
2024	675,100,158	28,320,785	-	51,818,766	755,239,709
2025	755,239,709	31,558,423	-	51,818,766	838,616,899
2026	838,616,899	34,926,862	-	51,818,766	925,362,527
2027	925,362,527	38,431,385	-	51,818,766	1,015,612,678
2028	1,015,612,678	42,077,491	-	51,818,766	1,109,508,935
2029	1,109,508,935	45,870,900	-	51,818,766	1,207,198,601
2030	1,207,198,601	49,817,563	-	51,818,766	1,308,834,930
2031	1,308,834,930	53,923,670	-	51,818,766	1,414,577,366
2032	1,414,577,366	58,195,665	-	51,818,766	1,524,591,797
2033	1,524,591,797	62,640,248	-	51,818,766	1,639,050,811
2034	1,639,050,811	64,927,724	(13,395,583)	43,009,576	1,733,592,528
2035	1,733,592,528	67,783,468	(97,831,438)	-	1,703,544,558
2036	1,703,544,558	66,608,592	(62,709,495)	-	1,707,443,655
2037	1,707,443,655	66,761,047	(64,798,117)	-	1,709,406,586
2038	1,709,406,586	66,837,797	(102,963,497)	-	1,673,280,886
2039	1,673,280,886	65,425,283	(14,861,556)	-	1,723,844,613
2040	1,723,844,613	67,402,324	(15,354,393)	-	1,775,892,544
2041	1,775,892,544	69,437,398	(15,774,683)	-	1,829,555,260
2042	1,829,555,260	71,535,611	(12,294,365)	-	1,888,796,506
2043	1,888,796,506	73,851,943	(12,641,904)	-	1,950,006,545
2044	1,950,006,545	76,245,256	(13,049,715)	-	2,013,202,085
2045	2,013,202,085	78,716,202	(22,424,217)	-	2,069,494,070
2046	2,069,494,070	80,917,218	(19,965,267)	-	2,130,446,021
2047	2,130,446,021	83,300,439	(20,542,922)	-	2,193,203,538
2048	2,193,203,538	85,754,258	(14,607,795)	-	2,264,350,002
2049	2,264,350,002	88,536,085	(21,751,969)	-	2,331,134,118
2050	2,331,134,118	91,147,344	(25,876,469)	-	2,396,404,993
2051	2,396,404,993	93,699,435	(26,243,045)	-	2,463,861,384
2052	2,463,861,384	96,336,980	(27,477,786)	-	2,532,720,577
2053	2,532,720,577	99,029,375	(16,785,576)	-	2,614,964,376
2054	2,614,964,376	102,245,107	(17,276,069)	-	2,699,933,415
2055	2,699,933,415	105,567,397	(29,906,614)	-	2,775,594,197
2056	2,775,594,197	108,525,733	(26,700,358)	-	2,857,419,573
2057	2,857,419,573	111,725,105	(27,416,084)	-	2,941,728,594
2058	2,941,728,594	115,021,588	(19,400,392)	-	3,037,349,791
2059	3,037,349,791	118,760,377	(28,573,494)	-	3,127,536,674
2060	3,127,536,674	122,286,684	(30,013,985)	-	3,219,809,373

Xcel Energy
Nuclear Decommissioning Accrual
200-Year Decommissioning Period
DECON Method

Docket No. E002/M-20-___
Schedule E.8
Page 23 of 26

Proposed

EXTERNAL FUND CALCULATION

2061	3,219,809,373	125,894,546	(30,824,295)	-	3,314,879,624
2062	3,314,879,624	129,611,793	(21,811,859)	-	3,422,679,558
2063	3,422,679,558	133,826,771	(53,161,588)	-	3,503,344,742
2064	3,503,344,742	136,980,779	(43,737,872)	-	3,596,587,649
2065	3,596,587,649	140,626,577	(34,689,928)	-	3,702,524,298
2066	3,702,524,298	144,768,700	(24,550,048)	-	3,822,742,950
2067	3,822,742,950	149,469,249	(25,291,111)	-	3,946,921,089
2068	3,946,921,089	154,324,615	(49,899,768)	-	4,051,345,935
2069	4,051,345,935	158,407,626	(45,187,943)	-	4,164,565,618
2070	4,164,565,618	162,834,516	(27,661,657)	-	4,299,738,477
2071	4,299,738,477	168,119,774	(28,503,794)	-	4,439,354,458
2072	4,439,354,458	173,578,759	(62,199,306)	-	4,550,733,911
2073	4,550,733,911	177,933,696	(30,271,740)	-	4,698,395,867
2074	4,698,395,867	183,707,278	(31,199,526)	-	4,850,903,620
2075	4,850,903,620	189,670,332	(73,943,059)	-	4,966,630,892
2076	4,966,630,892	194,195,268	(33,283,068)	-	5,127,543,092
2077	5,127,543,092	200,486,935	(34,168,045)	-	5,293,861,981
2078	5,293,861,981	206,990,003	(75,242,162)	-	5,425,609,822
2079	5,425,609,822	212,141,344	(36,313,228)	-	5,601,437,938
2080	5,601,437,938	219,016,223	(37,594,301)	-	5,782,859,860
2081	5,782,859,860	226,109,821	(38,601,841)	-	5,970,367,840
2082	5,970,367,840	233,441,383	(82,989,171)	-	6,120,820,051
2083	6,120,820,051	239,324,064	(41,043,776)	-	6,319,100,339
2084	6,319,100,339	247,076,823	(42,502,532)	-	6,523,674,630
2085	6,523,674,630	255,075,678	(43,649,528)	-	6,735,100,780
2086	6,735,100,780	263,342,441	(45,017,496)	-	6,953,425,725
2087	6,953,425,725	271,878,946	(46,430,773)	-	7,178,873,898
2088	7,178,873,898	280,693,969	(583,329,954)	-	6,876,237,914
2089	6,876,237,914	268,860,902	(450,941,462)	-	6,694,157,355
2090	6,694,157,355	261,741,553	(842,185,994)	-	6,113,712,914
2091	6,113,712,914	239,046,175	(793,052,838)	-	5,559,706,251
2092	5,559,706,251	217,384,514	(746,293,834)	-	5,030,796,931
2093	5,030,796,931	196,704,160	(315,518,295)	-	4,911,982,797
2094	4,911,982,797	192,058,527	(280,729,340)	-	4,823,311,984
2095	4,823,311,984	188,591,499	(257,654,524)	-	4,754,248,959
2096	4,754,248,959	185,891,134	(55,620,901)	-	4,884,519,192
2097	4,884,519,192	190,984,700	(57,205,566)	-	5,018,298,326
2098	5,018,298,326	196,215,465	(29,526,934)	-	5,184,986,857
2099	5,184,986,857	202,732,986	(60,892,341)	-	5,326,827,502
2100	5,326,827,502	208,278,955	(78,510,029)	-	5,456,596,428
2101	5,456,596,428	213,352,920	(81,001,470)	-	5,588,947,879
2102	5,588,947,879	218,527,862	(83,575,642)	-	5,723,900,099
2103	5,723,900,099	223,804,494	(34,628,068)	-	5,913,076,525
2104	5,913,076,525	231,201,292	(35,978,830)	-	6,108,298,987
2105	6,108,298,987	238,834,490	(91,823,212)	-	6,255,310,265
2106	6,255,310,265	244,582,631	(75,881,849)	-	6,424,011,048
2107	6,424,011,048	251,178,832	(78,319,828)	-	6,596,870,052
2108	6,596,870,052	257,937,619	(40,925,080)	-	6,813,882,591

Xcel Energy
Nuclear Decommissioning Accrual
200-Year Decommissioning Period
DECON Method

Docket No. E002/M-20-___
Schedule E.8
Page 24 of 26

Proposed

EXTERNAL FUND CALCULATION

External Levelized	2109	6,813,882,591	266,422,809	(83,444,372)	-	6,996,861,029
	2110	6,996,861,029	273,577,266	(86,136,706)	-	7,184,301,589
	2111	7,184,301,589	280,906,192	(88,919,651)	-	7,376,288,131
	2112	7,376,288,131	288,412,866	(46,591,564)	-	7,618,109,433
	2113	7,618,109,433	297,868,079	(188,652,898)	-	7,727,324,614
	2114	7,727,324,614	302,138,392	(146,276,646)	-	7,883,186,360
	2115	7,883,186,360	308,232,587	(118,778,845)	-	8,072,640,102
	2116	8,072,640,102	315,640,228	(53,085,594)	-	8,335,194,736
	2117	8,335,194,736	325,906,114	(54,504,464)	-	8,606,596,386
	2118	8,606,596,386	336,517,919	(166,120,251)	-	8,776,994,054
	2119	8,776,994,054	343,180,468	(143,178,880)	-	8,976,995,642
	2120	8,976,995,642	351,000,530	(60,531,440)	-	9,267,464,731
	2121	9,267,464,731	362,357,871	(62,158,281)	-	9,567,664,321
	2122	9,567,664,321	374,095,675	(219,905,581)	-	9,721,854,415
	2123	9,721,854,415	380,124,508	(66,397,351)	-	10,035,581,572
	2124	10,035,581,572	392,391,239	(69,071,832)	-	10,358,900,980
	2125	10,358,900,980	405,033,028	(242,077,597)	-	10,521,856,410
	2126	10,521,856,410	411,404,586	(73,328,001)	-	10,859,932,995
	2127	10,859,932,995	424,623,380	(75,801,746)	-	11,208,754,629
	2128	11,208,754,629	438,262,306	(267,082,527)	-	11,379,934,408
	2129	11,379,934,408	444,955,435	(81,012,752)	-	11,743,877,092
	2130	11,743,877,092	459,185,594	(83,756,136)	-	12,119,306,550
	2131	12,119,306,550	473,864,886	(86,595,854)	-	12,506,575,582
	2132	12,506,575,582	489,007,105	(303,871,087)	-	12,691,711,600
	2133	12,691,711,600	496,245,924	(92,578,412)	-	13,095,379,112
	2134	13,095,379,112	512,029,323	(95,728,365)	-	13,511,680,070
	2135	13,511,680,070	528,306,691	(98,989,516)	-	13,940,997,245
	2136	13,940,997,245	545,092,992	(103,037,759)	-	14,383,052,478
	2137	14,383,052,478	562,377,352	(105,860,427)	-	14,839,569,402
	2138	14,839,569,402	580,227,164	(1,663,257,295)	-	13,756,539,270
	2139	13,756,539,270	537,880,685	(113,224,879)	-	14,181,195,077
	2140	14,181,195,077	554,484,727	(117,876,442)	-	14,617,803,362
	2141	14,617,803,362	571,556,111	(121,118,875)	-	15,068,240,598
	2142	15,068,240,598	589,168,207	(125,276,651)	-	15,532,132,155
	2143	15,532,132,155	607,306,367	(129,581,531)	-	16,009,856,991
	2144	16,009,856,991	625,985,408	(134,928,153)	-	16,500,914,246
	2145	16,500,914,246	645,185,747	(333,307,965)	-	16,812,792,028
	2146	16,812,792,028	657,380,168	(277,466,194)	-	17,192,706,003
	2147	17,192,706,003	672,234,805	(286,822,860)	-	17,578,117,948
	2148	17,578,117,948	687,304,412	(154,529,890)	-	18,110,892,470
	2149	18,110,892,470	708,135,896	(306,524,621)	-	18,512,503,745
	2150	18,512,503,745	723,838,896	(393,184,450)	-	18,843,158,192
	2151	18,843,158,192	736,767,485	(406,433,359)	-	19,173,492,318
	2152	19,173,492,318	749,683,550	(421,319,828)	-	19,501,856,039
	2153	19,501,856,039	762,522,571	(181,996,065)	-	20,082,382,545
	2154	20,082,382,545	785,221,158	(188,316,833)	-	20,679,286,870
	2155	20,679,286,870	808,560,117	(527,993,298)	-	20,959,853,688
	2156	20,959,853,688	819,530,279	(388,513,025)	-	21,390,870,943

Xcel Energy
Nuclear Decommissioning Accrual
200-Year Decommissioning Period
DECON Method

Docket No. E002/M-20-___
Schedule E.8
Page 25 of 26

Proposed

EXTERNAL FUND CALCULATION

2157	21,390,870,943	836,383,054	(400,342,139)	-	21,826,911,858
2158	21,826,911,858	853,432,254	(215,937,315)	-	22,464,406,797
2159	22,464,406,797	878,358,306	(428,114,265)	-	22,914,650,838
2160	22,914,650,838	895,962,848	(444,296,378)	-	23,366,317,307
2161	23,366,317,307	913,623,007	(457,868,871)	-	23,822,071,443
2162	23,822,071,443	931,442,993	(247,723,298)	-	24,505,791,138
2163	24,505,791,138	958,176,433	(956,465,946)	-	24,507,501,625
2164	24,507,501,625	958,243,314	(749,499,190)	-	24,716,245,748
2165	24,716,245,748	966,405,209	(523,915,400)	-	25,158,735,557
2166	25,158,735,557	983,706,560	(284,314,333)	-	25,858,127,784
2167	25,858,127,784	1,011,052,796	(294,296,921)	-	26,574,883,659
2168	26,574,883,659	1,039,077,951	(857,053,362)	-	26,756,908,248
2169	26,756,908,248	1,046,195,112	(741,981,110)	-	27,061,122,250
2170	27,061,122,250	1,058,089,880	(326,448,820)	-	27,792,763,310
2171	27,792,763,310	1,086,697,045	(337,945,748)	-	28,541,514,608
2172	28,541,514,608	1,115,973,221	(1,137,570,963)	-	28,519,916,865
2173	28,519,916,865	1,115,128,749	(362,196,106)	-	29,272,849,509
2174	29,272,849,509	1,144,568,416	(374,980,310)	-	30,042,437,614
2175	30,042,437,614	1,174,659,311	(1,255,822,051)	-	29,961,274,874
2176	29,961,274,874	1,171,485,848	(404,700,692)	-	30,728,060,030
2177	30,728,060,030	1,201,467,147	(416,164,929)	-	31,513,362,247
2178	31,513,362,247	1,232,172,464	(1,389,640,245)	-	31,355,894,466
2179	31,355,894,466	1,226,015,474	(446,157,892)	-	32,135,752,048
2180	32,135,752,048	1,256,507,905	(465,146,443)	-	32,927,113,511
2181	32,927,113,511	1,287,450,138	(478,356,942)	-	33,736,206,706
2182	33,736,206,706	1,319,085,682	(1,591,129,998)	-	33,464,162,391
2183	33,464,162,391	1,308,448,749	(512,926,723)	-	34,259,684,417
2184	34,259,684,417	1,339,553,661	(534,817,120)	-	35,064,420,958
2185	35,064,420,958	1,371,018,859	(550,043,881)	-	35,885,395,936
2186	35,885,395,936	1,403,118,981	(569,616,627)	-	36,718,898,290
2187	36,718,898,290	1,435,708,923	(589,898,845)	-	37,564,708,368
2188	37,564,708,368	1,468,780,097	(8,655,923,878)	-	30,377,564,587
2189	30,377,564,587	1,187,762,775	(632,696,029)	-	30,932,631,333
2190	30,932,631,333	1,209,465,885	(655,265,975)	-	31,486,831,244
2191	31,486,831,244	1,231,135,102	(678,655,305)	-	32,039,311,040
2192	32,039,311,040	1,252,737,062	(707,768,602)	-	32,584,279,500
2193	32,584,279,500	1,274,045,328	(793,048,953)	-	33,065,275,875
2194	33,065,275,875	1,292,852,287	(922,222,027)	-	33,435,906,135
2195	33,435,906,135	1,307,343,930	(2,214,399,343)	-	32,528,850,722
2196	32,528,850,722	1,271,878,063	(1,732,731,212)	-	32,067,997,573
2197	32,067,997,573	1,253,858,705	(1,676,023,336)	-	31,645,832,942
2198	31,645,832,942	1,237,352,068	(1,137,586,543)	-	31,745,598,467
2199	31,745,598,467	1,241,252,900	(1,795,991,317)	-	31,190,860,050
2200	31,190,860,050	1,219,562,628	(2,220,099,027)	-	30,190,323,651
2201	30,190,323,651	1,180,441,655	(2,426,001,099)	-	28,944,764,206
2202	28,944,764,206	1,131,740,280	(2,511,195,318)	-	27,565,309,169
2203	27,565,309,169	1,077,803,589	(1,172,326,236)	-	27,470,786,521
2204	27,470,786,521	1,074,107,753	(1,269,024,131)	-	27,275,870,143

Xcel Energy
Nuclear Decommissioning Accrual
200-Year Decommissioning Period
DECON Method

Docket No. E002/M-20-___
Schedule E.8
Page 26 of 26

Proposed

EXTERNAL FUND CALCULATION

2205	27,275,870,143	1,066,486,523	(2,736,685,344)	-	25,605,671,322
2206	25,605,671,322	1,001,181,749	(2,289,310,222)	-	24,317,542,848
2207	24,317,542,848	950,815,925	(2,422,600,959)	-	22,845,757,814
2208	22,845,757,814	893,269,131	(1,460,829,669)	-	22,278,197,276
2209	22,278,197,276	871,077,514	(2,541,103,844)	-	20,608,170,946
2210	20,608,170,946	805,779,484	(2,689,123,694)	-	18,724,826,736
2211	18,724,826,736	732,140,725	(2,784,449,155)	-	16,672,518,306
2212	16,672,518,306	651,895,466	(1,682,133,752)	-	15,642,280,020
2213	15,642,280,020	611,613,149	(5,492,202,054)	-	10,761,691,115
2214	10,761,691,115	420,782,123	(4,388,653,947)	-	6,793,819,290
2215	6,793,819,290	265,638,334	(3,201,443,396)	-	3,858,014,229
2216	3,858,014,229	150,848,356	(1,937,528,434)	-	2,071,334,151
2217	2,071,334,151	80,989,165	(3,265,672,729)	-	(1,113,349,413)
2218	(1,113,349,413)	(43,531,962)	1,156,881,375	-	(0)

Xcel Energy
Nuclear Decommissioning Accrual
42-Year Decommissioning Period
DECON Method - No Recasking

Docket No. E002/M-20-___
Schedule E.9
Page 1 of 11

Proposed

2022 ACCRUAL COMPARISON

	Present	Proposed	Difference
Monticello	$8,507,110	($1,716,403)	($10,223,513)
Prairie Island Unit 1	12,399,703	11,586,169	(813,534)
Prairie Island Unit 2	6,511,608	7,210,183	698,575
TOTAL	$27,418,421	$17,079,949	($10,338,472)

Xcel Energy
Nuclear Decommissioning Accrual
42-Year Decommissioning Period
DECON Method - No Recasking

Docket No. E002/M-20-___
Schedule E.9
Page 2 of 11

Proposed

2022 MN RETAIL SUMMARY

	Remaining Life (yrs)	Operational Earnings Rate	Post-Shutdown Earnings Rate	Market Value Balance 6/30/2020	Book Value 6/30/2020	Unrealized Gain/Loss 6/30/2020	Tax-Effect Adjustment	Tax-Adjusted Fund Balance 6/30/2020	2022-2024 Decommissioning Accrual
Monticello	19.67	3.93%	2.68%	$814,968,100	$610,109,002	$204,859,098	$57,032,773	$757,935,327	**$ (1,716,403)**
Prairie Island Unit 1	13.25	4.01%	2.68%	471,960,960	346,629,286	125,331,674	34,892,338	437,068,622	**11,586,169**
Prairie Island Unit 2	14.42	3.98%	2.60%	526,255,835	385,837,890	140,417,945	39,092,356	487,163,479	**7,210,183**
TOTAL DECOMMISSIONING ACCRUAL				**$1,813,184,895**	**$1,342,576,178**	**$470,608,717**	**$131,017,467**	**$1,682,167,428**	**$17,079,949**

INPUT DATA

Escalation Rate (Labor)	3.78%
Escalation Rate (Non-Labor)	2.58%
Escalation Rate (PIIC)	0.00%
Jurisdictional Factor	72.9219%
Tax Rate for tax-effect adjustment	27.84%

Xcel Energy
Nuclear Decommissioning Accrual
42-Year Decommissioning Period
DECON Method - No Recasking

Docket No. E002/M-20-___
Schedule E.9
Page 3 of 11

Proposed

AMOUNT TO RECOVER

	LABOR						NON-LABOR						PIIC Payment						
	Cost Estimate Nominal $s	DOE Reimbursement Estimate Nominal $s	Adjusted Estimate Nominal $s	Jurisdictional Cost in Nominal $s	Escalation Factor	Jurisdictional Cost in Future $'s	Cost Estimate Nominal $s	DOE Reimbursement Estimate Nominal $s	Adjusted Estimate Nominal $s	Jurisdictional Cost in Nominal $s	Escalation Factor	Jurisdictional Cost in Future $'s	Cost Estimate Nominal $s	Jurisdictional Cost in Nominal $s	Escalation Factor	Jurisdictional Cost in Future $'s	Total Cost Estimate Nominal $s	Total Jurisdictional Cost in Nominal $s	Total Jurisdictional Cost in Future $'s
Monticello																			
Factors	*2020*			*72.9219%*	*3.78%*						*2.58%*				*0.00%*				
2040	$23,125,640	$0	$23,125,640	$16,863,656	2.1003	$35,418,737	$10,723,397	$0	$10,723,397	$7,819,705	1.6644	$13,015,117	$0	$0	1.0000	$0	$33,849,037	$24,683,361	$48,433,853
2041	78,418,635	-	78,418,635	$57,184,358	2.1797	124,644,746	49,717,458	-	49,717,458	36,254,915	1.7073	61,898,016	0	0	1.0000	0	128,136,092	93,439,273	186,542,762
2042	84,918,719	-	84,918,719	$61,924,343	2.2620	140,072,864	130,579,042	-	130,579,042	95,220,718	1.7514	166,769,566	0	0	1.0000	0	215,497,761	157,145,061	306,842,430
2043	95,735,724	-	95,735,724	$69,812,309	2.3475	163,884,395	152,078,524	-	152,078,524	110,898,549	1.7966	199,240,333	0	0	1.0000	0	247,814,248	180,710,858	363,124,729
2044	97,792,619	-	97,792,619	$71,312,236	2.4363	173,738,001	131,329,076	-	131,329,076	95,767,658	1.8429	176,490,216	0	0	1.0000	0	229,121,696	167,079,894	350,228,217
2045	52,982,987	-	52,982,987	$38,636,201	2.5284	97,687,770	22,577,494	-	22,577,494	16,463,937	1.8905	31,125,073	0	0	1.0000	0	75,560,481	55,100,138	128,812,844
2046	37,181,469	-	37,181,469	$27,113,433	2.6239	71,142,938	14,491,839	-	14,491,839	10,567,724	1.9392	20,492,931	0	0	1.0000	0	51,673,308	37,681,158	91,635,869
2047	32,119,269	-	32,119,269	$23,421,981	2.7231	63,780,397	15,432,079	-	15,432,079	11,253,365	1.9893	22,386,319	0	0	1.0000	0	47,551,348	34,675,346	86,166,716
2048	7,112,035	4,794,412	2,317,622	$1,690,054	2.8261	4,776,262	4,715,232	1,917,580	2,797,651	2,040,101	2.0406	4,163,029	0	0	1.0000	0	5,115,274	3,730,155	8,939,292
2049	6,375,083	4,794,412	1,580,670	$1,152,655	2.9329	3,380,622	2,549,788	1,917,580	632,208	461,018	2.0932	965,003	0	0	1.0000	0	2,212,878	1,613,673	4,345,624
2050	6,375,083	4,794,412	1,580,670	$1,152,655	3.0438	3,508,451	2,549,788	1,917,580	632,208	461,018	2.1472	989,898	0	0	1.0000	0	2,212,878	1,613,673	4,498,349
2051	6,375,083	4,794,412	1,580,670	$1,152,655	3.1588	3,641,006	2,549,788	1,917,580	632,208	461,018	2.2026	1,015,438	0	0	1.0000	0	2,212,878	1,613,673	4,656,445
2052	6,496,336	4,794,412	1,701,924	$1,241,075	3.2782	4,068,493	2,868,136	1,917,580	950,556	693,164	2.2595	1,566,203	0	0	1.0000	0	2,652,480	1,934,239	5,634,696
2053	6,686,445	4,794,412	1,892,033	$1,379,706	3.4021	4,693,899	3,483,876	1,917,580	1,566,295	1,142,172	2.3178	2,647,327	0	0	1.0000	0	3,458,328	2,521,879	7,341,226
2054	6,582,658	4,794,412	1,788,245	$1,304,023	3.5307	4,604,113	3,172,513	1,917,580	1,254,933	915,121	2.3776	2,175,791	0	0	1.0000	0	3,043,178	2,219,143	6,779,904
2055	6,582,658	4,794,412	1,788,245	$1,304,023	3.6642	4,778,200	3,172,513	1,917,580	1,254,933	915,121	2.4389	2,231,888	0	0	1.0000	0	3,043,178	2,219,143	7,010,088
2056	7,015,274	4,794,412	2,220,861	$1,619,494	3.8027	6,158,451	4,424,949	1,917,580	2,507,369	1,828,421	2.5018	4,574,343	0	0	1.0000	0	4,728,230	3,447,915	10,732,794
2057	6,894,020	4,794,412	2,099,608	$1,531,074	3.9464	6,042,231	4,106,601	1,917,580	2,189,020	1,596,275	2.5664	4,096,681	0	0	1.0000	0	4,288,628	3,127,349	10,138,911
2058	6,894,020	4,794,412	2,099,608	$1,531,074	4.0956	6,270,667	4,106,601	1,917,580	2,189,020	1,596,275	2.6326	4,202,354	0	0	1.0000	0	4,288,628	3,127,349	10,473,021
2059	6,894,020	4,794,412	2,099,608	$1,531,074	4.2504	6,507,677	4,106,601	1,917,580	2,189,020	1,596,275	2.7005	4,310,741	0	0	1.0000	0	4,288,628	3,127,349	10,818,418
2060	6,703,911	4,794,412	1,909,499	$1,392,443	4.4111	6,142,205	3,490,861	1,917,580	1,573,281	1,147,266	2.7702	3,178,157	0	0	1.0000	0	3,482,780	2,539,709	9,320,362
2061	6,582,658	4,794,412	1,788,245	$1,304,023	4.5778	5,969,555	3,172,513	1,917,580	1,254,933	915,121	2.8416	2,600,407	0	0	1.0000	0	3,043,178	2,219,143	8,569,962
2062	6,686,445	4,794,412	1,892,033	$1,379,706	4.7509	6,554,847	3,483,876	1,917,580	1,566,295	1,142,172	2.9150	3,329,432	0	0	1.0000	0	3,458,328	2,521,879	9,884,279
2063	6,582,658	4,794,412	1,788,245	$1,304,023	4.9305	6,429,483	3,172,513	1,917,580	1,254,933	915,121	2.9902	2,736,394	0	0	1.0000	0	3,043,178	2,219,143	9,165,878
2064	6,600,124	4,794,412	1,805,711	$1,316,759	5.1168	6,737,593	3,179,499	1,917,580	1,261,919	920,215	3.0673	2,822,575	0	0	1.0000	0	3,067,630	2,236,974	9,560,168
2065	6,686,445	4,794,412	1,892,033	$1,379,706	5.3103	7,326,655	3,483,876	1,917,580	1,566,295	1,142,172	3.1465	3,593,845	0	0	1.0000	0	3,458,328	2,521,879	10,920,500
2066	6,582,658	4,794,412	1,788,245	$1,304,023	5.5110	7,186,468	3,172,513	1,917,580	1,254,933	915,121	3.2276	2,953,644	0	0	1.0000	0	3,043,178	2,219,143	10,140,112
2067	6,582,658	4,794,412	1,788,245	$1,304,023	5.7193	7,458,096	3,172,513	1,917,580	1,254,933	915,121	3.3109	3,029,874	0	0	1.0000	0	3,043,178	2,219,143	10,487,970
2068	6,703,911	4,794,412	1,909,499	$1,392,443	5.9355	8,264,845	3,490,861	1,917,580	1,573,281	1,147,266	3.3963	3,896,461	0	0	1.0000	0	3,482,780	2,539,709	12,161,306
2069	6,790,233	4,794,412	1,995,820	$1,455,390	6.1598	8,964,913	3,795,238	1,917,580	1,877,658	1,369,224	3.4840	4,770,375	0	0	1.0000	0	3,873,478	2,824,614	13,735,288
2070	6,582,658	4,794,412	1,788,245	$1,304,023	6.3927	8,336,225	3,172,513	1,917,580	1,254,933	915,121	3.5738	3,270,459	0	0	1.0000	0	3,043,178	2,219,143	11,606,684
2071	6,790,233	4,794,412	1,995,820	$1,455,390	6.6343	9,655,495	3,795,238	1,917,580	1,877,658	1,369,224	3.6660	5,019,574	0	0	1.0000	0	3,873,478	2,824,614	14,675,070
2072	6,703,911	4,794,412	1,909,499	$1,392,443	6.8851	9,587,109	3,490,861	1,917,580	1,573,281	1,147,266	3.7606	4,314,410	0	0	1.0000	0	3,482,780	2,539,709	13,901,519
2073	6,478,870	4,794,412	1,684,458	$1,228,339	7.1454	8,776,972	2,861,151	1,917,580	943,570	688,069	3.8576	2,654,296	0	0	1.0000	0	2,628,028	1,916,408	11,431,268
2074	6,478,870	4,794,412	1,684,458	$1,228,339	7.4155	9,108,746	2,861,151	1,917,580	943,570	688,069	3.9572	2,722,828	0	0	1.0000	0	2,628,028	1,916,408	11,831,574
2075	6,582,658	4,794,412	1,788,245	$1,304,023	7.6958	10,035,497	3,172,513	1,917,580	1,254,933	915,121	4.0593	3,714,750	0	0	1.0000	0	3,043,178	2,219,143	13,750,247
2076	6,496,336	4,794,412	1,701,924	$1,241,075	7.9867	9,912,096	2,868,136	1,917,580	950,556	693,164	4.1640	2,886,333	0	0	1.0000	0	2,652,480	1,934,239	12,798,429
2077	6,478,870	4,794,412	1,684,458	$1,228,339	8.2886	10,181,209	2,861,151	1,917,580	943,570	688,069	4.2714	2,939,020	0	0	1.0000	0	2,628,028	1,916,408	13,120,228
2078	6,582,658	4,794,412	1,788,245	$1,304,023	8.6019	11,217,072	3,172,513	1,917,580	1,254,933	915,121	4.3816	4,009,693	0	0	1.0000	0	3,043,178	2,219,143	15,226,765
2079	6,478,870	4,794,412	1,684,458	$1,228,339	8.9270	10,965,380	2,861,151	1,917,580	943,570	688,069	4.4947	3,092,665	0	0	1.0000	0	2,628,028	1,916,408	14,058,046
2080	6,496,336	4,794,412	1,701,924	$1,241,075	9.2645	11,497,942	2,868,136	1,917,580	950,556	693,164	4.6106	3,195,900	0	0	1.0000	0	2,652,480	1,934,239	14,693,842
2081	6,582,658	4,794,412	1,788,245	$1,304,023	9.6147	12,537,786	3,172,513	1,917,580	1,254,933	915,121	4.7296	4,328,155	0	0	1.0000	0	3,043,178	2,219,143	16,865,941
2082	6,582,658	4,794,412	1,788,245	$1,304,023	9.9781	13,011,668	9,476,819	1,917,580	7,559,239	5,512,340	4.8516	26,743,671	0	0	1.0000	0	9,347,484	6,816,363	39,755,339
2083	2,095,521	4,794,412	(2,698,891)	($1,968,083)	10.3553	(20,380,085)	14,016,783	1,917,580	12,099,202	8,822,968	4.9768	43,910,149	0	0	1.0000	0	9,400,312	6,854,886	23,530,064
	$736,470,587	$172,598,844	$563,871,742	$411,185,988		$1,114,277,693	$663,000,188	$69,032,894	$593,967,294	$433,132,236		$870,069,338	$0	$0		$0	$1,157,839,036	$844,318,224	$1,984,347,030

Xcel Energy
Nuclear Decommissioning Accrual
42-Year Decommissioning Period
DECON Method - No Recasking

Docket No. E002/M-20-___
Schedule E.9
Page 4 of 11

Proposed

AMOUNT TO RECOVER

	LABOR						NON-LABOR						PIIC Payment						
	Cost Estimate Nominal $s	DOE Reimbursement Estimate Nominal $s	Adjusted Estimate Nominal $s	Jurisdictional Cost in Nominal $s	Escalation Factor	Jurisdictional Cost in Future $'s	Cost Estimate Nominal $s	DOE Reimbursement Estimate Nominal $s	Adjusted Estimate Nominal $s	Jurisdictional Cost in Nominal $s	Escalation Factor	Jurisdictional Cost in Future $'s	Cost Estimate Nominal $s	Jurisdictional Cost in Nominal $s	Escalation Factor	Jurisdictional Cost in Future $'s	Total Cost Estimate Nominal $s	Total Jurisdictional Cost in Nominal $s	Total Jurisdictional Cost in Future $'s
Prairie Island Unit 1																			
Factors	*2020*			*72.9219%*	*3.78%*						*2.58%*				*0.00%*				
2033	$23,781,625	$0	$23,781,625	$17,342,013	1.6199	$28,092,326	$10,730,370	$0	$10,730,370	$7,824,790	1.3926	$10,896,802	$1,250,000	$911,524	1.0000	$911,524	$35,761,995	$26,078,326	$39,900,652
2034	67,414,177	-	67,414,177	$49,159,699	1.6811	82,642,369	37,794,295	-	37,794,295	$27,560,318	1.4285	39,369,914	1,250,000	911,524	1.0000	911,524	106,458,472	77,631,540	122,923,807
2035	68,590,730	-	68,590,730	$50,017,664	1.7446	87,260,816	77,836,646	-	77,836,646	$56,759,961	1.4653	83,170,371	1,250,000	911,524	1.0000	911,524	147,677,376	107,689,149	171,342,711
2036	64,154,194	-	64,154,194	$46,782,457	1.8106	84,704,317	79,888,287	-	79,888,287	$58,256,057	1.5032	87,570,505	1,250,000	911,524	1.0000	911,524	145,292,481	105,950,038	173,186,345
2037	45,558,348	-	45,558,348	$33,222,013	1.8790	62,424,163	66,524,694	-	66,524,694	$48,511,071	1.5419	74,799,220	1,250,000	911,524	1.0000	911,524	113,333,042	82,644,608	138,134,907
2038	25,711,788	-	25,711,788	$18,749,524	1.9501	36,563,447	43,716,000	-	43,716,000	$31,878,537	1.5817	50,422,283	1,250,000	911,524	1.0000	911,524	70,677,787	51,539,585	87,897,254
2039	34,084,468	-	34,084,468	$24,855,041	2.0238	50,301,633	15,248,152	-	15,248,152	$11,119,242	1.6225	18,040,971	1,250,000	911,524	1.0000	911,524	50,582,620	36,885,807	69,254,127
2040	20,888,933	-	20,888,933	$15,232,607	2.1003	31,993,044	10,148,162	-	10,148,162	$7,400,233	1.6644	12,316,947	1,250,000	911,524	1.0000	911,524	32,287,095	23,544,363	45,221,514
2041	15,746,873	2,455,937	13,290,937	$9,692,004	2.1797	21,125,660	12,162,642	1,636,181	10,526,461	$7,676,095	1.7073	13,105,397	1,250,000	911,524	1.0000	911,524	25,067,398	18,279,623	35,142,581
2042	9,316,574	2,455,937	6,860,638	$5,002,907	2.2620	11,316,576	7,378,445	1,636,181	5,742,263	$4,187,368	1.7514	7,333,756	1,250,000	911,524	1.0000	911,524	13,852,901	10,101,799	19,561,856
2043	3,430,264	2,455,937	974,327	$710,498	2.3475	1,667,893	2,647,764	1,636,181	1,011,583	$737,665	1.7966	1,325,289	1,250,000	911,524	1.0000	911,524	3,235,910	2,359,687	3,904,707
2044	3,387,341	2,455,937	931,405	$679,198	2.4363	1,654,730	2,501,482	1,636,181	865,301	$630,994	1.8429	1,162,858	1,250,000	911,524	1.0000	911,524	3,046,705	2,221,715	3,729,112
2045	3,482,157	2,455,937	1,026,221	$748,340	2.5284	1,892,102	2,803,445	1,636,181	1,167,264	$851,191	1.8905	1,609,177	1,250,000	911,524	1.0000	911,524	3,443,485	2,511,054	4,412,802
2046	3,482,157	2,455,937	1,026,221	$748,340	2.6239	1,963,568	2,803,445	1,636,181	1,167,264	$851,191	1.9392	1,650,630	1,250,000	911,524	1.0000	911,524	3,443,485	2,511,054	4,525,722
2047	3,430,264	2,455,937	974,327	$710,498	2.7231	1,934,756	2,647,764	1,636,181	1,011,583	$737,665	1.9893	1,467,438	1,250,000	911,524	1.0000	911,524	3,235,910	2,359,687	4,313,718
2048	3,491,129	2,455,937	1,035,192	$754,882	2.8261	2,133,372	2,812,844	1,636,181	1,176,663	$858,045	2.0406	1,750,927	1,250,000	911,524	1.0000	911,524	3,461,855	2,524,451	4,795,822
2049	3,482,157	2,455,937	1,026,221	$748,340	2.9329	2,194,805	2,803,445	1,636,181	1,167,264	$851,191	2.0932	1,781,713	1,250,000	911,524	1.0000	911,524	3,443,485	2,511,054	4,888,042
2050	3,430,264	2,455,937	974,327	$710,498	3.0438	2,162,613	2,647,764	1,636,181	1,011,583	$737,665	2.1472	1,583,915	1,250,000	911,524	1.0000	911,524	3,235,910	2,359,687	4,658,052
2051	3,482,157	2,455,937	1,026,221	$748,340	3.1588	2,363,855	2,803,445	1,636,181	1,167,264	$851,191	2.2026	1,874,833	1,250,000	911,524	1.0000	911,524	3,443,485	2,511,054	5,150,212
2052	3,439,235	2,455,937	983,298	$717,040	3.2782	2,350,600	2,657,163	1,636,181	1,020,982	$744,519	2.2595	1,682,242	1,250,000	911,524	1.0000	911,524	3,254,280	2,373,083	4,944,366
2053	3,378,370	2,455,937	922,433	$672,656	3.4021	2,288,442	2,492,083	1,636,181	855,901	$624,140	2.3178	1,446,631	1,250,000	911,524	1.0000	911,524	3,028,335	2,208,319	4,646,597
2054	3,378,370	2,455,937	922,433	$672,656	3.5307	2,374,946	2,492,083	1,636,181	855,901	$624,140	2.3776	1,483,954	1,250,000	911,524	1.0000	911,524	3,028,335	2,208,319	4,770,424
2055	3,378,370	2,455,937	922,433	$672,656	3.6642	2,464,746	2,492,083	1,636,181	855,901	$624,140	2.4389	1,522,214	1,250,000	911,524	1.0000	911,524	3,028,335	2,208,319	4,898,483
2056	3,283,554	2,455,937	827,617	$603,514	3.8027	2,294,983	2,190,119	1,636,181	553,938	$403,942	2.5018	1,010,583	1,250,000	911,524	1.0000	911,524	2,631,555	1,918,980	4,217,090
2057	3,274,582	2,455,937	818,646	$596,972	3.9464	2,355,890	2,180,720	1,636,181	544,539	$397,088	2.5664	1,019,087	1,250,000	911,524	1.0000	911,524	2,613,185	1,905,584	4,286,501
2058	3,274,582	2,455,937	818,646	$596,972	4.0956	2,444,959	2,180,720	1,636,181	544,539	$397,088	2.6326	1,045,374	1,250,000	911,524	1.0000	911,524	2,613,185	1,905,584	4,401,857
2059	3,274,582	2,455,937	818,646	$596,972	4.2504	2,537,370	2,180,720	1,636,181	544,539	$397,088	2.7005	1,072,336	1,250,000	911,524	1.0000	911,524	2,613,185	1,905,584	4,521,230
2060	3,387,341	2,455,937	931,405	$679,198	4.4111	2,996,010	2,501,482	1,636,181	865,301	$630,994	2.7702	1,747,979	1,250,000	911,524	1.0000	911,524	3,046,705	2,221,715	5,655,513
2061	3,378,370	2,455,937	922,433	$672,656	4.5778	3,079,284	2,492,083	1,636,181	855,901	$624,140	2.8416	1,773,555	1,250,000	911,524	1.0000	911,524	3,028,335	2,208,319	5,764,363
2062	3,378,370	2,455,937	922,433	$672,656	4.7509	3,195,721	2,492,083	1,636,181	855,901	$624,140	2.9150	1,819,367	1,250,000	911,524	1.0000	911,524	3,028,335	2,208,319	5,926,611
2063	3,378,370	2,455,937	922,433	$672,656	4.9305	3,316,530	2,492,083	1,636,181	855,901	$624,140	2.9902	1,866,302	1,250,000	911,524	1.0000	911,524	3,028,335	2,208,319	6,094,356
2064	3,387,341	2,455,937	931,405	$679,198	5.1168	3,475,320	2,501,482	1,636,181	865,301	$630,994	3.0673	1,935,447	1,250,000	911,524	1.0000	911,524	3,046,705	2,221,715	6,322,291
2065	3,378,370	2,455,937	922,433	$672,656	5.3103	3,572,004	2,492,083	1,636,181	855,901	$624,140	3.1465	1,963,855	1,250,000	911,524	1.0000	911,524	3,028,335	2,208,319	6,447,383
2066	3,378,370	2,455,937	922,433	$672,656	5.5110	3,707,006	2,492,083	1,636,181	855,901	$624,140	3.2276	2,014,473	1,250,000	911,524	1.0000	911,524	3,028,335	2,208,319	6,633,003
2067	3,378,370	2,455,937	922,433	$672,656	5.7193	3,847,121	2,492,083	1,636,181	855,901	$624,140	3.3109	2,066,464	1,250,000	911,524	1.0000	911,524	3,028,335	2,208,319	6,825,108
2068	3,387,341	2,455,937	931,405	$679,198	5.9355	4,031,380	2,501,482	1,636,181	865,301	$630,994	3.3963	2,143,044	1,250,000	911,524	1.0000	911,524	3,046,705	2,221,715	7,085,947
2069	3,378,370	2,455,937	922,433	$672,656	6.1598	4,143,425	2,492,083	1,636,181	855,901	$624,140	3.4840	2,174,502	1,250,000	911,524	1.0000	911,524	3,028,335	2,208,319	7,229,452
2070	3,378,370	2,455,937	922,433	$672,656	6.3927	4,300,087	2,492,083	1,636,181	855,901	$624,140	3.5738	2,230,550	1,250,000	911,524	1.0000	911,524	3,028,335	2,208,319	7,442,161
2071	3,378,370	2,455,937	922,433	$672,656	6.6343	4,462,601	2,492,083	1,636,181	855,901	$624,140	3.6660	2,288,096	1,250,000	911,524	1.0000	911,524	3,028,335	2,208,319	7,662,220
2072	3,387,341	2,455,937	931,405	$679,198	6.8851	4,676,346	2,501,482	1,636,181	865,301	$630,994	3.7606	2,372,915	1,250,000	911,524	1.0000	911,524	3,046,705	2,221,715	7,960,785
2073	3,378,370	2,455,937	922,433	$672,656	7.1454	4,806,395	2,492,083	1,636,181	855,901	$624,140	3.8576	2,407,681	1,250,000	911,524	1.0000	911,524	3,028,335	2,208,319	8,125,600
2074	3,378,370	2,455,937	922,433	$672,656	7.4155	4,988,079	14,274,093	1,636,181	12,637,912	$9,215,806	3.9572	36,468,786	1,250,000	911,524	1.0000	911,524	14,810,345	10,799,985	42,368,389
2075	885,735	2,455,937	(1,570,201)	($1,145,021)	7.6958	(8,811,850)	4,413,185	1,636,181	2,777,004	$2,025,044	4.0593	8,220,260	1,250,000	911,524	1.0000	911,524	2,456,802	1,791,547	319,934
	$484,624,416	$85,957,783	$398,666,633	$290,715,283		$583,289,444	$458,378,810	$57,266,339	$401,112,471	$292,498,835		$495,008,642	$53,750,000	$39,195,521		$39,195,521	$853,529,104	$622,409,640	$1,117,493,606

Xcel Energy
Nuclear Decommissioning Accrual
42-Year Decommissioning Period
DECON Method - No Recasking

Docket No. E002/M-20-___
Schedule E.9
Page 5 of 11

Proposed

AMOUNT TO RECOVER

	LABOR						NON-LABOR						PIIC Payment						
	Cost Estimate Nominal $s	DOE Reimbursement Estimate Nominal $s	Adjusted Estimate Nominal $s	Jurisdictional Cost in Nominal $s	Escalation Factor	Jurisdictional Cost in Future $'s	Cost Estimate Nominal $s	DOE Reimbursement Estimate Nominal $s	Adjusted Estimate Nominal $s	Jurisdictional Cost in Nominal $s	Escalation Factor	Jurisdictional Cost in Future $'s	Cost Estimate Nominal $s	Jurisdictional Cost in Nominal $s	Escalation Factor	Jurisdictional Cost in Future $'s	Total Cost Estimate Nominal $s	Total Jurisdictional Cost in Nominal $s	Total Jurisdictional Cost in Future $'s
Prairie Island Unit 2																			
Factors	*2020*			*72.9219%*	*3.78%*						*2.58%*				*0.00%*				
2034	$8,345,549	$0	$8,345,549	$6,085,733	1.6811	$10,230,726	$4,974,446	$0	$4,974,446	$3,627,461	1.4285	$5,181,828	$1,250,000	$911,524	1.0000	$911,524	$14,569,995	$10,624,717	$16,324,077
2035	49,894,469	-	49,894,469	$36,383,994	1.7446	63,475,517	37,951,792	-	37,951,792	$27,675,168	1.4653	40,552,423	1,250,000	911,524	1.0000	911,524	89,096,260	64,970,686	104,939,464
2036	67,056,940	-	67,056,940	$48,899,195	1.8106	88,536,882	73,743,397	-	73,743,397	$53,775,086	1.5032	80,834,709	1,250,000	911,524	1.0000	911,524	142,050,336	103,585,804	170,283,115
2037	75,292,006	-	75,292,006	$54,904,361	1.8790	103,165,294	91,702,704	-	91,702,704	$66,871,354	1.5419	103,108,941	1,250,000	911,524	1.0000	911,524	168,244,709	122,687,239	207,185,759
2038	82,522,109	-	82,522,109	$60,176,690	1.9501	117,350,563	102,667,333	-	102,667,333	$74,866,970	1.5817	118,417,086	1,250,000	911,524	1.0000	911,524	186,439,442	135,955,184	236,679,173
2039	39,422,933	-	39,422,933	$28,747,952	2.0238	58,180,105	16,666,675	-	16,666,675	$12,153,656	1.6225	19,719,307	1,250,000	911,524	1.0000	911,524	57,339,608	41,813,132	78,810,936
2040	25,047,260	-	25,047,260	$18,264,938	2.1003	38,361,849	15,041,293	-	15,041,293	$10,968,396	1.6644	18,255,799	1,250,000	911,524	1.0000	911,524	41,338,552	30,144,858	57,529,171
2041	18,516,011	-	18,516,011	$13,502,227	2.1797	29,430,805	19,635,276	-	19,635,276	$14,318,416	1.7073	24,445,832	1,250,000	911,524	1.0000	911,524	39,401,287	28,732,167	54,788,161
2042	10,621,483	2,462,665	8,158,818	$5,949,565	2.2620	13,457,916	10,899,795	1,640,664	9,259,132	$6,751,935	1.7514	11,825,338	1,250,000	911,524	1.0000	911,524	18,667,949	13,613,023	26,194,778
2043	3,430,264	2,462,665	967,598	$705,591	2.3475	1,656,375	2,647,764	1,640,664	1,007,100	$734,396	1.7966	1,319,417	1,250,000	911,524	1.0000	911,524	3,224,698	2,351,511	3,887,316
2044	3,387,341	2,462,665	924,676	$674,291	2.4363	1,642,776	2,501,482	1,640,664	860,818	$627,725	1.8429	1,156,834	1,250,000	911,524	1.0000	911,524	3,035,494	2,213,540	3,711,134
2045	3,482,157	2,462,665	1,019,492	$743,433	2.5284	1,879,696	2,803,445	1,640,664	1,162,781	$847,922	1.8905	1,602,997	1,250,000	911,524	1.0000	911,524	3,432,273	2,502,879	4,394,217
2046	3,482,157	2,462,665	1,019,492	$743,433	2.6239	1,950,694	2,803,445	1,640,664	1,162,781	$847,922	1.9392	1,644,291	1,250,000	911,524	1.0000	911,524	3,432,273	2,502,879	4,506,508
2047	3,430,264	2,462,665	967,598	$705,591	2.7231	1,921,395	2,647,764	1,640,664	1,007,100	$734,396	1.9893	1,460,935	1,250,000	911,524	1.0000	911,524	3,224,698	2,351,511	4,293,854
2048	3,491,129	2,462,665	1,028,464	$749,975	2.8261	2,119,505	2,812,844	1,640,664	1,172,180	$854,776	2.0406	1,744,256	1,250,000	911,524	1.0000	911,524	3,450,644	2,516,275	4,775,285
2049	3,482,157	2,462,665	1,019,492	$743,433	2.9329	2,180,415	2,803,445	1,640,664	1,162,781	$847,922	2.0932	1,774,871	1,250,000	911,524	1.0000	911,524	3,432,273	2,502,879	4,866,809
2050	3,430,264	2,462,665	967,598	$705,591	3.0438	2,147,678	2,647,764	1,640,664	1,007,100	$734,396	2.1472	1,576,896	1,250,000	911,524	1.0000	911,524	3,224,698	2,351,511	4,636,098
2051	3,482,157	2,462,665	1,019,492	$743,433	3.1588	2,348,356	2,803,445	1,640,664	1,162,781	$847,922	2.2026	1,867,633	1,250,000	911,524	1.0000	911,524	3,432,273	2,502,879	5,127,513
2052	3,439,235	2,462,665	976,570	$712,133	3.2782	2,334,515	2,657,163	1,640,664	1,016,499	$741,251	2.2595	1,674,856	1,250,000	911,524	1.0000	911,524	3,243,069	2,364,908	4,920,895
2053	3,378,370	2,462,665	915,705	$667,749	3.4021	2,271,750	2,492,083	1,640,664	851,419	$620,871	2.3178	1,439,054	1,250,000	911,524	1.0000	911,524	3,017,123	2,200,144	4,622,328
2054	3,378,370	2,462,665	915,705	$667,749	3.5307	2,357,622	2,492,083	1,640,664	851,419	$620,871	2.3776	1,476,182	1,250,000	911,524	1.0000	911,524	3,017,123	2,200,144	4,745,328
2055	3,378,370	2,462,665	915,705	$667,749	3.6642	2,446,767	2,492,083	1,640,664	851,419	$620,871	2.4389	1,514,242	1,250,000	911,524	1.0000	911,524	3,017,123	2,200,144	4,872,532
2056	3,283,554	2,462,665	820,889	$598,608	3.8027	2,276,325	2,190,119	1,640,664	549,455	$400,673	2.5018	1,002,405	1,250,000	911,524	1.0000	911,524	2,620,344	1,910,805	4,190,253
2057	3,274,582	2,462,665	811,917	$592,065	3.9464	2,336,527	2,180,720	1,640,664	540,056	$393,819	2.5664	1,010,698	1,250,000	911,524	1.0000	911,524	2,601,973	1,897,408	4,258,748
2058	3,274,582	2,462,665	811,917	$592,065	4.0956	2,424,863	2,180,720	1,640,664	540,056	$393,819	2.6326	1,036,769	1,250,000	911,524	1.0000	911,524	2,601,973	1,897,408	4,373,155
2059	3,274,582	2,462,665	811,917	$592,065	4.2504	2,516,515	2,180,720	1,640,664	540,056	$393,819	2.7005	1,063,509	1,250,000	911,524	1.0000	911,524	2,601,973	1,897,408	4,491,547
2060	3,387,341	2,462,665	924,676	$674,291	4.4111	2,974,367	2,501,482	1,640,664	860,818	$627,725	2.7702	1,738,923	1,250,000	911,524	1.0000	911,524	3,035,494	2,213,540	5,624,814
2061	3,378,370	2,462,665	915,705	$667,749	4.5778	3,056,822	2,492,083	1,640,664	851,419	$620,871	2.8416	1,764,266	1,250,000	911,524	1.0000	911,524	3,017,123	2,200,144	5,732,612
2062	3,378,370	2,462,665	915,705	$667,749	4.7509	3,172,410	2,492,083	1,640,664	851,419	$620,871	2.9150	1,809,838	1,250,000	911,524	1.0000	911,524	3,017,123	2,200,144	5,893,772
2063	3,378,370	2,462,665	915,705	$667,749	4.9305	3,292,338	2,492,083	1,640,664	851,419	$620,871	2.9902	1,856,528	1,250,000	911,524	1.0000	911,524	3,017,123	2,200,144	6,060,389
2064	3,387,341	2,462,665	924,676	$674,291	5.1168	3,450,214	2,501,482	1,640,664	860,818	$627,725	3.0673	1,925,420	1,250,000	911,524	1.0000	911,524	3,035,494	2,213,540	6,287,158
2065	3,378,370	2,462,665	915,705	$667,749	5.3103	3,545,949	2,492,083	1,640,664	851,419	$620,871	3.1465	1,953,570	1,250,000	911,524	1.0000	911,524	3,017,123	2,200,144	6,411,042
2066	3,378,370	2,462,665	915,705	$667,749	5.5110	3,679,966	2,492,083	1,640,664	851,419	$620,871	3.2276	2,003,922	1,250,000	911,524	1.0000	911,524	3,017,123	2,200,144	6,595,412
2067	3,378,370	2,462,665	915,705	$667,749	5.7193	3,819,058	2,492,083	1,640,664	851,419	$620,871	3.3109	2,055,641	1,250,000	911,524	1.0000	911,524	3,017,123	2,200,144	6,786,223
2068	3,387,341	2,462,665	924,676	$674,291	5.9355	4,002,257	2,501,482	1,640,664	860,818	$627,725	3.3963	2,131,942	1,250,000	911,524	1.0000	911,524	3,035,494	2,213,540	7,045,722
2069	3,378,370	2,462,665	915,705	$667,749	6.1598	4,113,202	2,492,083	1,640,664	851,419	$620,871	3.4840	2,163,114	1,250,000	911,524	1.0000	911,524	3,017,123	2,200,144	7,187,839
2070	3,378,370	2,462,665	915,705	$667,749	6.3927	4,268,720	2,492,083	1,640,664	851,419	$620,871	3.5738	2,218,868	1,250,000	911,524	1.0000	911,524	3,017,123	2,200,144	7,399,112
2071	3,378,370	2,462,665	915,705	$667,749	6.6343	4,430,049	2,492,083	1,640,664	851,419	$620,871	3.6660	2,276,112	1,250,000	911,524	1.0000	911,524	3,017,123	2,200,144	7,617,684
2072	3,387,341	2,462,665	924,676	$674,291	6.8851	4,642,564	2,501,482	1,640,664	860,818	$627,725	3.7606	2,360,622	1,250,000	911,524	1.0000	911,524	3,035,494	2,213,540	7,914,709
2073	3,378,370	2,462,665	915,705	$667,749	7.1454	4,771,335	2,492,083	1,640,664	851,419	$620,871	3.8576	2,395,071	1,250,000	911,524	1.0000	911,524	3,017,123	2,200,144	8,077,930
2074	3,378,370	2,462,665	915,705	$667,749	7.4155	4,951,694	14,274,093	1,640,664	12,633,429	$9,212,537	3.9572	36,455,851	1,250,000	911,524	1.0000	911,524	14,799,134	10,791,810	42,319,069
2075	885,735	2,462,665	(1,576,930)	($1,149,927)	7.6958	(8,849,610)	4,413,185	1,640,664	2,772,521	$2,021,775	4.0593	8,206,991	1,250,000	911,524	1.0000	911,524	2,445,591	1,783,371	268,905
	$486,095,466	$83,730,618	$402,364,847	$293,412,092		$608,322,765	$470,233,829	$55,782,569	$414,451,259	$302,225,733		$520,023,785	$52,500,000	$38,283,998		$38,283,998	$869,316,107	$633,921,822	$1,166,630,547
	$1,707,190,468	$342,287,245	$1,364,903,223	$995,313,363		$2,305,889,901	$1,591,612,827	$182,081,803	$1,409,531,024	$1,027,856,804		$1,885,101,764	$106,250,000	$77,479,519		$77,479,519	$2,880,684,247	$2,100,649,686	$4,268,471,184

Xcel Energy
Nuclear Decommissioning Accrual
42-Year Decommissioning Period
DECON Method - No Recasking

Docket No. E002/M-20-___
Schedule E.9
Page 6 of 11

Proposed

EXTERNAL FUND CALCULATION

Monticello

External Levelized

	Beginning Balance	Assumed Interest	Decommissioning Payment	Annuity	Ending Balance
2020	$757,935,327	$14,959,218	$0	$6,696,113	$779,590,658
2021	779,590,658	30,805,078	-	8,507,110	818,902,846
2022	818,902,846	32,149,155	-	(1,716,403)	849,335,597
2023	849,335,597	33,345,162	-	(1,716,403)	880,964,356
2024	880,964,356	34,588,172	-	(1,716,403)	913,836,125
2025	913,836,125	35,880,032	-	(1,716,403)	947,999,755
2026	947,999,755	37,222,663	-	(1,716,403)	983,506,015
2027	983,506,015	38,618,059	-	(1,716,403)	1,020,407,672
2028	1,020,407,672	40,068,294	-	(1,716,403)	1,058,759,563
2029	1,058,759,563	41,575,524	-	(1,716,403)	1,098,618,684
2030	1,098,618,684	43,141,987	-	(1,716,403)	1,140,044,268
2031	1,140,044,268	44,770,012	-	(1,716,403)	1,183,097,877
2032	1,183,097,877	46,462,019	-	(1,716,403)	1,227,843,494
2033	1,227,843,494	48,220,522	-	(1,716,403)	1,274,347,613
2034	1,274,347,613	50,048,134	-	(1,716,403)	1,322,679,344
2035	1,322,679,344	51,947,571	-	(1,716,403)	1,372,910,512
2036	1,372,910,512	53,921,656	-	(1,716,403)	1,425,115,765
2037	1,425,115,765	55,973,322	-	(1,716,403)	1,479,372,685
2038	1,479,372,685	58,105,619	-	(1,716,403)	1,535,761,901
2039	1,535,761,901	60,321,715	-	(1,716,403)	1,594,367,214
2040	1,594,367,214	42,711,791	(48,433,853)	(1,287,302)	1,587,357,850
2041	1,587,357,850	42,541,190	(186,542,762)	-	1,443,356,278
2042	1,443,356,278	38,681,948	(306,842,430)	-	1,175,195,796
2043	1,175,195,796	31,495,247	(363,124,729)	-	843,566,315
2044	843,566,315	22,607,577	(350,228,217)	-	515,945,675
2045	515,945,675	13,827,344	(128,812,844)	-	400,960,175
2046	400,960,175	10,745,733	(91,635,869)	-	320,070,039
2047	320,070,039	8,577,877	(86,166,716)	-	242,481,200
2048	242,481,200	6,498,496	(8,939,292)	-	240,040,404
2049	240,040,404	6,433,083	(4,345,624)	-	242,127,863
2050	242,127,863	6,489,027	(4,498,349)	-	244,118,540
2051	244,118,540	6,542,377	(4,656,445)	-	246,004,473
2052	246,004,473	6,592,920	(5,634,696)	-	246,962,697
2053	246,962,697	6,618,600	(7,341,226)	-	246,240,071
2054	246,240,071	6,599,234	(6,779,904)	-	246,059,401
2055	246,059,401	6,594,392	(7,010,088)	-	245,643,705
2056	245,643,705	6,583,251	(10,732,794)	-	241,494,162
2057	241,494,162	6,472,044	(10,138,911)	-	237,827,294
2058	237,827,294	6,373,771	(10,473,021)	-	233,728,045
2059	233,728,045	6,263,912	(10,818,418)	-	229,173,538
2060	229,173,538	6,141,851	(9,320,362)	-	225,995,027

Xcel Energy
Nuclear Decommissioning Accrual
42-Year Decommissioning Period
DECON Method - No Recasking

Docket No. E002/M-20-___
Schedule E.9
Page 7 of 11

Proposed

EXTERNAL FUND CALCULATION

2061	225,995,027	6,056,667	(8,569,962)	-	223,481,731
2062	223,481,731	5,989,310	(9,884,279)	-	219,586,763
2063	219,586,763	5,884,925	(9,165,878)	-	216,305,810
2064	216,305,810	5,796,996	(9,560,168)	-	212,542,637
2065	212,542,637	5,696,143	(10,920,500)	-	207,318,280
2066	207,318,280	5,556,130	(10,140,112)	-	202,734,298
2067	202,734,298	5,433,279	(10,487,970)	-	197,679,607
2068	197,679,607	5,297,813	(12,161,306)	-	190,816,114
2069	190,816,114	5,113,872	(13,735,288)	-	182,194,698
2070	182,194,698	4,882,818	(11,606,684)	-	175,470,832
2071	175,470,832	4,702,618	(14,675,070)	-	165,498,381
2072	165,498,381	4,435,357	(13,901,519)	-	156,032,218
2073	156,032,218	4,181,663	(11,431,268)	-	148,782,614
2074	148,782,614	3,987,374	(11,831,574)	-	140,938,413
2075	140,938,413	3,777,149	(13,750,247)	-	130,965,316
2076	130,965,316	3,509,870	(12,798,429)	-	121,676,757
2077	121,676,757	3,260,937	(13,120,228)	-	111,817,466
2078	111,817,466	2,996,708	(15,226,765)	-	99,587,409
2079	99,587,409	2,668,943	(14,058,046)	-	88,198,306
2080	88,198,306	2,363,715	(14,693,842)	-	75,868,179
2081	75,868,179	2,033,267	(16,865,941)	-	61,035,504
2082	61,035,504	1,635,752	(39,755,339)	-	22,915,917
2083	22,915,917	614,147	(23,530,064)	-	(0)

Xcel Energy
Nuclear Decommissioning Accrual
42-Year Decommissioning Period
DECON Method - No Recasking

Docket No. E002/M-20-___
Schedule E.9
Page 8 of 11

Proposed

EXTERNAL FUND CALCULATION

Prairie Island Unit 1

External Levelized

	Beginning Balance	Assumed Interest	Decommissioning Payment	Annuity	Ending Balance
2020	$437,068,622	$8,763,473	$0	$24,632	$445,856,727
2021	445,856,727	18,127,469	-	12,399,703	476,383,899
2022	476,383,899	19,335,297	-	11,586,169	507,305,365
2023	507,305,365	20,575,248	-	11,586,169	539,466,781
2024	539,466,781	21,864,921	-	11,586,169	572,917,871
2025	572,917,871	23,206,309	-	11,586,169	607,710,349
2026	607,710,349	24,601,488	-	11,586,169	643,898,006
2027	643,898,006	26,052,613	-	11,586,169	681,536,787
2028	681,536,787	27,561,928	-	11,586,169	720,684,884
2029	720,684,884	29,131,767	-	11,586,169	761,402,820
2030	761,402,820	30,764,556	-	11,586,169	803,753,544
2031	803,753,544	32,462,820	-	11,586,169	847,802,533
2032	847,802,533	34,229,184	-	11,586,169	893,617,886
2033	893,617,886	24,052,980	(39,900,652)	7,762,733	885,532,947
2034	885,532,947	23,732,283	(122,923,807)	-	786,341,423
2035	786,341,423	21,073,950	(171,342,711)	-	636,072,662
2036	636,072,662	17,046,747	(173,186,345)	-	479,933,064
2037	479,933,064	12,862,206	(138,134,907)	-	354,660,364
2038	354,660,364	9,504,898	(87,897,254)	-	276,268,008
2039	276,268,008	7,403,983	(69,254,127)	-	214,417,863
2040	214,417,863	5,746,399	(45,221,514)	-	174,942,748
2041	174,942,748	4,688,466	(35,142,581)	-	144,488,632
2042	144,488,632	3,872,295	(19,561,856)	-	128,799,072
2043	128,799,072	3,451,815	(3,904,707)	-	128,346,180
2044	128,346,180	3,439,678	(3,729,112)	-	128,056,746
2045	128,056,746	3,431,921	(4,412,802)	-	127,075,864
2046	127,075,864	3,405,633	(4,525,722)	-	125,955,775
2047	125,955,775	3,375,615	(4,313,718)	-	125,017,672
2048	125,017,672	3,350,474	(4,795,822)	-	123,572,324
2049	123,572,324	3,311,738	(4,888,042)	-	121,996,020
2050	121,996,020	3,269,493	(4,658,052)	-	120,607,461
2051	120,607,461	3,232,280	(5,150,212)	-	118,689,529
2052	118,689,529	3,180,879	(4,944,366)	-	116,926,043
2053	116,926,043	3,133,618	(4,646,597)	-	115,413,064
2054	115,413,064	3,093,070	(4,770,424)	-	113,735,710
2055	113,735,710	3,048,117	(4,898,483)	-	111,885,344
2056	111,885,344	2,998,527	(4,217,090)	-	110,666,781
2057	110,666,781	2,965,870	(4,286,501)	-	109,346,150
2058	109,346,150	2,930,477	(4,401,857)	-	107,874,770
2059	107,874,770	2,891,044	(4,521,230)	-	106,244,584
2060	106,244,584	2,847,355	(5,655,513)	-	103,436,426

Xcel Energy
Nuclear Decommissioning Accrual
42-Year Decommissioning Period
DECON Method - No Recasking

Docket No. E002/M-20-___
Schedule E.9
Page 9 of 11

Proposed

EXTERNAL FUND CALCULATION

2061	103,436,426	2,772,096	(5,764,363)	-	100,444,159
2062	100,444,159	2,691,903	(5,926,611)	-	97,209,451
2063	97,209,451	2,605,213	(6,094,356)	-	93,720,309
2064	93,720,309	2,511,704	(6,322,291)	-	89,909,722
2065	89,909,722	2,409,581	(6,447,383)	-	85,871,920
2066	85,871,920	2,301,367	(6,633,003)	-	81,540,284
2067	81,540,284	2,185,280	(6,825,108)	-	76,900,456
2068	76,900,456	2,060,932	(7,085,947)	-	71,875,441
2069	71,875,441	1,926,262	(7,229,452)	-	66,572,251
2070	66,572,251	1,784,136	(7,442,161)	-	60,914,227
2071	60,914,227	1,632,501	(7,662,220)	-	54,884,508
2072	54,884,508	1,470,905	(7,960,785)	-	48,394,628
2073	48,394,628	1,296,976	(8,125,600)	-	41,566,004
2074	41,566,004	1,113,969	(42,368,389)	-	311,584
2075	311,584	8,350	(319,934)	-	0

Xcel Energy
Nuclear Decommissioning Accrual
42-Year Decommissioning Period
DECON Method - No Recasking

Docket No. E002/M-20-___
Schedule E.9
Page 10 of 11

Proposed

EXTERNAL FUND CALCULATION

Prairie Island Unit 2

External Levelized

	Beginning Balance	Assumed Interest	Decommissioning Payment	Annuity	Ending Balance
2020	$487,163,479	$9,697,485	$0	$294,670	$497,155,635
2021	497,155,635	19,916,375	-	6,511,608	523,583,618
2022	523,583,618	20,982,111	-	7,210,183	551,775,912
2023	551,775,912	22,104,164	-	7,210,183	581,090,259
2024	581,090,259	23,270,875	-	7,210,183	611,571,317
2025	611,571,317	24,484,021	-	7,210,183	643,265,522
2026	643,265,522	25,745,450	-	7,210,183	676,221,155
2027	676,221,155	27,057,085	-	7,210,183	710,488,423
2028	710,488,423	28,420,922	-	7,210,183	746,119,528
2029	746,119,528	29,839,040	-	7,210,183	783,168,751
2030	783,168,751	31,313,599	-	7,210,183	821,692,533
2031	821,692,533	32,846,845	-	7,210,183	861,749,562
2032	861,749,562	34,441,115	-	7,210,183	903,400,860
2033	903,400,860	36,098,837	-	7,210,183	946,709,880
2034	946,709,880	24,692,255	(16,324,077)	5,984,452	961,062,510
2035	961,062,510	24,987,625	(104,939,464)	-	881,110,671
2036	881,110,671	22,908,877	(170,283,115)	-	733,736,434
2037	733,736,434	19,077,147	(207,185,759)	-	545,627,822
2038	545,627,822	14,186,323	(236,679,173)	-	323,134,973
2039	323,134,973	8,401,509	(78,810,936)	-	252,725,546
2040	252,725,546	6,570,864	(57,529,171)	-	201,767,239
2041	201,767,239	5,245,948	(54,788,161)	-	152,225,026
2042	152,225,026	3,957,851	(26,194,778)	-	129,988,099
2043	129,988,099	3,379,691	(3,887,316)	-	129,480,474
2044	129,480,474	3,366,492	(3,711,134)	-	129,135,832
2045	129,135,832	3,357,532	(4,394,217)	-	128,099,147
2046	128,099,147	3,330,578	(4,506,508)	-	126,923,217
2047	126,923,217	3,300,004	(4,293,854)	-	125,929,366
2048	125,929,366	3,274,164	(4,775,285)	-	124,428,245
2049	124,428,245	3,235,134	(4,866,809)	-	122,796,570
2050	122,796,570	3,192,711	(4,636,098)	-	121,353,183
2051	121,353,183	3,155,183	(5,127,513)	-	119,380,852
2052	119,380,852	3,103,902	(4,920,895)	-	117,563,859
2053	117,563,859	3,056,660	(4,622,328)	-	115,998,192
2054	115,998,192	3,015,953	(4,745,328)	-	114,268,817
2055	114,268,817	2,970,989	(4,872,532)	-	112,367,274
2056	112,367,274	2,921,549	(4,190,253)	-	111,098,570
2057	111,098,570	2,888,563	(4,258,748)	-	109,728,384
2058	109,728,384	2,852,938	(4,373,155)	-	108,208,167
2059	108,208,167	2,813,412	(4,491,547)	-	106,530,032
2060	106,530,032	2,769,781	(5,624,814)	-	103,674,999

Xcel Energy
Nuclear Decommissioning Accrual
42-Year Decommissioning Period
DECON Method - No Recasking

Docket No. E002/M-20-___
Schedule E.9
Page 11 of 11

Proposed

EXTERNAL FUND CALCULATION

2061	103,674,999	2,695,550	(5,732,612)	-	100,637,936
2062	100,637,936	2,616,586	(5,893,772)	-	97,360,751
2063	97,360,751	2,531,380	(6,060,389)	-	93,831,742
2064	93,831,742	2,439,625	(6,287,158)	-	89,984,209
2065	89,984,209	2,339,589	(6,411,042)	-	85,912,756
2066	85,912,756	2,233,732	(6,595,412)	-	81,551,076
2067	81,551,076	2,120,328	(6,786,223)	-	76,885,181
2068	76,885,181	1,999,015	(7,045,722)	-	71,838,473
2069	71,838,473	1,867,800	(7,187,839)	-	66,518,435
2070	66,518,435	1,729,479	(7,399,112)	-	60,848,802
2071	60,848,802	1,582,069	(7,617,684)	-	54,813,186
2072	54,813,186	1,425,143	(7,914,709)	-	48,323,620
2073	48,323,620	1,256,414	(8,077,930)	-	41,502,104
2074	41,502,104	1,079,055	(42,319,069)	-	262,090
2075	262,090	6,814	(268,905)	-	(0)

Xcel Energy
Nuclear Decommissioning Accrual
60-Year Decommissioning Period
DECON Method - No Recasking

2022 ACCRUAL COMPARISON

	Present	Proposed	Difference
Monticello	$8,507,110	$2,142,669	($6,364,441)
Prairie Island Unit 1	12,399,703	11,721,046	(678,657)
Prairie Island Unit 2	6,511,608	7,358,104	846,496
TOTAL	$27,418,421	$21,221,819	($6,196,602)

Xcel Energy
Nuclear Decommissioning Accrual
60-Year Decommissioning Period
DECON Method - No Recasking

Docket No. E002/M-20-___
Schedule E.10
Page 2 of 8

2022 MN RETAIL SUMMARY

	Remaining Life (yrs)	Operational Earnings Rate	Post-Shutdown Earnings Rate	Market Value Balance 6/30/2020	Book Value 6/30/2020	Unrealized Gain/Loss 6/30/2020	Tax-Effect Adjustment	Tax-Adjusted Fund Balance 6/30/2020	2022-2024 Decommissioning Accrual
Monticello	19.67	3.94%	3.05%	$814,968,100	$610,109,002	$204,859,098	$57,032,773	$757,935,327	**$ 2,142,669**
Prairie Island Unit 1	13.25	4.01%	2.80%	471,960,960	346,629,286	125,331,674	34,892,338	437,068,622	**11,721,046**
Prairie Island Unit 2	14.42	3.98%	2.72%	526,255,835	385,837,890	140,417,945	39,092,356	487,163,479	**7,358,104**
TOTAL DECOMMISSIONING ACCRUAL				**$1,813,184,895**	**$1,342,576,178**	**$470,608,717**	**$131,017,467**	**$1,682,167,428**	**$21,221,819**

INPUT DATA

Escalation Rate (Labor)	3.78%
Escalation Rate (Non-Labor)	2.58%
Escalation Rate (PIIC)	0.00%
Jurisdictional Factor	72.9219%
Tax Rate for tax-effect adjustment	27.84%

Xcel Energy
Nuclear Decommissioning Accrual
60-Year Decommissioning Period
DECON Method - No Recasking

Docket No. E002/M-20-___
Schedule E.10
Page 3 of 8

AMOUNT TO RECOVER

	LABOR						NON-LABOR						PIIC Payment						
	Cost Estimate Nominal $s	DOE Reimbursement Estimate Nominal $s	Adjusted Estimate Nominal $s	Jurisdictional Cost in Nominal $s	Escalation Factor	Jurisdictional Cost in Future $'s	Cost Estimate Nominal $s	DOE Reimbursement Estimate Nominal $s	Adjusted Estimate Nominal $s	Jurisdictional Cost in Nominal $s	Escalation Factor	Jurisdictional Cost in Future $'s	Cost Estimate Nominal $s	Jurisdictional Cost in Nominal $s	Escalation Factor	Jurisdictional Cost in Future $'s	Total Cost Estimate Nominal $s	Total Jurisdictional Cost in Nominal $s	Total Jurisdictional Cost in Future $'s
Monticello																			
Factors	*2020*			*72.9219%*	*3.78%*						*2.58%*				*0.00%*				
2040	$22,675,886	$0	$22,675,886	$16,535,687	2.1003	$34,729,903	$9,374,135	$0	$9,374,135	$6,835,797	1.6644	$11,377,501	$0	$0	1.0000	$0	$32,050,021	$23,371,484	$46,107,404
2041	77,446,576	-	77,446,576	$56,475,515	2.1797	123,099,680	$46,801,281	-	46,801,281	$34,128,384	1.7073	58,267,389	0	0	1.0000	0	124,247,858	90,603,899	181,367,069
2042	84,936,724	-	84,936,724	$61,937,473	2.2620	140,102,563	$130,633,005	-	130,633,005	$95,260,069	1.7514	166,838,485	0	0	1.0000	0	215,569,729	157,197,542	306,941,049
2043	95,755,683	-	95,755,683	$69,826,864	2.3475	163,918,562	$152,138,362	-	152,138,362	$110,942,185	1.7966	199,318,729	0	0	1.0000	0	247,894,046	180,769,048	363,237,291
2044	97,811,957	-	97,811,957	$71,326,337	2.4363	173,772,356	$131,387,082	-	131,387,082	$95,809,956	1.8429	176,568,169	0	0	1.0000	0	229,199,039	167,136,294	350,340,524
2045	52,997,679	-	52,997,679	$38,646,914	2.5284	97,714,858	$22,621,563	-	22,621,563	$16,496,074	1.8905	31,185,827	0	0	1.0000	0	75,619,242	55,142,988	128,900,685
2046	37,199,458	-	37,199,458	$27,126,552	2.6239	71,177,359	$14,545,801	-	14,545,801	$10,607,074	1.9392	20,569,238	0	0	1.0000	0	51,745,259	37,733,626	91,746,597
2047	32,137,259	-	32,137,259	$23,435,100	2.7231	63,816,121	$15,479,756	-	15,479,756	$11,288,133	1.9893	22,455,482	0	0	1.0000	0	47,617,016	34,723,233	86,271,603
2048	7,130,022	4,794,411	2,335,611	$1,703,172	2.8261	4,813,334	$4,684,016	1,853,697	2,830,319	$2,063,922	2.0406	4,211,640	0	0	1.0000	0	5,165,929	3,767,094	9,024,973
2049	6,393,070	4,794,411	1,598,659	$1,165,772	2.9329	3,419,094	$2,518,805	1,853,697	665,108	$485,009	2.0932	1,015,221	0	0	1.0000	0	2,263,767	1,650,782	4,434,315
2050	8,011,913	4,794,411	3,217,502	$2,346,264	3.0438	7,141,558	$7,375,335	1,853,697	5,521,638	$4,026,483	2.1472	8,645,665	0	0	1.0000	0	8,739,140	6,372,747	15,787,223
2051	8,011,913	4,794,411	3,217,502	$2,346,264	3.1588	7,411,378	$7,375,335	1,853,697	5,521,638	$4,026,483	2.2026	8,868,732	0	0	1.0000	0	8,739,140	6,372,747	16,280,110
2052	8,749,279	4,794,411	3,954,868	$2,883,965	3.2782	9,454,214	$9,541,788	1,853,697	7,688,091	$5,606,302	2.2595	12,667,440	0	0	1.0000	0	11,642,959	8,490,267	22,121,654
2053	9,271,738	4,794,411	4,477,327	$3,264,952	3.4021	11,107,694	$11,154,810	1,853,697	9,301,113	$6,782,548	2.3178	15,720,591	0	0	1.0000	0	13,778,440	10,047,500	26,828,284
2054	8,191,888	4,794,411	3,397,477	$2,477,505	3.5307	8,747,327	$7,915,260	1,853,697	6,061,563	$4,420,207	2.3776	10,509,484	0	0	1.0000	0	9,459,040	6,897,712	19,256,811
2055	9,091,763	4,794,411	4,297,352	$3,133,711	3.6642	11,482,544	$10,614,885	1,853,697	8,761,188	$6,388,825	2.4389	15,581,705	0	0	1.0000	0	13,058,540	9,522,536	27,064,248
2056	9,469,179	4,794,411	4,674,768	$3,408,930	3.8027	12,963,137	$11,701,488	1,853,697	9,847,791	$7,181,196	2.5018	17,965,917	0	0	1.0000	0	14,522,559	10,590,126	30,929,054
2057	6,375,083	4,794,411	1,580,672	$1,152,656	3.9464	4,548,841	$2,464,844	1,853,697	611,146	$445,660	2.5664	1,143,741	0	0	1.0000	0	2,191,818	1,598,315	5,692,582
2058	6,375,083	4,794,411	1,580,672	$1,152,656	4.0956	4,720,817	$2,464,844	1,853,697	611,146	$445,660	2.6326	1,173,243	0	0	1.0000	0	2,191,818	1,598,315	5,894,061
2059	6,375,083	4,794,411	1,580,672	$1,152,656	4.2504	4,899,248	$2,464,844	1,853,697	611,146	$445,660	2.7005	1,203,504	0	0	1.0000	0	2,191,818	1,598,315	6,102,752
2060	6,392,549	4,794,411	1,598,138	$1,165,392	4.4111	5,140,662	$2,471,597	1,853,697	617,899	$450,584	2.7702	1,248,208	0	0	1.0000	0	2,216,037	1,615,976	6,388,870
2061	6,375,083	4,794,411	1,580,672	$1,152,656	4.5778	5,276,628	$2,464,844	1,853,697	611,146	$445,660	2.8416	1,266,386	0	0	1.0000	0	2,191,818	1,598,315	6,543,014
2062	6,375,083	4,794,411	1,580,672	$1,152,656	4.7509	5,476,153	$2,464,844	1,853,697	611,146	$445,660	2.9150	1,299,098	0	0	1.0000	0	2,191,818	1,598,315	6,775,250
2063	6,375,083	4,794,411	1,580,672	$1,152,656	4.9305	5,683,170	$2,464,844	1,853,697	611,146	$445,660	2.9902	1,332,611	0	0	1.0000	0	2,191,818	1,598,315	7,015,781
2064	6,392,549	4,794,411	1,598,138	$1,165,392	5.1168	5,963,080	$2,471,597	1,853,697	617,899	$450,584	3.0673	1,382,076	0	0	1.0000	0	2,216,037	1,615,976	7,345,156
2065	6,375,083	4,794,411	1,580,672	$1,152,656	5.3103	6,120,948	$2,464,844	1,853,697	611,146	$445,660	3.1465	1,402,268	0	0	1.0000	0	2,191,818	1,598,315	7,523,216
2066	6,375,083	4,794,411	1,580,672	$1,152,656	5.5110	6,352,286	$2,464,844	1,853,697	611,146	$445,660	3.2276	1,438,411	0	0	1.0000	0	2,191,818	1,598,315	7,790,697
2067	6,375,083	4,794,411	1,580,672	$1,152,656	5.7193	6,592,384	$2,464,844	1,853,697	611,146	$445,660	3.3109	1,475,534	0	0	1.0000	0	2,191,818	1,598,315	8,067,919
2068	6,392,549	4,794,411	1,598,138	$1,165,392	5.9355	6,917,186	$2,471,597	1,853,697	617,899	$450,584	3.3963	1,530,318	0	0	1.0000	0	2,216,037	1,615,976	8,447,505
2069	6,375,083	4,794,411	1,580,672	$1,152,656	6.1598	7,100,129	$2,464,844	1,853,697	611,146	$445,660	3.4840	1,552,678	0	0	1.0000	0	2,191,818	1,598,315	8,652,807
2070	6,375,083	4,794,411	1,580,672	$1,152,656	6.3927	7,368,583	$2,464,844	1,853,697	611,146	$445,660	3.5738	1,592,698	0	0	1.0000	0	2,191,818	1,598,315	8,961,281
2071	6,375,083	4,794,411	1,580,672	$1,152,656	6.6343	7,647,065	$2,464,844	1,853,697	611,146	$445,660	3.6660	1,633,788	0	0	1.0000	0	2,191,818	1,598,315	9,280,852
2072	6,392,549	4,794,411	1,598,138	$1,165,392	6.8851	8,023,843	$2,471,597	1,853,697	617,899	$450,584	3.7606	1,694,466	0	0	1.0000	0	2,216,037	1,615,976	9,718,309
2073	6,375,083	4,794,411	1,580,672	$1,152,656	7.1454	8,236,187	$2,464,844	1,853,697	611,146	$445,660	3.8576	1,719,176	0	0	1.0000	0	2,191,818	1,598,315	9,955,363
2074	6,375,083	4,794,411	1,580,672	$1,152,656	7.4155	8,547,519	$2,464,844	1,853,697	611,146	$445,660	3.9572	1,763,564	0	0	1.0000	0	2,191,818	1,598,315	10,311,083
2075	6,375,083	4,794,411	1,580,672	$1,152,656	7.6958	8,870,609	$2,464,844	1,853,697	611,146	$445,660	4.0593	1,809,066	0	0	1.0000	0	2,191,818	1,598,315	10,679,675
2076	6,392,549	4,794,411	1,598,138	$1,165,392	7.9867	9,307,639	$2,471,597	1,853,697	617,899	$450,584	4.1640	1,876,232	0	0	1.0000	0	2,216,037	1,615,976	11,183,871
2077	6,375,083	4,794,411	1,580,672	$1,152,656	8.2886	9,553,903	$2,464,844	1,853,697	611,146	$445,660	4.2714	1,903,590	0	0	1.0000	0	2,191,818	1,598,315	11,457,493
2078	6,894,020	4,794,411	2,099,609	$1,531,075	8.6019	13,170,153	$4,021,656	1,853,697	2,167,959	$1,580,917	4.3816	6,926,945	0	0	1.0000	0	4,267,568	3,111,992	20,097,098
2079	6,997,808	4,794,411	2,203,397	$1,606,759	8.9270	14,343,535	$4,333,019	1,853,697	2,479,321	$1,807,968	4.4947	8,126,275	0	0	1.0000	0	4,682,718	3,414,727	22,469,810
2080	6,911,486	4,794,411	2,117,075	$1,543,811	9.2645	14,302,641	$4,028,409	1,853,697	2,174,712	$1,585,841	4.6106	7,311,680	0	0	1.0000	0	4,291,787	3,129,653	21,614,321
2081	6,894,020	4,794,411	2,099,609	$1,531,075	9.6147	14,720,826	$4,021,656	1,853,697	2,167,959	$1,580,917	4.7296	7,477,104	0	0	1.0000	0	4,267,568	3,111,992	22,197,930
2082	6,894,020	4,794,411	2,099,609	$1,531,075	9.9781	15,277,219	$4,021,656	1,853,697	2,167,959	$1,580,917	4.8516	7,669,976	0	0	1.0000	0	4,267,568	3,111,992	22,947,195
2083	6,997,808	4,794,411	2,203,397	$1,606,759	10.3553	16,638,469	$4,333,019	1,853,697	2,479,321	$1,807,968	4.9768	8,997,896	0	0	1.0000	0	4,682,718	3,414,727	25,636,365
2084	6,911,486	4,794,411	2,117,075	$1,543,811	10.7467	16,590,878	$4,028,409	1,853,697	2,174,712	$1,585,841	5.1052	8,096,037	0	0	1.0000	0	4,291,787	3,129,653	24,686,915
2085	6,894,020	4,794,411	2,099,609	$1,531,075	11.1529	17,075,925	$4,021,656	1,853,697	2,167,959	$1,580,917	5.2369	8,279,103	0	0	1.0000	0	4,267,568	3,111,992	25,355,029
2086	6,894,020	4,794,411	2,099,609	$1,531,075	11.5745	17,721,427	$4,021,656	1,853,697	2,167,959	$1,580,917	5.3720	8,492,685	0	0	1.0000	0	4,267,568	3,111,992	26,214,112
2087	6,997,808	4,794,411	2,203,397	$1,606,759	12.0120	19,300,386	$4,333,019	1,853,697	2,479,321	$1,807,968	5.5106	9,962,990	0	0	1.0000	0	4,682,718	3,414,727	29,263,376
2088	7,630,972	4,794,411	2,836,561	$2,068,474	12.4661	25,785,807	$6,186,867	1,853,697	4,333,170	$3,159,830	5.6528	17,861,885	0	0	1.0000	0	7,169,731	5,228,304	43,647,693
2089	6,894,020	4,794,411	2,099,609	$1,531,075	12.9373	19,807,975	$4,021,656	1,853,697	2,167,959	$1,580,917	5.7986	9,167,104	0	0	1.0000	0	4,267,568	3,111,992	28,975,080
2090	6,478,870	4,794,411	1,684,459	$1,228,340	13.4263	16,492,057	$2,776,206	1,853,697	922,509	$672,711	5.9482	4,001,420	0	0	1.0000	0	2,606,968	1,901,051	20,493,476
2091	6,478,870	4,794,411	1,684,459	$1,228,340	13.9338	17,115,439	$2,776,206	1,853,697	922,509	$672,711	6.1017	4,104,681	0	0	1.0000	0	2,606,968	1,901,051	21,220,120
2092	6,496,336	4,794,411	1,701,925	$1,241,076	14.4605	17,946,582	$2,782,959	1,853,697	929,262	$677,635	6.2591	4,241,388	0	0	1.0000	0	2,631,187	1,918,712	22,187,970
2093	6,582,658	4,794,411	1,788,247	$1,304,023	15.0071	19,569,610	$3,087,569	1,853,697	1,233,871	$899,762	6.4206	5,777,015	0	0	1.0000	0	3,022,118	2,203,786	25,346,625
2094	6,478,870	4,794,411	1,684,459	$1,228,340	15.5744	19,130,653	$2,776,206	1,853,697	922,509	$672,711	6.5863	4,430,676	0	0	1.0000	0	2,606,968	1,901,051	23,561,329
2095	6,478,870	4,794,411	1,684,459	$1,228,340	16.1631	19,853,777	$2,776,206	1,853,697	922,509	$672,711	6.7562	4,544,970	0	0	1.0000	0	2,606,968	1,901,051	24,398,747
2096	6,600,124	4,794,411	1,805,713	$1,316,760	16.7741	22,087,464	$3,094,322	1,853,697	1,240,624	$904,687	6.9305	6,269,932	0	0	1.0000	0	3,046,337	2,221,447	28,357,396
2097	6,478,870	4,794,411	1,684,459	$1,228,340	17.4081	21,383,059	$2,776,206	1,853,697	922,509	$672,711	7.1093	4,782,504	0	0	1.0000	0	2,606,968	1,901,051	26,165,564
2098	6,478,870	4,794,411	1,684,459	$1,228,340	18.0662	22,191,430	$2,776,206	1,853,697	922,509	$672,711	7.2927	4,905,880	0	0	1.0000	0	2,606,968	1,901,051	27,097,309
2099	6,582,658	4,794,411	1,788,247	$1,304,023	18.7491	24,449,266	$3,087,569	1,853,697	1,233,871	$899,762	7.4809	6,731,033	0	0	1.0000	0	3,022,118	2,203,786	31,180,299
2100	6,582,658	4,794,411	1,788,247	$1,304,023	19.4578	25,373,428	$9,395,133	1,853,697	7,541,435	$5,499,358	7.6739	42,201,523	0	0	1.0000	0	9,329,682	6,803,381	67,574,951
2101	2,095,521	4,794,411	(2,698,890)	($1,968,082)	20.1933	(39,742,061)	$14,016,783	1,853,697	12,163,086	$8,869,553	7.8719	69,820,235	0	0	1.0000	0	9,464,196	6,901,471	30,078,174
	$866,870,717	$258,898,192	$607,972,525	$443,345,117		$1,477,804,506	$751,152,447	$100,099,659	$651,052,788	$474,760,063		$1,083,388,808	$0	$0		$0	$1,259,025,313	$918,105,180	$2,561,193,314

Xcel Energy
Nuclear Decommissioning Accrual
60-Year Decommissioning Period
DECON Method - No Recasking

Docket No. E002/M-20-___
Schedule E.10
Page 4 of 8

Prairie Island Unit 1

Factors	*2020*			*72.9219%*	*3.78%*						*2.58%*				*0.00%*				
2033	$23,781,625	$0	$23,781,625	$17,342,013	1.6199	$28,092,326	$10,730,370	$0	$10,730,370	$7,824,790	1.3926	$10,896,802	$1,250,000	$911,524	1.0000	$911,524	$35,761,995	$26,078,326	$39,900,652
2034	67,414,177	-	67,414,177	49,159,699	1.6811	82,642,369	37,794,295	-	37,794,295	27,560,318	1.4285	39,369,914	1,250,000	911,524	1.0000	911,524	106,458,472	77,631,540	122,923,807
2035	68,590,730	-	68,590,730	50,017,664	1.7446	87,260,816	77,836,646	-	77,836,646	56,759,961	1.4653	83,170,371	1,250,000	911,524	1.0000	911,524	147,677,376	107,689,149	171,342,711
2036	64,126,566	-	64,126,566	46,762,310	1.8106	84,667,839	79,805,408	-	79,805,408	58,195,619	1.5032	87,479,655	1,250,000	911,524	1.0000	911,524	145,181,973	105,869,453	173,059,018
2037	45,510,012	-	45,510,012	33,186,765	1.8790	62,357,932	66,379,691	-	66,379,691	48,405,332	1.5419	74,636,181	1,250,000	911,524	1.0000	911,524	113,139,703	82,503,621	137,905,637
2038	25,609,125	-	25,609,125	18,674,660	1.9501	36,417,455	43,408,012	-	43,408,012	31,653,947	1.5817	50,067,049	1,250,000	911,524	1.0000	911,524	70,267,137	51,240,132	87,396,028
2039	33,734,608	-	33,734,608	24,599,917	2.0238	49,785,312	14,198,587	-	14,198,587	10,353,879	1.6225	16,799,169	1,250,000	911,524	1.0000	911,524	49,183,194	35,865,320	67,496,004
2040	20,662,977	-	20,662,977	15,067,835	2.1003	31,646,974	9,470,300	-	9,470,300	6,905,922	1.6644	11,494,217	1,250,000	911,524	1.0000	911,524	31,383,276	22,885,281	44,052,715
2041	15,525,034	2,455,937	13,069,098	9,530,234	2.1797	20,773,052	11,497,122	1,626,430	9,870,693	7,197,897	1.7073	12,288,969	1,250,000	911,524	1.0000	911,524	24,189,791	17,639,655	33,973,545
2042	9,047,398	2,455,937	6,591,461	4,806,619	2.2620	10,872,572	6,564,040	1,626,430	4,937,611	3,600,600	1.7514	6,306,090	1,250,000	911,524	1.0000	911,524	12,779,072	9,318,742	18,090,185
2043	3,274,582	2,455,937	818,645	596,972	2.3475	1,401,391	2,167,718	1,626,430	541,289	394,718	1.7966	709,150	1,250,000	911,524	1.0000	911,524	2,609,934	1,903,214	3,022,065
2044	3,283,554	2,455,937	827,617	603,514	2.4363	1,470,341	2,177,082	1,626,430	550,652	401,546	1.8429	740,009	1,250,000	911,524	1.0000	911,524	2,628,269	1,916,584	3,121,874
2045	3,274,582	2,455,937	818,645	596,972	2.5284	1,509,383	2,167,718	1,626,430	541,289	394,718	1.8905	746,214	1,250,000	911,524	1.0000	911,524	2,609,934	1,903,214	3,167,122
2046	3,274,582	2,455,937	818,645	596,972	2.6239	1,566,394	2,167,718	1,626,430	541,289	394,718	1.9392	765,437	1,250,000	911,524	1.0000	911,524	2,609,934	1,903,214	3,243,355
2047	3,274,582	2,455,937	818,645	596,972	2.7231	1,625,614	2,167,718	1,626,430	541,289	394,718	1.9893	785,213	1,250,000	911,524	1.0000	911,524	2,609,934	1,903,214	3,322,350
2048	3,283,554	2,455,937	827,617	603,514	2.8261	1,705,591	2,177,082	1,626,430	550,652	401,546	2.0406	819,395	1,250,000	911,524	1.0000	911,524	2,628,269	1,916,584	3,436,509
2049	3,274,582	2,455,937	818,645	596,972	2.9329	1,750,858	2,167,718	1,626,430	541,289	394,718	2.0932	826,224	1,250,000	911,524	1.0000	911,524	2,609,934	1,903,214	3,488,606
2050	3,274,582	2,455,937	818,645	596,972	3.0438	1,817,063	2,167,718	1,626,430	541,289	394,718	2.1472	847,539	1,250,000	911,524	1.0000	911,524	2,609,934	1,903,214	3,576,125
2051	3,274,582	2,455,937	818,645	596,972	3.1588	1,885,714	2,167,718	1,626,430	541,289	394,718	2.2026	869,406	1,250,000	911,524	1.0000	911,524	2,609,934	1,903,214	3,666,644
2052	3,283,554	2,455,937	827,617	603,514	3.2782	1,978,439	2,177,082	1,626,430	550,652	401,546	2.2595	907,294	1,250,000	911,524	1.0000	911,524	2,628,269	1,916,584	3,797,257
2053	3,378,370	2,455,937	922,433	672,656	3.4021	2,288,441	2,479,081	1,626,430	852,651	621,769	2.3178	1,441,137	1,250,000	911,524	1.0000	911,524	3,025,084	2,205,949	4,641,103
2054	3,482,157	2,455,937	1,026,220	748,339	3.5307	2,642,162	2,790,443	1,626,430	1,164,014	848,821	2.3776	2,018,157	1,250,000	911,524	1.0000	911,524	3,440,234	2,508,684	5,571,842
2055	3,482,157	2,455,937	1,026,220	748,339	3.6642	2,742,065	2,790,443	1,626,430	1,164,014	848,821	2.4389	2,070,189	1,250,000	911,524	1.0000	911,524	3,440,234	2,508,684	5,723,778
2056	3,543,022	2,455,937	1,087,086	792,723	3.8027	3,014,489	2,955,488	1,626,430	1,329,059	969,175	2.5018	2,424,681	1,250,000	911,524	1.0000	911,524	3,666,144	2,673,422	6,350,695
2057	3,430,263	2,455,937	974,327	710,497	3.9464	2,803,907	2,634,762	1,626,430	1,008,332	735,295	2.5664	1,887,062	1,250,000	911,524	1.0000	911,524	3,232,659	2,357,316	5,602,493
2058	3,585,945	2,455,937	1,130,008	824,023	4.0956	3,374,869	3,101,806	1,626,430	1,475,376	1,075,872	2.6326	2,832,342	1,250,000	911,524	1.0000	911,524	3,855,384	2,811,419	7,118,735
2059	3,430,263	2,455,937	974,327	710,497	4.2504	3,019,898	2,634,762	1,626,430	1,008,332	735,295	2.7005	1,985,665	1,250,000	911,524	1.0000	911,524	3,232,659	2,357,316	5,917,087
2060	3,387,341	2,455,937	931,404	679,198	4.4111	2,996,009	2,488,444	1,626,430	862,015	628,598	2.7702	1,741,341	1,250,000	911,524	1.0000	911,524	3,043,419	2,219,319	5,648,874
2061	3,482,157	2,455,937	1,026,220	748,339	4.5778	3,425,748	2,790,443	1,626,430	1,164,014	848,821	2.8416	2,412,010	1,250,000	911,524	1.0000	911,524	3,440,234	2,508,684	6,749,281
2062	3,482,157	2,455,937	1,026,220	748,339	4.7509	3,555,286	2,790,443	1,626,430	1,164,014	848,821	2.9150	2,474,313	1,250,000	911,524	1.0000	911,524	3,440,234	2,508,684	6,941,122
2063	3,430,263	2,455,937	974,327	710,497	4.9305	3,503,108	2,634,762	1,626,430	1,008,332	735,295	2.9902	2,198,680	1,250,000	911,524	1.0000	911,524	3,232,659	2,357,316	6,613,311
2064	3,491,129	2,455,937	1,035,192	754,882	5.1168	3,862,578	2,799,807	1,626,430	1,173,377	855,649	3.0673	2,624,532	1,250,000	911,524	1.0000	911,524	3,458,569	2,522,054	7,398,634
2065	3,482,157	2,455,937	1,026,220	748,339	5.3103	3,973,907	2,790,443	1,626,430	1,164,014	848,821	3.1465	2,670,815	1,250,000	911,524	1.0000	911,524	3,440,234	2,508,684	7,556,245
2066	3,430,263	2,455,937	974,327	710,497	5.5110	3,915,552	2,634,762	1,626,430	1,008,332	735,295	3.2276	2,373,239	1,250,000	911,524	1.0000	911,524	3,232,659	2,357,316	7,200,314
2067	3,482,157	2,455,937	1,026,220	748,339	5.7193	4,279,977	2,790,443	1,626,430	1,164,014	848,821	3.3109	2,810,361	1,250,000	911,524	1.0000	911,524	3,440,234	2,508,684	8,001,862
2068	3,491,129	2,455,937	1,035,192	754,882	5.9355	4,480,599	2,799,807	1,626,430	1,173,377	855,649	3.3963	2,906,041	1,250,000	911,524	1.0000	911,524	3,458,569	2,522,054	8,298,164
2069	3,430,263	2,455,937	974,327	710,497	6.1598	4,376,522	2,634,762	1,626,430	1,008,332	735,295	3.4840	2,561,768	1,250,000	911,524	1.0000	911,524	3,232,659	2,357,316	7,849,815
2070	3,482,157	2,455,937	1,026,220	748,339	6.3927	4,783,909	2,790,443	1,626,430	1,164,014	848,821	3.5738	3,033,516	1,250,000	911,524	1.0000	911,524	3,440,234	2,508,684	8,728,949
2071	3,482,157	2,455,937	1,026,220	748,339	6.6343	4,964,708	2,790,443	1,626,430	1,164,014	848,821	3.6660	3,111,777	1,250,000	911,524	1.0000	911,524	3,440,234	2,508,684	8,988,009
2072	3,491,129	2,455,937	1,035,192	754,882	6.8851	5,197,435	2,799,807	1,626,430	1,173,377	855,649	3.7606	3,217,754	1,250,000	911,524	1.0000	911,524	3,458,569	2,522,054	9,326,712
2073	3,482,157	2,455,937	1,026,220	748,339	7.1454	5,347,184	2,790,443	1,626,430	1,164,014	848,821	3.8576	3,274,412	1,250,000	911,524	1.0000	911,524	3,440,234	2,508,684	9,533,120
2074	3,482,157	2,455,937	1,026,220	748,339	7.4155	5,549,311	2,790,443	1,626,430	1,164,014	848,821	3.9572	3,358,954	1,250,000	911,524	1.0000	911,524	3,440,234	2,508,684	9,819,789
2075	3,841,900	2,455,937	1,385,963	1,010,671	7.6958	7,777,920	3,869,672	1,626,430	2,243,243	1,635,815	4.0593	6,640,265	1,250,000	911,524	1.0000	911,524	4,879,206	3,558,010	15,329,709
2076	3,491,129	2,455,937	1,035,192	754,882	7.9867	6,029,012	2,799,807	1,626,430	1,173,377	855,649	4.1640	3,562,923	1,250,000	911,524	1.0000	911,524	3,458,569	2,522,054	10,503,459
2077	3,482,157	2,455,937	1,026,220	748,339	8.2886	6,202,686	14,572,953	1,626,430	12,946,523	9,440,851	4.2714	40,325,650	1,250,000	911,524	1.0000	911,524	15,222,744	11,100,714	47,439,859
2078	885,735	2,455,937	(1,570,201)	(1,145,021)	8.6019	(9,849,354)	5,663,185	1,626,430	4,036,755	2,943,679	4.3816	12,898,022	0	0	1.0000	0	2,466,554	1,798,658	3,048,669
	$494,816,858	$93,325,595	$401,491,262	$292,775,057		$605,485,367	$466,797,843	$61,804,324	$404,993,520	$295,328,970		$519,379,902	$56,250,000	$41,018,569		$41,018,569	$862,734,782	$629,122,595	$1,165,883,838

Xcel Energy
Nuclear Decommissioning Accrual
60-Year Decommissioning Period
DECON Method - No Recasking

Docket No. E002/M-20-___
Schedule E.10
Page 5 of 8

Prairie Island Unit 2

Factors	*2020*			*72.9219%*	*3.78%*						*2.58%*				*0.00%*				
2034	$8,345,549	$0	$8,345,549	$6,085,733	1.6811	$10,230,726	$4,974,446	$0	$4,974,446	$3,627,461	1.4285	$5,181,828	$1,250,000	$911,524	1.0000	$911,524	$14,569,995	$10,624,717	$16,324,077
2035	49,894,469	-	49,894,469	36,383,994	1.7446	63,475,517	37,951,792	-	37,951,792	27,675,168	1.4653	40,552,423	1,250,000	911,524	1.0000	911,524	89,096,260	64,970,686	104,939,464
2036	67,020,055	-	67,020,055	48,872,297	1.8106	88,488,181	73,632,736	-	73,632,736	53,694,390	1.5032	80,713,407	1,250,000	911,524	1.0000	911,524	141,902,791	103,478,211	170,113,112
2037	75,245,310	-	75,245,310	54,870,310	1.8790	103,101,312	91,562,609	-	91,562,609	66,769,194	1.5419	102,951,421	1,250,000	911,524	1.0000	911,524	168,057,919	122,551,028	206,964,256
2038	82,427,075	-	82,427,075	60,107,389	1.9501	117,215,420	102,382,218	-	102,382,218	74,659,059	1.5817	118,088,233	1,250,000	911,524	1.0000	911,524	186,059,293	135,677,971	236,215,176
2039	39,073,086	-	39,073,086	28,492,837	2.0238	57,663,803	15,617,110	-	15,617,110	11,388,293	1.6225	18,477,506	1,250,000	911,524	1.0000	911,524	55,940,196	40,792,654	77,052,832
2040	24,821,306	-	24,821,306	18,100,168	2.1003	38,015,782	14,363,430	-	14,363,430	10,474,086	1.6644	17,433,069	1,250,000	911,524	1.0000	911,524	40,434,736	29,485,778	56,360,375
2041	18,294,168	-	18,294,168	13,340,455	2.1797	29,078,189	18,969,757	-	18,969,757	13,833,107	1.7073	23,617,263	1,250,000	911,524	1.0000	911,524	38,513,924	28,085,085	53,606,976
2042	10,352,305	2,462,665	7,889,639	5,753,275	2.2620	13,013,908	10,085,391	1,630,886	8,454,506	6,165,186	1.7514	10,797,707	1,250,000	911,524	1.0000	911,524	17,594,145	12,829,985	24,723,139
2043	3,274,582	2,462,665	811,917	592,065	2.3475	1,389,873	2,167,718	1,630,886	536,833	391,469	1.7966	703,313	1,250,000	911,524	1.0000	911,524	2,598,750	1,895,058	3,004,709
2044	3,283,554	2,462,665	820,888	598,607	2.4363	1,458,387	2,177,082	1,630,886	546,196	398,297	1.8429	734,021	1,250,000	911,524	1.0000	911,524	2,617,085	1,908,428	3,103,932
2045	3,274,582	2,462,665	811,917	592,065	2.5284	1,496,977	2,167,718	1,630,886	536,833	391,469	1.8905	740,071	1,250,000	911,524	1.0000	911,524	2,598,750	1,895,058	3,148,573
2046	3,274,582	2,462,665	811,917	592,065	2.6239	1,553,520	2,167,718	1,630,886	536,833	391,469	1.9392	759,136	1,250,000	911,524	1.0000	911,524	2,598,750	1,895,058	3,224,179
2047	3,274,582	2,462,665	811,917	592,065	2.7231	1,612,253	2,167,718	1,630,886	536,833	391,469	1.9893	778,749	1,250,000	911,524	1.0000	911,524	2,598,750	1,895,058	3,302,525
2048	3,283,554	2,462,665	820,888	598,607	2.8261	1,691,724	2,177,082	1,630,886	546,196	398,297	2.0406	812,764	1,250,000	911,524	1.0000	911,524	2,617,085	1,908,428	3,416,012
2049	3,274,582	2,462,665	811,917	592,065	2.9329	1,736,468	2,167,718	1,630,886	536,833	391,469	2.0932	819,422	1,250,000	911,524	1.0000	911,524	2,598,750	1,895,058	3,467,414
2050	3,274,582	2,462,665	811,917	592,065	3.0438	1,802,128	2,167,718	1,630,886	536,833	391,469	2.1472	840,561	1,250,000	911,524	1.0000	911,524	2,598,750	1,895,058	3,554,213
2051	3,274,582	2,462,665	811,917	592,065	3.1588	1,870,215	2,167,718	1,630,886	536,833	391,469	2.2026	862,249	1,250,000	911,524	1.0000	911,524	2,598,750	1,895,058	3,643,988
2052	3,283,554	2,462,665	820,888	598,607	3.2782	1,962,354	2,177,082	1,630,886	546,196	398,297	2.2595	899,952	1,250,000	911,524	1.0000	911,524	2,617,085	1,908,428	3,773,830
2053	3,378,370	2,462,665	915,704	667,749	3.4021	2,271,749	2,479,081	1,630,886	848,195	618,520	2.3178	1,433,606	1,250,000	911,524	1.0000	911,524	3,013,900	2,197,793	4,616,878
2054	3,482,157	2,462,665	1,019,492	743,433	3.5307	2,624,838	2,790,443	1,630,886	1,159,558	845,572	2.3776	2,010,431	1,250,000	911,524	1.0000	911,524	3,429,050	2,500,528	5,546,793
2055	3,482,157	2,462,665	1,019,492	743,433	3.6642	2,724,086	2,790,443	1,630,886	1,159,558	845,572	2.4389	2,062,264	1,250,000	911,524	1.0000	911,524	3,429,050	2,500,528	5,697,874
2056	3,543,022	2,462,665	1,080,357	787,817	3.8027	2,995,831	2,955,488	1,630,886	1,324,603	965,925	2.5018	2,416,552	1,250,000	911,524	1.0000	911,524	3,654,960	2,665,266	6,323,907
2057	3,430,263	2,462,665	967,598	705,591	3.9464	2,784,544	2,634,762	1,630,886	1,003,876	732,046	2.5664	1,878,722	1,250,000	911,524	1.0000	911,524	3,221,475	2,349,160	5,574,790
2058	3,585,945	2,462,665	1,123,279	819,117	4.0956	3,354,774	3,101,806	1,630,886	1,470,920	1,072,623	2.6326	2,823,787	1,250,000	911,524	1.0000	911,524	3,844,200	2,803,263	7,090,085
2059	3,430,263	2,462,665	967,598	705,591	4.2504	2,999,043	2,634,762	1,630,886	1,003,876	732,046	2.7005	1,976,890	1,250,000	911,524	1.0000	911,524	3,221,475	2,349,160	5,887,457
2060	3,387,341	2,462,665	924,676	674,291	4.4111	2,974,365	2,488,444	1,630,886	857,559	625,348	2.7702	1,732,340	1,250,000	911,524	1.0000	911,524	3,032,235	2,211,163	5,618,229
2061	3,482,157	2,462,665	1,019,492	743,433	4.5778	3,403,286	2,790,443	1,630,886	1,159,558	845,572	2.8416	2,402,776	1,250,000	911,524	1.0000	911,524	3,429,050	2,500,528	6,717,586
2062	3,482,157	2,462,665	1,019,492	743,433	4.7509	3,531,975	2,790,443	1,630,886	1,159,558	845,572	2.9150	2,464,841	1,250,000	911,524	1.0000	911,524	3,429,050	2,500,528	6,908,339
2063	3,430,263	2,462,665	967,598	705,591	4.9305	3,478,916	2,634,762	1,630,886	1,003,876	732,046	2.9902	2,188,963	1,250,000	911,524	1.0000	911,524	3,221,475	2,349,160	6,579,403
2064	3,491,129	2,462,665	1,028,463	749,975	5.1168	3,837,472	2,799,807	1,630,886	1,168,921	852,400	3.0673	2,614,565	1,250,000	911,524	1.0000	911,524	3,447,385	2,513,898	7,363,561
2065	3,482,157	2,462,665	1,019,492	743,433	5.3103	3,947,851	2,790,443	1,630,886	1,159,558	845,572	3.1465	2,660,591	1,250,000	911,524	1.0000	911,524	3,429,050	2,500,528	7,519,966
2066	3,430,263	2,462,665	967,598	705,591	5.5110	3,888,511	2,634,762	1,630,886	1,003,876	732,046	3.2276	2,362,751	1,250,000	911,524	1.0000	911,524	3,221,475	2,349,160	7,162,786
2067	3,482,157	2,462,665	1,019,492	743,433	5.7193	4,251,915	2,790,443	1,630,886	1,159,558	845,572	3.3109	2,799,603	1,250,000	911,524	1.0000	911,524	3,429,050	2,500,528	7,963,042
2068	3,491,129	2,462,665	1,028,463	749,975	5.9355	4,451,476	2,799,807	1,630,886	1,168,921	852,400	3.3963	2,895,005	1,250,000	911,524	1.0000	911,524	3,447,385	2,513,898	8,258,005
2069	3,430,263	2,462,665	967,598	705,591	6.1598	4,346,299	2,634,762	1,630,886	1,003,876	732,046	3.4840	2,550,448	1,250,000	911,524	1.0000	911,524	3,221,475	2,349,160	7,808,270
2070	3,482,157	2,462,665	1,019,492	743,433	6.3927	4,752,543	2,790,443	1,630,886	1,159,558	845,572	3.5738	3,021,904	1,250,000	911,524	1.0000	911,524	3,429,050	2,500,528	8,685,970
2071	3,482,157	2,462,665	1,019,492	743,433	6.6343	4,932,156	2,790,443	1,630,886	1,159,558	845,572	3.6660	3,099,865	1,250,000	911,524	1.0000	911,524	3,429,050	2,500,528	8,943,545
2072	3,491,129	2,462,665	1,028,463	749,975	6.8851	5,163,652	2,799,807	1,630,886	1,168,921	852,400	3.7606	3,205,534	1,250,000	911,524	1.0000	911,524	3,447,385	2,513,898	9,280,710
2073	3,482,157	2,462,665	1,019,492	743,433	7.1454	5,312,124	2,790,443	1,630,886	1,159,558	845,572	3.8576	3,261,877	1,250,000	911,524	1.0000	911,524	3,429,050	2,500,528	9,485,525
2074	3,482,157	2,462,665	1,019,492	743,433	7.4155	5,512,926	2,790,443	1,630,886	1,159,558	845,572	3.9572	3,346,096	1,250,000	911,524	1.0000	911,524	3,429,050	2,500,528	9,770,545
2075	3,841,900	2,462,665	1,379,235	1,005,764	7.6958	7,740,160	3,869,672	1,630,886	2,238,787	1,632,566	4.0593	6,627,074	1,250,000	911,524	1.0000	911,524	4,868,021	3,549,854	15,278,758
2076	3,491,129	2,462,665	1,028,463	749,975	7.9867	5,989,825	2,799,807	1,630,886	1,168,921	852,400	4.1640	3,549,392	1,250,000	911,524	1.0000	911,524	3,447,385	2,513,898	10,450,741
2077	3,482,157	2,462,665	1,019,492	743,433	8.2886	6,162,017	14,572,953	1,630,886	12,942,067	9,437,601	4.2714	40,311,770	1,250,000	911,524	1.0000	911,524	15,211,559	11,092,558	47,385,311
2078	885,735	2,462,665	(1,576,930)	(1,149,927)	8.6019	(9,891,560)	5,663,185	1,630,886	4,032,299	2,940,429	4.3816	12,883,785	0	0	1.0000	-	2,455,369	1,790,502	2,992,225
	$496,287,928	$91,118,616	$405,169,311	$295,457,160		$630,397,510	$478,652,862	$60,342,765	$418,310,097	$305,039,670		$544,344,527	$55,000,000	$40,107,045		$40,107,045	$878,479,408	$640,603,875	$1,214,849,082
	$1,857,975,502	$443,342,403	$1,414,633,099	$1,031,577,334		$2,713,687,383	$1,696,603,153	$222,246,748	$1,474,356,405	$1,075,128,703		$2,147,113,237	$111,250,000	$81,125,614		$81,125,614	$3,000,239,503	$2,187,831,650	$4,941,926,234

Xcel Energy
Nuclear Decommissioning Accrual
60-Year Decommissioning Period
DECON Method - No Recasking

Docket No. E002/M-20-___
Schedule E.10
Page 6 of 8

EXTERNAL FUND CALCULATION

Monticello

External Levelized

	Beginning Balance	Assumed Interest	Decommissioning Payment	Annuity	Ending Balance
2020	$757,935,327	$14,997,283	$0	$6,696,113	$779,628,722
2021	779,628,722	30,884,962	-	8,507,110	819,020,794
2022	819,020,794	32,311,630	-	2,142,669	853,475,093
2023	853,475,093	33,669,129	-	2,142,669	889,286,891
2024	889,286,891	35,080,114	-	2,142,669	926,509,675
2025	926,509,675	36,546,692	-	2,142,669	965,199,035
2026	965,199,035	38,071,053	-	2,142,669	1,005,412,757
2027	1,005,412,757	39,655,473	-	2,142,669	1,047,210,899
2028	1,047,210,899	41,302,320	-	2,142,669	1,090,655,889
2029	1,090,655,889	43,014,053	-	2,142,669	1,135,812,610
2030	1,135,812,610	44,793,227	-	2,142,669	1,182,748,507
2031	1,182,748,507	46,642,502	-	2,142,669	1,231,533,678
2032	1,231,533,678	48,564,637	-	2,142,669	1,282,240,984
2033	1,282,240,984	50,562,505	-	2,142,669	1,334,946,159
2034	1,334,946,159	52,639,089	-	2,142,669	1,389,727,917
2035	1,389,727,917	54,797,491	-	2,142,669	1,446,668,077
2036	1,446,668,077	57,040,933	-	2,142,669	1,505,851,679
2037	1,505,851,679	59,372,767	-	2,142,669	1,567,367,114
2038	1,567,367,114	61,796,475	-	2,142,669	1,631,306,258
2039	1,631,306,258	64,315,677	-	2,142,669	1,697,764,605
2040	1,697,764,605	51,806,327	(46,107,404)	1,607,002	1,705,070,529
2041	1,705,070,529	52,004,651	(181,367,069)	-	1,575,708,111
2042	1,575,708,111	48,059,097	(306,941,049)	-	1,316,826,160
2043	1,316,826,160	40,163,198	(363,237,291)	-	993,752,067
2044	993,752,067	30,309,438	(350,340,524)	-	673,720,981
2045	673,720,981	20,548,490	(128,900,685)	-	565,368,786
2046	565,368,786	17,243,748	(91,746,597)	-	490,865,937
2047	490,865,937	14,971,411	(86,271,603)	-	419,565,745
2048	419,565,745	12,796,755	(9,024,973)	-	423,337,526
2049	423,337,526	12,911,795	(4,434,315)	-	431,815,006
2050	431,815,006	13,170,358	(15,787,223)	-	429,198,141
2051	429,198,141	13,090,543	(16,280,110)	-	426,008,574
2052	426,008,574	12,993,261	(22,121,654)	-	416,880,181
2053	416,880,181	12,714,846	(26,828,284)	-	402,766,743
2054	402,766,743	12,284,386	(19,256,811)	-	395,794,317
2055	395,794,317	12,071,727	(27,064,248)	-	380,801,796
2056	380,801,796	11,614,455	(30,929,054)	-	361,487,196
2057	361,487,196	11,025,359	(5,692,582)	-	366,819,974
2058	366,819,974	11,188,009	(5,894,061)	-	372,113,922
2059	372,113,922	11,349,475	(6,102,752)	-	377,360,645
2060	377,360,645	11,509,500	(6,388,870)	-	382,481,275
2061	382,481,275	11,665,679	(6,543,014)	-	387,603,940
2062	387,603,940	11,821,920	(6,775,250)	-	392,650,610
2063	392,650,610	11,975,844	(7,015,781)	-	397,610,672
2064	397,610,672	12,127,126	(7,345,156)	-	402,392,642
2065	402,392,642	12,272,976	(7,523,216)	-	407,142,402
2066	407,142,402	12,417,843	(7,790,697)	-	411,769,548
2067	411,769,548	12,558,971	(8,067,919)	-	416,260,600
2068	416,260,600	12,695,948	(8,447,505)	-	420,509,044
2069	420,509,044	12,825,526	(8,652,807)	-	424,681,763
2070	424,681,763	12,952,794	(8,961,281)	-	428,673,275
2071	428,673,275	13,074,535	(9,280,852)	-	432,466,958
2072	432,466,958	13,190,242	(9,718,309)	-	435,938,891
2073	435,938,891	13,296,136	(9,955,363)	-	439,279,664
2074	439,279,664	13,398,030	(10,311,083)	-	442,366,611
2075	442,366,611	13,492,182	(10,679,675)	-	445,179,118
2076	445,179,118	13,577,963	(11,183,871)	-	447,573,210
2077	447,573,210	13,650,983	(11,457,493)	-	449,766,700
2078	449,766,700	13,717,884	(20,097,098)	-	443,387,486
2079	443,387,486	13,523,318	(22,469,810)	-	434,440,994
2080	434,440,994	13,250,450	(21,614,321)	-	426,077,123
2081	426,077,123	12,995,352	(22,197,930)	-	416,874,546
2082	416,874,546	12,714,674	(22,947,195)	-	406,642,025
2083	406,642,025	12,402,582	(25,636,365)	-	393,408,241
2084	393,408,241	11,998,951	(24,686,915)	-	380,720,278
2085	380,720,278	11,611,968	(25,355,029)	-	366,977,218
2086	366,977,218	11,192,805	(26,214,112)	-	351,955,911
2087	351,955,911	10,734,655	(29,263,376)	-	333,427,191
2088	333,427,191	10,169,529	(43,647,693)	-	299,949,027
2089	299,949,027	9,148,445	(28,975,080)	-	280,122,393
2090	280,122,393	8,543,733	(20,493,476)	-	268,172,650
2091	268,172,650	8,179,266	(21,220,120)	-	255,131,796
2092	255,131,796	7,781,520	(22,187,970)	-	240,725,346
2093	240,725,346	7,342,123	(25,346,625)	-	222,720,844
2094	222,720,844	6,792,986	(23,561,329)	-	205,952,500
2095	205,952,500	6,281,551	(24,398,747)	-	187,835,305
2096	187,835,305	5,728,977	(28,357,396)	-	165,206,885
2097	165,206,885	5,038,810	(26,165,564)	-	144,080,132
2098	144,080,132	4,394,444	(27,097,309)	-	121,377,266
2099	121,377,266	3,702,007	(31,180,299)	-	93,898,974
2100	93,898,974	2,863,919	(67,574,951)	-	29,187,941
2101	29,187,941	890,232	(30,078,174)	-	(0)

Xcel Energy
Nuclear Decommissioning Accrual
60-Year Decommissioning Period
DECON Method - No Recasking

Docket No. E002/M-20-___
Schedule E.10
Page 7 of 8

Prairie Island Unit 1

External Levelized

	Beginning Balance	Assumed Interest	Decommissioning Payment	Annuity	Ending Balance
2020	$437,068,622	$8,763,473	$0	$24,632	$445,856,727
2021	445,856,727	18,127,469	-	12,399,703	476,383,899
2022	476,383,899	19,338,001	-	11,721,046	507,442,946
2023	507,442,946	20,583,469	-	11,721,046	539,747,461
2024	539,747,461	21,878,880	-	11,721,046	573,347,387
2025	573,347,387	23,226,237	-	11,721,046	608,294,670
2026	608,294,670	24,627,623	-	11,721,046	644,643,339
2027	644,643,339	26,085,205	-	11,721,046	682,449,590
2028	682,449,590	27,601,236	-	11,721,046	721,771,872
2029	721,771,872	29,178,059	-	11,721,046	762,670,976
2030	762,670,976	30,818,113	-	11,721,046	805,210,136
2031	805,210,136	32,523,933	-	11,721,046	849,455,115
2032	849,455,115	34,298,157	-	11,721,046	895,474,318
2033	895,474,318	25,183,224	(39,900,652)	7,853,101	888,609,991
2034	888,609,991	24,881,080	(122,923,807)	-	790,567,263
2035	790,567,263	22,135,883	(171,342,711)	-	641,360,436
2036	641,360,436	17,958,092	(173,059,018)	-	486,259,510
2037	486,259,510	13,615,266	(137,905,637)	-	361,969,139
2038	361,969,139	10,135,136	(87,396,028)	-	284,708,248
2039	284,708,248	7,971,831	(67,496,004)	-	225,184,074
2040	225,184,074	6,305,154	(44,052,715)	-	187,436,513
2041	187,436,513	5,248,222	(33,973,545)	-	158,711,191
2042	158,711,191	4,443,913	(18,090,185)	-	145,064,919
2043	145,064,919	4,061,818	(3,022,065)	-	146,104,671
2044	146,104,671	4,090,931	(3,121,874)	-	147,073,728
2045	147,073,728	4,118,064	(3,167,122)	-	148,024,671
2046	148,024,671	4,144,691	(3,243,355)	-	148,926,006
2047	148,926,006	4,169,928	(3,322,350)	-	149,773,584
2048	149,773,584	4,193,660	(3,436,509)	-	150,530,735
2049	150,530,735	4,214,861	(3,488,606)	-	151,256,990
2050	151,256,990	4,235,196	(3,576,125)	-	151,916,061
2051	151,916,061	4,253,650	(3,666,644)	-	152,503,066
2052	152,503,066	4,270,086	(3,797,257)	-	152,975,896
2053	152,975,896	4,283,325	(4,641,103)	-	152,618,118
2054	152,618,118	4,273,307	(5,571,842)	-	151,319,583
2055	151,319,583	4,236,948	(5,723,778)	-	149,832,754
2056	149,832,754	4,195,317	(6,350,695)	-	147,677,376
2057	147,677,376	4,134,967	(5,602,493)	-	146,209,850
2058	146,209,850	4,093,876	(7,118,735)	-	143,184,991
2059	143,184,991	4,009,180	(5,917,087)	-	141,277,084
2060	141,277,084	3,955,758	(5,648,874)	-	139,583,968
2061	139,583,968	3,908,351	(6,749,281)	-	136,743,038
2062	136,743,038	3,828,805	(6,941,122)	-	133,630,721
2063	133,630,721	3,741,660	(6,613,311)	-	130,759,070
2064	130,759,070	3,661,254	(7,398,634)	-	127,021,690
2065	127,021,690	3,556,607	(7,556,245)	-	123,022,052
2066	123,022,052	3,444,617	(7,200,314)	-	119,266,355
2067	119,266,355	3,339,458	(8,001,862)	-	114,603,951
2068	114,603,951	3,208,911	(8,298,164)	-	109,514,698
2069	109,514,698	3,066,412	(7,849,815)	-	104,731,295
2070	104,731,295	2,932,476	(8,728,949)	-	98,934,822
2071	98,934,822	2,770,175	(8,988,009)	-	92,716,988
2072	92,716,988	2,596,076	(9,326,712)	-	85,986,351
2073	85,986,351	2,407,618	(9,533,120)	-	78,860,849
2074	78,860,849	2,208,104	(9,819,789)	-	71,249,164
2075	71,249,164	1,994,977	(15,329,709)	-	57,914,432
2076	57,914,432	1,621,604	(10,503,459)	-	49,032,578
2077	49,032,578	1,372,912	(47,439,859)	-	2,965,631
2078	2,965,631	83,038	(3,048,669)	-	0

Xcel Energy
Nuclear Decommissioning Accrual
60-Year Decommissioning Period
DECON Method - No Recasking

Docket No. E002/M-20-___
Schedule E.10
Page 8 of 8

Prairie Island Unit 2

External Levelized

	Beginning Balance	Assumed Interest	Decommissioning Payment	Annuity	Ending Balance
2020	$487,163,479	$9,697,485	$0	$294,670	$497,155,635
2021	497,155,635	19,916,375	-	6,511,608	523,583,618
2022	523,583,618	20,985,054	-	7,358,104	551,926,777
2023	551,926,777	22,113,112	-	7,358,104	581,397,993
2024	581,397,993	23,286,066	-	7,358,104	612,042,164
2025	612,042,164	24,505,704	-	7,358,104	643,905,972
2026	643,905,972	25,773,884	-	7,358,104	677,037,960
2027	677,037,960	27,092,537	-	7,358,104	711,488,602
2028	711,488,602	28,463,673	-	7,358,104	747,310,379
2029	747,310,379	29,889,379	-	7,358,104	784,557,862
2030	784,557,862	31,371,829	-	7,358,104	823,287,796
2031	823,287,796	32,913,281	-	7,358,104	863,559,180
2032	863,559,180	34,516,082	-	7,358,104	905,433,366
2033	905,433,366	36,182,674	-	7,358,104	948,974,145
2034	948,974,145	25,895,155	(16,324,077)	6,107,226	964,652,449
2035	964,652,449	26,238,547	(104,939,464)	-	885,951,532
2036	885,951,532	24,097,882	(170,113,112)	-	739,936,301
2037	739,936,301	20,126,267	(206,964,256)	-	553,098,312
2038	553,098,312	15,044,274	(236,215,176)	-	331,927,410
2039	331,927,410	9,028,426	(77,052,832)	-	263,903,004
2040	263,903,004	7,178,162	(56,360,375)	-	214,720,790
2041	214,720,790	5,840,405	(53,606,976)	-	166,954,219
2042	166,954,219	4,541,155	(24,723,139)	-	146,772,235
2043	146,772,235	3,992,205	(3,004,709)	-	147,759,731
2044	147,759,731	4,019,065	(3,103,932)	-	148,674,864
2045	148,674,864	4,043,956	(3,148,573)	-	149,570,248
2046	149,570,248	4,068,311	(3,224,179)	-	150,414,379
2047	150,414,379	4,091,271	(3,302,525)	-	151,203,125
2048	151,203,125	4,112,725	(3,416,012)	-	151,899,838
2049	151,899,838	4,131,676	(3,467,414)	-	152,564,100
2050	152,564,100	4,149,744	(3,554,213)	-	153,159,630
2051	153,159,630	4,165,942	(3,643,988)	-	153,681,584
2052	153,681,584	4,180,139	(3,773,830)	-	154,087,894
2053	154,087,894	4,191,191	(4,616,878)	-	153,662,206
2054	153,662,206	4,179,612	(5,546,793)	-	152,295,026
2055	152,295,026	4,142,425	(5,697,874)	-	150,739,576
2056	150,739,576	4,100,116	(6,323,907)	-	148,515,785
2057	148,515,785	4,039,629	(5,574,790)	-	146,980,625
2058	146,980,625	3,997,873	(7,090,085)	-	143,888,413
2059	143,888,413	3,913,765	(5,887,457)	-	141,914,721
2060	141,914,721	3,860,080	(5,618,229)	-	140,156,572
2061	140,156,572	3,812,259	(6,717,586)	-	137,251,245
2062	137,251,245	3,733,234	(6,908,339)	-	134,076,139
2063	134,076,139	3,646,871	(6,579,403)	-	131,143,607
2064	131,143,607	3,567,106	(7,363,561)	-	127,347,153
2065	127,347,153	3,463,843	(7,519,966)	-	123,291,030
2066	123,291,030	3,353,516	(7,162,786)	-	119,481,760
2067	119,481,760	3,249,904	(7,963,042)	-	114,768,622
2068	114,768,622	3,121,707	(8,258,005)	-	109,632,324
2069	109,632,324	2,981,999	(7,808,270)	-	104,806,053
2070	104,806,053	2,850,725	(8,685,970)	-	98,970,808
2071	98,970,808	2,692,006	(8,943,545)	-	92,719,269
2072	92,719,269	2,521,964	(9,280,710)	-	85,960,523
2073	85,960,523	2,338,126	(9,485,525)	-	78,813,124
2074	78,813,124	2,143,717	(9,770,545)	-	71,186,296
2075	71,186,296	1,936,267	(15,278,758)	-	57,843,805
2076	57,843,805	1,573,351	(10,450,741)	-	48,966,416
2077	48,966,416	1,331,887	(47,385,311)	-	2,912,991
2078	2,912,991	79,233	(2,992,225)	-	0

Xcel Energy
Nuclear Decommissioning Accrual
100-Year Decommissioning Period
DECON Method

Proposed

2022 ACCRUAL COMPARISON

	Present	Proposed	Difference
Monticello	$8,507,110	$26,877,367	$18,370,257
Prairie Island Unit 1	12,399,703	29,514,299	17,114,596
Prairie Island Unit 2	6,511,608	23,764,067	17,252,459
TOTAL	$27,418,421	$80,155,734	$52,737,313

Xcel Energy
Nuclear Decommissioning Accrual
100-Year Decommissioning Period
DECON Method

Docket No. E002/M-20-___
Schedule E.11
Page 2 of 17

Proposed

2022 MN RETAIL SUMMARY

	Remaining Life (yrs)	Operational Earnings Rate	Post-Shutdown Earnings Rate	Market Value Balance 6/30/2020	Book Value 6/30/2020	Unrealized Gain/Loss 6/30/2020	Tax-Effect Adjustment	Tax-Adjusted Fund Balance 6/30/2020	2022-2024 Decommissioning Accrual
Monticello	19.67	3.96%	3.64%	$814,968,100	$610,109,002	$204,859,098	$57,032,773	$757,935,327	**$ 26,877,367**
Prairie Island Unit 1	13.25	4.02%	3.56%	471,960,960	346,629,286	125,331,674	34,892,338	437,068,622	**29,514,299**
Prairie Island Unit 2	14.42	3.99%	3.54%	526,255,835	385,837,890	140,417,945	39,092,356	487,163,479	**23,764,067**
TOTAL DECOMMISSIONING ACCRUAL				**$1,813,184,895**	**$1,342,576,178**	**$470,608,717**	**$131,017,467**	**$1,682,167,428**	**$80,155,734**

INPUT DATA

Escalation Rate (Labor)	3.78%
Escalation Rate (Non-Labor)	2.58%
Escalation Rate (PIIC)	0.00%
Jurisdictional Factor	72.9219%
Tax Rate for tax-effect adjustment	27.84%

Xcel Energy
Nuclear Decommissioning Accrual
100-Year Decommissioning Period
DECON Method

Docket No. E002/M-20-___
Schedule E.11
Page 3 of 17

Proposed

AMOUNT TO RECOVER

	LABOR						NON-LABOR						PIIC Payment						
	Cost Estimate Nominal $s	DOE Reimbursement Estimate Nominal $s	Adjusted Estimate Nominal $s	Jurisdictional Cost in Nominal $s	Escalation Factor	Jurisdictional Cost in Future $'s	Cost Estimate Nominal $s	DOE Reimbursement Estimate Nominal $s	Adjusted Estimate Nominal $s	Jurisdictional Cost in Nominal $s	Escalation Factor	Jurisdictional Cost in Future $'s	Cost Estimate Nominal $s	Jurisdictional Cost in Nominal $s	Escalation Factor	Jurisdictional Cost in Future $'s	Total Cost Estimate Nominal $s	Total Jurisdictional Cost in Nominal $s	Total Jurisdictional Cost in Future $'s
Monticello																			
Factors	*2020*			*72.9219%*	*3.78%*						*2.58%*				*0.00%*				
2040	$22,675,886	$0	$22,675,886	$16,535,687	2.1003	$34,729,903	$9,374,135	$0	$9,374,135	$6,835,797	1.6644	$11,377,501	$0	$0	1.0000	$0	$32,050,021	$23,371,484	$46,107,404
2041	77,873,473	-	77,873,473	56,786,816	2.1797	123,778,223	48,081,975	-	48,081,975	35,062,290	1.7073	59,861,847	0	0	1.0000	0	125,955,448	91,849,106	183,640,070
2042	86,878,179	-	86,878,179	63,353,219	2.2620	143,304,981	136,457,474	-	136,457,474	99,507,383	1.7514	174,277,230	0	0	1.0000	0	223,335,652	162,860,601	317,582,210
2043	97,067,842	-	97,067,842	70,783,715	2.3475	166,164,770	156,074,917	-	156,074,917	113,812,795	1.7966	204,476,067	0	0	1.0000	0	253,142,759	184,596,509	370,640,837
2044	97,811,957	-	97,811,957	71,326,337	2.4363	173,772,356	131,387,082	-	131,387,082	95,809,956	1.8429	176,568,169	0	0	1.0000	0	229,199,039	167,136,294	350,340,524
2045	52,997,679	-	52,997,679	38,646,914	2.5284	97,714,858	22,621,563	-	22,621,563	16,496,074	1.8905	31,185,827	0	0	1.0000	0	75,619,242	55,142,988	128,900,685
2046	37,374,011	-	37,374,011	27,253,839	2.6239	71,511,349	18,500,781	-	18,500,781	13,491,121	1.9392	26,161,982	0	0	1.0000	0	55,874,793	40,744,960	97,673,331
2047	32,437,139	-	32,437,139	23,653,778	2.7231	64,411,604	20,006,249	-	20,006,249	14,588,937	1.9893	29,021,772	0	0	1.0000	0	52,443,388	38,242,715	93,433,376
2048	8,502,035	5,823,411	2,678,624	1,953,303	2.8261	5,520,230	4,670,660	1,843,649	2,827,011	2,061,510	2.0406	4,206,717	0	0	1.0000	0	5,505,635	4,014,813	9,726,948
2049	7,761,334	5,823,411	1,937,923	1,413,170	2.9329	4,144,687	2,505,486	1,843,649	661,836	482,624	2.0932	1,010,228	0	0	1.0000	0	2,599,760	1,895,794	5,154,915
2050	9,380,178	5,823,411	3,556,766	2,593,662	3.0438	7,894,587	7,362,016	1,843,649	5,518,367	4,024,098	2.1472	8,640,543	0	0	1.0000	0	9,075,133	6,617,760	16,535,130
2051	9,380,178	5,823,411	3,556,766	2,593,662	3.1588	8,192,859	7,362,016	1,843,649	5,518,367	4,024,098	2.2026	8,863,478	0	0	1.0000	0	9,075,133	6,617,760	17,056,336
2052	9,401,392	5,823,411	3,577,981	2,609,132	3.2782	8,553,256	7,368,732	1,843,649	5,525,083	4,028,996	2.2595	9,103,516	0	0	1.0000	0	9,103,064	6,638,127	17,656,772
2053	9,380,178	5,823,411	3,556,766	2,593,662	3.4021	8,823,896	7,362,016	1,843,649	5,518,367	4,024,098	2.3178	9,327,054	0	0	1.0000	0	9,075,133	6,617,760	18,150,950
2054	9,380,178	5,823,411	3,556,766	2,593,662	3.5307	9,157,441	7,362,016	1,843,649	5,518,367	4,024,098	2.3776	9,567,695	0	0	1.0000	0	9,075,133	6,617,760	18,725,136
2055	9,380,178	5,823,411	3,556,766	2,593,662	3.6642	9,503,695	7,362,016	1,843,649	5,518,367	4,024,098	2.4389	9,814,372	0	0	1.0000	0	9,075,133	6,617,760	19,318,067
2056	9,401,392	5,823,411	3,577,981	2,609,132	3.8027	9,921,746	7,368,732	1,843,649	5,525,083	4,028,996	2.5018	10,079,741	0	0	1.0000	0	9,103,064	6,638,127	20,001,487
2057	9,380,178	5,823,411	3,556,766	2,593,662	3.9464	10,235,626	7,362,016	1,843,649	5,518,367	4,024,098	2.5664	10,327,445	0	0	1.0000	0	9,075,133	6,617,760	20,563,071
2058	16,558,284	5,823,411	10,734,873	7,828,073	4.0956	32,060,656	28,896,334	1,843,649	27,052,685	19,727,332	2.6326	51,934,175	0	0	1.0000	0	37,787,558	27,555,405	83,994,831
2059	9,380,178	5,823,411	3,556,766	2,593,662	4.2504	11,024,100	7,362,016	1,843,649	5,518,367	4,024,098	2.7005	10,867,076	0	0	1.0000	0	9,075,133	6,617,760	21,891,176
2060	9,401,392	5,823,411	3,577,981	2,609,132	4.4111	11,509,141	7,368,732	1,843,649	5,525,083	4,028,996	2.7702	11,161,124	0	0	1.0000	0	9,103,064	6,638,127	22,670,265
2061	9,380,178	5,823,411	3,556,766	2,593,662	4.5778	11,873,264	7,362,016	1,843,649	5,518,367	4,024,098	2.8416	11,434,876	0	0	1.0000	0	9,075,133	6,617,760	23,308,141
2062	9,380,178	5,823,411	3,556,766	2,593,662	4.7509	12,322,227	7,362,016	1,843,649	5,518,367	4,024,098	2.9150	11,730,245	0	0	1.0000	0	9,075,133	6,617,760	24,052,473
2063	12,969,231	5,823,411	7,145,820	5,210,867	4.9305	25,692,182	18,129,175	1,843,649	16,285,526	11,875,715	2.9902	35,510,763	0	0	1.0000	0	23,431,346	17,086,582	61,202,945
2064	9,401,392	5,823,411	3,577,981	2,609,132	5.1168	13,350,406	7,368,732	1,843,649	5,525,083	4,028,996	3.0673	12,358,138	0	0	1.0000	0	9,103,064	6,638,127	25,708,544
2065	9,380,178	5,823,411	3,556,766	2,593,662	5.3103	13,773,122	7,362,016	1,843,649	5,518,367	4,024,098	3.1465	12,661,824	0	0	1.0000	0	9,075,133	6,617,760	26,434,946
2066	10,097,988	5,823,411	4,274,577	3,117,103	5.5110	17,178,354	9,515,448	1,843,649	7,671,799	5,594,421	3.2276	18,056,554	0	0	1.0000	0	11,946,376	8,711,524	35,234,908
2067	9,380,178	5,823,411	3,556,766	2,593,662	5.7193	14,833,929	7,362,016	1,843,649	5,518,367	4,024,098	3.3109	13,323,386	0	0	1.0000	0	9,075,133	6,617,760	28,157,315
2068	19,450,741	5,823,411	13,627,330	9,937,308	5.9355	58,982,890	37,516,778	1,843,649	35,673,129	26,013,524	3.3963	88,349,730	0	0	1.0000	0	49,300,459	35,950,831	147,332,621
2069	9,380,178	5,823,411	3,556,766	2,593,662	6.1598	15,976,437	7,362,016	1,843,649	5,518,367	4,024,098	3.4840	14,019,957	0	0	1.0000	0	9,075,133	6,617,760	29,996,394
2070	9,380,178	5,823,411	3,556,766	2,593,662	6.3927	16,580,501	7,362,016	1,843,649	5,518,367	4,024,098	3.5738	14,381,321	0	0	1.0000	0	9,075,133	6,617,760	30,961,822
2071	9,380,178	5,823,411	3,556,766	2,593,662	6.6343	17,207,130	7,362,016	1,843,649	5,518,367	4,024,098	3.6660	14,752,343	0	0	1.0000	0	9,075,133	6,617,760	31,959,473
2072	9,401,392	5,823,411	3,577,981	2,609,132	6.8851	17,964,133	7,368,732	1,843,649	5,525,083	4,028,996	3.7606	15,151,441	0	0	1.0000	0	9,103,064	6,638,127	33,115,575
2073	9,380,178	5,823,411	3,556,766	2,593,662	7.1454	18,532,750	7,362,016	1,843,649	5,518,367	4,024,098	3.8576	15,523,360	0	0	1.0000	0	9,075,133	6,617,760	34,056,110
2074	9,380,178	5,823,411	3,556,766	2,593,662	7.4155	19,233,298	7,362,016	1,843,649	5,518,367	4,024,098	3.9572	15,924,160	0	0	1.0000	0	9,075,133	6,617,760	35,157,458
2075	9,380,178	5,823,411	3,556,766	2,593,662	7.6958	19,960,302	7,362,016	1,843,649	5,518,367	4,024,098	4.0593	16,335,020	0	0	1.0000	0	9,075,133	6,617,760	36,295,322
2076	9,401,392	5,823,411	3,577,981	2,609,132	7.9867	20,838,353	7,368,732	1,843,649	5,525,083	4,028,996	4.1640	16,776,738	0	0	1.0000	0	9,103,064	6,638,127	37,615,091
2077	9,380,178	5,823,411	3,556,766	2,593,662	8.2886	21,497,824	7,362,016	1,843,649	5,518,367	4,024,098	4.2714	17,188,532	0	0	1.0000	0	9,075,133	6,617,760	38,686,356
2078	9,380,178	5,823,411	3,556,766	2,593,662	8.6019	22,310,418	7,362,016	1,843,649	5,518,367	4,024,098	4.3816	17,631,987	0	0	1.0000	0	9,075,133	6,617,760	39,942,406
2079	9,380,178	5,823,411	3,556,766	2,593,662	8.9270	23,153,618	7,362,016	1,843,649	5,518,367	4,024,098	4.4947	18,087,113	0	0	1.0000	0	9,075,133	6,617,760	41,240,731
2080	12,090,445	5,823,411	7,167,034	5,226,338	9.2645	48,419,404	18,135,892	1,843,649	16,292,243	11,880,613	4.6106	54,776,753	0	0	1.0000	0	23,459,277	17,106,950	103,196,157
2081	9,380,178	5,823,411	3,556,766	2,593,662	9.6147	24,937,279	7,362,016	1,843,649	5,518,367	4,024,098	4.7296	19,032,373	0	0	1.0000	0	9,075,133	6,617,760	43,969,652
2082	9,380,178	5,823,411	3,556,766	2,593,662	9.9781	25,879,816	7,362,016	1,843,649	5,518,367	4,024,098	4.8516	19,523,313	0	0	1.0000	0	9,075,133	6,617,760	45,403,129
2083	9,380,178	5,823,411	3,556,766	2,593,662	10.3553	26,858,145	7,362,016	1,843,649	5,518,367	4,024,098	4.9768	20,027,130	0	0	1.0000	0	9,075,133	6,617,760	46,885,275
2084	9,401,392	5,823,411	3,577,981	2,609,132	10.7467	28,039,557	7,368,732	1,843,649	5,525,083	4,028,996	5.1052	20,568,829	0	0	1.0000	0	9,103,064	6,638,127	48,608,386
2085	12,969,231	5,823,411	7,145,820	5,210,867	11.1529	58,116,283	18,129,175	1,843,649	16,285,526	11,875,715	5.2369	62,191,932	0	0	1.0000	0	23,431,346	17,086,582	120,308,215
2086	9,380,178	5,823,411	3,556,766	2,593,662	11.5745	30,020,337	7,362,016	1,843,649	5,518,367	4,024,098	5.3720	21,617,454	0	0	1.0000	0	9,075,133	6,617,760	51,637,791
2087	11,533,610	5,823,411	5,710,198	4,163,985	12.0120	50,017,789	13,822,311	1,843,649	11,978,662	8,735,068	5.5106	48,135,466	0	0	1.0000	0	17,688,861	12,899,053	98,153,256
2088	10,120,878	5,823,411	4,297,467	3,133,795	12.4661	39,066,197	9,527,190	1,843,649	7,683,541	5,602,984	5.6528	31,672,549	0	0	1.0000	0	11,981,008	8,736,779	70,738,746
2089	9,380,178	5,823,411	3,556,766	2,593,662	12.9373	33,554,979	7,362,016	1,843,649	5,518,367	4,024,098	5.7986	23,334,134	0	0	1.0000	0	9,075,133	6,617,760	56,889,113
2090	9,380,178	5,823,411	3,556,766	2,593,662	13.4263	34,823,280	7,362,016	1,843,649	5,518,367	4,024,098	5.9482	23,936,139	0	0	1.0000	0	9,075,133	6,617,760	58,759,419
2091	9,380,178	5,823,411	3,556,766	2,593,662	13.9338	36,139,563	7,362,016	1,843,649	5,518,367	4,024,098	6.1017	24,553,838	0	0	1.0000	0	9,075,133	6,617,760	60,693,401
2092	10,121,292	5,823,411	4,297,881	3,134,097	14.4605	45,320,604	9,528,432	1,843,649	7,684,783	5,603,890	6.2591	35,075,307	0	0	1.0000	0	11,982,664	8,737,987	80,395,911
2093	10,640,003	5,823,411	4,816,591	3,512,350	15.0071	52,710,188	11,141,491	1,843,649	9,297,842	6,780,163	6.4206	43,532,714	0	0	1.0000	0	14,114,433	10,292,513	96,242,901
2094	34,683,524	5,823,411	28,860,113	21,045,343	15.5744	327,768,588	83,272,056	1,843,649	81,428,407	59,379,141	6.5863	391,088,839	0	0	1.0000	0	110,288,520	80,424,484	718,857,426
2095	10,460,028	5,823,411	4,636,616	3,381,109	16.1631	54,649,200	10,601,566	1,843,649	8,757,917	6,386,439	6.7562	43,148,061	0	0	1.0000	0	13,394,533	9,767,548	97,797,261
2096	10,841,192	5,823,411	5,017,781	3,659,061	16.7741	61,377,461	11,688,132	1,843,649	9,844,483	7,178,784	6.9305	49,752,564	0	0	1.0000	0	14,862,264	10,837,846	111,130,025
2097	7,743,347	5,823,411	1,919,936	1,400,054	17.4081	24,372,276	2,451,524	1,843,649	607,875	443,274	7.1093	3,151,368	0	0	1.0000	0	2,527,811	1,843,328	27,523,643
2098	7,743,347	5,823,411	1,919,936	1,400,054	18.0662	25,293,651	2,451,524	1,843,649	607,875	443,274	7.2927	3,232,664	0	0	1.0000	0	2,527,811	1,843,328	28,526,315
2099	7,743,347	5,823,411	1,919,936	1,400,054	18.7491	26,249,748	2,451,524	1,843,649	607,875	443,274	7.4809	3,316,089	0	0	1.0000	0	2,527,811	1,843,328	29,565,836
2100	7,743,347	5,823,411	1,919,936	1,400,054	19.4578	27,241,966	2,451,524	1,843,649	607,875	443,274	7.6739	3,401,640	0	0	1.0000	0	2,527,811	1,843,328	30,643,606
2101	7,743,347	5,823,411	1,919,936	1,400,054	20.1933	28,271,705	2,451,524	1,843,649	607,875	443,274	7.8719	3,489,409	0	0	1.0000	0	2,527,811	1,843,328	31,761,114
2102	7,743,347	5,823,411	1,919,936	1,400,054	20.9566	29,340,366	2,451,524	1,843,649	607,875	443,274	8.0750	3,579,438	0	0	1.0000	0	2,527,811	1,843,328	32,919,804
2103	7,743,347	5,823,411	1,919,936	1,400,054	21.7488	30,449,489	2,451,524	1,843,649	607,875	443,274	8.2833	3,671,772	0	0	1.0000	0	2,527,811	1,843,328	34,121,260
2104	7,764,562	5,823,411	1,941,151	1,415,524	22.5709	31,949,648	2,458,241	1,843,649	614,592	448,172	8.4970	3,808,116	0	0	1.0000	0	2,555,742	1,863,696	35,757,764
2105	7,743,347	5,823,411	1,919,936	1,400,054	23.4240	32,794,859	2,451,524	1,843,649	607,875	443,274	8.7162	3,863,665	0	0	1.0000	0	2,527,811	1,843,328	36,658,524
2106	7,743,347	5,823,411	1,919,936	1,400,054	24.3095	34,034,606	2,451,524	1,843,649	607,875	443,274	8.9411	3,963,357	0	0	1.0000	0	2,527,811	1,843,328	37,997,964
2107	7,743,347	5,823,411	1,919,936	1,400,054	25.2284	35,321,116	2,451,524	1,843,649	607,875	443,274	9.1718	4,065,621	0	0	1.0000	0	2,527,811	1,843,328	39,386,736
2108	14,942,668	5,823,411	9,119,257	6,649,935	26.1820	174,108,606	23,992,559	1,843,649	22,148,910	16,151,406	9.4084	151,958,889	0	0	1.0000	0	31,268,167	22,801,341	326,067,495
2109	7,743,347	5,823,411	1,919,936	1,400,054	27.1717	38,041,840	2,451,524	1,843,649	607,875	443,274	9.6512	4,278,126	0	0	1.0000	0	2,527,811	1,843,328	42,319,966

Xcel Energy
Nuclear Decommissioning Accrual
100-Year Decommissioning Period
DECON Method

Docket No. E002/M-20-___
Schedule E.11
Page 4 of 17

Proposed

AMOUNT TO RECOVER

	LABOR						NON-LABOR						PIIC Payment						
	Cost Estimate Nominal $s	DOE Reimbursement Estimate Nominal $s	Adjusted Estimate Nominal $s	Jurisdictional Cost in Nominal $s	Escalation Factor	Jurisdictional Cost in Future $'s	Cost Estimate Nominal $s	DOE Reimbursement Estimate Nominal $s	Adjusted Estimate Nominal $s	Jurisdictional Cost in Nominal $s	Escalation Factor	Jurisdictional Cost in Future $'s	Cost Estimate Nominal $s	Jurisdictional Cost in Nominal $s	Escalation Factor	Jurisdictional Cost in Future $'s	Total Cost Estimate Nominal $s	Total Jurisdictional Cost in Nominal $s	Total Jurisdictional Cost in Future $'s
2110	7,743,347	5,823,411	1,919,936	1,400,054	28.1988	39,479,835	2,451,524	1,843,649	607,875	443,274	9.9002	4,388,501	0	0	1.0000	0	2,527,811	1,843,328	43,868,337
2111	7,743,347	5,823,411	1,919,936	1,400,054	29.2647	40,972,153	2,451,524	1,843,649	607,875	443,274	10.1556	4,501,714	0	0	1.0000	0	2,527,811	1,843,328	45,473,866
2112	7,764,562	5,823,411	1,941,151	1,415,524	30.3709	42,990,734	2,458,241	1,843,649	614,592	448,172	10.4176	4,668,875	0	0	1.0000	0	2,555,742	1,863,696	47,659,608
2113	11,332,400	5,823,411	5,508,989	4,017,259	31.5189	126,619,599	13,218,683	1,843,649	11,375,034	8,294,891	10.6864	88,642,525	0	0	1.0000	0	16,884,023	12,312,151	215,262,124
2114	7,743,347	5,823,411	1,919,936	1,400,054	32.7103	45,796,178	2,451,524	1,843,649	607,875	443,274	10.9621	4,859,214	0	0	1.0000	0	2,527,811	1,843,328	50,655,392
2115	7,743,347	5,823,411	1,919,936	1,400,054	33.9468	47,527,344	2,451,524	1,843,649	607,875	443,274	11.2449	4,984,572	0	0	1.0000	0	2,527,811	1,843,328	52,511,916
2116	8,482,372	5,823,411	2,658,961	1,938,965	35.2299	68,309,543	4,611,672	1,843,649	2,768,023	2,018,495	11.5350	23,283,343	0	0	1.0000	0	5,426,985	3,957,460	91,592,886
2117	7,743,347	5,823,411	1,919,936	1,400,054	36.5616	51,188,205	2,451,524	1,843,649	607,875	443,274	11.8326	5,245,084	0	0	1.0000	0	2,527,811	1,843,328	56,433,289
2118	18,311,633	5,823,411	12,488,222	9,106,649	37.9437	345,539,951	34,156,383	1,843,649	32,312,734	23,563,059	12.1379	286,006,057	0	0	1.0000	0	44,800,956	32,669,708	631,546,007
2119	8,366,072	5,823,411	2,542,661	1,854,157	39.3779	73,012,795	4,319,699	1,843,649	2,476,050	1,805,583	12.4511	22,481,491	0	0	1.0000	0	5,018,711	3,659,739	95,494,286
2120	8,283,499	5,823,411	2,460,088	1,793,943	40.8664	73,311,990	4,015,053	1,843,649	2,171,404	1,583,429	12.7723	20,224,031	0	0	1.0000	0	4,631,492	3,377,372	93,536,021
2121	8,262,285	5,823,411	2,438,873	1,778,473	42.4112	75,427,167	4,008,337	1,843,649	2,164,688	1,578,531	13.1018	20,681,601	0	0	1.0000	0	4,603,561	3,357,004	96,108,768
2122	8,262,285	5,823,411	2,438,873	1,778,473	44.0143	78,278,236	4,008,337	1,843,649	2,164,688	1,578,531	13.4399	21,215,302	0	0	1.0000	0	4,603,561	3,357,004	99,493,539
2123	8,366,072	5,823,411	2,542,661	1,854,157	45.6781	84,694,353	4,319,699	1,843,649	2,476,050	1,805,583	13.7866	24,892,847	0	0	1.0000	0	5,018,711	3,659,739	109,587,199
2124	8,283,499	5,823,411	2,460,088	1,793,943	47.4047	85,041,327	4,015,053	1,843,649	2,171,404	1,583,429	14.1423	22,393,329	0	0	1.0000	0	4,631,492	3,377,372	107,434,656
2125	8,262,285	5,823,411	2,438,873	1,778,473	49.1966	87,494,816	4,008,337	1,843,649	2,164,688	1,578,531	14.5072	22,900,069	0	0	1.0000	0	4,603,561	3,357,004	110,394,885
2126	8,262,285	5,823,411	2,438,873	1,778,473	51.0562	90,802,064	4,008,337	1,843,649	2,164,688	1,578,531	14.8815	23,490,913	0	0	1.0000	0	4,603,561	3,357,004	114,292,977
2127	8,366,072	5,823,411	2,542,661	1,854,157	52.9861	98,244,529	4,319,699	1,843,649	2,476,050	1,805,583	15.2654	27,562,942	0	0	1.0000	0	5,018,711	3,659,739	125,807,472
2128	9,002,985	5,823,411	3,179,574	2,318,606	54.9890	127,497,814	6,173,511	1,843,649	4,329,862	3,157,418	15.6593	49,442,949	0	0	1.0000	0	7,509,436	5,476,023	176,940,763
2129	8,262,285	5,823,411	2,438,873	1,778,473	57.0676	101,493,176	4,008,337	1,843,649	2,164,688	1,578,531	16.0633	25,356,421	0	0	1.0000	0	4,603,561	3,357,004	126,849,597
2130	11,436,188	5,823,411	5,612,777	4,092,943	59.2248	242,403,746	13,530,046	1,843,649	11,686,397	8,521,943	16.4777	140,422,013	0	0	1.0000	0	17,299,173	12,614,886	382,825,760
2131	7,847,135	5,823,411	2,023,723	1,475,738	61.4635	90,703,995	2,762,887	1,843,649	919,238	670,325	16.9028	11,330,377	0	0	1.0000	0	2,942,961	2,146,063	102,034,373
2132	7,868,349	5,823,411	2,044,938	1,491,208	63.7868	95,119,366	2,769,603	1,843,649	925,954	675,223	17.3389	11,707,629	0	0	1.0000	0	2,970,892	2,166,431	106,826,995
2133	7,950,922	5,823,411	2,127,511	1,551,421	66.1979	102,700,837	3,074,249	1,843,649	1,230,600	897,377	17.7863	15,961,015	0	0	1.0000	0	3,358,111	2,448,798	118,661,852
2134	7,847,135	5,823,411	2,023,723	1,475,738	68.7002	101,383,465	2,762,887	1,843,649	919,238	670,325	18.2451	12,230,155	0	0	1.0000	0	2,942,961	2,146,063	113,613,620
2135	11,436,188	5,823,411	5,612,777	4,092,943	71.2971	291,814,985	13,530,046	1,843,649	11,686,397	8,521,943	18.7159	159,495,825	0	0	1.0000	0	17,299,173	12,614,886	451,310,811
2136	7,972,137	5,823,411	2,148,726	1,566,892	73.9921	115,937,593	3,080,966	1,843,649	1,237,317	902,275	19.1987	17,322,502	0	0	1.0000	0	3,386,042	2,469,166	133,260,094
2137	10,000,566	5,823,411	4,177,155	3,046,061	76.7890	233,903,977	9,223,182	1,843,649	7,379,533	5,381,296	19.6941	105,979,776	0	0	1.0000	0	11,556,688	8,427,357	339,883,753
2138	7,847,135	5,823,411	2,023,723	1,475,738	79.6916	117,603,887	2,762,887	1,843,649	919,238	670,325	20.2022	13,542,049	0	0	1.0000	0	2,942,961	2,146,063	131,145,936
2139	7,950,922	5,823,411	2,127,511	1,551,421	82.7040	128,308,753	3,074,249	1,843,649	1,230,600	897,377	20.7234	18,596,701	0	0	1.0000	0	3,358,111	2,448,798	146,905,454
2140	7,919,655	5,823,411	2,096,244	1,528,621	85.8302	131,201,850	9,388,936	1,843,649	7,545,286	5,502,166	21.2580	116,965,050	0	0	1.0000	0	9,641,531	7,030,787	248,166,900
2141	2,074,007	5,823,411	(3,749,404)	(2,734,137)	89.0745	(243,541,875)	5,654,893	1,843,649	3,811,244	2,779,231	21.8065	60,605,306	0	0	1.0000	0	61,839	45,094	(182,936,569)
	$1,406,512,241	$547,400,656	$859,111,585	$626,480,491		$6,099,622,038	$1,318,879,244	$173,303,012	$1,145,576,232	$835,375,954		$3,766,158,773	$0	$0		$0	$2,004,687,817	$1,461,856,445	$9,865,780,811

Xcel Energy
Nuclear Decommissioning Accrual
100-Year Decommissioning Period
DECON Method

Docket No. E002/M-20-___
Schedule E.11
Page 5 of 17

Proposed

AMOUNT TO RECOVER

	LABOR						NON-LABOR						PIIC Payment						
	Cost Estimate Nominal $s	DOE Reimbursement Estimate Nominal $s	Adjusted Estimate Nominal $s	Jurisdictional Cost in Nominal $s	Escalation Factor	Jurisdictional Cost in Future $'s	Cost Estimate Nominal $s	DOE Reimbursement Estimate Nominal $s	Adjusted Estimate Nominal $s	Jurisdictional Cost in Nominal $s	Escalation Factor	Jurisdictional Cost in Future $'s	Cost Estimate Nominal $s	Jurisdictional Cost in Nominal $s	Escalation Factor	Jurisdictional Cost in Future $'s	Total Cost Estimate Nominal $s	Total Jurisdictional Cost in Nominal $s	Total Jurisdictional Cost in Future $'s
Prairie Island Unit 1																			
Factors	*2020*			*72.9219%*	*3.78%*						*2.58%*				*0.00%*				
2033	$23,781,621	$0	$23,781,621	$17,342,010	1.6199	$28,092,322	$10,730,367	$0	$10,730,367	$7,824,788	1.3926	$10,896,799	$1,250,000	$911,524	1.0000	$911,524	$35,761,989	$26,078,322	$39,900,645
2034	67,414,165	-	67,414,165	49,159,690	1.6811	82,642,355	37,794,291	-	37,794,291	27,560,315	1.4285	39,369,910	1,250,000	911,524	1.0000	911,524	106,458,456	77,631,529	122,923,789
2035	68,590,728	-	68,590,728	50,017,662	1.7446	87,260,813	77,836,645	-	77,836,645	56,759,960	1.4653	83,170,370	1,250,000	911,524	1.0000	911,524	147,677,372	107,689,146	171,342,706
2036	64,616,422	-	64,616,422	47,119,523	1.8106	85,314,608	81,274,975	-	81,274,975	59,267,256	1.5032	89,090,539	1,250,000	911,524	1.0000	911,524	147,141,397	107,298,302	175,316,670
2037	46,367,050	-	46,367,050	33,811,734	1.8790	63,532,248	68,950,805	-	68,950,805	50,280,237	1.5419	77,527,098	1,250,000	911,524	1.0000	911,524	116,567,855	85,003,495	141,970,869
2038	26,102,517	-	26,102,517	19,034,451	1.9501	37,119,083	44,888,187	-	44,888,187	32,733,319	1.5817	51,774,290	1,250,000	911,524	1.0000	911,524	72,240,703	52,679,293	89,804,897
2039	33,734,614	-	33,734,614	24,599,921	2.0238	49,785,321	14,198,586	-	14,198,586	10,353,879	1.6225	16,799,168	1,250,000	911,524	1.0000	911,524	49,183,200	35,865,324	67,496,013
2040	20,721,562	-	20,721,562	15,110,557	2.1003	31,736,703	9,470,370	-	9,470,370	6,905,974	1.6644	11,494,303	1,250,000	911,524	1.0000	911,524	31,441,932	22,928,054	44,142,529
2041	15,615,259	2,964,152	12,651,106	9,225,427	2.1797	20,108,663	11,497,230	1,606,902	9,890,328	7,212,215	1.7073	12,313,415	1,250,000	911,524	1.0000	911,524	23,791,434	17,349,166	33,333,602
2042	9,448,219	2,964,152	6,484,066	4,728,304	2.2620	10,695,424	6,550,324	1,606,902	4,943,422	3,604,837	1.7514	6,313,512	1,250,000	911,524	1.0000	911,524	12,677,488	9,244,665	17,920,460
2043	3,952,203	2,964,152	988,051	720,506	2.3475	1,691,387	2,141,682	1,606,902	534,779	389,971	1.7966	700,622	1,250,000	911,524	1.0000	911,524	2,772,830	2,022,001	3,303,533
2044	3,963,031	2,964,152	998,879	728,402	2.4363	1,774,605	2,150,974	1,606,902	544,072	396,747	1.8429	731,166	1,250,000	911,524	1.0000	911,524	2,792,951	2,036,673	3,417,294
2045	5,466,341	2,964,152	2,502,189	1,824,644	2.5284	4,613,429	6,684,095	1,606,902	5,077,193	3,702,386	1.8905	6,999,360	1,250,000	911,524	1.0000	911,524	8,829,382	6,438,553	12,524,313
2046	4,961,629	2,964,152	1,997,476	1,456,598	2.6239	3,821,967	5,169,957	1,606,902	3,563,055	2,598,247	1.9392	5,038,521	1,250,000	911,524	1.0000	911,524	6,810,531	4,966,369	9,772,012
2047	4,961,629	2,964,152	1,997,476	1,456,598	2.7231	3,966,461	5,169,957	1,606,902	3,563,055	2,598,247	1.9893	5,168,694	1,250,000	911,524	1.0000	911,524	6,810,531	4,966,369	10,046,679
2048	3,963,031	2,964,152	998,879	728,402	2.8261	2,058,536	2,150,974	1,606,902	544,072	396,747	2.0406	809,603	1,250,000	911,524	1.0000	911,524	2,792,951	2,036,673	3,779,662
2049	4,961,629	2,964,152	1,997,476	1,456,598	2.9329	4,272,055	5,169,957	1,606,902	3,563,055	2,598,247	2.0932	5,438,652	1,250,000	911,524	1.0000	911,524	6,810,531	4,966,369	10,622,231
2050	5,466,341	2,964,152	2,502,189	1,824,644	3.0438	5,553,851	6,684,095	1,606,902	5,077,193	3,702,386	2.1472	7,949,762	1,250,000	911,524	1.0000	911,524	8,829,382	6,438,553	14,415,137
2051	5,411,566	2,964,152	2,447,414	1,784,701	3.1588	5,637,512	6,519,770	1,606,902	4,912,868	3,582,556	2.2026	7,890,939	1,250,000	911,524	1.0000	911,524	8,610,281	6,278,781	14,439,975
2052	5,477,169	2,964,152	2,513,017	1,832,540	3.2782	6,007,432	6,693,388	1,606,902	5,086,485	3,709,162	2.2595	8,380,851	1,250,000	911,524	1.0000	911,524	8,849,502	6,453,225	15,299,806
2053	3,952,203	2,964,152	988,051	720,506	3.4021	2,451,232	2,141,682	1,606,902	534,779	389,971	2.3178	903,875	1,250,000	911,524	1.0000	911,524	2,772,830	2,022,001	4,266,631
2054	3,952,203	2,964,152	988,051	720,506	3.5307	2,543,889	2,141,682	1,606,902	534,779	389,971	2.3776	927,195	1,250,000	911,524	1.0000	911,524	2,772,830	2,022,001	4,382,608
2055	5,466,341	2,964,152	2,502,189	1,824,644	3.6642	6,685,860	6,684,095	1,606,902	5,077,193	3,702,386	2.4389	9,029,748	1,250,000	911,524	1.0000	911,524	8,829,382	6,438,553	16,627,132
2056	4,972,457	2,964,152	2,008,304	1,464,494	3.8027	5,569,030	5,179,250	1,606,902	3,572,347	2,605,024	2.5018	6,517,248	1,250,000	911,524	1.0000	911,524	6,830,652	4,981,041	12,997,802
2057	4,961,629	2,964,152	1,997,476	1,456,598	3.9464	5,748,317	5,169,957	1,606,902	3,563,055	2,598,247	2.5664	6,668,142	1,250,000	911,524	1.0000	911,524	6,810,531	4,966,369	13,327,983
2058	3,952,203	2,964,152	988,051	720,506	4.0956	2,950,903	2,141,682	1,606,902	534,779	389,971	2.6326	1,026,638	1,250,000	911,524	1.0000	911,524	2,772,830	2,022,001	4,889,065
2059	4,906,854	2,964,152	1,942,701	1,416,655	4.2504	6,021,349	5,005,632	1,606,902	3,398,730	2,478,418	2.7005	6,692,968	1,250,000	911,524	1.0000	911,524	6,591,431	4,806,597	13,625,841
2060	4,972,457	2,964,152	2,008,304	1,464,494	4.4111	6,460,028	5,179,250	1,606,902	3,572,347	2,605,024	2.7702	7,216,436	1,250,000	911,524	1.0000	911,524	6,830,652	4,981,041	14,587,988
2061	4,961,629	2,964,152	1,997,476	1,456,598	4.5778	6,668,013	5,169,957	1,606,902	3,563,055	2,598,247	2.8416	7,383,180	1,250,000	911,524	1.0000	911,524	6,810,531	4,966,369	14,962,717
2062	3,952,203	2,964,152	988,051	720,506	4.7509	3,423,050	2,141,682	1,606,902	534,779	389,971	2.9150	1,136,766	1,250,000	911,524	1.0000	911,524	2,772,830	2,022,001	5,471,340
2063	6,980,479	2,964,152	4,016,327	2,928,782	4.9305	14,440,359	11,226,509	1,606,902	9,619,607	7,014,800	2.9902	20,975,655	1,250,000	911,524	1.0000	911,524	14,885,934	10,855,106	36,327,538
2064	5,927,107	2,964,152	2,962,954	2,160,643	5.1168	11,055,576	8,043,200	1,606,902	6,436,298	4,693,471	3.0673	14,396,282	1,250,000	911,524	1.0000	911,524	10,649,252	7,765,637	26,363,383
2065	4,961,629	2,964,152	1,997,476	1,456,598	5.3103	7,734,971	5,169,957	1,606,902	3,563,055	2,598,247	3.1465	8,175,386	1,250,000	911,524	1.0000	911,524	6,810,531	4,966,369	16,821,880
2066	3,952,203	2,964,152	988,051	720,506	5.5110	3,970,706	2,141,682	1,606,902	534,779	389,971	3.2276	1,258,671	1,250,000	911,524	1.0000	911,524	2,772,830	2,022,001	6,140,901
2067	3,952,203	2,964,152	988,051	720,506	5.7193	4,120,788	2,141,682	1,606,902	534,779	389,971	3.3109	1,291,156	1,250,000	911,524	1.0000	911,524	2,772,830	2,022,001	6,323,467
2068	5,981,882	2,964,152	3,017,730	2,200,586	5.9355	13,061,577	8,207,526	1,606,902	6,600,623	4,813,300	3.3963	16,347,410	1,250,000	911,524	1.0000	911,524	10,868,353	7,925,409	30,320,511
2069	5,466,341	2,964,152	2,502,189	1,824,644	6.1598	11,239,440	6,684,095	1,606,902	5,077,193	3,702,386	3.4840	12,899,111	1,250,000	911,524	1.0000	911,524	8,829,382	6,438,553	25,050,076
2070	3,952,203	2,964,152	988,051	720,506	6.3927	4,605,976	2,141,682	1,606,902	534,779	389,971	3.5738	1,393,679	1,250,000	911,524	1.0000	911,524	2,772,830	2,022,001	6,911,179
2071	3,952,203	2,964,152	988,051	720,506	6.6343	4,780,050	2,141,682	1,606,902	534,779	389,971	3.6660	1,429,634	1,250,000	911,524	1.0000	911,524	2,772,830	2,022,001	7,121,208
2072	6,431,819	2,964,152	3,467,667	2,528,689	6.8851	17,410,275	9,557,338	1,606,902	7,950,436	5,797,609	3.7606	21,802,488	1,250,000	911,524	1.0000	911,524	12,668,103	9,237,821	40,124,286
2073	3,952,203	2,964,152	988,051	720,506	7.1454	5,148,301	2,141,682	1,606,902	534,779	389,971	3.8576	1,504,353	1,250,000	911,524	1.0000	911,524	2,772,830	2,022,001	7,564,177
2074	3,952,203	2,964,152	988,051	720,506	7.4155	5,342,909	2,141,682	1,606,902	534,779	389,971	3.9572	1,543,194	1,250,000	911,524	1.0000	911,524	2,772,830	2,022,001	7,797,627
2075	6,835,510	2,964,152	3,871,357	2,823,067	7.6958	21,725,761	10,791,600	1,606,902	9,184,698	6,697,656	4.0593	27,187,796	1,250,000	911,524	1.0000	911,524	14,306,055	10,432,247	49,825,080
2076	3,963,031	2,964,152	998,879	728,402	7.9867	5,817,525	2,150,974	1,606,902	544,072	396,747	4.1640	1,652,056	1,250,000	911,524	1.0000	911,524	2,792,951	2,036,673	8,381,104
2077	3,952,203	2,964,152	988,051	720,506	8.2886	5,971,983	2,141,682	1,606,902	534,779	389,971	4.2714	1,665,723	1,250,000	911,524	1.0000	911,524	2,772,830	2,022,001	8,549,229
2078	6,475,767	2,964,152	3,511,614	2,560,736	8.6019	22,027,194	9,712,371	1,606,902	8,105,469	5,910,662	4.3816	25,898,156	1,250,000	911,524	1.0000	911,524	12,867,083	9,382,921	48,836,873
2079	3,952,203	2,964,152	988,051	720,506	8.9270	6,431,953	2,141,682	1,606,902	534,779	389,971	4.4947	1,752,803	1,250,000	911,524	1.0000	911,524	2,772,830	2,022,001	9,096,281
2080	3,963,031	2,964,152	998,879	728,402	9.2645	6,748,276	2,150,974	1,606,902	544,072	396,747	4.6106	1,829,243	1,250,000	911,524	1.0000	911,524	2,792,951	2,036,673	9,489,043
2081	3,952,203	2,964,152	988,051	720,506	9.6147	6,927,445	2,141,682	1,606,902	534,779	389,971	4.7296	1,844,408	1,250,000	911,524	1.0000	911,524	2,772,830	2,022,001	9,683,377
2082	6,366,216	2,964,152	3,402,064	2,480,850	9.9781	24,754,166	9,383,720	1,606,902	7,776,818	5,671,003	4.8516	27,513,440	1,250,000	911,524	1.0000	911,524	12,428,882	9,063,377	53,179,130
2083	3,952,203	2,964,152	988,051	720,506	10.3553	7,461,052	2,141,682	1,606,902	534,779	389,971	4.9768	1,940,809	1,250,000	911,524	1.0000	911,524	2,772,830	2,022,001	10,313,384
2084	3,963,031	2,964,152	998,879	728,402	10.7467	7,827,913	2,150,974	1,606,902	544,072	396,747	5.1052	2,025,474	1,250,000	911,524	1.0000	911,524	2,792,951	2,036,673	10,764,911
2085	3,952,203	2,964,152	988,051	720,506	11.1529	8,035,727	2,141,682	1,606,902	534,779	389,971	5.2369	2,042,240	1,250,000	911,524	1.0000	911,524	2,772,830	2,022,001	10,989,491
2086	3,952,203	2,964,152	988,051	720,506	11.5745	8,339,492	2,141,682	1,606,902	534,779	389,971	5.3720	2,094,925	1,250,000	911,524	1.0000	911,524	2,772,830	2,022,001	11,345,941
2087	3,952,203	2,964,152	988,051	720,506	12.0120	8,654,713	2,141,682	1,606,902	534,779	389,971	5.5106	2,148,975	1,250,000	911,524	1.0000	911,524	2,772,830	2,022,001	11,715,212
2088	19,159,622	2,964,152	16,195,469	11,810,044	12.4661	147,225,187	51,280,067	1,606,902	49,673,165	36,222,616	5.6528	204,759,202	1,250,000	911,524	1.0000	911,524	67,118,634	48,944,183	352,895,913
2089	3,952,203	2,964,152	988,051	720,506	12.9373	9,321,397	2,141,682	1,606,902	534,779	389,971	5.7986	2,261,287	1,250,000	911,524	1.0000	911,524	2,772,830	2,022,001	12,494,208
2090	3,952,203	2,964,152	988,051	720,506	13.4263	9,673,724	2,141,682	1,606,902	534,779	389,971	5.9482	2,319,627	1,250,000	911,524	1.0000	911,524	2,772,830	2,022,001	12,904,875
2091	3,952,203	2,964,152	988,051	720,506	13.9338	10,039,381	2,141,682	1,606,902	534,779	389,971	6.1017	2,379,487	1,250,000	911,524	1.0000	911,524	2,772,830	2,022,001	13,330,392
2092	3,963,031	2,964,152	998,879	728,402	14.4605	10,533,051	2,150,974	1,606,902	544,072	396,747	6.2591	2,483,281	1,250,000	911,524	1.0000	911,524	2,792,951	2,036,673	13,927,855
2093	4,055,991	2,964,152	1,091,839	796,189	15.0071	11,948,494	2,453,044	1,606,902	846,142	617,023	6.4206	3,961,656	1,250,000	911,524	1.0000	911,524	3,187,980	2,324,736	16,821,673
2094	4,211,672	2,964,152	1,247,520	909,715	15.5744	14,168,267	2,920,088	1,606,902	1,313,185	957,600	6.5863	6,307,040	1,250,000	911,524	1.0000	911,524	3,810,705	2,778,839	21,386,831
2095	5,730,397	2,964,152	2,766,244	2,017,198	16.1631	32,604,173	7,476,262	1,606,902	5,869,360	4,280,048	6.7562	28,916,864	1,250,000	911,524	1.0000	911,524	9,885,604	7,208,770	62,432,561
2096	5,286,877	2,964,152	2,322,725	1,693,775	16.7741	28,411,550	6,122,511	1,606,902	4,515,608	3,292,867	6.9305	22,821,218	1,250,000	911,524	1.0000	911,524	8,088,333	5,898,166	52,144,291
2097	5,120,368	2,964,152	2,156,215	1,572,353	17.4081	27,371,683	5,646,175	1,606,902	4,039,272	2,945,514	7.1093	20,940,544	1,250,000	911,524	1.0000	911,524	7,445,488	5,429,391	49,223,750
2098	4,315,460	2,964,152	1,351,307	985,399	18.0662	17,802,415	3,231,450	1,606,902	1,624,548	1,184,651	7.2927	8,639,306	1,250,000	911,524	1.0000	911,524	4,225,855	3,081,574	27,353,245
2099	5,120,368	2,964,152	2,156,215	1,572,353	18.7491	29,480,208	5,646,175	1,606,902	4,039,272	2,945,514	7.4809	22,035,097	1,250,000	911,524	1.0000	911,524	7,445,488	5,429,391	52,426,829
2100	5,574,716	2,964,152	2,610,563	1,903,672	19.4578	37,041,275	7,009,218	1,606,902	5,402,316	3,939,471	7.6739	30,231,109	1,250,000	911,524	1.0000	911,524	9,262,879	6,754,667	68,183,908
2101	5,730,397	2,964,152	2,766,244	2,017,198	20.1933	40,733,885	7,476,262	1,606,902	5,869,360	4,280,048	7.8719	33,692,114	1,250,000	911,524	1.0000	911,524	9,885,604	7,208,770	75,337,522
2102	5,730,397	2,964,152	2,766,244	2,017,198	20.9566	42,273,612	7,476,262	1,606,902	5,869,360	4,280,048	8.0750	34,561,392	1,250,000	911,524	1.0000	911,524	9,885,604	7,208,770	77,746,527

Xcel Energy
Nuclear Decommissioning Accrual
100-Year Decommissioning Period
DECON Method

Docket No. E002/M-20-___
Schedule E.11
Page 6 of 17

Proposed

AMOUNT TO RECOVER

	LABOR						NON-LABOR						PIIC Payment						
	Cost Estimate Nominal $s	DOE Reimbursement Estimate Nominal $s	Adjusted Estimate Nominal $s	Jurisdictional Cost in Nominal $s	Escalation Factor	Jurisdictional Cost in Future $'s	Cost Estimate Nominal $s	DOE Reimbursement Estimate Nominal $s	Adjusted Estimate Nominal $s	Jurisdictional Cost in Nominal $s	Escalation Factor	Jurisdictional Cost in Future $'s	Cost Estimate Nominal $s	Jurisdictional Cost in Nominal $s	Escalation Factor	Jurisdictional Cost in Future $'s	Total Cost Estimate Nominal $s	Total Jurisdictional Cost in Nominal $s	Total Jurisdictional Cost in Future $'s
2103	4,107,885	2,964,152	1,143,732	834,031	21.7488	18,139,180	2,608,725	1,606,902	1,001,823	730,548	8.2833	6,051,351	1,250,000	911,524	1.0000	911,524	3,395,555	2,476,103	25,102,055
2104	4,170,606	2,964,152	1,206,454	879,769	22.5709	19,857,182	2,773,699	1,606,902	1,166,797	850,850	8.4970	7,229,674	1,250,000	911,524	1.0000	911,524	3,623,251	2,642,143	27,998,380
2105	5,678,503	2,964,152	2,714,351	1,979,356	23.4240	46,364,438	7,320,581	1,606,902	5,713,678	4,166,523	8.7162	36,316,246	1,250,000	911,524	1.0000	911,524	9,678,029	7,057,403	83,592,207
2106	5,120,368	2,964,152	2,156,215	1,572,353	24.3095	38,223,121	5,646,175	1,606,902	4,039,272	2,945,514	8.9411	26,336,136	1,250,000	911,524	1.0000	911,524	7,445,488	5,429,391	65,470,781
2107	5,172,262	2,964,152	2,208,109	1,610,195	25.2284	40,622,647	5,801,856	1,606,902	4,194,954	3,059,040	9.1718	28,056,902	1,250,000	911,524	1.0000	911,524	7,653,063	5,580,759	69,591,073
2108	4,170,606	2,964,152	1,206,454	879,769	26.1820	23,034,117	2,773,699	1,606,902	1,166,797	850,850	9.4084	8,005,139	1,250,000	911,524	1.0000	911,524	3,623,251	2,642,143	31,950,779
2109	5,120,368	2,964,152	2,156,215	1,572,353	27.1717	42,723,511	5,646,175	1,606,902	4,039,272	2,945,514	9.6512	28,427,746	1,250,000	911,524	1.0000	911,524	7,445,488	5,429,391	72,062,781
2110	5,172,262	2,964,152	2,208,109	1,610,195	28.1988	45,405,571	5,801,856	1,606,902	4,194,954	3,059,040	9.9002	30,285,106	1,250,000	911,524	1.0000	911,524	7,653,063	5,580,759	76,602,201
2111	5,172,262	2,964,152	2,208,109	1,610,195	29.2647	47,121,878	5,801,856	1,606,902	4,194,954	3,059,040	10.1556	31,066,385	1,250,000	911,524	1.0000	911,524	7,653,063	5,580,759	79,099,787
2112	4,170,606	2,964,152	1,206,454	879,769	30.3709	26,719,382	2,773,699	1,606,902	1,166,797	850,850	10.4176	8,863,817	1,250,000	911,524	1.0000	911,524	3,623,251	2,642,143	36,494,722
2113	7,197,228	2,964,152	4,233,075	3,086,839	31.5189	97,293,770	11,876,755	1,606,902	10,269,852	7,488,971	10.6864	80,030,144	1,250,000	911,524	1.0000	911,524	15,752,928	11,487,334	178,235,438
2114	6,184,745	2,964,152	3,220,592	2,348,517	32.7103	76,820,698	8,839,305	1,606,902	7,232,403	5,274,006	10.9621	57,814,177	1,250,000	911,524	1.0000	911,524	11,702,995	8,534,046	135,546,399
2115	5,532,005	2,964,152	2,567,852	1,872,527	33.9468	63,566,285	6,881,085	1,606,902	5,274,183	3,846,034	11.2449	43,248,269	1,250,000	911,524	1.0000	911,524	9,092,035	6,630,084	107,726,078
2116	4,170,606	2,964,152	1,206,454	879,769	35.2299	30,994,180	2,773,699	1,606,902	1,166,797	850,850	11.5350	9,814,557	1,250,000	911,524	1.0000	911,524	3,623,251	2,642,143	41,720,261
2117	4,133,787	2,964,152	1,169,635	852,920	36.5616	31,184,114	14,547,923	1,606,902	12,941,020	9,436,838	11.8326	111,662,329	1,250,000	911,524	1.0000	911,524	15,360,655	11,201,282	143,757,967
2118	1,123,816	2,964,152	(1,840,336)	(1,342,008)	37.9437	(50,920,761)	3,040,582	1,606,902	1,433,680	1,045,466	12.1379	12,689,767	0	0	1.0000	0	(406,657)	(296,542)	(38,230,994)
	$751,975,217	$231,203,890	$520,771,327	$379,756,347		$1,893,618,187	$775,973,803	$125,338,388	$650,635,414	$474,455,706		$1,650,179,805	$106,250,000	$77,479,519		$77,479,519	$1,277,656,742	$931,691,572	$3,621,277,511

Xcel Energy
Nuclear Decommissioning Accrual
100-Year Decommissioning Period
DECON Method

Docket No. E002/M-20-___
Schedule E.11
Page 7 of 17

Proposed

AMOUNT TO RECOVER

	LABOR						NON-LABOR						PIIC Payment						
	Cost Estimate Nominal $s	DOE Reimbursement Estimate Nominal $s	Adjusted Estimate Nominal $s	Jurisdictional Cost in Nominal $s	Escalation Factor	Jurisdictional Cost in Future $'s	Cost Estimate Nominal $s	DOE Reimbursement Estimate Nominal $s	Adjusted Estimate Nominal $s	Jurisdictional Cost in Nominal $s	Escalation Factor	Jurisdictional Cost in Future $'s	Cost Estimate Nominal $s	Jurisdictional Cost in Nominal $s	Escalation Factor	Jurisdictional Cost in Future $'s	Total Cost Estimate Nominal $s	Total Jurisdictional Cost in Nominal $s	Total Jurisdictional Cost in Future $'s
Prairie Island Unit 2																			
Factors	*2020*			*72.9219%*	*3.78%*						*2.58%*				*0.00%*				
2034	$8,345,548	$0	$8,345,548	$6,085,732	1.6811	$10,230,725	$4,974,446	$0	$4,974,446	$3,627,460	1.4285	$5,181,827	$1,250,000	$911,524	1.0000	$911,524	$14,569,994	$10,624,716	$16,324,075
2035	49,894,465	-	49,894,465	36,383,992	1.7446	63,475,512	37,951,789	-	37,951,789	27,675,166	1.4653	40,552,420	1,250,000	911,524	1.0000	911,524	89,096,254	64,970,681	104,939,456
2036	67,674,097	-	67,674,097	49,349,237	1.8106	89,351,729	75,594,885	-	75,594,885	55,125,227	1.5032	82,864,241	1,250,000	911,524	1.0000	911,524	144,518,982	105,385,988	173,127,494
2037	76,073,328	-	76,073,328	55,474,116	1.8790	104,235,864	94,046,676	-	94,046,676	68,580,623	1.5419	105,744,462	1,250,000	911,524	1.0000	911,524	171,370,003	124,966,263	210,891,850
2038	82,785,291	-	82,785,291	60,368,607	1.9501	117,724,821	103,456,871	-	103,456,871	75,442,716	1.5817	119,327,744	1,250,000	911,524	1.0000	911,524	187,492,162	136,722,847	237,964,089
2039	39,073,080	-	39,073,080	28,492,832	2.0238	57,663,794	15,617,110	-	15,617,110	11,388,294	1.6225	18,477,506	1,250,000	911,524	1.0000	911,524	55,940,190	40,792,649	77,052,824
2040	24,879,886	-	24,879,886	18,142,885	2.1003	38,105,502	14,363,504	-	14,363,504	10,474,140	1.6644	17,433,158	1,250,000	911,524	1.0000	911,524	40,493,389	29,528,549	56,450,184
2041	18,384,389	-	18,384,389	13,406,246	2.1797	29,221,594	18,969,870	-	18,969,870	13,833,189	1.7073	23,617,404	1,250,000	911,524	1.0000	911,524	38,604,259	28,150,959	53,750,522
2042	10,753,124	2,972,273	7,780,851	5,673,944	2.2620	12,834,462	10,071,677	1,611,305	8,460,372	6,169,464	1.7514	10,805,200	1,250,000	911,524	1.0000	911,524	17,491,223	12,754,932	24,551,185
2043	3,952,203	2,972,273	979,930	714,584	2.3475	1,677,485	2,141,682	1,611,305	530,377	386,761	1.7966	694,854	1,250,000	911,524	1.0000	911,524	2,760,307	2,012,868	3,283,863
2044	3,963,031	2,972,273	990,758	722,480	2.4363	1,760,177	2,150,974	1,611,305	539,669	393,537	1.8429	725,249	1,250,000	911,524	1.0000	911,524	2,780,427	2,027,540	3,396,950
2045	5,466,341	2,972,273	2,494,068	1,818,722	2.5284	4,598,456	6,684,095	1,611,305	5,072,791	3,699,175	1.8905	6,993,291	1,250,000	911,524	1.0000	911,524	8,816,859	6,429,421	12,503,271
2046	4,961,629	2,972,273	1,989,355	1,450,676	2.6239	3,806,428	5,169,957	1,611,305	3,558,653	2,595,037	1.9392	5,032,296	1,250,000	911,524	1.0000	911,524	6,798,008	4,957,237	9,750,248
2047	4,961,629	2,972,273	1,989,355	1,450,676	2.7231	3,950,335	5,169,957	1,611,305	3,558,653	2,595,037	1.9893	5,162,307	1,250,000	911,524	1.0000	911,524	6,798,008	4,957,237	10,024,166
2048	3,963,031	2,972,273	990,758	722,480	2.8261	2,041,800	2,150,974	1,611,305	539,669	393,537	2.0406	803,051	1,250,000	911,524	1.0000	911,524	2,780,427	2,027,540	3,756,375
2049	4,961,629	2,972,273	1,989,355	1,450,676	2.9329	4,254,687	5,169,957	1,611,305	3,558,653	2,595,037	2.0932	5,431,932	1,250,000	911,524	1.0000	911,524	6,798,008	4,957,237	10,598,142
2050	5,466,341	2,972,273	2,494,068	1,818,722	3.0438	5,535,825	6,684,095	1,611,305	5,072,791	3,699,175	2.1472	7,942,869	1,250,000	911,524	1.0000	911,524	8,816,859	6,429,421	14,390,218
2051	5,411,566	2,972,273	2,439,293	1,778,779	3.1588	5,618,806	6,519,770	1,611,305	4,908,465	3,579,346	2.2026	7,883,868	1,250,000	911,524	1.0000	911,524	8,597,758	6,269,648	14,414,197
2052	5,477,169	2,972,273	2,504,896	1,826,618	3.2782	5,988,018	6,693,388	1,611,305	5,082,083	3,705,951	2.2595	8,373,597	1,250,000	911,524	1.0000	911,524	8,836,979	6,444,093	15,273,139
2053	3,952,203	2,972,273	979,930	714,584	3.4021	2,431,085	2,141,682	1,611,305	530,377	386,761	2.3178	896,434	1,250,000	911,524	1.0000	911,524	2,760,307	2,012,868	4,239,043
2054	3,952,203	2,972,273	979,930	714,584	3.5307	2,522,980	2,141,682	1,611,305	530,377	386,761	2.3776	919,563	1,250,000	911,524	1.0000	911,524	2,760,307	2,012,868	4,354,067
2055	5,466,341	2,972,273	2,494,068	1,818,722	3.6642	6,664,160	6,684,095	1,611,305	5,072,791	3,699,175	2.4389	9,021,919	1,250,000	911,524	1.0000	911,524	8,816,859	6,429,421	16,597,603
2056	4,972,457	2,972,273	2,000,183	1,458,572	3.8027	5,546,511	5,179,250	1,611,305	3,567,945	2,601,813	2.5018	6,509,216	1,250,000	911,524	1.0000	911,524	6,818,128	4,971,909	12,967,251
2057	4,961,629	2,972,273	1,989,355	1,450,676	3.9464	5,724,947	5,169,957	1,611,305	3,558,653	2,595,037	2.5664	6,659,903	1,250,000	911,524	1.0000	911,524	6,798,008	4,957,237	13,296,374
2058	3,952,203	2,972,273	979,930	714,584	4.0956	2,926,649	2,141,682	1,611,305	530,377	386,761	2.6326	1,018,187	1,250,000	911,524	1.0000	911,524	2,760,307	2,012,868	4,856,359
2059	4,906,854	2,972,273	1,934,580	1,410,733	4.2504	5,996,178	5,005,632	1,611,305	3,394,327	2,475,208	2.7005	6,684,299	1,250,000	911,524	1.0000	911,524	6,578,907	4,797,464	13,592,001
2060	4,972,457	2,972,273	2,000,183	1,458,572	4.4111	6,433,906	5,179,250	1,611,305	3,567,945	2,601,813	2.7702	7,207,543	1,250,000	911,524	1.0000	911,524	6,818,128	4,971,909	14,552,972
2061	4,961,629	2,972,273	1,989,355	1,450,676	4.5778	6,640,903	5,169,957	1,611,305	3,558,653	2,595,037	2.8416	7,374,057	1,250,000	911,524	1.0000	911,524	6,798,008	4,957,237	14,926,485
2062	3,952,203	2,972,273	979,930	714,584	4.7509	3,394,915	2,141,682	1,611,305	530,377	386,761	2.9150	1,127,408	1,250,000	911,524	1.0000	911,524	2,760,307	2,012,868	5,433,847
2063	6,980,479	2,972,273	4,008,206	2,922,860	4.9305	14,411,161	11,226,509	1,611,305	9,615,204	7,011,590	2.9902	20,966,055	1,250,000	911,524	1.0000	911,524	14,873,410	10,845,973	36,288,740
2064	5,927,107	2,972,273	2,954,833	2,154,721	5.1168	11,025,275	8,043,200	1,611,305	6,431,895	4,690,260	3.0673	14,386,435	1,250,000	911,524	1.0000	911,524	10,636,729	7,756,505	26,323,234
2065	4,961,629	2,972,273	1,989,355	1,450,676	5.3103	7,703,523	5,169,957	1,611,305	3,558,653	2,595,037	3.1465	8,165,284	1,250,000	911,524	1.0000	911,524	6,798,008	4,957,237	16,780,331
2066	3,952,203	2,972,273	979,930	714,584	5.5110	3,938,070	2,141,682	1,611,305	530,377	386,761	3.2276	1,248,309	1,250,000	911,524	1.0000	911,524	2,760,307	2,012,868	6,097,903
2067	3,952,203	2,972,273	979,930	714,584	5.7193	4,086,918	2,141,682	1,611,305	530,377	386,761	3.3109	1,280,526	1,250,000	911,524	1.0000	911,524	2,760,307	2,012,868	6,278,968
2068	5,981,882	2,972,273	3,009,609	2,194,664	5.9355	13,026,427	8,207,526	1,611,305	6,596,221	4,810,089	3.3963	16,336,507	1,250,000	911,524	1.0000	911,524	10,855,829	7,916,277	30,274,458
2069	5,466,341	2,972,273	2,494,068	1,818,722	6.1598	11,202,962	6,684,095	1,611,305	5,072,791	3,699,175	3.4840	12,887,927	1,250,000	911,524	1.0000	911,524	8,816,859	6,429,421	25,002,413
2070	3,952,203	2,972,273	979,930	714,584	6.3927	4,568,119	2,141,682	1,611,305	530,377	386,761	3.5738	1,382,206	1,250,000	911,524	1.0000	911,524	2,760,307	2,012,868	6,861,848
2071	3,952,203	2,972,273	979,930	714,584	6.6343	4,740,762	2,141,682	1,611,305	530,377	386,761	3.6660	1,417,865	1,250,000	911,524	1.0000	911,524	2,760,307	2,012,868	7,070,151
2072	6,431,819	2,972,273	3,459,546	2,522,767	6.8851	17,369,501	9,557,338	1,611,305	7,946,033	5,794,398	3.7606	21,790,415	1,250,000	911,524	1.0000	911,524	12,655,579	9,228,689	40,071,440
2073	3,952,203	2,972,273	979,930	714,584	7.1454	5,105,986	2,141,682	1,611,305	530,377	386,761	3.8576	1,491,969	1,250,000	911,524	1.0000	911,524	2,760,307	2,012,868	7,509,478
2074	3,952,203	2,972,273	979,930	714,584	7.4155	5,298,995	2,141,682	1,611,305	530,377	386,761	3.9572	1,530,490	1,250,000	911,524	1.0000	911,524	2,760,307	2,012,868	7,741,009
2075	6,835,510	2,972,273	3,863,236	2,817,145	7.6958	21,680,187	10,791,600	1,611,305	9,180,295	6,694,446	4.0593	27,174,764	1,250,000	911,524	1.0000	911,524	14,293,532	10,423,115	49,766,474
2076	3,963,031	2,972,273	990,758	722,480	7.9867	5,770,228	2,150,974	1,611,305	539,669	393,537	4.1640	1,638,688	1,250,000	911,524	1.0000	911,524	2,780,427	2,027,540	8,320,439
2077	3,952,203	2,972,273	979,930	714,584	8.2886	5,922,898	2,141,682	1,611,305	530,377	386,761	4.2714	1,652,010	1,250,000	911,524	1.0000	911,524	2,760,307	2,012,868	8,486,432
2078	6,475,767	2,972,273	3,503,493	2,554,814	8.6019	21,976,253	9,712,371	1,611,305	8,101,066	5,907,452	4.3816	25,884,090	1,250,000	911,524	1.0000	911,524	12,854,560	9,373,789	48,771,867
2079	3,952,203	2,972,273	979,930	714,584	8.9270	6,379,088	2,141,682	1,611,305	530,377	386,761	4.4947	1,738,374	1,250,000	911,524	1.0000	911,524	2,760,307	2,012,868	9,028,986
2080	3,963,031	2,972,273	990,758	722,480	9.2645	6,693,412	2,150,974	1,611,305	539,669	393,537	4.6106	1,814,441	1,250,000	911,524	1.0000	911,524	2,780,427	2,027,540	9,419,377
2081	3,952,203	2,972,273	979,930	714,584	9.6147	6,870,507	2,141,682	1,611,305	530,377	386,761	4.7296	1,829,224	1,250,000	911,524	1.0000	911,524	2,760,307	2,012,868	9,611,255
2082	6,366,216	2,972,273	3,393,943	2,474,928	9.9781	24,695,076	9,383,720	1,611,305	7,772,416	5,667,793	4.8516	27,497,865	1,250,000	911,524	1.0000	911,524	12,416,359	9,054,245	53,104,465
2083	3,952,203	2,972,273	979,930	714,584	10.3553	7,399,728	2,141,682	1,611,305	530,377	386,761	4.9768	1,924,831	1,250,000	911,524	1.0000	911,524	2,760,307	2,012,868	10,236,083
2084	3,963,031	2,972,273	990,758	722,480	10.7467	7,764,271	2,150,974	1,611,305	539,669	393,537	5.1052	2,009,085	1,250,000	911,524	1.0000	911,524	2,780,427	2,027,540	10,684,880
2085	3,952,203	2,972,273	979,930	714,584	11.1529	7,969,680	2,141,682	1,611,305	530,377	386,761	5.2369	2,025,428	1,250,000	911,524	1.0000	911,524	2,760,307	2,012,868	10,906,631
2086	3,952,203	2,972,273	979,930	714,584	11.5745	8,270,948	2,141,682	1,611,305	530,377	386,761	5.3720	2,077,679	1,250,000	911,524	1.0000	911,524	2,760,307	2,012,868	11,260,151
2087	3,952,203	2,972,273	979,930	714,584	12.0120	8,583,579	2,141,682	1,611,305	530,377	386,761	5.5106	2,131,284	1,250,000	911,524	1.0000	911,524	2,760,307	2,012,868	11,626,386
2088	19,159,622	2,972,273	16,187,348	11,804,122	12.4661	147,151,363	51,280,067	1,611,305	49,668,763	36,219,405	5.6528	204,741,054	1,250,000	911,524	1.0000	911,524	67,106,111	48,935,051	352,803,942
2089	3,952,203	2,972,273	979,930	714,584	12.9373	9,244,783	2,141,682	1,611,305	530,377	386,761	5.7986	2,242,671	1,250,000	911,524	1.0000	911,524	2,760,307	2,012,868	12,398,978
2090	3,952,203	2,972,273	979,930	714,584	13.4263	9,594,214	2,141,682	1,611,305	530,377	386,761	5.9482	2,300,531	1,250,000	911,524	1.0000	911,524	2,760,307	2,012,868	12,806,269
2091	3,952,203	2,972,273	979,930	714,584	13.9338	9,956,865	2,141,682	1,611,305	530,377	386,761	6.1017	2,359,898	1,250,000	911,524	1.0000	911,524	2,760,307	2,012,868	13,228,288
2092	3,963,031	2,972,273	990,758	722,480	14.4605	10,447,416	2,150,974	1,611,305	539,669	393,537	6.2591	2,463,187	1,250,000	911,524	1.0000	911,524	2,780,427	2,027,540	13,822,127
2093	4,055,991	2,972,273	1,083,718	790,267	15.0071	11,859,623	2,453,044	1,611,305	841,739	613,812	6.4206	3,941,043	1,250,000	911,524	1.0000	911,524	3,175,457	2,315,603	16,712,189
2094	4,211,672	2,972,273	1,239,399	903,793	15.5744	14,076,036	2,920,088	1,611,305	1,308,783	954,389	6.5863	6,285,895	1,250,000	911,524	1.0000	911,524	3,798,182	2,769,706	21,273,455
2095	5,730,397	2,972,273	2,758,124	2,011,276	16.1631	32,508,456	7,476,262	1,611,305	5,864,957	4,276,838	6.7562	28,895,174	1,250,000	911,524	1.0000	911,524	9,873,081	7,199,638	62,315,154
2096	5,286,877	2,972,273	2,314,604	1,687,853	16.7741	28,312,214	6,122,511	1,611,305	4,511,206	3,289,657	6.9305	22,798,968	1,250,000	911,524	1.0000	911,524	8,075,810	5,889,034	52,022,706
2097	5,120,368	2,972,273	2,148,094	1,566,431	17.4081	27,268,592	5,646,175	1,611,305	4,034,870	2,942,304	7.1093	20,917,720	1,250,000	911,524	1.0000	911,524	7,432,964	5,420,259	49,097,836
2098	4,315,460	2,972,273	1,343,186	979,477	18.0662	17,695,427	3,231,450	1,611,305	1,620,146	1,181,441	7.2927	8,615,894	1,250,000	911,524	1.0000	911,524	4,213,332	3,072,442	27,222,845
2099	5,120,368	2,972,273	2,148,094	1,566,431	18.7491	29,369,177	5,646,175	1,611,305	4,034,870	2,942,304	7.4809	22,011,080	1,250,000	911,524	1.0000	911,524	7,432,964	5,420,259	52,291,781
2100	5,574,716	2,972,273	2,602,442	1,897,750	19.4578	36,926,047	7,009,218	1,611,305	5,397,913	3,936,261	7.6739	30,206,473	1,250,000	911,524	1.0000	911,524	9,250,356	6,745,535	68,044,043
2101	5,730,397	2,972,273	2,758,124	2,011,276	20.1933	40,614,301	7,476,262	1,611,305	5,864,957	4,276,838	7.8719	33,666,842	1,250,000	911,524	1.0000	911,524	9,873,081	7,199,638	75,192,667
2102	5,730,397	2,972,273	2,758,124	2,011,276	20.9566	42,149,508	7,476,262	1,611,305	5,864,957	4,276,838	8.0750	34,535,468	1,250,000	911,524	1.0000	911,524	9,873,081	7,199,638	77,596,500
2103	4,107,885	2,972,273	1,135,611	828,109	21.7488	18,010,385	2,608,725	1,611,305	997,421	727,338	8.2833	6,024,759	1,250,000	911,524	1.0000	911,524	3,383,032	2,466,971	24,946,667

Xcel Energy
Nuclear Decommissioning Accrual
100-Year Decommissioning Period
DECON Method

Docket No. E002/M-20-___
Schedule E.11
Page 8 of 17

Proposed

AMOUNT TO RECOVER

	LABOR						NON-LABOR						PIIC Payment						
	Cost Estimate Nominal $s	DOE Reimbursement Estimate Nominal $s	Adjusted Estimate Nominal $s	Jurisdictional Cost in Nominal $s	Escalation Factor	Jurisdictional Cost in Future $'s	Cost Estimate Nominal $s	DOE Reimbursement Estimate Nominal $s	Adjusted Estimate Nominal $s	Jurisdictional Cost in Nominal $s	Escalation Factor	Jurisdictional Cost in Future $'s	Cost Estimate Nominal $s	Jurisdictional Cost in Nominal $s	Escalation Factor	Jurisdictional Cost in Future $'s	Total Cost Estimate Nominal $s	Total Jurisdictional Cost in Nominal $s	Total Jurisdictional Cost in Future $'s
2104	4,170,606	2,972,273	1,198,333	873,847	22.5709	19,723,518	2,773,699	1,611,305	1,162,394	847,640	8.4970	7,202,396	1,250,000	911,524	1.0000	911,524	3,610,727	2,633,011	27,837,437
2105	5,678,503	2,972,273	2,706,230	1,973,434	23.4240	46,225,722	7,320,581	1,611,305	5,709,276	4,163,312	8.7162	36,288,263	1,250,000	911,524	1.0000	911,524	9,665,506	7,048,270	83,425,509
2106	5,120,368	2,972,273	2,148,094	1,566,431	24.3095	38,079,161	5,646,175	1,611,305	4,034,870	2,942,304	8.9411	26,307,432	1,250,000	911,524	1.0000	911,524	7,432,964	5,420,259	65,298,117
2107	5,172,262	2,972,273	2,199,988	1,604,273	25.2284	40,473,246	5,801,856	1,611,305	4,190,551	3,055,829	9.1718	28,027,457	1,250,000	911,524	1.0000	911,524	7,640,539	5,571,626	69,412,227
2108	4,170,606	2,972,273	1,198,333	873,847	26.1820	22,879,068	2,773,699	1,611,305	1,162,394	847,640	9.4084	7,974,934	1,250,000	911,524	1.0000	911,524	3,610,727	2,633,011	31,765,526
2109	5,120,368	2,972,273	2,148,094	1,566,431	27.1717	42,562,601	5,646,175	1,611,305	4,034,870	2,942,304	9.6512	28,396,762	1,250,000	911,524	1.0000	911,524	7,432,964	5,420,259	71,870,887
2110	5,172,262	2,972,273	2,199,988	1,604,273	28.1988	45,238,579	5,801,856	1,611,305	4,190,551	3,055,829	9.9002	30,253,323	1,250,000	911,524	1.0000	911,524	7,640,539	5,571,626	76,403,426
2111	5,172,262	2,972,273	2,199,988	1,604,273	29.2647	46,948,574	5,801,856	1,611,305	4,190,551	3,055,829	10.1556	31,033,782	1,250,000	911,524	1.0000	911,524	7,640,539	5,571,626	78,893,880
2112	4,170,606	2,972,273	1,198,333	873,847	30.3709	26,539,526	2,773,699	1,611,305	1,162,394	847,640	10.4176	8,830,373	1,250,000	911,524	1.0000	911,524	3,610,727	2,633,011	36,281,423
2113	7,197,228	2,972,273	4,224,954	3,080,917	31.5189	97,107,116	11,876,755	1,611,305	10,265,450	7,485,761	10.6864	79,995,837	1,250,000	911,524	1.0000	911,524	15,740,404	11,478,202	178,014,477
2114	6,184,745	2,972,273	3,212,471	2,342,595	32.7103	76,626,989	8,839,305	1,611,305	7,228,000	5,270,795	10.9621	57,778,985	1,250,000	911,524	1.0000	911,524	11,690,472	8,524,914	135,317,498
2115	5,532,005	2,972,273	2,559,731	1,866,605	33.9468	63,365,253	6,881,085	1,611,305	5,269,780	3,842,824	11.2449	43,212,169	1,250,000	911,524	1.0000	911,524	9,079,511	6,620,952	107,488,946
2116	4,170,606	2,972,273	1,198,333	873,847	35.2299	30,785,550	2,773,699	1,611,305	1,162,394	847,640	11.5350	9,777,525	1,250,000	911,524	1.0000	911,524	3,610,727	2,633,011	41,474,599
2117	4,133,787	2,972,273	1,161,514	846,998	36.5616	30,967,597	14,547,923	1,611,305	12,936,618	9,433,628	11.8326	111,624,342	1,250,000	911,524	1.0000	911,524	15,348,132	11,192,149	143,503,463
2118	1,123,816	2,972,273	(1,848,457)	(1,347,930)	37.9437	(51,145,463)	3,040,582	1,611,305	1,429,277	1,042,256	12.1379	12,650,800	0	0	1.0000	-	(419,180)	(305,674)	(38,494,662)
	$753,446,268	$228,865,051	$524,581,217	$382,534,590		$1,914,373,255	$787,828,851	$124,070,476	$663,758,374	$484,025,218		$1,674,108,595	$105,000,000	$76,567,995		$76,567,995	$1,293,339,591	$943,127,803	$3,665,049,845
	$2,911,933,726	$1,007,469,597	$1,904,464,129	$1,388,771,428		$9,907,613,480	$2,882,681,897	$422,711,877	$2,459,970,021	$1,793,856,879		$7,090,447,174	$211,250,000	$154,047,514		$154,047,514	$4,575,684,150	$3,336,675,820	$17,152,108,167

Xcel Energy
Nuclear Decommissioning Accrual
100-Year Decommissioning Period
DECON Method

Docket No. E002/M-20-___
Schedule E.11
Page 9 of 17

Proposed

EXTERNAL FUND CALCULATION

Monticello

	Beginning Balance	Assumed Interest	Decommissioning Payment	Annuity	Ending Balance
2020	$757,935,327	$15,073,411	$0	$6,696,113	$779,704,851
2021	779,704,851	31,044,753	-	8,507,110	819,256,714
2022	819,256,714	32,974,738	-	26,877,367	879,108,819
2023	879,108,819	35,344,881	-	26,877,367	941,331,067
2024	941,331,067	37,808,882	-	26,877,367	1,006,017,317
2025	1,006,017,317	40,370,458	-	26,877,367	1,073,265,142
2026	1,073,265,142	43,033,471	-	26,877,367	1,143,175,981
2027	1,143,175,981	45,801,941	-	26,877,367	1,215,855,289
2028	1,215,855,289	48,680,041	-	26,877,367	1,291,412,698
2029	1,291,412,698	51,672,115	-	26,877,367	1,369,962,180
2030	1,369,962,180	54,782,674	-	26,877,367	1,451,622,221
2031	1,451,622,221	58,016,412	-	26,877,367	1,536,516,001
2032	1,536,516,001	61,378,205	-	26,877,367	1,624,771,573
2033	1,624,771,573	64,873,126	-	26,877,367	1,716,522,067
2034	1,716,522,067	68,506,446	-	26,877,367	1,811,905,880
2035	1,811,905,880	72,283,645	-	26,877,367	1,911,066,892
2036	1,911,066,892	76,210,421	-	26,877,367	2,014,154,681
2037	2,014,154,681	80,292,697	-	26,877,367	2,121,324,745
2038	2,121,324,745	84,536,632	-	26,877,367	2,232,738,745
2039	2,232,738,745	88,948,626	-	26,877,367	2,348,564,738
2040	2,348,564,738	85,854,633	(46,107,404)	20,158,026	2,408,469,992
2041	2,408,469,992	87,668,308	(183,640,070)	-	2,312,498,229
2042	2,312,498,229	84,174,936	(317,582,210)	-	2,079,090,955
2043	2,079,090,955	75,678,911	(370,640,837)	-	1,784,129,028
2044	1,784,129,028	64,942,297	(350,340,524)	-	1,498,730,801
2045	1,498,730,801	54,553,801	(128,900,685)	-	1,424,383,917
2046	1,424,383,917	51,847,575	(97,673,331)	-	1,378,558,160
2047	1,378,558,160	50,179,517	(93,433,376)	-	1,335,304,301
2048	1,335,304,301	48,605,077	(9,726,948)	-	1,374,182,430
2049	1,374,182,430	50,020,240	(5,154,915)	-	1,419,047,755
2050	1,419,047,755	51,653,338	(16,535,130)	-	1,454,165,963
2051	1,454,165,963	52,931,641	(17,056,336)	-	1,490,041,268
2052	1,490,041,268	54,237,502	(17,656,772)	-	1,526,621,998
2053	1,526,621,998	55,569,041	(18,150,950)	-	1,564,040,089
2054	1,564,040,089	56,931,059	(18,725,136)	-	1,602,246,011
2055	1,602,246,011	58,321,755	(19,318,067)	-	1,641,249,699
2056	1,641,249,699	59,741,489	(20,001,487)	-	1,680,989,701
2057	1,680,989,701	61,188,025	(20,563,071)	-	1,721,614,655
2058	1,721,614,655	62,666,773	(83,994,831)	-	1,700,286,598
2059	1,700,286,598	61,890,432	(21,891,176)	-	1,740,285,854
2060	1,740,285,854	63,346,405	(22,670,265)	-	1,780,961,994

Xcel Energy
Nuclear Decommissioning Accrual
100-Year Decommissioning Period
DECON Method

Docket No. E002/M-20-___
Schedule E.11
Page 10 of 17

Proposed

EXTERNAL FUND CALCULATION

External Levelized	2061	1,780,961,994	64,827,017	(23,308,141)	-	1,822,480,869
	2062	1,822,480,869	66,338,304	(24,052,473)	-	1,864,766,700
	2063	1,864,766,700	67,877,508	(61,202,945)	-	1,871,441,264
	2064	1,871,441,264	68,120,462	(25,708,544)	-	1,913,853,182
	2065	1,913,853,182	69,664,256	(26,434,946)	-	1,957,082,492
	2066	1,957,082,492	71,237,803	(35,234,908)	-	1,993,085,387
	2067	1,993,085,387	72,548,308	(28,157,315)	-	2,037,476,380
	2068	2,037,476,380	74,164,140	(147,332,621)	-	1,964,307,899
	2069	1,964,307,899	71,500,808	(29,996,394)	-	2,005,812,313
	2070	2,005,812,313	73,011,568	(30,961,822)	-	2,047,862,059
	2071	2,047,862,059	74,542,179	(31,959,473)	-	2,090,444,765
	2072	2,090,444,765	76,092,189	(33,115,575)	-	2,133,421,380
	2073	2,133,421,380	77,656,538	(34,056,110)	-	2,177,021,808
	2074	2,177,021,808	79,243,594	(35,157,458)	-	2,221,107,944
	2075	2,221,107,944	80,848,329	(36,295,322)	-	2,265,660,951
	2076	2,265,660,951	82,470,059	(37,615,091)	-	2,310,515,918
	2077	2,310,515,918	84,102,779	(38,686,356)	-	2,355,932,342
	2078	2,355,932,342	85,755,937	(39,942,406)	-	2,401,745,873
	2079	2,401,745,873	87,423,550	(41,240,731)	-	2,447,928,693
	2080	2,447,928,693	89,104,604	(103,196,157)	-	2,433,837,140
	2081	2,433,837,140	88,591,672	(43,969,652)	-	2,478,459,159
	2082	2,478,459,159	90,215,913	(45,403,129)	-	2,523,271,944
	2083	2,523,271,944	91,847,099	(46,885,275)	-	2,568,233,768
	2084	2,568,233,768	93,483,709	(48,608,386)	-	2,613,109,091
	2085	2,613,109,091	95,117,171	(120,308,215)	-	2,587,918,047
	2086	2,587,918,047	94,200,217	(51,637,791)	-	2,630,480,473
	2087	2,630,480,473	95,749,489	(98,153,256)	-	2,628,076,707
	2088	2,628,076,707	95,661,992	(70,738,746)	-	2,652,999,952
	2089	2,652,999,952	96,569,198	(56,889,113)	-	2,692,680,037
	2090	2,692,680,037	98,013,553	(58,759,419)	-	2,731,934,172
	2091	2,731,934,172	99,442,404	(60,693,401)	-	2,770,683,175
	2092	2,770,683,175	100,852,868	(80,395,911)	-	2,791,140,131
	2093	2,791,140,131	101,597,501	(96,242,901)	-	2,796,494,731
	2094	2,796,494,731	101,792,408	(718,857,426)	-	2,179,429,713
	2095	2,179,429,713	79,331,242	(97,797,261)	-	2,160,963,693
	2096	2,160,963,693	78,659,078	(111,130,025)	-	2,128,492,747
	2097	2,128,492,747	77,477,136	(27,523,643)	-	2,178,446,239
	2098	2,178,446,239	79,295,443	(28,526,315)	-	2,229,215,367
	2099	2,229,215,367	81,143,439	(29,565,836)	-	2,280,792,970
	2100	2,280,792,970	83,020,864	(30,643,606)	-	2,333,170,228
	2101	2,333,170,228	84,927,396	(31,761,114)	-	2,386,336,511
	2102	2,386,336,511	86,862,649	(32,919,804)	-	2,440,279,356
	2103	2,440,279,356	88,826,169	(34,121,260)	-	2,494,984,264
	2104	2,494,984,264	90,817,427	(35,757,764)	-	2,550,043,928
	2105	2,550,043,928	92,821,599	(36,658,524)	-	2,606,207,003
	2106	2,606,207,003	94,865,935	(37,997,964)	-	2,663,074,974
	2107	2,663,074,974	96,935,929	(39,386,736)	-	2,720,624,167

Xcel Energy
Nuclear Decommissioning Accrual
100-Year Decommissioning Period
DECON Method

Docket No. E002/M-20-___
Schedule E.11
Page 11 of 17

Proposed

EXTERNAL FUND CALCULATION

2108	2,720,624,167	99,030,720	(326,067,495)	-	2,493,587,392
2109	2,493,587,392	90,766,581	(42,319,966)	-	2,542,034,007
2110	2,542,034,007	92,530,038	(43,868,337)	-	2,590,695,708
2111	2,590,695,708	94,301,324	(45,473,866)	-	2,639,523,165
2112	2,639,523,165	96,078,643	(47,659,608)	-	2,687,942,200
2113	2,687,942,200	97,841,096	(215,262,124)	-	2,570,521,173
2114	2,570,521,173	93,566,971	(50,655,392)	-	2,613,432,751
2115	2,613,432,751	95,128,952	(52,511,916)	-	2,656,049,787
2116	2,656,049,787	96,680,212	(91,592,886)	-	2,661,137,114
2117	2,661,137,114	96,865,391	(56,433,289)	-	2,701,569,216
2118	2,701,569,216	98,337,119	(631,546,007)	-	2,168,360,328
2119	2,168,360,328	78,928,316	(95,494,286)	-	2,151,794,358
2120	2,151,794,358	78,325,315	(93,536,021)	-	2,136,583,651
2121	2,136,583,651	77,771,645	(96,108,768)	-	2,118,246,529
2122	2,118,246,529	77,104,174	(99,493,539)	-	2,095,857,164
2123	2,095,857,164	76,289,201	(109,587,199)	-	2,062,559,165
2124	2,062,559,165	75,077,154	(107,434,656)	-	2,030,201,662
2125	2,030,201,662	73,899,341	(110,394,885)	-	1,993,706,118
2126	1,993,706,118	72,570,903	(114,292,977)	-	1,951,984,043
2127	1,951,984,043	71,052,219	(125,807,472)	-	1,897,228,791
2128	1,897,228,791	69,059,128	(176,940,763)	-	1,789,347,156
2129	1,789,347,156	65,132,236	(126,849,597)	-	1,727,629,796
2130	1,727,629,796	62,885,725	(382,825,760)	-	1,407,689,760
2131	1,407,689,760	51,239,907	(102,034,373)	-	1,356,895,295
2132	1,356,895,295	49,390,989	(106,826,995)	-	1,299,459,289
2133	1,299,459,289	47,300,318	(118,661,852)	-	1,228,097,755
2134	1,228,097,755	44,702,758	(113,613,620)	-	1,159,186,893
2135	1,159,186,893	42,194,403	(451,310,811)	-	750,070,485
2136	750,070,485	27,302,566	(133,260,094)	-	644,112,957
2137	644,112,957	23,445,712	(339,883,753)	-	327,674,915
2138	327,674,915	11,927,367	(131,145,936)	-	208,456,346
2139	208,456,346	7,587,811	(146,905,454)	-	69,138,703
2140	69,138,703	2,516,649	(248,166,900)	-	(176,511,549)
2141	(176,511,549)	(6,425,020)	182,936,569	-	(0)

Xcel Energy
Nuclear Decommissioning Accrual
100-Year Decommissioning Period
DECON Method

Docket No. E002/M-20-___
Schedule E.11
Page 12 of 17

Proposed

EXTERNAL FUND CALCULATION

Prairie Island Unit 1

	Beginning Balance	Assumed Interest	Decommissioning Payment	Annuity	Ending Balance
2020	$437,068,622	$8,785,327	$0	$24,632	$445,878,581
2021	445,878,581	18,173,553	-	12,399,703	476,451,837
2022	476,451,837	19,746,601	-	29,514,299	525,712,738
2023	525,712,738	21,726,889	-	29,514,299	576,953,926
2024	576,953,926	23,786,785	-	29,514,299	630,255,011
2025	630,255,011	25,929,489	-	29,514,299	685,698,799
2026	685,698,799	28,158,329	-	29,514,299	743,371,428
2027	743,371,428	30,476,769	-	29,514,299	803,362,496
2028	803,362,496	32,888,410	-	29,514,299	865,765,205
2029	865,765,205	35,396,999	-	29,514,299	930,676,503
2030	930,676,503	38,006,433	-	29,514,299	998,197,235
2031	998,197,235	40,720,766	-	29,514,299	1,068,432,301
2032	1,068,432,301	43,544,216	-	29,514,299	1,141,490,816
2033	1,141,490,816	40,989,061	(39,900,645)	19,774,581	1,162,353,812
2034	1,162,353,812	41,379,796	(122,923,789)	-	1,080,809,819
2035	1,080,809,819	38,476,830	(171,342,706)	-	947,943,943
2036	947,943,943	33,746,804	(175,316,670)	-	806,374,077
2037	806,374,077	28,706,917	(141,970,869)	-	693,110,124
2038	693,110,124	24,674,720	(89,804,897)	-	627,979,948
2039	627,979,948	22,356,086	(67,496,013)	-	582,840,021
2040	582,840,021	20,749,105	(44,142,529)	-	559,446,597
2041	559,446,597	19,916,299	(33,333,602)	-	546,029,294
2042	546,029,294	19,438,643	(17,920,460)	-	547,547,477
2043	547,547,477	19,492,690	(3,303,533)	-	563,736,634
2044	563,736,634	20,069,024	(3,417,294)	-	580,388,364
2045	580,388,364	20,661,826	(12,524,313)	-	588,525,877
2046	588,525,877	20,951,521	(9,772,012)	-	599,705,386
2047	599,705,386	21,349,512	(10,046,679)	-	611,008,219
2048	611,008,219	21,751,893	(3,779,662)	-	628,980,450
2049	628,980,450	22,391,704	(10,622,231)	-	640,749,923
2050	640,749,923	22,810,697	(14,415,137)	-	649,145,484
2051	649,145,484	23,109,579	(14,439,975)	-	657,815,088
2052	657,815,088	23,418,217	(15,299,806)	-	665,933,499
2053	665,933,499	23,707,233	(4,266,631)	-	685,374,101
2054	685,374,101	24,399,318	(4,382,608)	-	705,390,810
2055	705,390,810	25,111,913	(16,627,132)	-	713,875,592
2056	713,875,592	25,413,971	(12,997,802)	-	726,291,761
2057	726,291,761	25,855,987	(13,327,983)	-	738,819,765
2058	738,819,765	26,301,984	(4,889,065)	-	760,232,684
2059	760,232,684	27,064,284	(13,625,841)	-	773,671,126
2060	773,671,126	27,542,692	(14,587,988)	-	786,625,830

Xcel Energy
Nuclear Decommissioning Accrual
100-Year Decommissioning Period
DECON Method

Docket No. E002/M-20-___
Schedule E.11
Page 13 of 17

Proposed

EXTERNAL FUND CALCULATION

External Levelized

2061	786,625,830	28,003,880	(14,962,717)	-	799,666,993
2062	799,666,993	28,468,145	(5,471,340)	-	822,663,798
2063	822,663,798	29,286,831	(36,327,538)	-	815,623,092
2064	815,623,092	29,036,182	(26,363,383)	-	818,295,891
2065	818,295,891	29,131,334	(16,821,880)	-	830,605,345
2066	830,605,345	29,569,550	(6,140,901)	-	854,033,994
2067	854,033,994	30,403,610	(6,323,467)	-	878,114,137
2068	878,114,137	31,260,863	(30,320,511)	-	879,054,490
2069	879,054,490	31,294,340	(25,050,076)	-	885,298,754
2070	885,298,754	31,516,636	(6,911,179)	-	909,904,211
2071	909,904,211	32,392,590	(7,121,208)	-	935,175,592
2072	935,175,592	33,292,251	(40,124,286)	-	928,343,557
2073	928,343,557	33,049,031	(7,564,177)	-	953,828,411
2074	953,828,411	33,956,291	(7,797,627)	-	979,987,075
2075	979,987,075	34,887,540	(49,825,080)	-	965,049,535
2076	965,049,535	34,355,763	(8,381,104)	-	991,024,194
2077	991,024,194	35,280,461	(8,549,229)	-	1,017,755,426
2078	1,017,755,426	36,232,093	(48,836,873)	-	1,005,150,646
2079	1,005,150,646	35,783,363	(9,096,281)	-	1,031,837,728
2080	1,031,837,728	36,733,423	(9,489,043)	-	1,059,082,108
2081	1,059,082,108	37,703,323	(9,683,377)	-	1,087,102,055
2082	1,087,102,055	38,700,833	(53,179,130)	-	1,072,623,758
2083	1,072,623,758	38,185,406	(10,313,384)	-	1,100,495,780
2084	1,100,495,780	39,177,650	(10,764,911)	-	1,128,908,519
2085	1,128,908,519	40,189,143	(10,989,491)	-	1,158,108,171
2086	1,158,108,171	41,228,651	(11,345,941)	-	1,187,990,881
2087	1,187,990,881	42,292,475	(11,715,212)	-	1,218,568,144
2088	1,218,568,144	43,381,026	(352,895,913)	-	909,053,257
2089	909,053,257	32,362,296	(12,494,208)	-	928,921,346
2090	928,921,346	33,069,600	(12,904,875)	-	949,086,071
2091	949,086,071	33,787,464	(13,330,392)	-	969,543,143
2092	969,543,143	34,515,736	(13,927,855)	-	990,131,024
2093	990,131,024	35,248,664	(16,821,673)	-	1,008,558,015
2094	1,008,558,015	35,904,665	(21,386,831)	-	1,023,075,850
2095	1,023,075,850	36,421,500	(62,432,561)	-	997,064,789
2096	997,064,789	35,495,506	(52,144,291)	-	980,416,004
2097	980,416,004	34,902,810	(49,223,750)	-	966,095,064
2098	966,095,064	34,392,984	(27,353,245)	-	973,134,804
2099	973,134,804	34,643,599	(52,426,829)	-	955,351,574
2100	955,351,574	34,010,516	(68,183,908)	-	921,178,183
2101	921,178,183	32,793,943	(75,337,522)	-	878,634,604
2102	878,634,604	31,279,392	(77,746,527)	-	832,167,468
2103	832,167,468	29,625,162	(25,102,055)	-	836,690,575
2104	836,690,575	29,786,184	(27,998,380)	-	838,478,379
2105	838,478,379	29,849,830	(83,592,207)	-	784,736,002
2106	784,736,002	27,936,602	(65,470,781)	-	747,201,823
2107	747,201,823	26,600,385	(69,591,073)	-	704,211,135

Xcel Energy
Nuclear Decommissioning Accrual
100-Year Decommissioning Period
DECON Method

Docket No. E002/M-20-___
Schedule E.11
Page 14 of 17

Proposed

EXTERNAL FUND CALCULATION

2108	704,211,135	25,069,916	(31,950,779)	-	697,330,272
2109	697,330,272	24,824,958	(72,062,781)	-	650,092,449
2110	650,092,449	23,143,291	(76,602,201)	-	596,633,539
2111	596,633,539	21,240,154	(79,099,787)	-	538,773,905
2112	538,773,905	19,180,351	(36,494,722)	-	521,459,534
2113	521,459,534	18,563,959	(178,235,438)	-	361,788,055
2114	361,788,055	12,879,655	(135,546,399)	-	239,121,311
2115	239,121,311	8,512,719	(107,726,078)	-	139,907,951
2116	139,907,951	4,980,723	(41,720,261)	-	103,168,414
2117	103,168,414	3,672,796	(143,757,967)	-	(36,916,758)
2118	(36,916,758)	(1,314,237)	38,230,994	-	0

Xcel Energy
Nuclear Decommissioning Accrual
100-Year Decommissioning Period
DECON Method

Docket No. E002/M-20-___
Schedule E.11
Page 15 of 17

Proposed

EXTERNAL FUND CALCULATION

Prairie Island Unit 2

	Beginning Balance	Assumed Interest	Decommissioning Payment	Annuity	Ending Balance
2020	$487,163,479	$9,721,851	$0	$294,670	$497,180,001
2021	497,180,001	19,967,389	-	6,511,608	523,658,997
2022	523,658,997	21,368,087	-	23,764,067	568,791,151
2023	568,791,151	23,168,860	-	23,764,067	615,724,078
2024	615,724,078	25,041,484	-	23,764,067	664,529,629
2025	664,529,629	26,988,825	-	23,764,067	715,282,522
2026	715,282,522	29,013,866	-	23,764,067	768,060,454
2027	768,060,454	31,119,705	-	23,764,067	822,944,227
2028	822,944,227	33,309,568	-	23,764,067	880,017,861
2029	880,017,861	35,586,806	-	23,764,067	939,368,734
2030	939,368,734	37,954,906	-	23,764,067	1,001,087,707
2031	1,001,087,707	40,417,493	-	23,764,067	1,065,269,267
2032	1,065,269,267	42,978,337	-	23,764,067	1,132,011,670
2033	1,132,011,670	45,641,359	-	23,764,067	1,201,417,096
2034	1,201,417,096	42,879,283	(16,324,075)	19,724,176	1,247,696,480
2035	1,247,696,480	44,168,455	(104,939,456)	-	1,186,925,479
2036	1,186,925,479	42,017,162	(173,127,494)	-	1,055,815,147
2037	1,055,815,147	37,375,856	(210,891,850)	-	882,299,153
2038	882,299,153	31,233,390	(237,964,089)	-	675,568,454
2039	675,568,454	23,915,123	(77,052,824)	-	622,430,754
2040	622,430,754	22,034,049	(56,450,184)	-	588,014,619
2041	588,014,619	20,815,717	(53,750,522)	-	555,079,814
2042	555,079,814	19,649,825	(24,551,185)	-	550,178,454
2043	550,178,454	19,476,317	(3,283,863)	-	566,370,908
2044	566,370,908	20,049,530	(3,396,950)	-	583,023,489
2045	583,023,489	20,639,031	(12,503,271)	-	591,159,249
2046	591,159,249	20,927,037	(9,750,248)	-	602,336,039
2047	602,336,039	21,322,696	(10,024,166)	-	613,634,569
2048	613,634,569	21,722,664	(3,756,375)	-	631,600,858
2049	631,600,858	22,358,670	(10,598,142)	-	643,361,386
2050	643,361,386	22,774,993	(14,390,218)	-	651,746,161
2051	651,746,161	23,071,814	(14,414,197)	-	660,403,777
2052	660,403,777	23,378,294	(15,273,139)	-	668,508,932
2053	668,508,932	23,665,216	(4,239,043)	-	687,935,105
2054	687,935,105	24,352,903	(4,354,067)	-	707,933,941
2055	707,933,941	25,060,862	(16,597,603)	-	716,397,200
2056	716,397,200	25,360,461	(12,967,251)	-	728,790,411
2057	728,790,411	25,799,181	(13,296,374)	-	741,293,218
2058	741,293,218	26,241,780	(4,856,359)	-	762,678,639
2059	762,678,639	26,998,824	(13,592,001)	-	776,085,462
2060	776,085,462	27,473,425	(14,552,972)	-	789,005,915

Xcel Energy
Nuclear Decommissioning Accrual
100-Year Decommissioning Period
DECON Method

Docket No. E002/M-20-___
Schedule E.11
Page 16 of 17

Proposed

EXTERNAL FUND CALCULATION

External Levelized	2061	789,005,915	27,930,809	(14,926,485)	-	802,010,240
	2062	802,010,240	28,391,162	(5,433,847)	-	824,967,555
	2063	824,967,555	29,203,851	(36,288,740)	-	817,882,667
	2064	817,882,667	28,953,046	(26,323,234)	-	820,512,479
	2065	820,512,479	29,046,142	(16,780,331)	-	832,778,290
	2066	832,778,290	29,480,351	(6,097,903)	-	856,160,738
	2067	856,160,738	30,308,090	(6,278,968)	-	880,189,860
	2068	880,189,860	31,158,721	(30,274,458)	-	881,074,123
	2069	881,074,123	31,190,024	(25,002,413)	-	887,261,734
	2070	887,261,734	31,409,065	(6,861,848)	-	911,808,951
	2071	911,808,951	32,278,037	(7,070,151)	-	937,016,837
	2072	937,016,837	33,170,396	(40,071,440)	-	930,115,794
	2073	930,115,794	32,926,099	(7,509,478)	-	955,532,415
	2074	955,532,415	33,825,847	(7,741,009)	-	981,617,253
	2075	981,617,253	34,749,251	(49,766,474)	-	966,600,030
	2076	966,600,030	34,217,641	(8,320,439)	-	992,497,232
	2077	992,497,232	35,134,402	(8,486,432)	-	1,019,145,202
	2078	1,019,145,202	36,077,740	(48,771,867)	-	1,006,451,076
	2079	1,006,451,076	35,628,368	(9,028,986)	-	1,033,050,458
	2080	1,033,050,458	36,569,986	(9,419,377)	-	1,060,201,067
	2081	1,060,201,067	37,531,118	(9,611,255)	-	1,088,120,930
	2082	1,088,120,930	38,519,481	(53,104,465)	-	1,073,535,946
	2083	1,073,535,946	38,003,172	(10,236,083)	-	1,101,303,035
	2084	1,101,303,035	38,986,127	(10,684,880)	-	1,129,604,283
	2085	1,129,604,283	39,987,992	(10,906,631)	-	1,158,685,644
	2086	1,158,685,644	41,017,472	(11,260,151)	-	1,188,442,964
	2087	1,188,442,964	42,070,881	(11,626,386)	-	1,218,887,459
	2088	1,218,887,459	43,148,616	(352,803,942)	-	909,232,133
	2089	909,232,133	32,186,818	(12,398,978)	-	929,019,973
	2090	929,019,973	32,887,307	(12,806,269)	-	949,101,011
	2091	949,101,011	33,598,176	(13,228,288)	-	969,470,899
	2092	969,470,899	34,319,270	(13,822,127)	-	989,968,043
	2093	989,968,043	35,044,869	(16,712,189)	-	1,008,300,722
	2094	1,008,300,722	35,693,846	(21,273,455)	-	1,022,721,112
	2095	1,022,721,112	36,204,327	(62,315,154)	-	996,610,286
	2096	996,610,286	35,280,004	(52,022,706)	-	979,867,584
	2097	979,867,584	34,687,312	(49,097,836)	-	965,457,060
	2098	965,457,060	34,177,180	(27,222,845)	-	972,411,395
	2099	972,411,395	34,423,363	(52,291,781)	-	954,542,977
	2100	954,542,977	33,790,821	(68,044,043)	-	920,289,755
	2101	920,289,755	32,578,257	(75,192,667)	-	877,675,346
	2102	877,675,346	31,069,707	(77,596,500)	-	831,148,554
	2103	831,148,554	29,422,659	(24,946,667)	-	835,624,545
	2104	835,624,545	29,581,109	(27,837,437)	-	837,368,217
	2105	837,368,217	29,642,835	(83,425,509)	-	783,585,543
	2106	783,585,543	27,738,928	(65,298,117)	-	746,026,354
	2107	746,026,354	26,409,333	(69,412,227)	-	703,023,460

Xcel Energy
Nuclear Decommissioning Accrual
100-Year Decommissioning Period
DECON Method

Docket No. E002/M-20-___
Schedule E.11
Page 17 of 17

Proposed

EXTERNAL FUND CALCULATION

2108	703,023,460	24,887,030	(31,765,526)	-	696,144,965
2109	696,144,965	24,643,532	(71,870,887)	-	648,917,609
2110	648,917,609	22,971,683	(76,403,426)	-	595,485,867
2111	595,485,867	21,080,200	(78,893,880)	-	537,672,187
2112	537,672,187	19,033,595	(36,281,423)	-	520,424,360
2113	520,424,360	18,423,022	(178,014,477)	-	360,832,905
2114	360,832,905	12,773,485	(135,317,498)	-	238,288,892
2115	238,288,892	8,435,427	(107,488,946)	-	139,235,373
2116	139,235,373	4,928,932	(41,474,599)	-	102,689,706
2117	102,689,706	3,635,216	(143,503,463)	-	(37,178,542)
2118	(37,178,542)	(1,316,120)	38,494,662	-	0

Xcel Energy
Nuclear Decommissioning Accrual
200-Year Decommissioning Period
DECON Method

Proposed

2022 ACCRUAL COMPARISON

	Present	Proposed	Difference
Monticello	$8,507,110	$53,138,244	$44,631,134
Prairie Island Unit 1	12,399,703	44,412,832	32,013,129
Prairie Island Unit 2	6,511,608	37,671,093	31,159,485
TOTAL	$27,418,421	$135,222,169	$107,803,748

Xcel Energy
Nuclear Decommissioning Accrual
200-Year Decommissioning Period
DECON Method

Docket No. E002/M-20-___
Schedule E.12
Page 2 of 26

Proposed

2022 MN RETAIL SUMMARY

	Remaining Life (yrs)	Operational Earnings Rate	Post-Shutdown Earnings Rate	Market Value Balance 6/30/2020	Book Value 6/30/2020	Unrealized Gain/Loss 6/30/2020	Tax-Effect Adjustment	Tax-Adjusted Fund Balance 6/30/2020	2022-2024 Decommissioning Accrual
Monticello	19.67	3.99%	3.88%	$814,968,100	$610,109,002	$204,859,098	$57,032,773	$757,935,327	**$ 53,138,244**
Prairie Island Unit 1	13.25	4.03%	3.85%	471,960,960	346,629,286	125,331,674	34,892,338	437,068,622	**44,412,832**
Prairie Island Unit 2	14.42	4.00%	3.84%	526,255,835	385,837,890	140,417,945	39,092,356	487,163,479	**37,671,093**
TOTAL DECOMMISSIONING ACCRUAL				**$1,813,184,895**	**$1,342,576,178**	**$470,608,717**	**$131,017,467**	**$1,682,167,428**	**$135,222,169**

INPUT DATA

Escalation Rate (Labor)	3.78%
Escalation Rate (Non-Labor)	2.58%
Escalation Rate (PIIC)	0.00%
Jurisdictional Factor	72.9219%
Tax Rate for tax-effect adjustment	27.84%

Xcel Energy
Nuclear Decommissioning Accrual
200-Year Decommissioning Period
DECON Method

Docket No. E002/M-20-___
Schedule E.12
Page 3 of 26

Proposed

AMOUNT TO RECOVER

	LABOR						NON-LABOR						PIIC Payment						
	Cost Estimate Nominal $s	DOE Reimbursement Estimate Nominal $s	Adjusted Estimate Nominal $s	Jurisdictional Cost in Nominal $s	Escalation Factor	Jurisdictional Cost in Future $'s	Cost Estimate Nominal $s	DOE Reimbursement Estimate Nominal $s	Adjusted Estimate Nominal $s	Jurisdictional Cost in Nominal $s	Escalation Factor	Jurisdictional Cost in Future $'s	Cost Estimate Nominal $s	Jurisdictional Cost in Nominal $s	Escalation Factor	Jurisdictional Cost in Future $'s	Total Cost Estimate Nominal $s	Total Jurisdictional Cost in Nominal $s	Total Jurisdictional Cost in Future $'s
Monticello																			
Factors	*2020*			*72.9219%*	*3.78%*						*2.58%*				*0.00%*				
2040	$22,675,886	$0	$22,675,886	$16,535,687	2.1003	$34,729,903	$9,374,135	$0	$9,374,135	$6,835,797	1.6644	$11,377,501	$0	$0	1.0000	$0	$32,050,021	$23,371,484	$46,107,404
2041	77,873,473	-	77,873,473	56,786,816	2.1797	123,778,223	48,081,975	-	48,081,975	35,062,290	1.7073	59,861,847	0	0	1.0000	0	125,955,448	91,849,106	183,640,070
2042	86,878,179	-	86,878,179	63,353,219	2.2620	143,304,981	136,457,474	-	136,457,474	99,507,383	1.7514	174,277,230	0	0	1.0000	0	223,335,652	162,860,601	317,582,210
2043	97,067,842	-	97,067,842	70,783,715	2.3475	166,164,770	156,074,917	-	156,074,917	113,812,795	1.7966	204,476,067	0	0	1.0000	0	253,142,759	184,596,509	370,640,837
2044	97,811,957	-	97,811,957	71,326,337	2.4363	173,772,356	131,387,082	-	131,387,082	95,809,956	1.8429	176,568,169	0	0	1.0000	0	229,199,039	167,136,294	350,340,524
2045	52,997,679	-	52,997,679	38,646,914	2.5284	97,714,858	22,621,563	-	22,621,563	16,496,074	1.8905	31,185,827	0	0	1.0000	0	75,619,242	55,142,988	128,900,685
2046	37,374,011	-	37,374,011	27,253,839	2.6239	71,511,349	18,500,781	-	18,500,781	13,491,121	1.9392	26,161,982	0	0	1.0000	0	55,874,792	40,744,960	97,673,330
2047	32,437,139	-	32,437,139	23,653,778	2.7231	64,411,603	20,005,569	-	20,005,569	14,588,441	1.9893	29,020,786	0	0	1.0000	0	52,442,708	38,242,219	93,432,389
2048	8,502,031	5,823,411	2,678,620	1,953,301	2.8261	5,520,223	4,661,450	1,836,756	2,824,694	2,059,820	2.0406	4,203,270	0	0	1.0000	0	5,503,314	4,013,121	9,723,492
2049	7,761,330	5,823,411	1,937,919	1,413,168	2.9329	4,144,679	2,496,300	1,836,756	659,545	480,952	2.0932	1,006,730	0	0	1.0000	0	2,597,464	1,894,120	5,151,409
2050	9,380,174	5,823,411	3,556,763	2,593,659	3.0438	7,894,579	7,352,831	1,836,756	5,516,075	4,022,427	2.1472	8,636,954	0	0	1.0000	0	9,072,838	6,616,086	16,531,533
2051	9,380,174	5,823,411	3,556,763	2,593,659	3.1588	8,192,850	7,352,831	1,836,756	5,516,075	4,022,427	2.2026	8,859,797	0	0	1.0000	0	9,072,838	6,616,086	17,052,647
2052	9,401,388	5,823,411	3,577,977	2,609,129	3.2782	8,553,247	7,359,522	1,836,756	5,522,766	4,027,306	2.2595	9,099,698	0	0	1.0000	0	9,100,744	6,636,435	17,652,945
2053	9,380,174	5,823,411	3,556,763	2,593,659	3.4021	8,823,887	7,352,831	1,836,756	5,516,075	4,022,427	2.3178	9,323,180	0	0	1.0000	0	9,072,838	6,616,086	18,147,067
2054	9,380,174	5,823,411	3,556,763	2,593,659	3.5307	9,157,432	7,352,831	1,836,756	5,516,075	4,022,427	2.3776	9,563,721	0	0	1.0000	0	9,072,838	6,616,086	18,721,153
2055	9,380,174	5,823,411	3,556,763	2,593,659	3.6642	9,503,685	7,352,831	1,836,756	5,516,075	4,022,427	2.4389	9,810,296	0	0	1.0000	0	9,072,838	6,616,086	19,313,981
2056	9,401,388	5,823,411	3,577,977	2,609,129	3.8027	9,921,735	7,359,522	1,836,756	5,522,766	4,027,306	2.5018	10,075,514	0	0	1.0000	0	9,100,744	6,636,435	19,997,249
2057	9,380,174	5,823,411	3,556,763	2,593,659	3.9464	10,235,616	7,352,831	1,836,756	5,516,075	4,022,427	2.5664	10,323,156	0	0	1.0000	0	9,072,838	6,616,086	20,558,771
2058	16,558,280	5,823,411	10,734,869	7,828,070	4.0956	32,060,645	28,887,149	1,836,756	27,050,393	19,725,661	2.6326	51,929,775	0	0	1.0000	0	37,785,262	27,553,731	83,990,420
2059	9,380,174	5,823,411	3,556,763	2,593,659	4.2504	11,024,088	7,352,831	1,836,756	5,516,075	4,022,427	2.7005	10,862,563	0	0	1.0000	0	9,072,838	6,616,086	21,886,651
2060	9,401,388	5,823,411	3,577,977	2,609,129	4.4111	11,509,129	7,359,522	1,836,756	5,522,766	4,027,306	2.7702	11,156,443	0	0	1.0000	0	9,100,744	6,636,435	22,665,572
2061	9,380,174	5,823,411	3,556,763	2,593,659	4.5778	11,873,252	7,352,831	1,836,756	5,516,075	4,022,427	2.8416	11,430,127	0	0	1.0000	0	9,072,838	6,616,086	23,303,379
2062	9,380,174	5,823,411	3,556,763	2,593,659	4.7509	12,322,214	7,352,831	1,836,756	5,516,075	4,022,427	2.9150	11,725,373	0	0	1.0000	0	9,072,838	6,616,086	24,047,588
2063	12,969,227	5,823,411	7,145,816	5,210,865	4.9305	25,692,168	18,119,990	1,836,756	16,283,234	11,874,044	2.9902	35,505,765	0	0	1.0000	0	23,429,050	17,084,908	61,197,934
2064	9,401,388	5,823,411	3,577,977	2,609,129	5.1168	13,350,392	7,359,522	1,836,756	5,522,766	4,027,306	3.0673	12,352,956	0	0	1.0000	0	9,100,744	6,636,435	25,703,347
2065	9,380,174	5,823,411	3,556,763	2,593,659	5.3103	13,773,107	7,352,831	1,836,756	5,516,075	4,022,427	3.1465	12,656,565	0	0	1.0000	0	9,072,838	6,616,086	26,429,672
2066	10,097,984	5,823,411	4,274,573	3,117,100	5.5110	17,178,339	9,506,262	1,836,756	7,669,507	5,592,750	3.2276	18,051,160	0	0	1.0000	0	11,944,080	8,709,850	35,229,498
2067	9,380,174	5,823,411	3,556,763	2,593,659	5.7193	14,833,914	7,352,831	1,836,756	5,516,075	4,022,427	3.3109	13,317,852	0	0	1.0000	0	9,072,838	6,616,086	28,151,766
2068	19,450,737	5,823,411	13,627,326	9,937,305	5.9355	58,982,874	37,507,568	1,836,756	35,670,812	26,011,834	3.3963	88,343,992	0	0	1.0000	0	49,298,138	35,949,139	147,326,866
2069	9,380,174	5,823,411	3,556,763	2,593,659	6.1598	15,976,420	7,352,831	1,836,756	5,516,075	4,022,427	3.4840	14,014,134	0	0	1.0000	0	9,072,838	6,616,086	29,990,555
2070	9,380,174	5,823,411	3,556,763	2,593,659	6.3927	16,580,484	7,352,831	1,836,756	5,516,075	4,022,427	3.5738	14,375,348	0	0	1.0000	0	9,072,838	6,616,086	30,955,832
2071	9,380,174	5,823,411	3,556,763	2,593,659	6.6343	17,207,112	7,352,831	1,836,756	5,516,075	4,022,427	3.6660	14,746,216	0	0	1.0000	0	9,072,838	6,616,086	31,953,327
2072	9,401,388	5,823,411	3,577,977	2,609,129	6.8851	17,964,114	7,359,522	1,836,756	5,522,766	4,027,306	3.7606	15,145,087	0	0	1.0000	0	9,100,744	6,636,435	33,109,202
2073	9,380,174	5,823,411	3,556,763	2,593,659	7.1454	18,532,731	7,352,831	1,836,756	5,516,075	4,022,427	3.8576	15,516,913	0	0	1.0000	0	9,072,838	6,616,086	34,049,643
2074	9,380,174	5,823,411	3,556,763	2,593,659	7.4155	19,233,278	7,352,831	1,836,756	5,516,075	4,022,427	3.9572	15,917,546	0	0	1.0000	0	9,072,838	6,616,086	35,150,824
2075	9,380,174	5,823,411	3,556,763	2,593,659	7.6958	19,960,280	7,352,831	1,836,756	5,516,075	4,022,427	4.0593	16,328,236	0	0	1.0000	0	9,072,838	6,616,086	36,288,517
2076	9,401,388	5,823,411	3,577,977	2,609,129	7.9867	20,838,331	7,359,522	1,836,756	5,522,766	4,027,306	4.1640	16,769,702	0	0	1.0000	0	9,100,744	6,636,435	37,608,033
2077	9,380,174	5,823,411	3,556,763	2,593,659	8.2886	21,497,802	7,352,831	1,836,756	5,516,075	4,022,427	4.2714	17,181,393	0	0	1.0000	0	9,072,838	6,616,086	38,679,194
2078	9,380,174	5,823,411	3,556,763	2,593,659	8.6019	22,310,395	7,352,831	1,836,756	5,516,075	4,022,427	4.3816	17,624,664	0	0	1.0000	0	9,072,838	6,616,086	39,935,059
2079	9,380,174	5,823,411	3,556,763	2,593,659	8.9270	23,153,593	7,352,831	1,836,756	5,516,075	4,022,427	4.4947	18,079,601	0	0	1.0000	0	9,072,838	6,616,086	41,233,194
2080	12,990,442	5,823,411	7,167,030	5,226,335	9.2645	48,419,378	18,126,681	1,836,756	16,289,925	11,878,923	4.6106	54,768,963	0	0	1.0000	0	23,456,956	17,105,258	103,188,342
2081	9,380,174	5,823,411	3,556,763	2,593,659	9.6147	24,937,253	7,352,831	1,836,756	5,516,075	4,022,427	4.7296	19,024,469	0	0	1.0000	0	9,072,838	6,616,086	43,961,721
2082	9,380,174	5,823,411	3,556,763	2,593,659	9.9781	25,879,788	7,352,831	1,836,756	5,516,075	4,022,427	4.8516	19,515,205	0	0	1.0000	0	9,072,838	6,616,086	45,394,993
2083	9,380,174	5,823,411	3,556,763	2,593,659	10.3553	26,858,116	7,352,831	1,836,756	5,516,075	4,022,427	4.9768	20,018,813	0	0	1.0000	0	9,072,838	6,616,086	46,876,929
2084	9,401,388	5,823,411	3,577,977	2,609,129	10.7467	28,039,527	7,359,522	1,836,756	5,522,766	4,027,306	5.1052	20,560,203	0	0	1.0000	0	9,100,744	6,636,435	48,599,730
2085	12,969,227	5,823,411	7,145,816	5,210,865	11.1529	58,116,252	18,119,990	1,836,756	16,283,234	11,874,044	5.2369	62,183,179	0	0	1.0000	0	23,429,050	17,084,908	120,299,432
2086	9,380,174	5,823,411	3,556,763	2,593,659	11.5745	30,020,305	7,352,831	1,836,756	5,516,075	4,022,427	5.3720	21,608,476	0	0	1.0000	0	9,072,838	6,616,086	51,628,781
2087	11,533,606	5,823,411	5,710,195	4,163,982	12.0120	50,017,756	13,813,126	1,836,756	11,976,370	8,733,397	5.5106	48,126,257	0	0	1.0000	0	17,686,565	12,897,379	98,144,013
2088	10,120,874	5,823,411	4,297,463	3,133,792	12.4661	39,066,163	9,517,980	1,836,756	7,681,224	5,601,295	5.6528	31,662,998	0	0	1.0000	0	11,978,687	8,735,086	70,729,161
2089	9,380,174	5,823,411	3,556,763	2,593,659	12.9373	33,554,944	7,352,831	1,836,756	5,516,075	4,022,427	5.7986	23,324,443	0	0	1.0000	0	9,072,838	6,616,086	56,879,387
2090	9,380,174	5,823,411	3,556,763	2,593,659	13.4263	34,823,243	7,352,831	1,836,756	5,516,075	4,022,427	5.9482	23,926,198	0	0	1.0000	0	9,072,838	6,616,086	58,749,441
2091	9,380,174	5,823,411	3,556,763	2,593,659	13.9338	36,139,525	7,352,831	1,836,756	5,516,075	4,022,427	6.1017	24,543,640	0	0	1.0000	0	9,072,838	6,616,086	60,683,165
2092	9,401,388	5,823,411	3,577,977	2,609,129	14.4605	37,729,311	7,359,522	1,836,756	5,522,766	4,027,306	6.2591	25,207,311	0	0	1.0000	0	9,100,744	6,636,435	62,936,622
2093	9,380,174	5,823,411	3,556,763	2,593,659	15.0071	38,923,299	7,352,831	1,836,756	5,516,075	4,022,427	6.4206	25,826,392	0	0	1.0000	0	9,072,838	6,616,086	64,749,691
2094	34,503,545	5,823,411	28,680,134	20,914,099	15.5744	325,724,542	82,722,946	1,836,756	80,886,190	58,983,746	6.5863	388,484,649	0	0	1.0000	0	109,566,324	79,897,845	714,209,192
2095	9,380,174	5,823,411	3,556,763	2,593,659	16.1631	41,921,569	7,352,831	1,836,756	5,516,075	4,022,427	6.7562	27,176,318	0	0	1.0000	0	9,072,838	6,616,086	69,097,887
2096	9,401,388	5,823,411	3,577,977	2,609,129	16.7741	43,765,792	7,359,522	1,836,756	5,522,766	4,027,306	6.9305	27,911,244	0	0	1.0000	0	9,100,744	6,636,435	71,677,036
2097	9,380,174	5,823,411	3,556,763	2,593,659	17.4081	45,150,674	7,352,831	1,836,756	5,516,075	4,022,427	7.1093	28,596,637	0	0	1.0000	0	9,072,838	6,616,086	73,747,312
2098	9,380,174	5,823,411	3,556,763	2,593,659	18.0662	46,857,561	7,352,831	1,836,756	5,516,075	4,022,427	7.2927	29,334,350	0	0	1.0000	0	9,072,838	6,616,086	76,191,911
2099	9,380,174	5,823,411	3,556,763	2,593,659	18.7491	48,628,771	7,352,831	1,836,756	5,516,075	4,022,427	7.4809	30,091,371	0	0	1.0000	0	9,072,838	6,616,086	78,720,142
2100	9,380,174	5,823,411	3,556,763	2,593,659	19.4578	50,466,897	7,352,831	1,836,756	5,516,075	4,022,427	7.6739	30,867,699	0	0	1.0000	0	9,072,838	6,616,086	81,334,596
2101	9,380,174	5,823,411	3,556,763	2,593,659	20.1933	52,374,533	7,352,831	1,836,756	5,516,075	4,022,427	7.8719	31,664,140	0	0	1.0000	0	9,072,838	6,616,086	84,038,673
2102	9,380,174	5,823,411	3,556,763	2,593,659	20.9566	54,354,273	7,352,831	1,836,756	5,516,075	4,022,427	8.0750	32,481,095	0	0	1.0000	0	9,072,838	6,616,086	86,835,368
2103	9,380,174	5,823,411	3,556,763	2,593,659	21.7488	56,408,970	7,352,831	1,836,756	5,516,075	4,022,427	8.2833	33,318,966	0	0	1.0000	0	9,072,838	6,616,086	89,727,936
2104	9,401,388	5,823,411	3,577,977	2,609,129	22.5709	58,890,391	7,359,522	1,836,756	5,522,766	4,027,306	8.4970	34,220,019	0	0	1.0000	0	9,100,744	6,636,435	93,110,410
2105	9,380,174	5,823,411	3,556,763	2,593,659	23.4240	60,753,867	7,352,831	1,836,756	5,516,075	4,022,427	8.7162	35,060,275	0	0	1.0000	0	9,072,838	6,616,086	95,814,142
2106	9,380,174	5,823,411	3,556,763	2,593,659	24.3095	63,050,552	7,352,831	1,836,756	5,516,075	4,022,427	8.9411	35,964,918	0	0	1.0000	0	9,072,838	6,616,086	99,015,470
2107	9,380,174	5,823,411	3,556,763	2,593,659	25.2284	65,433,865	7,352,831	1,836,756	5,516,075	4,022,427	9.1718	36,892,892	0	0	1.0000	0	9,072,838	6,616,086	102,326,757
2108	16,579,495	5,823,411	10,756,084	7,843,540	26.1820	205,359,577	28,893,840	1,836,756	27,057,085	19,730,540	9.4084	185,632,815	0	0	1.0000	0	37,813,168	27,574,081	390,992,392
2109	9,380,174	5,823,411	3,556,763	2,593,659	27.1717	70,474,123	7,352,831	1,836,756	5,516,075	4,022,427	9.6512	38,821,243	0	0	1.0000	0	9,072,838	6,616,086	109,295,366
2110	9,380,174	5,823,411	3,556,763	2,593,659	28.1988	73,138,070	7,352,831	1,836,756	5,516,075	4,022,427	9.9002	39,822,828	0	0	1.0000	0	9,072,838	6,616,086	112,960,897
2111	9,380,174	5,823,411	3,556,763	2,593,659	29.2647	75,902,651	7,352,831	1,836,756	5,516,075	4,022,427	10.1556	40,850,155	0	0	1.0000	0	9,072,838	6,616,086	116,752,806
2112	9,401,388	5,823,411	3,577,977	2,609,129	30.3709	79,241,598	7,359,522	1,836,756	5,522,766	4,027,306	10.4176	41,954,863	0	0	1.0000	0	9,100,744	6,636,435	121,196,461
2113	12,969,227	5,823,411	7,145,816	5,210,865	31.5189	164,240,722	18,119,990	1,836,756	16,283,234	11,874,044	10.6864	126,890,781	0	0	1.0000	0	23,429,050	17,084,908	291,131,503
2114	9,380,174	5,823,411	3,556,763	2,593,659	32.7103	84,839,362	7,352,831	1,836,756	5,516,075	4,022,427	10.9621	44,094,242	0	0	1.0000	0	9,072,838	6,616,086	128,933,604

Xcel Energy
Nuclear Decommissioning Accrual
200-Year Decommissioning Period
DECON Method

Docket No. E002/M-20-___
Schedule E.12
Page 4 of 26

Proposed

AMOUNT TO RECOVER

	LABOR						NON-LABOR						PIIC Payment						
	Cost Estimate Nominal $s	DOE Reimbursement Estimate Nominal $s	Adjusted Estimate Nominal $s	Jurisdictional Cost in Nominal $s	Escalation Factor	Jurisdictional Cost in Future $'s	Cost Estimate Nominal $s	DOE Reimbursement Estimate Nominal $s	Adjusted Estimate Nominal $s	Jurisdictional Cost in Nominal $s	Escalation Factor	Jurisdictional Cost in Future $'s	Cost Estimate Nominal $s	Jurisdictional Cost in Nominal $s	Escalation Factor	Jurisdictional Cost in Future $'s	Total Cost Estimate Nominal $s	Total Jurisdictional Cost in Nominal $s	Total Jurisdictional Cost in Future $'s
2115	9,380,174	5,823,411	3,556,763	2,593,659	33.9468	88,046,421	7,352,831	1,836,756	5,516,075	4,022,427	11.2449	45,231,785	0	0	1.0000	0	9,072,838	6,616,086	133,278,206
2116	10,119,199	5,823,411	4,295,788	3,132,570	35.2299	110,360,135	9,512,954	1,836,756	7,676,198	5,597,629	11.5350	64,568,656	0	0	1.0000	0	11,971,986	8,730,200	174,928,791
2117	9,380,174	5,823,411	3,556,763	2,593,659	36.5616	94,828,321	7,352,831	1,836,756	5,516,075	4,022,427	11.8326	47,595,765	0	0	1.0000	0	9,072,838	6,616,086	142,424,086
2118	19,429,522	5,823,411	13,606,111	9,921,835	37.9437	376,471,128	37,500,877	1,836,756	35,664,121	26,006,955	12.1379	315,669,814	0	0	1.0000	0	49,270,232	35,928,789	692,140,942
2119	9,380,174	5,823,411	3,556,763	2,593,659	39.3779	102,132,842	7,352,831	1,836,756	5,516,075	4,022,427	12.4511	50,083,636	0	0	1.0000	0	9,072,838	6,616,086	152,216,478
2120	9,401,388	5,823,411	3,577,977	2,609,129	40.8664	106,625,712	7,359,522	1,836,756	5,522,766	4,027,306	12.7723	51,437,961	0	0	1.0000	0	9,100,744	6,636,435	158,063,673
2121	9,380,174	5,823,411	3,556,763	2,593,659	42.4112	110,000,188	7,352,831	1,836,756	5,516,075	4,022,427	13.1018	52,701,029	0	0	1.0000	0	9,072,838	6,616,086	162,701,217
2122	9,380,174	5,823,411	3,556,763	2,593,659	44.0143	114,158,083	7,352,831	1,836,756	5,516,075	4,022,427	13.4399	54,061,011	0	0	1.0000	0	9,072,838	6,616,086	168,219,094
2123	9,380,174	5,823,411	3,556,763	2,593,659	45.6781	118,473,413	7,352,831	1,836,756	5,516,075	4,022,427	13.7866	55,455,586	0	0	1.0000	0	9,072,838	6,616,086	173,928,999
2124	9,401,388	5,823,411	3,577,977	2,609,129	47.4047	123,684,980	7,359,522	1,836,756	5,522,766	4,027,306	14.1423	56,955,370	0	0	1.0000	0	9,100,744	6,636,435	180,640,350
2125	9,380,174	5,823,411	3,556,763	2,593,659	49.1966	127,599,202	7,352,831	1,836,756	5,516,075	4,022,427	14.5072	58,354,147	0	0	1.0000	0	9,072,838	6,616,086	185,953,348
2126	9,380,174	5,823,411	3,556,763	2,593,659	51.0562	132,422,370	7,352,831	1,836,756	5,516,075	4,022,427	14.8815	59,859,741	0	0	1.0000	0	9,072,838	6,616,086	192,282,111
2127	9,380,174	5,823,411	3,556,763	2,593,659	52.9861	137,427,872	7,352,831	1,836,756	5,516,075	4,022,427	15.2654	61,403,951	0	0	1.0000	0	9,072,838	6,616,086	198,831,823
2128	10,120,874	5,823,411	4,297,463	3,133,792	54.9890	172,324,083	9,517,980	1,836,756	7,681,224	5,601,295	15.6593	87,712,351	0	0	1.0000	0	11,978,687	8,735,086	260,036,434
2129	9,380,174	5,823,411	3,556,763	2,593,659	57.0676	148,013,891	7,352,831	1,836,756	5,516,075	4,022,427	16.0633	64,613,445	0	0	1.0000	0	9,072,838	6,616,086	212,627,336
2130	12,969,227	5,823,411	7,145,816	5,210,865	59.2248	308,612,417	18,119,990	1,836,756	16,283,234	11,874,044	16.4777	195,656,930	0	0	1.0000	0	23,429,050	17,084,908	504,269,347
2131	9,380,174	5,823,411	3,556,763	2,593,659	61.4635	159,415,356	7,352,831	1,836,756	5,516,075	4,022,427	16.9028	67,990,272	0	0	1.0000	0	9,072,838	6,616,086	227,405,628
2132	9,401,388	5,823,411	3,577,977	2,609,129	63.7868	166,427,994	7,359,522	1,836,756	5,522,766	4,027,306	17.3389	69,829,056	0	0	1.0000	0	9,100,744	6,636,435	236,257,050
2133	9,380,174	5,823,411	3,556,763	2,593,659	66.1979	171,694,775	7,352,831	1,836,756	5,516,075	4,022,427	17.7863	71,544,086	0	0	1.0000	0	9,072,838	6,616,086	243,238,861
2134	9,380,174	5,823,411	3,556,763	2,593,659	68.7002	178,184,888	7,352,831	1,836,756	5,516,075	4,022,427	18.2451	73,389,575	0	0	1.0000	0	9,072,838	6,616,086	251,574,463
2135	12,969,227	5,823,411	7,145,816	5,210,865	71.2971	371,519,538	18,119,990	1,836,756	16,283,234	11,874,044	18.7159	222,233,415	0	0	1.0000	0	23,429,050	17,084,908	593,752,953
2136	9,401,388	5,823,411	3,577,977	2,609,129	73.9921	193,054,938	7,359,522	1,836,756	5,522,766	4,027,306	19.1987	77,319,040	0	0	1.0000	0	9,100,744	6,636,435	270,373,979
2137	11,533,606	5,823,411	5,710,195	4,163,982	76.7890	319,748,042	13,813,126	1,836,756	11,976,370	8,733,397	19.6941	171,996,391	0	0	1.0000	0	17,686,565	12,897,379	491,744,433
2138	9,380,174	5,823,411	3,556,763	2,593,659	79.6916	206,692,831	7,352,831	1,836,756	5,516,075	4,022,427	20.2022	81,261,866	0	0	1.0000	0	9,072,838	6,616,086	287,954,697
2139	9,380,174	5,823,411	3,556,763	2,593,659	82.7040	214,505,969	7,352,831	1,836,756	5,516,075	4,022,427	20.7234	83,358,355	0	0	1.0000	0	9,072,838	6,616,086	297,864,324
2140	9,401,388	5,823,411	3,577,977	2,609,129	85.8302	223,942,069	7,359,522	1,836,756	5,522,766	4,027,306	21.2580	85,612,472	0	0	1.0000	0	9,100,744	6,636,435	309,554,541
2141	9,380,174	5,823,411	3,556,763	2,593,659	89.0745	231,028,874	7,352,831	1,836,756	5,516,075	4,022,427	21.8065	87,715,045	0	0	1.0000	0	9,072,838	6,616,086	318,743,919
2142	9,380,174	5,823,411	3,556,763	2,593,659	92.4416	239,761,983	7,352,831	1,836,756	5,516,075	4,022,427	22.3691	89,978,062	0	0	1.0000	0	9,072,838	6,616,086	329,740,045
2143	9,380,174	5,823,411	3,556,763	2,593,659	95.9359	248,825,005	7,352,831	1,836,756	5,516,075	4,022,427	22.9462	92,299,405	0	0	1.0000	0	9,072,838	6,616,086	341,124,410
2144	34,524,760	5,823,411	28,701,349	20,929,569	99.5622	2,083,793,938	82,729,637	1,836,756	80,892,881	58,988,626	23.5382	1,388,486,075	0	0	1.0000	0	109,594,230	79,918,195	3,472,280,013
2145	9,380,174	5,823,411	3,556,763	2,593,659	103.3257	267,991,626	7,352,831	1,836,756	5,516,075	4,022,427	24.1455	97,123,501	0	0	1.0000	0	9,072,838	6,616,086	365,115,127
2146	9,380,174	5,823,411	3,556,763	2,593,659	107.2314	278,121,680	7,352,831	1,836,756	5,516,075	4,022,427	24.7685	99,629,473	0	0	1.0000	0	9,072,838	6,616,086	377,751,152
2147	9,380,174	5,823,411	3,556,763	2,593,659	111.2847	288,634,557	7,352,831	1,836,756	5,516,075	4,022,427	25.4075	102,199,803	0	0	1.0000	0	9,072,838	6,616,086	390,834,361
2148	9,401,388	5,823,411	3,577,977	2,609,129	115.4913	301,331,707	7,359,522	1,836,756	5,522,766	4,027,306	26.0630	104,963,677	0	0	1.0000	0	9,100,744	6,636,435	406,295,384
2149	9,380,174	5,823,411	3,556,763	2,593,659	119.8569	310,867,921	7,352,831	1,836,756	5,516,075	4,022,427	26.7355	107,541,586	0	0	1.0000	0	9,072,838	6,616,086	418,409,506
2150	9,380,174	5,823,411	3,556,763	2,593,659	124.3875	322,618,752	7,352,831	1,836,756	5,516,075	4,022,427	27.4252	110,315,853	0	0	1.0000	0	9,072,838	6,616,086	432,934,605
2151	9,380,174	5,823,411	3,556,763	2,593,659	129.0893	334,813,617	7,352,831	1,836,756	5,516,075	4,022,427	28.1328	113,162,122	0	0	1.0000	0	9,072,838	6,616,086	447,975,740
2152	9,401,388	5,823,411	3,577,977	2,609,129	133.9689	349,542,150	7,359,522	1,836,756	5,522,766	4,027,306	28.8586	116,222,414	0	0	1.0000	0	9,100,744	6,636,435	465,764,564
2153	9,380,174	5,823,411	3,556,763	2,593,659	139.0329	360,603,924	7,352,831	1,836,756	5,516,075	4,022,427	29.6032	119,076,698	0	0	1.0000	0	9,072,838	6,616,086	479,680,623
2154	9,380,174	5,823,411	3,556,763	2,593,659	144.2884	374,234,899	7,352,831	1,836,756	5,516,075	4,022,427	30.3669	122,148,626	0	0	1.0000	0	9,072,838	6,616,086	496,383,525
2155	9,380,174	5,823,411	3,556,763	2,593,659	149.7425	388,380,974	7,352,831	1,836,756	5,516,075	4,022,427	31.1504	125,300,197	0	0	1.0000	0	9,072,838	6,616,086	513,681,171
2156	9,401,388	5,823,411	3,577,977	2,609,129	155.4027	405,465,701	7,359,522	1,836,756	5,522,766	4,027,306	31.9541	128,688,940	0	0	1.0000	0	9,100,744	6,636,435	534,154,640
2157	9,380,174	5,823,411	3,556,763	2,593,659	161.2769	418,297,274	7,352,831	1,836,756	5,516,075	4,022,427	32.7785	131,849,110	0	0	1.0000	0	9,072,838	6,616,086	550,146,384
2158	16,558,280	5,823,411	10,734,869	7,828,070	167.3732	1,310,209,186	28,887,149	1,836,756	27,050,393	19,725,661	33.6242	663,259,565	0	0	1.0000	0	37,785,262	27,553,731	1,973,468,752
2159	9,380,174	5,823,411	3,556,763	2,593,659	173.6999	450,518,299	7,352,831	1,836,756	5,516,075	4,022,427	34.4917	138,740,331	0	0	1.0000	0	9,072,838	6,616,086	589,258,630
2160	9,401,388	5,823,411	3,577,977	2,609,129	180.2658	470,336,737	7,359,522	1,836,756	5,522,766	4,027,306	35.3816	142,492,531	0	0	1.0000	0	9,100,744	6,636,435	612,829,268
2161	9,380,174	5,823,411	3,556,763	2,593,659	187.0798	485,221,196	7,352,831	1,836,756	5,516,075	4,022,427	36.2944	145,991,559	0	0	1.0000	0	9,072,838	6,616,086	631,212,755
2162	9,380,174	5,823,411	3,556,763	2,593,659	194.1514	503,562,515	7,352,831	1,836,756	5,516,075	4,022,427	37.2308	149,758,159	0	0	1.0000	0	9,072,838	6,616,086	653,320,674
2163	12,969,227	5,823,411	7,145,816	5,210,865	201.4904	1,049,939,203	18,119,990	1,836,756	16,283,234	11,874,044	38.1914	453,486,353	0	0	1.0000	0	23,429,050	17,084,908	1,503,425,556
2164	9,401,388	5,823,411	3,577,977	2,609,129	209.1067	545,586,368	7,359,522	1,836,756	5,522,766	4,027,306	39.1767	157,776,560	0	0	1.0000	0	9,100,744	6,636,435	703,362,928
2165	9,380,174	5,823,411	3,556,763	2,593,659	217.0109	562,852,261	7,352,831	1,836,756	5,516,075	4,022,427	40.1875	161,651,268	0	0	1.0000	0	9,072,838	6,616,086	724,503,530
2166	10,097,984	5,823,411	4,274,573	3,117,100	225.2140	702,014,579	9,506,262	1,836,756	7,669,507	5,592,750	41.2243	230,557,204	0	0	1.0000	0	11,944,080	8,709,850	932,571,782
2167	9,380,174	5,823,411	3,556,763	2,593,659	233.7270	606,208,124	7,352,831	1,836,756	5,516,075	4,022,427	42.2879	170,099,973	0	0	1.0000	0	9,072,838	6,616,086	776,308,097
2168	20,170,223	5,823,411	14,346,812	10,461,968	242.5619	2,537,674,808	39,666,026	1,836,756	37,829,270	27,585,822	43.3789	1,196,642,636	0	0	1.0000	0	52,176,082	38,047,790	3,734,317,443
2169	9,380,174	5,823,411	3,556,763	2,593,659	251.7308	652,903,841	7,352,831	1,836,756	5,516,075	4,022,427	44.4981	178,990,340	0	0	1.0000	0	9,072,838	6,616,086	831,894,181
2170	9,380,174	5,823,411	3,556,763	2,593,659	261.2462	677,583,543	7,352,831	1,836,756	5,516,075	4,022,427	45.6462	183,608,488	0	0	1.0000	0	9,072,838	6,616,086	861,192,031
2171	9,380,174	5,823,411	3,556,763	2,593,659	271.1213	703,196,184	7,352,831	1,836,756	5,516,075	4,022,427	46.8238	188,345,298	0	0	1.0000	0	9,072,838	6,616,086	891,541,482
2172	9,401,388	5,823,411	3,577,977	2,609,129	281.3697	734,129,861	7,359,522	1,836,756	5,522,766	4,027,306	48.0319	193,439,160	0	0	1.0000	0	9,100,744	6,636,435	927,569,021
2173	9,380,174	5,823,411	3,556,763	2,593,659	292.0054	757,362,417	7,352,831	1,836,756	5,516,075	4,022,427	49.2711	198,189,382	0	0	1.0000	0	9,072,838	6,616,086	955,551,799
2174	9,380,174	5,823,411	3,556,763	2,593,659	303.0433	785,990,965	7,352,831	1,836,756	5,516,075	4,022,427	50.5423	203,302,691	0	0	1.0000	0	9,072,838	6,616,086	989,293,656
2175	9,380,174	5,823,411	3,556,763	2,593,659	314.4983	815,701,328	7,352,831	1,836,756	5,516,075	4,022,427	51.8463	208,547,935	0	0	1.0000	0	9,072,838	6,616,086	1,024,249,263
2176	9,401,388	5,823,411	3,577,977	2,609,129	326.3863	851,583,980	7,359,522	1,836,756	5,522,766	4,027,306	53.1839	214,187,841	0	0	1.0000	0	9,100,744	6,636,435	1,065,771,821
2177	9,380,174	5,823,411	3,556,763	2,593,659	338.7237	878,533,754	7,352,831	1,836,756	5,516,075	4,022,427	54.5561	219,447,907	0	0	1.0000	0	9,072,838	6,616,086	1,097,981,660
2178	9,380,174	5,823,411	3,556,763	2,593,659	351.5275	911,742,444	7,352,831	1,836,756	5,516,075	4,022,427	55.9636	225,109,472	0	0	1.0000	0	9,072,838	6,616,086	1,136,851,916
2179	9,380,174	5,823,411	3,556,763	2,593,659	364.8152	946,206,206	7,352,831	1,836,756	5,516,075	4,022,427	57.4075	230,917,454	0	0	1.0000	0	9,072,838	6,616,086	1,177,123,660
2180	12,990,442	5,823,411	7,167,030	5,226,335	378.6052	1,978,717,521	18,126,681	1,836,756	16,289,925	11,878,923	58.8886	699,533,154	0	0	1.0000	0	23,456,956	17,105,258	2,678,250,675
2181	9,380,174	5,823,411	3,556,763	2,593,659	392.9165	1,019,091,394	7,352,831	1,836,756	5,516,075	4,022,427	60.4079	242,986,342	0	0	1.0000	0	9,072,838	6,616,086	1,262,077,736
2182	9,380,174	5,823,411	3,556,763	2,593,659	407.7688	1,057,613,195	7,352,831	1,836,756	5,516,075	4,022,427	61.9664	249,255,294	0	0	1.0000	0	9,072,838	6,616,086	1,306,868,489
2183	9,380,174	5,823,411	3,556,763	2,593,659	423.1824	1,097,590,816	7,352,831	1,836,756	5,516,075	4,022,427	63.5652	255,686,350	0	0	1.0000	0	9,072,838	6,616,086	1,353,277,166
2184	9,401,388	5,823,411	3,577,977	2,609,129	439.1787	1,145,873,909	7,359,522	1,836,756	5,522,766	4,027,306	65.2052	262,601,295	0	0	1.0000	0	9,100,744	6,636,435	1,408,475,204
2185	12,969,227	5,823,411	7,145,816	5,210,865	455.7797	2,375,006,328	18,119,990	1,836,756	16,283,234	11,874,044	66.8874	794,223,911	0	0	1.0000	0	23,429,050	17,084,908	3,169,230,239
2186	9,380,174	5,823,411	3,556,763	2,593,659	473.0081	1,226,821,689	7,352,831	1,836,756	5,516,075	4,022,427	68.6131	275,991,157	0	0	1.0000	0	9,072,838	6,616,086	1,502,812,846
2187	11,533,606	5,823,411	5,710,195	4,163,982	490.8878	2,044,048,144	13,813,126	1,836,756	11,976,370	8,733,397	70.3834	614,686,164	0	0	1.0000	0	17,686,565	12,897,379	2,658,734,308
2188	9,401,388	5,823,411	3,577,977	2,609,129	509.4434	1,329,203,580	7,359,522	1,836,756	5,522,766	4,027,306	72.1993	290,768,676	0	0	1.0000	0	9,100,744	6,636,435	1,619,972,256
2189	9,380,174	5,823,411	3,556,763	2,593,659	528.7004	1,371,268,521	7,352,831	1,836,756	5,516,075	4,022,427	74.0620	297,908,957	0	0	1.0000	0	9,072,838	6,616,086	1,669,177,478
2190	9,380,174	5,823,411	3,556,763	2,593,659	548.6852	1,423,102,276	7,352,831	1,836,756	5,516,075	4,022,427	75.9728	305,595,010	0	0	1.0000	0	9,072,838	6,616,086	1,728,697,286
2191	9,380,174	5,823,411	3,556,763	2,593,659	569.4255	1,476,895,540	7,352,831	1,836,756	5,516,075	4,022,427	77.9329	313,479,368	0	0	1.0000	0	9,072,838	6,616,086	1,790,374,909

Xcel Energy
Nuclear Decommissioning Accrual
200-Year Decommissioning Period
DECON Method

Docket No. E002/M-20-___
Schedule E.12
Page 5 of 26

Proposed

AMOUNT TO RECOVER

	LABOR						NON-LABOR						PIIC Payment						
	Cost Estimate Nominal $s	DOE Reimbursement Estimate Nominal $s	Adjusted Estimate Nominal $s	Jurisdictional Cost in Nominal $s	Escalation Factor	Jurisdictional Cost in Future $'s	Cost Estimate Nominal $s	DOE Reimbursement Estimate Nominal $s	Adjusted Estimate Nominal $s	Jurisdictional Cost in Nominal $s	Escalation Factor	Jurisdictional Cost in Future $'s	Cost Estimate Nominal $s	Jurisdictional Cost in Nominal $s	Escalation Factor	Jurisdictional Cost in Future $'s	Total Cost Estimate Nominal $s	Total Jurisdictional Cost in Nominal $s	Total Jurisdictional Cost in Future $'s
2192	10,121,288	5,823,411	4,297,877	3,134,094	590.9498	1,852,092,115	9,519,222	1,836,756	7,682,466	5,602,200	79.9436	447,860,060	0	0	1.0000	0	11,980,344	8,736,294	2,299,952,176
2193	10,639,999	5,823,411	4,816,588	3,512,347	613.2877	2,154,079,379	11,132,306	1,836,756	9,295,550	6,778,492	82.0061	555,877,656	0	0	1.0000	0	14,112,138	10,290,839	2,709,957,035
2194	34,683,520	5,823,411	28,860,109	21,045,340	636.4700	13,394,727,615	83,262,871	1,836,756	81,426,115	59,377,470	84.1219	4,994,945,598	0	0	1.0000	0	110,286,224	80,422,810	18,389,673,213
2195	10,460,024	5,823,411	4,636,613	3,381,106	660.5286	2,233,317,265	10,592,381	1,836,756	8,755,625	6,384,768	86.2922	550,955,676	0	0	1.0000	0	13,392,238	9,765,874	2,784,272,942
2196	10,841,188	5,823,411	5,017,777	3,659,059	685.4966	2,508,272,214	11,678,922	1,836,756	9,842,166	7,177,095	88.5185	635,305,646	0	0	1.0000	0	14,859,944	10,836,153	3,143,577,860
2197	7,743,343	5,823,411	1,919,932	1,400,051	711.4083	996,007,897	2,442,339	1,836,756	605,583	441,603	90.8023	40,098,543	0	0	1.0000	0	2,525,515	1,841,654	1,036,106,441
2198	7,743,343	5,823,411	1,919,932	1,400,051	738.2996	1,033,657,088	2,442,339	1,836,756	605,583	441,603	93.1450	41,133,086	0	0	1.0000	0	2,525,515	1,841,654	1,074,790,175
2199	7,743,343	5,823,411	1,919,932	1,400,051	766.2073	1,072,729,291	2,442,339	1,836,756	605,583	441,603	95.5482	42,194,346	0	0	1.0000	0	2,525,515	1,841,654	1,114,923,637
2200	7,743,343	5,823,411	1,919,932	1,400,051	795.1699	1,113,278,408	2,442,339	1,836,756	605,583	441,603	98.0133	43,282,941	0	0	1.0000	0	2,525,515	1,841,654	1,156,561,349
2201	7,743,343	5,823,411	1,919,932	1,400,051	825.2273	1,155,360,301	2,442,339	1,836,756	605,583	441,603	100.5421	44,399,666	0	0	1.0000	0	2,525,515	1,841,654	1,199,759,967
2202	7,743,343	5,823,411	1,919,932	1,400,051	856.4209	1,199,032,932	2,442,339	1,836,756	605,583	441,603	103.1360	45,545,139	0	0	1.0000	0	2,525,515	1,841,654	1,244,578,071
2203	7,743,343	5,823,411	1,919,932	1,400,051	888.7937	1,244,356,503	2,442,339	1,836,756	605,583	441,603	105.7969	46,720,200	0	0	1.0000	0	2,525,515	1,841,654	1,291,076,702
2204	7,764,558	5,823,411	1,941,147	1,415,521	922.3901	1,305,662,659	2,449,030	1,836,756	612,274	446,482	108.5265	48,455,148	0	0	1.0000	0	2,553,421	1,862,003	1,354,117,808
2205	7,743,343	5,823,411	1,919,932	1,400,051	957.2564	1,340,207,774	2,442,339	1,836,756	605,583	441,603	111.3265	49,162,086	0	0	1.0000	0	2,525,515	1,841,654	1,389,369,860
2206	7,743,343	5,823,411	1,919,932	1,400,051	993.4407	1,390,867,639	2,442,339	1,836,756	605,583	441,603	114.1987	50,430,457	0	0	1.0000	0	2,525,515	1,841,654	1,441,298,096
2207	7,743,343	5,823,411	1,919,932	1,400,051	1,030.9927	1,443,442,354	2,442,339	1,836,756	605,583	441,603	117.1450	51,731,552	0	0	1.0000	0	2,525,515	1,841,654	1,495,173,905
2208	15,662,150	5,823,411	9,838,739	7,174,595	1,069.9643	7,676,560,909	26,141,807	1,836,756	24,305,051	17,723,705	120.1674	2,129,811,542	0	0	1.0000	0	34,143,790	24,898,300	9,806,372,450
2209	7,743,343	5,823,411	1,919,932	1,400,051	1,110.4089	1,554,629,084	2,442,339	1,836,756	605,583	441,603	123.2677	54,435,353	0	0	1.0000	0	2,525,515	1,841,654	1,609,064,436
2210	7,743,343	5,823,411	1,919,932	1,400,051	1,152.3824	1,613,394,124	2,442,339	1,836,756	605,583	441,603	126.4480	55,839,782	0	0	1.0000	0	2,525,515	1,841,654	1,669,233,906
2211	7,743,343	5,823,411	1,919,932	1,400,051	1,195.9424	1,674,380,345	2,442,339	1,836,756	605,583	441,603	129.7104	57,280,467	0	0	1.0000	0	2,525,515	1,841,654	1,731,660,812
2212	7,764,558	5,823,411	1,941,147	1,415,521	1,241.1491	1,756,872,753	2,449,030	1,836,756	612,274	446,482	133.0569	59,407,535	0	0	1.0000	0	2,553,421	1,862,003	1,816,280,288
2213	11,332,396	5,823,411	5,508,985	4,017,257	1,288.0645	5,174,485,747	13,209,498	1,836,756	11,372,742	8,293,220	136.4898	1,131,939,920	0	0	1.0000	0	16,881,728	12,310,477	6,306,425,667
2214	7,743,343	5,823,411	1,919,932	1,400,051	1,336.7533	1,871,522,786	2,442,339	1,836,756	605,583	441,603	140.0112	61,829,328	0	0	1.0000	0	2,525,515	1,841,654	1,933,352,113
2215	7,743,343	5,823,411	1,919,932	1,400,051	1,387.2826	1,942,266,382	2,442,339	1,836,756	605,583	441,603	143.6235	63,424,529	0	0	1.0000	0	2,525,515	1,841,654	2,005,690,912
2216	8,482,369	5,823,411	2,658,957	1,938,962	1,439.7219	2,791,566,419	4,602,462	1,836,756	2,765,706	2,016,806	147.3290	297,133,953	0	0	1.0000	0	5,424,664	3,955,768	3,088,700,372
2217	7,743,343	5,823,411	1,919,932	1,400,051	1,494.1434	2,091,876,951	2,442,339	1,836,756	605,583	441,603	151.1301	66,739,464	0	0	1.0000	0	2,525,515	1,841,654	2,158,616,416
2218	18,311,629	5,823,411	12,488,218	9,106,646	1,550.6220	14,120,965,736	34,147,197	1,836,756	32,310,442	23,561,388	155.0292	3,652,703,124	0	0	1.0000	0	44,798,660	32,668,034	17,773,668,861
2219	8,366,068	5,823,411	2,542,657	1,854,154	1,609.2355	2,983,770,271	4,310,514	1,836,756	2,473,758	1,803,911	159.0290	286,874,231	0	0	1.0000	0	5,016,415	3,658,065	3,270,644,502
2220	8,283,495	5,823,411	2,460,084	1,793,940	1,670.0646	2,995,996,016	4,005,843	1,836,756	2,169,087	1,581,739	163.1319	258,032,159	0	0	1.0000	0	4,629,171	3,375,680	3,254,028,175
2221	8,262,281	5,823,411	2,438,870	1,778,470	1,733.1930	3,082,431,890	3,999,151	1,836,756	2,162,396	1,576,860	167.3407	263,872,853	0	0	1.0000	0	4,601,265	3,355,330	3,346,304,744
2222	8,262,281	5,823,411	2,438,870	1,778,470	1,798.7077	3,198,947,824	3,999,151	1,836,756	2,162,396	1,576,860	171.6581	270,680,789	0	0	1.0000	0	4,601,265	3,355,330	3,469,628,612
2223	8,366,068	5,823,411	2,542,657	1,854,154	1,866.6989	3,461,147,037	4,310,514	1,836,756	2,473,758	1,803,911	176.0869	317,645,172	0	0	1.0000	0	5,016,415	3,658,065	3,778,792,209
2224	8,283,495	5,823,411	2,460,084	1,793,940	1,937.2601	3,475,328,764	4,005,843	1,836,756	2,169,087	1,581,739	180.6299	285,709,436	0	0	1.0000	0	4,629,171	3,375,680	3,761,038,200
2225	8,262,281	5,823,411	2,438,870	1,778,470	2,010.4885	3,575,593,640	3,999,151	1,836,756	2,162,396	1,576,860	185.2902	292,176,702	0	0	1.0000	0	4,601,265	3,355,330	3,867,770,341
2226	8,262,281	5,823,411	2,438,870	1,778,470	2,086.4850	3,710,751,141	3,999,151	1,836,756	2,162,396	1,576,860	190.0707	299,714,881	0	0	1.0000	0	4,601,265	3,355,330	4,010,466,022
2227	8,366,068	5,823,411	2,542,657	1,854,154	2,165.3541	4,014,899,739	4,310,514	1,836,756	2,473,758	1,803,911	194.9745	351,716,730	0	0	1.0000	0	5,016,415	3,658,065	4,366,616,469
2228	8,283,495	5,823,411	2,460,084	1,793,940	2,247.2045	4,031,350,481	4,005,843	1,836,756	2,169,087	1,581,739	200.0048	316,355,479	0	0	1.0000	0	4,629,171	3,375,680	4,347,705,961
2229	8,262,281	5,823,411	2,438,870	1,778,470	2,332.1489	4,147,657,037	3,999,151	1,836,756	2,162,396	1,576,860	205.1650	323,516,478	0	0	1.0000	0	4,601,265	3,355,330	4,471,173,515
2230	11,436,184	5,823,411	5,612,773	4,092,941	2,420.3041	9,906,160,722	13,520,861	1,836,756	11,684,105	8,520,271	210.4582	1,793,160,963	0	0	1.0000	0	17,296,878	12,613,212	11,699,321,686
2231	7,847,131	5,823,411	2,023,720	1,475,735	2,511.7916	3,706,738,300	2,753,701	1,836,756	916,946	668,654	215.8880	144,354,413	0	0	1.0000	0	2,940,665	2,144,389	3,851,092,714
2232	7,868,345	5,823,411	2,044,934	1,491,205	2,606.7373	3,887,179,508	2,760,393	1,836,756	923,637	673,534	221.4580	149,159,411	0	0	1.0000	0	2,968,571	2,164,739	4,036,338,919
2233	7,950,918	5,823,411	2,127,507	1,551,419	2,705.2720	4,197,009,373	3,065,064	1,836,756	1,228,308	895,706	227.1716	203,478,881	0	0	1.0000	0	3,355,815	2,447,124	4,400,488,254
2234	7,847,131	5,823,411	2,023,720	1,475,735	2,807.5313	4,143,171,671	2,753,701	1,836,756	916,946	668,654	233.0326	155,818,222	0	0	1.0000	0	2,940,665	2,144,389	4,298,989,892
2235	11,436,184	5,823,411	5,612,773	4,092,941	2,913.6559	11,925,420,295	13,520,861	1,836,756	11,684,105	8,520,271	239.0448	2,036,726,551	0	0	1.0000	0	17,296,878	12,613,212	13,962,146,846
2236	7,972,133	5,823,411	2,148,722	1,566,889	3,023.7921	4,737,945,809	3,071,755	1,836,756	1,234,999	900,585	245.2122	220,834,449	0	0	1.0000	0	3,383,721	2,467,474	4,958,780,258
2237	10,000,563	5,823,411	4,177,151	3,046,058	3,138.0915	9,558,809,460	9,213,997	1,836,756	7,377,241	5,379,624	251.5387	1,353,183,742	0	0	1.0000	0	11,554,393	8,425,683	10,911,993,202
2238	7,847,131	5,823,411	2,023,720	1,475,735	3,256.7113	4,806,042,233	2,753,701	1,836,756	916,946	668,654	258.0284	172,531,768	0	0	1.0000	0	2,940,665	2,144,389	4,978,574,001
2239	7,950,918	5,823,411	2,127,507	1,551,419	3,379.8150	5,243,507,948	3,065,064	1,836,756	1,228,308	895,706	264.6855	237,080,293	0	0	1.0000	0	3,355,815	2,447,124	5,480,588,240
2240	7,919,652	5,823,411	2,096,241	1,528,618	3,507.5720	5,361,739,109	9,380,077	1,836,756	7,543,322	5,500,734	271.5144	1,493,528,362	0	0	1.0000	0	9,639,562	7,029,352	6,855,267,471
2241	2,074,007	5,823,411	(3,749,404)	(2,734,137)	3,640.1583	(9,952,690,736)	5,654,893	1,836,756	3,818,137	2,784,258	278.5195	775,470,146	0	0	1.0000	0	68,733	50,121	(9,177,220,591)
	$2,458,455,841	$1,129,741,756	$1,328,714,084	$968,923,556		$224,842,186,810	$2,393,720,043	$356,330,608	$2,037,389,435	$1,485,703,086		$46,227,410,170	$0	$0		$0	$3,366,103,519	$2,454,626,642	$271,069,596,981

Xcel Energy
Nuclear Decommissioning Accrual
200-Year Decommissioning Period
DECON Method

Docket No. E002/M-20-___
Schedule E.12
Page 6 of 26

Proposed

AMOUNT TO RECOVER

	LABOR						NON-LABOR						PIIC Payment						
	Cost Estimate Nominal $s	DOE Reimbursement Estimate Nominal $s	Adjusted Estimate Nominal $s	Jurisdictional Cost in Nominal $s	Escalation Factor	Jurisdictional Cost in Future $'s	Cost Estimate Nominal $s	DOE Reimbursement Estimate Nominal $s	Adjusted Estimate Nominal $s	Jurisdictional Cost in Nominal $s	Escalation Factor	Jurisdictional Cost in Future $'s	Cost Estimate Nominal $s	Jurisdictional Cost in Nominal $s	Escalation Factor	Jurisdictional Cost in Future $'s	Total Cost Estimate Nominal $s	Total Jurisdictiona Cost in Nominal $s	Total Jurisdictional Cost in Future $'s
Prairie Island Unit 1																			
Factors	*2020*			*72.9219%*	*3.78%*						*2.58%*				*0.00%*				
2033	$23,781,621	$0	$23,781,621	$17,342,010	1.6199	$28,092,322	$10,730,367	$0	$10,730,367	$7,824,788	1.3926	$10,896,799	$1,250,000	$911,524	1.0000	$911,524	$35,761,989	$26,078,322	$39,900,645
2034	67,414,165	-	67,414,165	49,159,690	1.6811	82,642,355	37,794,291	-	37,794,291	27,560,315	1.4285	39,369,910	1,250,000	911,524	1.0000	911,524	106,458,456	77,631,529	122,923,789
2035	68,590,728	-	68,590,728	50,017,662	1.7446	87,260,813	77,836,645	-	77,836,645	56,759,960	1.4653	83,170,370	1,250,000	911,524	1.0000	911,524	147,677,372	107,689,146	171,342,706
2036	64,616,422	-	64,616,422	47,119,523	1.8106	85,314,608	81,274,975	-	81,274,975	59,267,256	1.5032	89,090,539	1,250,000	911,524	1.0000	911,524	147,141,397	107,298,302	175,316,670
2037	46,367,050	-	46,367,050	33,811,734	1.8790	63,532,248	68,950,805	-	68,950,805	50,280,237	1.5419	77,527,098	1,250,000	911,524	1.0000	911,524	116,567,855	85,003,495	141,970,869
2038	26,102,517	-	26,102,517	19,034,451	1.9501	37,119,083	44,888,187	-	44,888,187	32,733,319	1.5817	51,774,290	1,250,000	911,524	1.0000	911,524	72,240,703	52,679,293	89,804,897
2039	33,734,614	-	33,734,614	24,599,921	2.0238	49,785,321	14,198,586	-	14,198,586	10,353,879	1.6225	16,799,168	1,250,000	911,524	1.0000	911,524	49,183,200	35,865,324	67,496,013
2040	20,721,562	-	20,721,562	15,110,557	2.1003	31,736,703	9,470,370	-	9,470,370	6,905,974	1.6644	11,494,303	1,250,000	911,524	1.0000	911,524	31,441,932	22,928,054	44,142,529
2041	15,615,259	2,964,152	12,651,106	9,225,427	2.1797	20,108,663	11,497,230	1,596,286	9,900,945	7,219,957	1.7073	12,326,633	1,250,000	911,524	1.0000	911,524	23,802,051	17,356,908	33,346,820
2042	9,448,219	2,964,152	6,484,067	4,728,305	2.2620	10,695,425	6,542,839	1,596,286	4,946,554	3,607,121	1.7514	6,317,511	1,250,000	911,524	1.0000	911,524	12,680,620	9,246,949	17,924,460
2043	3,952,204	2,964,152	988,052	720,506	2.3475	1,691,388	2,127,526	1,596,286	531,240	387,390	1.7966	695,985	1,250,000	911,524	1.0000	911,524	2,769,292	2,019,420	3,298,897
2044	3,963,032	2,964,152	998,879	728,402	2.4363	1,774,606	2,136,779	1,596,286	540,493	394,138	1.8429	726,357	1,250,000	911,524	1.0000	911,524	2,789,373	2,034,064	3,412,486
2045	5,466,342	2,964,152	2,502,189	1,824,644	2.5284	4,613,430	6,669,939	1,596,286	5,073,654	3,699,805	1.8905	6,994,481	1,250,000	911,524	1.0000	911,524	8,825,843	6,435,973	12,519,435
2046	4,961,629	2,964,152	1,997,477	1,456,598	2.6239	3,821,968	5,155,801	1,596,286	3,559,516	2,595,667	1.9392	5,033,517	1,250,000	911,524	1.0000	911,524	6,806,993	4,963,788	9,767,008
2047	4,961,629	2,964,152	1,997,477	1,456,598	2.7231	3,966,462	5,155,801	1,596,286	3,559,516	2,595,667	1.9893	5,163,560	1,250,000	911,524	1.0000	911,524	6,806,993	4,963,788	10,041,546
2048	3,963,032	2,964,152	998,879	728,402	2.8261	2,058,537	2,136,779	1,596,286	540,493	394,138	2.0406	804,278	1,250,000	911,524	1.0000	911,524	2,789,373	2,034,064	3,774,339
2049	4,961,629	2,964,152	1,997,477	1,456,598	2.9329	4,272,056	5,155,801	1,596,286	3,559,516	2,595,667	2.0932	5,433,249	1,250,000	911,524	1.0000	911,524	6,806,993	4,963,788	10,616,830
2050	5,466,342	2,964,152	2,502,189	1,824,644	3.0438	5,553,852	6,669,939	1,596,286	5,073,654	3,699,805	2.1472	7,944,221	1,250,000	911,524	1.0000	911,524	8,825,843	6,435,973	14,409,596
2051	5,411,567	2,964,152	2,447,414	1,784,701	3.1588	5,637,514	6,505,614	1,596,286	4,909,328	3,579,976	2.2026	7,885,254	1,250,000	911,524	1.0000	911,524	8,606,743	6,276,200	14,434,291
2052	5,477,170	2,964,152	2,513,017	1,832,540	3.2782	6,007,433	6,679,193	1,596,286	5,082,907	3,706,553	2.2595	8,374,956	1,250,000	911,524	1.0000	911,524	8,845,925	6,450,616	15,293,912
2053	3,952,204	2,964,152	988,052	720,506	3.4021	2,451,233	2,127,526	1,596,286	531,240	387,390	2.3178	897,893	1,250,000	911,524	1.0000	911,524	2,769,292	2,019,420	4,260,650
2054	3,952,204	2,964,152	988,052	720,506	3.5307	2,543,890	2,127,526	1,596,286	531,240	387,390	2.3776	921,059	1,250,000	911,524	1.0000	911,524	2,769,292	2,019,420	4,376,473
2055	5,466,342	2,964,152	2,502,189	1,824,644	3.6642	6,685,861	6,669,939	1,596,286	5,073,654	3,699,805	2.4389	9,023,454	1,250,000	911,524	1.0000	911,524	8,825,843	6,435,973	16,620,838
2056	4,972,457	2,964,152	2,008,305	1,464,494	3.8027	5,569,031	5,165,055	1,596,286	3,568,769	2,602,414	2.5018	6,510,720	1,250,000	911,524	1.0000	911,524	6,827,074	4,978,432	12,991,276
2057	4,961,629	2,964,152	1,997,477	1,456,598	3.9464	5,748,319	5,155,801	1,596,286	3,559,516	2,595,667	2.5664	6,661,519	1,250,000	911,524	1.0000	911,524	6,806,993	4,963,788	13,321,361
2058	3,952,204	2,964,152	988,052	720,506	4.0956	2,950,904	2,127,526	1,596,286	531,240	387,390	2.6326	1,019,844	1,250,000	911,524	1.0000	911,524	2,769,292	2,019,420	4,882,272
2059	4,906,854	2,964,152	1,942,702	1,416,655	4.2504	6,021,350	4,991,476	1,596,286	3,395,190	2,475,837	2.7005	6,685,999	1,250,000	911,524	1.0000	911,524	6,587,892	4,804,016	13,618,873
2060	4,972,457	2,964,152	2,008,305	1,464,494	4.4111	6,460,029	5,165,055	1,596,286	3,568,769	2,602,414	2.7702	7,209,208	1,250,000	911,524	1.0000	911,524	6,827,074	4,978,432	14,580,762
2061	4,961,629	2,964,152	1,997,477	1,456,598	4.5778	6,668,015	5,155,801	1,596,286	3,559,516	2,595,667	2.8416	7,375,846	1,250,000	911,524	1.0000	911,524	6,806,993	4,963,788	14,955,385
2062	3,952,204	2,964,152	988,052	720,506	4.7509	3,423,052	2,127,526	1,596,286	531,240	387,390	2.9150	1,129,243	1,250,000	911,524	1.0000	911,524	2,769,292	2,019,420	5,463,818
2063	6,980,480	2,964,152	4,016,327	2,928,782	4.9305	14,440,361	11,212,353	1,596,286	9,616,068	7,012,219	2.9902	20,967,938	1,250,000	911,524	1.0000	911,524	14,882,395	10,852,525	36,319,822
2064	5,927,107	2,964,152	2,962,955	2,160,643	5.1168	11,055,578	8,029,005	1,596,286	6,432,720	4,690,862	3.0673	14,388,279	1,250,000	911,524	1.0000	911,524	10,645,675	7,763,028	26,355,381
2065	4,961,629	2,964,152	1,997,477	1,456,598	5.3103	7,734,973	5,155,801	1,596,286	3,559,516	2,595,667	3.1465	8,167,265	1,250,000	911,524	1.0000	911,524	6,806,993	4,963,788	16,813,761
2066	3,952,204	2,964,152	988,052	720,506	5.5110	3,970,708	2,127,526	1,596,286	531,240	387,390	3.2276	1,250,341	1,250,000	911,524	1.0000	911,524	2,769,292	2,019,420	6,132,573
2067	3,952,204	2,964,152	988,052	720,506	5.7193	4,120,790	2,127,526	1,596,286	531,240	387,390	3.3109	1,282,611	1,250,000	911,524	1.0000	911,524	2,769,292	2,019,420	6,314,924
2068	5,981,882	2,964,152	3,017,730	2,200,586	5.9355	13,061,579	8,193,331	1,596,286	6,597,045	4,810,691	3.3963	16,338,549	1,250,000	911,524	1.0000	911,524	10,864,775	7,922,801	30,311,651
2069	5,466,342	2,964,152	2,502,189	1,824,644	6.1598	11,239,443	6,669,939	1,596,286	5,073,654	3,699,805	3.4840	12,890,120	1,250,000	911,524	1.0000	911,524	8,825,843	6,435,973	25,041,086
2070	3,952,204	2,964,152	988,052	720,506	6.3927	4,605,978	2,127,526	1,596,286	531,240	387,390	3.5738	1,384,455	1,250,000	911,524	1.0000	911,524	2,769,292	2,019,420	6,901,958
2071	3,952,204	2,964,152	988,052	720,506	6.6343	4,780,053	2,127,526	1,596,286	531,240	387,390	3.6660	1,420,173	1,250,000	911,524	1.0000	911,524	2,769,292	2,019,420	7,111,749
2072	6,431,820	2,964,152	3,467,668	2,528,689	6.8851	17,410,277	9,543,143	1,596,286	7,946,858	5,795,000	3.7606	21,792,676	1,250,000	911,524	1.0000	911,524	12,664,525	9,235,212	40,114,477
2073	3,952,204	2,964,152	988,052	720,506	7.1454	5,148,303	2,127,526	1,596,286	531,240	387,390	3.8576	1,494,397	1,250,000	911,524	1.0000	911,524	2,769,292	2,019,420	7,554,224
2074	3,952,204	2,964,152	988,052	720,506	7.4155	5,342,912	2,127,526	1,596,286	531,240	387,390	3.9572	1,532,981	1,250,000	911,524	1.0000	911,524	2,769,292	2,019,420	7,787,417
2075	6,835,510	2,964,152	3,871,358	2,823,068	7.6958	21,725,764	10,777,444	1,596,286	9,181,159	6,695,075	4.0593	27,177,319	1,250,000	911,524	1.0000	911,524	14,302,516	10,429,667	49,814,607
2076	3,963,032	2,964,152	998,879	728,402	7.9867	5,817,528	2,136,779	1,596,286	540,493	394,138	4.1640	1,641,191	1,250,000	911,524	1.0000	911,524	2,789,373	2,034,064	8,370,242
2077	3,952,204	2,964,152	988,052	720,506	8.2886	5,971,986	2,127,526	1,596,286	531,240	387,390	4.2714	1,654,699	1,250,000	911,524	1.0000	911,524	2,769,292	2,019,420	8,538,208
2078	6,475,767	2,964,152	3,511,615	2,560,736	8.6019	22,027,197	9,698,215	1,596,286	8,101,930	5,908,081	4.3816	25,886,848	1,250,000	911,524	1.0000	911,524	12,863,544	9,380,341	48,825,568
2079	3,952,204	2,964,152	988,052	720,506	8.9270	6,431,957	2,127,526	1,596,286	531,240	387,390	4.4947	1,741,203	1,250,000	911,524	1.0000	911,524	2,769,292	2,019,420	9,084,684
2080	3,963,032	2,964,152	998,879	728,402	9.2645	6,748,279	2,136,779	1,596,286	540,493	394,138	4.6106	1,817,213	1,250,000	911,524	1.0000	911,524	2,789,373	2,034,064	9,477,016
2081	3,952,204	2,964,152	988,052	720,506	9.6147	6,927,449	2,127,526	1,596,286	531,240	387,390	4.7296	1,832,201	1,250,000	911,524	1.0000	911,524	2,769,292	2,019,420	9,671,174
2082	6,366,217	2,964,152	3,402,064	2,480,850	9.9781	24,754,170	9,369,564	1,596,286	7,773,279	5,668,423	4.8516	27,500,919	1,250,000	911,524	1.0000	911,524	12,425,343	9,060,796	53,166,613
2083	3,952,204	2,964,152	988,052	720,506	10.3553	7,461,055	2,127,526	1,596,286	531,240	387,390	4.9768	1,927,964	1,250,000	911,524	1.0000	911,524	2,769,292	2,019,420	10,300,543
2084	3,963,032	2,964,152	998,879	728,402	10.7467	7,827,917	2,136,779	1,596,286	540,493	394,138	5.1052	2,012,154	1,250,000	911,524	1.0000	911,524	2,789,373	2,034,064	10,751,594
2085	3,952,204	2,964,152	988,052	720,506	11.1529	8,035,731	2,127,526	1,596,286	531,240	387,390	5.2369	2,028,724	1,250,000	911,524	1.0000	911,524	2,769,292	2,019,420	10,975,979
2086	3,952,204	2,964,152	988,052	720,506	11.5745	8,339,496	2,127,526	1,596,286	531,240	387,390	5.3720	2,081,061	1,250,000	911,524	1.0000	911,524	2,769,292	2,019,420	11,332,081
2087	3,952,204	2,964,152	988,052	720,506	12.0120	8,654,718	2,127,526	1,596,286	531,240	387,390	5.5106	2,134,753	1,250,000	911,524	1.0000	911,524	2,769,292	2,019,420	11,700,994
2088	19,159,622	2,964,152	16,195,470	11,810,044	12.4661	147,225,192	51,265,873	1,596,286	49,669,587	36,220,007	5.6528	204,744,453	1,250,000	911,524	1.0000	911,524	67,115,057	48,941,575	352,881,169
2089	3,952,204	2,964,152	988,052	720,506	12.9373	9,321,402	2,127,526	1,596,286	531,240	387,390	5.7986	2,246,321	1,250,000	911,524	1.0000	911,524	2,769,292	2,019,420	12,479,247
2090	3,952,204	2,964,152	988,052	720,506	13.4263	9,673,729	2,127,526	1,596,286	531,240	387,390	5.9482	2,304,275	1,250,000	911,524	1.0000	911,524	2,769,292	2,019,420	12,889,528
2091	3,952,204	2,964,152	988,052	720,506	13.9338	10,039,386	2,127,526	1,596,286	531,240	387,390	6.1017	2,363,739	1,250,000	911,524	1.0000	911,524	2,769,292	2,019,420	13,314,649
2092	3,963,032	2,964,152	998,879	728,402	14.4605	10,533,056	2,136,779	1,596,286	540,493	394,138	6.2591	2,466,950	1,250,000	911,524	1.0000	911,524	2,789,373	2,034,064	13,911,529
2093	3,952,204	2,964,152	988,052	720,506	15.0071	10,812,705	2,127,526	1,596,286	531,240	387,390	6.4206	2,487,278	1,250,000	911,524	1.0000	911,524	2,769,292	2,019,420	14,211,507
2094	3,952,204	2,964,152	988,052	720,506	15.5744	11,221,448	2,127,526	1,596,286	531,240	387,390	6.5863	2,551,469	1,250,000	911,524	1.0000	911,524	2,769,292	2,019,420	14,684,440
2095	5,470,929	2,964,152	2,506,776	1,827,989	16.1631	29,545,967	6,683,700	1,596,286	5,087,414	3,709,839	6.7562	25,064,414	1,250,000	911,524	1.0000	911,524	8,844,190	6,449,352	55,521,905
2096	4,975,515	2,964,152	2,011,363	1,466,724	16.7741	24,602,972	5,174,228	1,596,286	3,577,943	2,609,104	6.9305	18,082,395	1,250,000	911,524	1.0000	911,524	6,839,306	4,987,352	43,596,891
2097	4,964,687	2,964,152	2,000,535	1,458,828	17.4081	25,395,422	5,164,975	1,596,286	3,568,689	2,602,356	7.1093	18,500,930	1,250,000	911,524	1.0000	911,524	6,819,224	4,972,708	44,807,876
2098	3,952,204	2,964,152	988,052	720,506	18.0662	13,016,805	2,127,526	1,596,286	531,240	387,390	7.2927	2,825,121	1,250,000	911,524	1.0000	911,524	2,769,292	2,019,420	16,753,450
2099	4,964,687	2,964,152	2,000,535	1,458,828	18.7491	27,351,710	5,164,975	1,596,286	3,568,689	2,602,356	7.4809	19,467,966	1,250,000	911,524	1.0000	911,524	6,819,224	4,972,708	47,731,200
2100	5,470,929	2,964,152	2,506,776	1,827,989	19.4578	35,568,641	6,683,700	1,596,286	5,087,414	3,709,839	7.6739	28,468,934	1,250,000	911,524	1.0000	911,524	8,844,190	6,449,352	64,949,099
2101	5,470,929	2,964,152	2,506,776	1,827,989	20.1933	36,913,127	6,683,700	1,596,286	5,087,414	3,709,839	7.8719	29,203,482	1,250,000	911,524	1.0000	911,524	8,844,190	6,449,352	67,028,133
2102	5,470,929	2,964,152	2,506,776	1,827,989	20.9566	38,308,431	6,683,700	1,596,286	5,087,414	3,709,839	8.0750	29,956,950	1,250,000	911,524	1.0000	911,524	8,844,190	6,449,352	69,176,905
2103	3,952,204	2,964,152	988,052	720,506	21.7488	15,670,140	2,127,526	1,596,286	531,240	387,390	8.2833	3,208,870	1,250,000	911,524	1.0000	911,524	2,769,292	2,019,420	19,790,534
2104	3,963,032	2,964,152	998,879	728,402	22.5709	16,440,687	2,136,779	1,596,286	540,493	394,138	8.4970	3,348,992	1,250,000	911,524	1.0000	911,524	2,789,373	2,034,064	20,701,202
2105	5,470,929	2,964,152	2,506,776	1,827,989	23.4240	42,818,811	6,683,700	1,596,286	5,087,414	3,709,839	8.7162	32,335,699	1,250,000	911,524	1.0000	911,524	8,844,190	6,449,352	76,066,033
2106	4,964,687	2,964,152	2,000,535	1,458,828	24.3095	35,463,376	5,164,975	1,596,286	3,568,689	2,602,356	8.9411	23,267,926	1,250,000	911,524	1.0000	911,524	6,819,224	4,972,708	59,642,826
2107	4,964,687	2,964,152	2,000,535	1,458,828	25.2284	36,803,893	5,164,975	1,596,286	3,568,689	2,602,356	9.1718	23,868,290	1,250,000	911,524	1.0000	911,524	6,819,224	4,972,708	61,583,707

Xcel Energy
Nuclear Decommissioning Accrual
200-Year Decommissioning Period
DECON Method

Docket No. E002/M-20-___
Schedule E.12
Page 7 of 26

Proposed

AMOUNT TO RECOVER

	LABOR						NON-LABOR						PIIC Payment						
	Cost Estimate Nominal $s	DOE Reimbursement Estimate Nominal $s	Adjusted Estimate Nominal $s	Jurisdictional Cost in Nominal $s	Escalation Factor	Jurisdictional Cost in Future $'s	Cost Estimate Nominal $s	DOE Reimbursement Estimate Nominal $s	Adjusted Estimate Nominal $s	Jurisdictional Cost in Nominal $s	Escalation Factor	Jurisdictional Cost in Future $'s	Cost Estimate Nominal $s	Jurisdictional Cost in Nominal $s	Escalation Factor	Jurisdictional Cost in Future $'s	Total Cost Estimate Nominal $s	Total Jurisdictional Cost in Nominal $s	Total Jurisdictional Cost in Future $'s
2108	3,963,032	2,964,152	998,879	728,402	26.1820	19,071,019	2,136,779	1,596,286	540,493	394,138	9.4084	3,708,209	1,250,000	911,524	1.0000	911,524	2,789,373	2,034,064	23,690,752
2109	4,964,687	2,964,152	2,000,535	1,458,828	27.1717	39,638,834	5,164,975	1,596,286	3,568,689	2,602,356	9.6512	25,115,859	1,250,000	911,524	1.0000	911,524	6,819,224	4,972,708	65,666,217
2110	4,964,687	2,964,152	2,000,535	1,458,828	28.1988	41,137,196	5,164,975	1,596,286	3,568,689	2,602,356	9.9002	25,763,846	1,250,000	911,524	1.0000	911,524	6,819,224	4,972,708	67,812,566
2111	4,964,687	2,964,152	2,000,535	1,458,828	29.2647	42,692,160	5,164,975	1,596,286	3,568,689	2,602,356	10.1556	26,428,488	1,250,000	911,524	1.0000	911,524	6,819,224	4,972,708	70,032,172
2112	3,963,032	2,964,152	998,879	728,402	30.3709	22,122,222	2,136,779	1,596,286	540,493	394,138	10.4176	4,105,973	1,250,000	911,524	1.0000	911,524	2,789,373	2,034,064	27,139,719
2113	6,989,653	2,964,152	4,025,501	2,935,472	31.5189	92,522,840	11,239,874	1,596,286	9,643,588	7,032,288	10.6864	75,149,839	1,250,000	911,524	1.0000	911,524	14,919,089	10,879,283	168,584,203
2114	5,977,170	2,964,152	3,013,018	2,197,150	32.7103	71,869,430	8,202,424	1,596,286	6,606,139	4,817,322	10.9621	52,807,964	1,250,000	911,524	1.0000	911,524	10,869,157	7,925,995	125,588,918
2115	5,324,430	2,964,152	2,360,278	1,721,159	33.9468	58,427,851	6,244,204	1,596,286	4,647,918	3,389,350	11.2449	38,112,906	1,250,000	911,524	1.0000	911,524	8,258,196	6,022,033	97,452,280
2116	3,963,032	2,964,152	998,879	728,402	35.2299	25,661,526	2,136,779	1,596,286	540,493	394,138	11.5350	4,546,383	1,250,000	911,524	1.0000	911,524	2,789,373	2,034,064	31,119,433
2117	3,952,204	2,964,152	988,052	720,506	36.5616	26,342,851	2,127,526	1,596,286	531,240	387,390	11.8326	4,583,834	1,250,000	911,524	1.0000	911,524	2,769,292	2,019,420	31,838,209
2118	5,977,170	2,964,152	3,013,018	2,197,150	37.9437	83,367,993	8,202,424	1,596,286	6,606,139	4,817,322	12.1379	58,472,171	1,250,000	911,524	1.0000	911,524	10,869,157	7,925,995	142,751,689
2119	5,470,929	2,964,152	2,506,776	1,827,989	39.3779	71,982,362	6,683,700	1,596,286	5,087,414	3,709,839	12.4511	46,191,576	1,250,000	911,524	1.0000	911,524	8,844,190	6,449,352	119,085,462
2120	3,963,032	2,964,152	998,879	728,402	40.8664	29,767,164	2,136,779	1,596,286	540,493	394,138	12.7723	5,034,050	1,250,000	911,524	1.0000	911,524	2,789,373	2,034,064	35,712,738
2121	3,952,204	2,964,152	988,052	720,506	42.4112	30,557,522	2,127,526	1,596,286	531,240	387,390	13.1018	5,075,510	1,250,000	911,524	1.0000	911,524	2,769,292	2,019,420	36,544,556
2122	6,483,412	2,964,152	3,519,259	2,566,311	44.0143	112,954,372	9,721,149	1,596,286	8,124,863	5,924,805	13.4399	79,628,784	1,250,000	911,524	1.0000	911,524	12,894,123	9,402,639	193,494,680
2123	3,952,204	2,964,152	988,052	720,506	45.6781	32,911,343	2,127,526	1,596,286	531,240	387,390	13.7866	5,340,795	1,250,000	911,524	1.0000	911,524	2,769,292	2,019,420	39,163,662
2124	3,963,032	2,964,152	998,879	728,402	47.4047	34,529,674	2,136,779	1,596,286	540,493	394,138	14.1423	5,574,020	1,250,000	911,524	1.0000	911,524	2,789,373	2,034,064	41,015,217
2125	6,483,412	2,964,152	3,519,259	2,566,311	49.1966	126,253,765	9,721,149	1,596,286	8,124,863	5,924,805	14.5072	85,952,328	1,250,000	911,524	1.0000	911,524	12,894,123	9,402,639	213,117,617
2126	3,952,204	2,964,152	988,052	720,506	51.0562	36,786,296	2,127,526	1,596,286	531,240	387,390	14.8815	5,764,949	1,250,000	911,524	1.0000	911,524	2,769,292	2,019,420	43,462,769
2127	3,952,204	2,964,152	988,052	720,506	52.9861	38,176,801	2,127,526	1,596,286	531,240	387,390	15.2654	5,913,668	1,250,000	911,524	1.0000	911,524	2,769,292	2,019,420	45,001,992
2128	6,494,240	2,964,152	3,530,087	2,574,207	54.9890	141,553,054	9,730,403	1,596,286	8,134,117	5,931,553	15.6593	92,883,962	1,250,000	911,524	1.0000	911,524	12,914,204	9,417,283	235,348,539
2129	3,952,204	2,964,152	988,052	720,506	57.0676	41,117,546	2,127,526	1,596,286	531,240	387,390	16.0633	6,222,767	1,250,000	911,524	1.0000	911,524	2,769,292	2,019,420	48,251,836
2130	3,952,204	2,964,152	988,052	720,506	59.2248	42,671,821	2,127,526	1,596,286	531,240	387,390	16.4777	6,383,301	1,250,000	911,524	1.0000	911,524	2,769,292	2,019,420	49,966,646
2131	3,952,204	2,964,152	988,052	720,506	61.4635	44,284,818	2,127,526	1,596,286	531,240	387,390	16.9028	6,547,981	1,250,000	911,524	1.0000	911,524	2,769,292	2,019,420	51,744,322
2132	6,494,240	2,964,152	3,530,087	2,574,207	63.7868	164,200,410	9,730,403	1,596,286	8,134,117	5,931,553	17.3389	102,846,598	1,250,000	911,524	1.0000	911,524	12,914,204	9,417,283	267,958,531
2133	3,952,204	2,964,152	988,052	720,506	66.1979	47,695,981	2,127,526	1,596,286	531,240	387,390	17.7863	6,890,240	1,250,000	911,524	1.0000	911,524	2,769,292	2,019,420	55,497,745
2134	3,952,204	2,964,152	988,052	720,506	68.7002	49,498,903	2,127,526	1,596,286	531,240	387,390	18.2451	7,067,975	1,250,000	911,524	1.0000	911,524	2,769,292	2,019,420	57,478,402
2135	3,952,204	2,964,152	988,052	720,506	71.2971	51,369,985	2,127,526	1,596,286	531,240	387,390	18.7159	7,250,358	1,250,000	911,524	1.0000	911,524	2,769,292	2,019,420	59,531,867
2136	3,963,032	2,964,152	998,879	728,402	73.9921	53,895,987	2,136,779	1,596,286	540,493	394,138	19.1987	7,566,939	1,250,000	911,524	1.0000	911,524	2,789,373	2,034,064	62,374,450
2137	3,952,204	2,964,152	988,052	720,506	76.7890	55,326,932	2,127,526	1,596,286	531,240	387,390	19.6941	7,629,303	1,250,000	911,524	1.0000	911,524	2,769,292	2,019,420	63,867,759
2138	19,139,451	2,964,152	16,175,298	11,795,335	79.6916	939,989,109	47,689,266	1,596,286	46,092,980	33,611,877	20.2022	679,033,864	1,250,000	911,524	1.0000	911,524	63,518,279	46,318,736	1,619,934,496
2139	3,952,204	2,964,152	988,052	720,506	82.7040	59,588,725	2,127,526	1,596,286	531,240	387,390	20.7234	8,028,044	1,250,000	911,524	1.0000	911,524	2,769,292	2,019,420	68,528,292
2140	3,963,032	2,964,152	998,879	728,402	85.8302	62,518,881	2,136,779	1,596,286	540,493	394,138	21.2580	8,378,588	1,250,000	911,524	1.0000	911,524	2,789,373	2,034,064	71,808,993
2141	3,952,204	2,964,152	988,052	720,506	89.0745	64,178,708	2,127,526	1,596,286	531,240	387,390	21.8065	8,447,626	1,250,000	911,524	1.0000	911,524	2,769,292	2,019,420	73,537,858
2142	3,952,204	2,964,152	988,052	720,506	92.4416	66,604,723	2,127,526	1,596,286	531,240	387,390	22.3691	8,665,572	1,250,000	911,524	1.0000	911,524	2,769,292	2,019,420	76,181,819
2143	3,952,204	2,964,152	988,052	720,506	95.9359	69,122,387	2,127,526	1,596,286	531,240	387,390	22.9462	8,889,135	1,250,000	911,524	1.0000	911,524	2,769,292	2,019,420	78,923,046
2144	3,963,032	2,964,152	998,879	728,402	99.5622	72,521,296	2,136,779	1,596,286	540,493	394,138	23.5382	9,277,302	1,250,000	911,524	1.0000	911,524	2,789,373	2,034,064	82,710,122
2145	5,470,929	2,964,152	2,506,776	1,827,989	103.3257	188,878,227	6,683,700	1,596,286	5,087,414	3,709,839	24.1455	89,575,918	1,250,000	911,524	1.0000	911,524	8,844,190	6,449,352	279,365,669
2146	4,964,687	2,964,152	2,000,535	1,458,828	107.2314	156,432,156	5,164,975	1,596,286	3,568,689	2,602,356	24.7685	64,456,457	1,250,000	911,524	1.0000	911,524	6,819,224	4,972,708	221,800,138
2147	4,964,687	2,964,152	2,000,535	1,458,828	111.2847	162,345,224	5,164,975	1,596,286	3,568,689	2,602,356	25.4075	66,119,363	1,250,000	911,524	1.0000	911,524	6,819,224	4,972,708	229,376,110
2148	3,963,032	2,964,152	998,879	728,402	115.4913	84,124,083	2,136,779	1,596,286	540,493	394,138	26.0630	10,272,422	1,250,000	911,524	1.0000	911,524	2,789,373	2,034,064	95,308,029
2149	4,964,687	2,964,152	2,000,535	1,458,828	119.8569	174,850,588	5,164,975	1,596,286	3,568,689	2,602,356	26.7355	69,575,292	1,250,000	911,524	1.0000	911,524	6,819,224	4,972,708	245,337,404
2150	5,470,929	2,964,152	2,506,776	1,827,989	124.3875	227,378,963	6,683,700	1,596,286	5,087,414	3,709,839	27.4252	101,743,077	1,250,000	911,524	1.0000	911,524	8,844,190	6,449,352	330,033,563
2151	5,470,929	2,964,152	2,506,776	1,827,989	129.0893	235,973,801	6,683,700	1,596,286	5,087,414	3,709,839	28.1328	104,368,159	1,250,000	911,524	1.0000	911,524	8,844,190	6,449,352	341,253,483
2152	5,481,757	2,964,152	2,517,604	1,835,885	133.9689	245,951,467	6,692,953	1,596,286	5,096,668	3,716,587	28.8586	107,255,493	1,250,000	911,524	1.0000	911,524	8,864,272	6,463,995	354,118,484
2153	3,952,204	2,964,152	988,052	720,506	139.0329	100,174,033	2,127,526	1,596,286	531,240	387,390	29.6032	11,467,992	1,250,000	911,524	1.0000	911,524	2,769,292	2,019,420	112,553,549
2154	3,952,204	2,964,152	988,052	720,506	144.2884	103,960,652	2,127,526	1,596,286	531,240	387,390	30.3669	11,763,842	1,250,000	911,524	1.0000	911,524	2,769,292	2,019,420	116,636,018
2155	5,830,672	2,964,152	2,866,519	2,090,320	149.7425	313,009,782	7,762,929	1,596,286	6,166,643	4,496,833	31.1504	140,078,155	1,250,000	911,524	1.0000	911,524	10,283,162	7,498,677	453,999,461
2156	4,975,515	2,964,152	2,011,363	1,466,724	155.4027	227,932,844	5,174,228	1,596,286	3,577,943	2,609,104	31.9541	83,371,568	1,250,000	911,524	1.0000	911,524	6,839,306	4,987,352	312,215,936
2157	4,964,687	2,964,152	2,000,535	1,458,828	161.2769	235,275,239	5,164,975	1,596,286	3,568,689	2,602,356	32.7785	85,301,330	1,250,000	911,524	1.0000	911,524	6,819,224	4,972,708	321,488,093
2158	3,952,204	2,964,152	988,052	720,506	167.3732	120,593,388	2,127,526	1,596,286	531,240	387,390	33.6242	13,025,689	1,250,000	911,524	1.0000	911,524	2,769,292	2,019,420	134,530,600
2159	4,964,687	2,964,152	2,000,535	1,458,828	173.6999	253,398,258	5,164,975	1,596,286	3,568,689	2,602,356	34.4917	89,759,686	1,250,000	911,524	1.0000	911,524	6,819,224	4,972,708	344,069,468
2160	4,975,515	2,964,152	2,011,363	1,466,724	180.2658	264,400,146	5,174,228	1,596,286	3,577,943	2,609,104	35.3816	92,314,272	1,250,000	911,524	1.0000	911,524	6,839,306	4,987,352	357,625,941
2161	4,964,687	2,964,152	2,000,535	1,458,828	187.0798	272,917,229	5,164,975	1,596,286	3,568,689	2,602,356	36.2944	94,450,954	1,250,000	911,524	1.0000	911,524	6,819,224	4,972,708	368,279,706
2162	3,952,204	2,964,152	988,052	720,506	194.1514	139,887,240	2,127,526	1,596,286	531,240	387,390	37.2308	14,422,851	1,250,000	911,524	1.0000	911,524	2,769,292	2,019,420	155,221,615
2163	6,989,653	2,964,152	4,025,501	2,935,472	201.4904	591,469,375	11,239,874	1,596,286	9,643,588	7,032,288	38.1914	268,572,912	1,250,000	911,524	1.0000	911,524	14,919,089	10,879,283	860,953,811
2164	5,987,998	2,964,152	3,023,846	2,205,046	209.1067	461,089,843	8,211,678	1,596,286	6,615,392	4,824,070	39.1767	188,991,132	1,250,000	911,524	1.0000	911,524	10,889,238	7,940,639	650,992,499
2165	4,964,687	2,964,152	2,000,535	1,458,828	217.0109	316,581,552	5,164,975	1,596,286	3,568,689	2,602,356	40.1875	104,582,186	1,250,000	911,524	1.0000	911,524	6,819,224	4,972,708	422,075,262
2166	3,952,204	2,964,152	988,052	720,506	225.2140	162,268,029	2,127,526	1,596,286	531,240	387,390	41.2243	15,969,894	1,250,000	911,524	1.0000	911,524	2,769,292	2,019,420	179,149,446
2167	3,952,204	2,964,152	988,052	720,506	233.7270	168,401,696	2,127,526	1,596,286	531,240	387,390	42.2879	16,381,922	1,250,000	911,524	1.0000	911,524	2,769,292	2,019,420	185,695,142
2168	5,987,998	2,964,152	3,023,846	2,205,046	242.5619	534,860,090	8,211,678	1,596,286	6,615,392	4,824,070	43.3789	209,262,838	1,250,000	911,524	1.0000	911,524	10,889,238	7,940,639	745,034,452
2169	5,470,929	2,964,152	2,506,776	1,827,989	251.7308	460,161,095	6,683,700	1,596,286	5,087,414	3,709,839	44.4981	165,080,787	1,250,000	911,524	1.0000	911,524	8,844,190	6,449,352	626,153,406
2170	3,952,204	2,964,152	988,052	720,506	261.2462	188,229,443	2,127,526	1,596,286	531,240	387,390	45.6462	17,682,895	1,250,000	911,524	1.0000	911,524	2,769,292	2,019,420	206,823,862
2171	3,952,204	2,964,152	988,052	720,506	271.1213	195,344,512	2,127,526	1,596,286	531,240	387,390	46.8238	18,139,086	1,250,000	911,524	1.0000	911,524	2,769,292	2,019,420	214,395,121
2172	6,494,240	2,964,152	3,530,087	2,574,207	281.3697	724,303,775	9,730,403	1,596,286	8,134,117	5,931,553	48.0319	284,903,742	1,250,000	911,524	1.0000	911,524	12,914,204	9,417,283	1,010,119,041
2173	3,952,204	2,964,152	988,052	720,506	292.0054	210,391,630	2,127,526	1,596,286	531,240	387,390	49.2711	19,087,146	1,250,000	911,524	1.0000	911,524	2,769,292	2,019,420	230,390,300
2174	3,952,204	2,964,152	988,052	720,506	303.0433	218,344,503	2,127,526	1,596,286	531,240	387,390	50.5423	19,579,596	1,250,000	911,524	1.0000	911,524	2,769,292	2,019,420	238,835,623
2175	6,483,412	2,964,152	3,519,259	2,566,311	314.4983	807,100,377	9,721,149	1,596,286	8,124,863	5,924,805	51.8463	307,179,207	1,250,000	911,524	1.0000	911,524	12,894,123	9,402,639	1,115,191,107
2176	3,963,032	2,964,152	998,879	728,402	326.3863	237,740,404	2,136,779	1,596,286	540,493	394,138	53.1839	20,961,802	1,250,000	911,524	1.0000	911,524	2,789,373	2,034,064	259,613,730
2177	3,952,204	2,964,152	988,052	720,506	338.7237	244,052,444	2,127,526	1,596,286	531,240	387,390	54.5561	21,134,504	1,250,000	911,524	1.0000	911,524	2,769,292	2,019,420	266,098,471
2178	6,483,412	2,964,152	3,519,259	2,566,311	351.5275	902,128,812	9,721,149	1,596,286	8,124,863	5,924,805	55.9636	331,573,405	1,250,000	911,524	1.0000	911,524	12,894,123	9,402,639	1,234,613,741
2179	3,952,204	2,964,152	988,052	720,506	364.8152	262,851,525	2,127,526	1,596,286	531,240	387,390	57.4075	22,239,108	1,250,000	911,524	1.0000	911,524	2,769,292	2,019,420	286,002,157
2180	3,963,032	2,964,152	998,879	728,402	378.6052	275,776,750	2,136,779	1,596,286	540,493	394,138	58.8886	23,210,242	1,250,000	911,524	1.0000	911,524	2,789,373	2,034,064	299,898,516
2181	3,952,204	2,964,152	988,052	720,506	392.9165	283,098,679	2,127,526	1,596,286	531,240	387,390	60.4079	23,401,434	1,250,000	911,524	1.0000	911,524	2,769,292	2,019,420	307,411,637
2182	6,483,412	2,964,152	3,519,259	2,566,311	407.7688	1,046,461,466	9,721,149	1,596,286	8,124,863	5,924,805	61.9664	367,138,824	1,250,000	911,524	1.0000	911,524	12,894,123	9,402,639	1,414,511,813
2183	3,952,204	2,964,152	988,052	720,506	423.1824	304,905,440	2,127,526	1,596,286	531,240	387,390	63.5652	24,624,542	1,250,000	911,524	1.0000	911,524	2,769,292	2,019,420	330,441,505
2184	3,963,032	2,964,152	998,879	728,402	439.1787	319,898,603	2,136,779	1,596,286	540,493	394,138	65.2052	25,699,855	1,250,000	911,524	1.0000	911,524	2,789,373	2,034,064	346,509,982

Xcel Energy
Nuclear Decommissioning Accrual
200-Year Decommissioning Period
DECON Method

Docket No. E002/M-20-___
Schedule E.12
Page 8 of 26

Proposed

AMOUNT TO RECOVER

	LABOR						NON-LABOR						PIIC Payment						
	Cost Estimate Nominal $s	DOE Reimbursement Estimate Nominal $s	Adjusted Estimate Nominal $s	Jurisdictional Cost in Nominal $s	Escalation Factor	Jurisdictional Cost in Future $'s	Cost Estimate Nominal $s	DOE Reimbursement Estimate Nominal $s	Adjusted Estimate Nominal $s	Jurisdictional Cost in Nominal $s	Escalation Factor	Jurisdictional Cost in Future $'s	Cost Estimate Nominal $s	Jurisdictional Cost in Nominal $s	Escalation Factor	Jurisdictional Cost in Future $'s	Total Cost Estimate Nominal $s	Total Jurisdictional Cost in Nominal $s	Total Jurisdictional Cost in Future $'s
2185	3,952,204	2,964,152	988,052	720,506	455.7797	328,391,989	2,127,526	1,596,286	531,240	387,390	66.8874	25,911,530	1,250,000	911,524	1.0000	911,524	2,769,292	2,019,420	355,215,042
2186	3,952,204	2,964,152	988,052	720,506	473.0081	340,805,154	2,127,526	1,596,286	531,240	387,390	68.6131	26,580,049	1,250,000	911,524	1.0000	911,524	2,769,292	2,019,420	368,296,726
2187	3,952,204	2,964,152	988,052	720,506	490.8878	353,687,584	2,127,526	1,596,286	531,240	387,390	70.3834	27,265,846	1,250,000	911,524	1.0000	911,524	2,769,292	2,019,420	381,864,954
2188	19,150,279	2,964,152	16,186,126	11,803,231	509.4434	6,013,078,045	47,698,520	1,596,286	46,102,234	33,618,625	72.1993	2,427,241,186	1,250,000	911,524	1.0000	911,524	63,538,360	46,333,380	8,441,230,755
2189	3,952,204	2,964,152	988,052	720,506	528.7004	380,931,787	2,127,526	1,596,286	531,240	387,390	74.0620	28,690,900	1,250,000	911,524	1.0000	911,524	2,769,292	2,019,420	410,534,211
2190	3,952,204	2,964,152	988,052	720,506	548.6852	395,330,955	2,127,526	1,596,286	531,240	387,390	75.9728	29,431,125	1,250,000	911,524	1.0000	911,524	2,769,292	2,019,420	425,673,604
2191	3,952,204	2,964,152	988,052	720,506	569.4255	410,274,465	2,127,526	1,596,286	531,240	387,390	77.9329	30,190,449	1,250,000	911,524	1.0000	911,524	2,769,292	2,019,420	441,376,437
2192	3,963,032	2,964,152	998,879	728,402	590.9498	430,448,962	2,136,779	1,596,286	540,493	394,138	79.9436	31,508,820	1,250,000	911,524	1.0000	911,524	2,789,373	2,034,064	462,869,306
2193	4,055,991	2,964,152	1,091,839	796,190	613.2877	488,293,395	2,438,888	1,596,286	842,603	614,442	82.0061	50,387,974	1,250,000	911,524	1.0000	911,524	3,184,442	2,322,155	539,592,893
2194	4,211,673	2,964,152	1,247,520	909,715	636.4700	579,006,624	2,905,932	1,596,286	1,309,646	955,019	84.1219	80,338,009	1,250,000	911,524	1.0000	911,524	3,807,167	2,776,258	660,256,157
2195	6,090,140	2,964,152	3,125,988	2,279,530	660.5286	1,505,694,633	8,541,335	1,596,286	6,945,049	5,064,462	86.2922	437,023,558	1,250,000	911,524	1.0000	911,524	11,321,037	8,255,515	1,943,629,715
2196	5,286,878	2,964,152	2,322,725	1,693,775	685.4966	1,161,077,200	6,108,316	1,596,286	4,512,030	3,290,258	88.5185	291,248,729	1,250,000	911,524	1.0000	911,524	8,084,756	5,895,557	1,453,237,453
2197	5,120,368	2,964,152	2,156,216	1,572,354	711.4083	1,118,585,409	5,632,019	1,596,286	4,035,733	2,942,933	90.8023	267,225,112	1,250,000	911,524	1.0000	911,524	7,441,949	5,426,811	1,386,722,044
2198	4,315,460	2,964,152	1,351,308	985,399	738.2996	727,519,921	3,217,294	1,596,286	1,621,009	1,182,070	93.1450	110,103,948	1,250,000	911,524	1.0000	911,524	4,222,317	3,078,993	838,535,393
2199	5,120,368	2,964,152	2,156,216	1,572,354	766.2073	1,204,748,814	5,632,019	1,596,286	4,035,733	2,942,933	95.5482	281,191,979	1,250,000	911,524	1.0000	911,524	7,441,949	5,426,811	1,486,852,317
2200	5,574,716	2,964,152	2,610,564	1,903,673	795.1699	1,513,743,203	6,995,062	1,596,286	5,398,777	3,936,890	98.0133	385,867,626	1,250,000	911,524	1.0000	911,524	9,259,340	6,752,087	1,900,522,353
2201	5,730,397	2,964,152	2,766,245	2,017,198	825.2273	1,664,647,182	7,462,106	1,596,286	5,865,820	4,277,468	100.5421	430,065,579	1,250,000	911,524	1.0000	911,524	9,882,065	7,206,190	2,095,624,284
2202	5,730,397	2,964,152	2,766,245	2,017,198	856.4209	1,727,570,862	7,462,106	1,596,286	5,865,820	4,277,468	103.1360	441,160,902	1,250,000	911,524	1.0000	911,524	9,882,065	7,206,190	2,169,643,287
2203	4,107,885	2,964,152	1,143,733	834,032	888.7937	741,282,105	2,594,569	1,596,286	998,284	727,968	105.7969	77,016,706	1,250,000	911,524	1.0000	911,524	3,392,017	2,473,523	819,210,334
2204	4,170,607	2,964,152	1,206,454	879,770	922.3901	811,490,716	2,759,504	1,596,286	1,163,219	848,241	108.5265	92,056,633	1,250,000	911,524	1.0000	911,524	3,619,673	2,639,534	904,458,872
2205	5,678,504	2,964,152	2,714,351	1,979,356	957.2564	1,894,751,661	7,306,425	1,596,286	5,710,139	4,163,942	111.3265	463,557,079	1,250,000	911,524	1.0000	911,524	9,674,490	7,054,822	2,359,220,264
2206	5,120,368	2,964,152	2,156,216	1,572,354	993.4407	1,562,040,071	5,632,019	1,596,286	4,035,733	2,942,933	114.1987	336,079,156	1,250,000	911,524	1.0000	911,524	7,441,949	5,426,811	1,899,030,751
2207	5,172,262	2,964,152	2,208,110	1,610,196	1,030.9927	1,660,099,825	5,787,700	1,596,286	4,191,414	3,056,459	117.1450	358,048,892	1,250,000	911,524	1.0000	911,524	7,649,524	5,578,178	2,019,060,241
2208	4,170,607	2,964,152	1,206,454	879,770	1,069.9643	941,322,002	2,759,504	1,596,286	1,163,219	848,241	120.1674	101,930,922	1,250,000	911,524	1.0000	911,524	3,619,673	2,639,534	1,044,164,448
2209	5,120,368	2,964,152	2,156,216	1,572,354	1,110.4089	1,745,955,443	5,632,019	1,596,286	4,035,733	2,942,933	123.2677	362,768,618	1,250,000	911,524	1.0000	911,524	7,441,949	5,426,811	2,109,635,585
2210	5,172,262	2,964,152	2,208,110	1,610,196	1,152.3824	1,855,560,976	5,787,700	1,596,286	4,191,414	3,056,459	126.4480	386,483,130	1,250,000	911,524	1.0000	911,524	7,649,524	5,578,178	2,242,955,630
2211	5,172,262	2,964,152	2,208,110	1,610,196	1,195.9424	1,925,701,093	5,787,700	1,596,286	4,191,414	3,056,459	129.7104	396,454,522	1,250,000	911,524	1.0000	911,524	7,649,524	5,578,178	2,323,067,139
2212	4,170,607	2,964,152	1,206,454	879,770	1,241.1491	1,091,925,175	2,759,504	1,596,286	1,163,219	848,241	133.0569	112,864,325	1,250,000	911,524	1.0000	911,524	3,619,673	2,639,534	1,205,701,024
2213	7,197,228	2,964,152	4,233,076	3,086,839	1,288.0645	3,976,048,216	11,862,599	1,596,286	10,266,313	7,486,391	136.4898	1,021,815,954	1,250,000	911,524	1.0000	911,524	15,749,389	11,484,754	4,998,775,694
2214	6,184,745	2,964,152	3,220,593	2,348,517	1,336.7533	3,139,388,447	8,825,149	1,596,286	7,228,864	5,271,425	140.0112	738,058,512	1,250,000	911,524	1.0000	911,524	11,699,457	8,531,466	3,878,358,483
2215	5,172,262	2,964,152	2,208,110	1,610,196	1,387.2826	2,233,796,226	5,787,700	1,596,286	4,191,414	3,056,459	143.6235	438,979,342	1,250,000	911,524	1.0000	911,524	7,649,524	5,578,178	2,673,687,091
2216	4,170,607	2,964,152	1,206,454	879,770	1,439.7219	1,266,623,476	2,759,504	1,596,286	1,163,219	848,241	147.3290	124,970,507	1,250,000	911,524	1.0000	911,524	3,619,673	2,639,534	1,392,505,507
2217	4,133,788	2,964,152	1,169,635	852,920	1,494.1434	1,274,385,057	14,534,310	1,596,286	12,938,024	9,434,653	151.1301	1,425,860,066	1,250,000	911,524	1.0000	911,524	15,357,659	11,199,097	2,701,156,647
2218	1,123,816	2,964,152	(1,840,336)	(1,342,008)	1,550.6220	(2,080,947,614)	3,040,582	1,596,286	1,444,296	1,053,208	155.0292	163,278,062	0	0	1.0000	0	(396,040)	(288,800)	(1,917,669,552)
	$1,249,423,317	$527,619,129	$721,804,188	$526,353,328		$61,283,682,476	$1,293,782,498	$284,138,836	$1,009,643,662	$736,251,342		$18,466,023,783	$231,250,000	$168,631,894		$168,631,894	$1,962,697,851	$1,431,236,564	$79,918,338,153

Xcel Energy
Nuclear Decommissioning Accrual
200-Year Decommissioning Period
DECON Method

Docket No. E002/M-20-___
Schedule E.12
Page 9 of 26

Proposed

AMOUNT TO RECOVER

	LABOR						NON-LABOR						PIIC Payment						
	Cost Estimate Nominal $s	DOE Reimbursement Estimate Nominal $s	Adjusted Estimate Nominal $s	Jurisdictional Cost in Nominal $s	Escalation Factor	Jurisdictional Cost in Future $'s	Cost Estimate Nominal $s	DOE Reimbursement Estimate Nominal $s	Adjusted Estimate Nominal $s	Jurisdictional Cost in Nominal $s	Escalation Factor	Jurisdictional Cost in Future $'s	Cost Estimate Nominal $s	Jurisdictional Cost in Nominal $s	Escalation Factor	Jurisdictional Cost in Future $'s	Total Cost Estimate Nominal $s	Total Jurisdictiona Cost in Nominal $s	Total Jurisdictional Cost in Future $'s
Prairie Island Unit 2																			
Factors	*2020*			*72.9219%*	*3.78%*						*2.58%*				*0.00%*				
2034	$8,345,548	$0	$8,345,548	$6,085,732	1.6811	$10,230,725	$4,974,446	$0	$4,974,446	$3,627,460	1.4285	$5,181,827	$1,250,000	$911,524	1.0000	$911,524	$14,569,994	$10,624,716	$16,324,075
2035	49,894,465	-	49,894,465	36,383,992	1.7446	63,475,512	37,951,789	-	37,951,789	27,675,166	1.4653	40,552,420	1,250,000	911,524	1.0000	911,524	89,096,254	64,970,681	104,939,456
2036	67,674,097	-	67,674,097	49,349,237	1.8106	89,351,729	75,594,885	-	75,594,885	55,125,227	1.5032	82,864,241	1,250,000	911,524	1.0000	911,524	144,518,982	105,385,988	173,127,494
2037	76,073,328	-	76,073,328	55,474,116	1.8790	104,235,864	94,046,676	-	94,046,676	68,580,623	1.5419	105,744,462	1,250,000	911,524	1.0000	911,524	171,370,003	124,966,263	210,891,850
2038	82,785,291	-	82,785,291	60,368,607	1.9501	117,724,821	103,456,871	-	103,456,871	75,442,716	1.5817	119,327,744	1,250,000	911,524	1.0000	911,524	187,492,162	136,722,847	237,964,089
2039	39,073,080	-	39,073,080	28,492,832	2.0238	57,663,794	15,617,110	-	15,617,110	11,388,294	1.6225	18,477,506	1,250,000	911,524	1.0000	911,524	55,940,190	40,792,649	77,052,824
2040	24,879,886	-	24,879,886	18,142,885	2.1003	38,105,502	14,363,504	-	14,363,504	10,474,140	1.6644	17,433,158	1,250,000	911,524	1.0000	911,524	40,493,389	29,528,549	56,450,184
2041	18,384,389	-	18,384,389	13,406,246	2.1797	29,221,594	18,969,870	-	18,969,870	13,833,189	1.7073	23,617,404	1,250,000	911,524	1.0000	911,524	38,604,259	28,150,959	53,750,522
2042	10,753,124	2,972,273	7,780,851	5,673,944	2.2620	12,834,462	10,064,192	1,600,659	8,463,533	6,171,769	1.7514	10,809,236	1,250,000	911,524	1.0000	911,524	17,494,384	12,757,237	24,555,222
2043	3,952,204	2,972,273	979,931	714,584	2.3475	1,677,486	2,127,526	1,600,659	526,867	384,201	1.7966	690,256	1,250,000	911,524	1.0000	911,524	2,756,797	2,010,309	3,279,265
2044	3,963,032	2,972,273	990,759	722,480	2.4363	1,760,178	2,136,779	1,600,659	536,120	390,949	1.8429	720,480	1,250,000	911,524	1.0000	911,524	2,776,879	2,024,953	3,392,181
2045	5,466,342	2,972,273	2,494,069	1,818,722	2.5284	4,598,457	6,669,939	1,600,659	5,069,280	3,696,616	1.8905	6,988,452	1,250,000	911,524	1.0000	911,524	8,813,349	6,426,861	12,498,433
2046	4,961,629	2,972,273	1,989,356	1,450,676	2.6239	3,806,429	5,155,801	1,600,659	3,555,143	2,592,477	1.9392	5,027,332	1,250,000	911,524	1.0000	911,524	6,794,498	4,954,677	9,745,285
2047	4,961,629	2,972,273	1,989,356	1,450,676	2.7231	3,950,336	5,155,801	1,600,659	3,555,143	2,592,477	1.9893	5,157,215	1,250,000	911,524	1.0000	911,524	6,794,498	4,954,677	10,019,075
2048	3,963,032	2,972,273	990,759	722,480	2.8261	2,041,801	2,136,779	1,600,659	536,120	390,949	2.0406	797,770	1,250,000	911,524	1.0000	911,524	2,776,879	2,024,953	3,751,095
2049	4,961,629	2,972,273	1,989,356	1,450,676	2.9329	4,254,688	5,155,801	1,600,659	3,555,143	2,592,477	2.0932	5,426,574	1,250,000	911,524	1.0000	911,524	6,794,498	4,954,677	10,592,785
2050	5,466,342	2,972,273	2,494,069	1,818,722	3.0438	5,535,826	6,669,939	1,600,659	5,069,280	3,696,616	2.1472	7,937,373	1,250,000	911,524	1.0000	911,524	8,813,349	6,426,861	14,384,723
2051	5,411,567	2,972,273	2,439,293	1,778,779	3.1588	5,618,807	6,505,614	1,600,659	4,904,955	3,576,786	2.2026	7,878,230	1,250,000	911,524	1.0000	911,524	8,594,248	6,267,089	14,408,561
2052	5,477,170	2,972,273	2,504,896	1,826,618	3.2782	5,988,019	6,679,193	1,600,659	5,078,534	3,703,363	2.2595	8,367,750	1,250,000	911,524	1.0000	911,524	8,833,430	6,441,505	15,267,293
2053	3,952,204	2,972,273	979,931	714,584	3.4021	2,431,086	2,127,526	1,600,659	526,867	384,201	2.3178	890,501	1,250,000	911,524	1.0000	911,524	2,756,797	2,010,309	4,233,111
2054	3,952,204	2,972,273	979,931	714,584	3.5307	2,522,982	2,127,526	1,600,659	526,867	384,201	2.3776	913,477	1,250,000	911,524	1.0000	911,524	2,756,797	2,010,309	4,347,982
2055	5,466,342	2,972,273	2,494,069	1,818,722	3.6642	6,664,162	6,669,939	1,600,659	5,069,280	3,696,616	2.4389	9,015,676	1,250,000	911,524	1.0000	911,524	8,813,349	6,426,861	16,591,361
2056	4,972,457	2,972,273	2,000,184	1,458,572	3.8027	5,546,512	5,165,055	1,600,659	3,564,396	2,599,225	2.5018	6,502,742	1,250,000	911,524	1.0000	911,524	6,814,580	4,969,321	12,960,777
2057	4,961,629	2,972,273	1,989,356	1,450,676	3.9464	5,724,948	5,155,801	1,600,659	3,555,143	2,592,477	2.5664	6,653,334	1,250,000	911,524	1.0000	911,524	6,794,498	4,954,677	13,289,806
2058	3,952,204	2,972,273	979,931	714,584	4.0956	2,926,650	2,127,526	1,600,659	526,867	384,201	2.6326	1,011,448	1,250,000	911,524	1.0000	911,524	2,756,797	2,010,309	4,849,622
2059	4,906,854	2,972,273	1,934,581	1,410,733	4.2504	5,996,180	4,991,476	1,600,659	3,390,817	2,472,648	2.7005	6,677,387	1,250,000	911,524	1.0000	911,524	6,575,398	4,794,905	13,585,090
2060	4,972,457	2,972,273	2,000,184	1,458,572	4.4111	6,433,907	5,165,055	1,600,659	3,564,396	2,599,225	2.7702	7,200,374	1,250,000	911,524	1.0000	911,524	6,814,580	4,969,321	14,545,805
2061	4,961,629	2,972,273	1,989,356	1,450,676	4.5778	6,640,905	5,155,801	1,600,659	3,555,143	2,592,477	2.8416	7,366,784	1,250,000	911,524	1.0000	911,524	6,794,498	4,954,677	14,919,213
2062	3,952,204	2,972,273	979,931	714,584	4.7509	3,394,917	2,127,526	1,600,659	526,867	384,201	2.9150	1,119,946	1,250,000	911,524	1.0000	911,524	2,756,797	2,010,309	5,426,387
2063	6,980,480	2,972,273	4,008,206	2,922,860	4.9305	14,411,163	11,212,353	1,600,659	9,611,694	7,009,030	2.9902	20,958,402	1,250,000	911,524	1.0000	911,524	14,869,901	10,843,414	36,281,088
2064	5,927,107	2,972,273	2,954,834	2,154,721	5.1168	11,025,277	8,029,005	1,600,659	6,428,346	4,687,672	3.0673	14,378,497	1,250,000	911,524	1.0000	911,524	10,633,180	7,753,917	26,315,298
2065	4,961,629	2,972,273	1,989,356	1,450,676	5.3103	7,703,525	5,155,801	1,600,659	3,555,143	2,592,477	3.1465	8,157,230	1,250,000	911,524	1.0000	911,524	6,794,498	4,954,677	16,772,279
2066	3,952,204	2,972,273	979,931	714,584	5.5110	3,938,072	2,127,526	1,600,659	526,867	384,201	3.2276	1,240,048	1,250,000	911,524	1.0000	911,524	2,756,797	2,010,309	6,089,644
2067	3,952,204	2,972,273	979,931	714,584	5.7193	4,086,920	2,127,526	1,600,659	526,867	384,201	3.3109	1,272,052	1,250,000	911,524	1.0000	911,524	2,756,797	2,010,309	6,270,496
2068	5,981,882	2,972,273	3,009,609	2,194,664	5.9355	13,026,429	8,193,331	1,600,659	6,592,672	4,807,502	3.3963	16,327,718	1,250,000	911,524	1.0000	911,524	10,852,281	7,913,689	30,265,670
2069	5,466,342	2,972,273	2,494,069	1,818,722	6.1598	11,202,965	6,669,939	1,600,659	5,069,280	3,696,616	3.4840	12,879,009	1,250,000	911,524	1.0000	911,524	8,813,349	6,426,861	24,993,497
2070	3,952,204	2,972,273	979,931	714,584	6.3927	4,568,121	2,127,526	1,600,659	526,867	384,201	3.5738	1,373,058	1,250,000	911,524	1.0000	911,524	2,756,797	2,010,309	6,852,703
2071	3,952,204	2,972,273	979,931	714,584	6.6343	4,740,765	2,127,526	1,600,659	526,867	384,201	3.6660	1,408,481	1,250,000	911,524	1.0000	911,524	2,756,797	2,010,309	7,060,770
2072	6,431,820	2,972,273	3,459,547	2,522,767	6.8851	17,369,504	9,543,143	1,600,659	7,942,484	5,791,810	3.7606	21,780,683	1,250,000	911,524	1.0000	911,524	12,652,031	9,226,101	40,061,710
2073	3,952,204	2,972,273	979,931	714,584	7.1454	5,105,988	2,127,526	1,600,659	526,867	384,201	3.8576	1,482,094	1,250,000	911,524	1.0000	911,524	2,756,797	2,010,309	7,499,607
2074	3,952,204	2,972,273	979,931	714,584	7.4155	5,298,998	2,127,526	1,600,659	526,867	384,201	3.9572	1,520,361	1,250,000	911,524	1.0000	911,524	2,756,797	2,010,309	7,730,882
2075	6,835,510	2,972,273	3,863,237	2,817,146	7.6958	21,680,190	10,777,444	1,600,659	9,176,785	6,691,886	4.0593	27,164,373	1,250,000	911,524	1.0000	911,524	14,290,022	10,420,556	49,756,087
2076	3,963,032	2,972,273	990,759	722,480	7.9867	5,770,231	2,136,779	1,600,659	536,120	390,949	4.1640	1,627,911	1,250,000	911,524	1.0000	911,524	2,776,879	2,024,953	8,309,666
2077	3,952,204	2,972,273	979,931	714,584	8.2886	5,922,901	2,127,526	1,600,659	526,867	384,201	4.2714	1,641,077	1,250,000	911,524	1.0000	911,524	2,756,797	2,010,309	8,475,501
2078	6,475,767	2,972,273	3,503,494	2,554,814	8.6019	21,976,257	9,698,215	1,600,659	8,097,556	5,904,892	4.3816	25,872,874	1,250,000	911,524	1.0000	911,524	12,851,050	9,371,230	48,760,655
2079	3,952,204	2,972,273	979,931	714,584	8.9270	6,379,091	2,127,526	1,600,659	526,867	384,201	4.4947	1,726,869	1,250,000	911,524	1.0000	911,524	2,756,797	2,010,309	9,017,484
2080	3,963,032	2,972,273	990,759	722,480	9.2645	6,693,415	2,136,779	1,600,659	536,120	390,949	4.6106	1,802,509	1,250,000	911,524	1.0000	911,524	2,776,879	2,024,953	9,407,448
2081	3,952,204	2,972,273	979,931	714,584	9.6147	6,870,511	2,127,526	1,600,659	526,867	384,201	4.7296	1,817,118	1,250,000	911,524	1.0000	911,524	2,756,797	2,010,309	9,599,152
2082	6,366,217	2,972,273	3,393,944	2,474,928	9.9781	24,695,080	9,369,564	1,600,659	7,768,905	5,665,233	4.8516	27,485,447	1,250,000	911,524	1.0000	911,524	12,412,849	9,051,685	53,092,050
2083	3,952,204	2,972,273	979,931	714,584	10.3553	7,399,732	2,127,526	1,600,659	526,867	384,201	4.9768	1,912,092	1,250,000	911,524	1.0000	911,524	2,756,797	2,010,309	10,223,348
2084	3,963,032	2,972,273	990,759	722,480	10.7467	7,764,275	2,136,779	1,600,659	536,120	390,949	5.1052	1,995,873	1,250,000	911,524	1.0000	911,524	2,776,879	2,024,953	10,671,672
2085	3,952,204	2,972,273	979,931	714,584	11.1529	7,969,684	2,127,526	1,600,659	526,867	384,201	5.2369	2,012,023	1,250,000	911,524	1.0000	911,524	2,756,797	2,010,309	10,893,231
2086	3,952,204	2,972,273	979,931	714,584	11.5745	8,270,952	2,127,526	1,600,659	526,867	384,201	5.3720	2,063,929	1,250,000	911,524	1.0000	911,524	2,756,797	2,010,309	11,246,405
2087	3,952,204	2,972,273	979,931	714,584	12.0120	8,583,583	2,127,526	1,600,659	526,867	384,201	5.5106	2,117,179	1,250,000	911,524	1.0000	911,524	2,756,797	2,010,309	11,612,285
2088	19,159,622	2,972,273	16,187,349	11,804,122	12.4661	147,151,368	51,265,873	1,600,659	49,665,214	36,216,817	5.6528	204,726,425	1,250,000	911,524	1.0000	911,524	67,102,562	48,932,463	352,789,317
2089	3,952,204	2,972,273	979,931	714,584	12.9373	9,244,788	2,127,526	1,600,659	526,867	384,201	5.7986	2,227,829	1,250,000	911,524	1.0000	911,524	2,756,797	2,010,309	12,384,140
2090	3,952,204	2,972,273	979,931	714,584	13.4263	9,594,219	2,127,526	1,600,659	526,867	384,201	5.9482	2,285,305	1,250,000	911,524	1.0000	911,524	2,756,797	2,010,309	12,791,048
2091	3,952,204	2,972,273	979,931	714,584	13.9338	9,956,870	2,127,526	1,600,659	526,867	384,201	6.1017	2,344,280	1,250,000	911,524	1.0000	911,524	2,756,797	2,010,309	13,212,674
2092	3,963,032	2,972,273	990,759	722,480	14.4605	10,447,421	2,136,779	1,600,659	536,120	390,949	6.2591	2,446,989	1,250,000	911,524	1.0000	911,524	2,776,879	2,024,953	13,805,934
2093	3,952,204	2,972,273	979,931	714,584	15.0071	10,723,833	2,127,526	1,600,659	526,867	384,201	6.4206	2,466,802	1,250,000	911,524	1.0000	911,524	2,756,797	2,010,309	14,102,159
2094	3,952,204	2,972,273	979,931	714,584	15.5744	11,129,217	2,127,526	1,600,659	526,867	384,201	6.5863	2,530,464	1,250,000	911,524	1.0000	911,524	2,756,797	2,010,309	14,571,205
2095	5,470,929	2,972,273	2,498,655	1,822,067	16.1631	29,450,249	6,683,700	1,600,659	5,083,041	3,706,650	6.7562	25,042,868	1,250,000	911,524	1.0000	911,524	8,831,696	6,440,240	55,404,641
2096	4,975,515	2,972,273	2,003,242	1,460,802	16.7741	24,503,637	5,174,228	1,600,659	3,573,570	2,605,915	6.9305	18,060,292	1,250,000	911,524	1.0000	911,524	6,826,811	4,978,240	43,475,453
2097	4,964,687	2,972,273	1,992,414	1,452,906	17.4081	25,292,332	5,164,975	1,600,659	3,564,316	2,599,167	7.1093	18,478,258	1,250,000	911,524	1.0000	911,524	6,806,730	4,963,597	44,682,113
2098	3,952,204	2,972,273	979,931	714,584	18.0662	12,909,817	2,127,526	1,600,659	526,867	384,201	7.2927	2,801,864	1,250,000	911,524	1.0000	911,524	2,756,797	2,010,309	16,623,205
2099	4,964,687	2,972,273	1,992,414	1,452,906	18.7491	27,240,678	5,164,975	1,600,659	3,564,316	2,599,167	7.4809	19,444,108	1,250,000	911,524	1.0000	911,524	6,806,730	4,963,597	47,596,310
2100	5,470,929	2,972,273	2,498,655	1,822,067	19.4578	35,453,413	6,683,700	1,600,659	5,083,041	3,706,650	7.6739	28,444,460	1,250,000	911,524	1.0000	911,524	8,831,696	6,440,240	64,809,397
2101	5,470,929	2,972,273	2,498,655	1,822,067	20.1933	36,793,543	6,683,700	1,600,659	5,083,041	3,706,650	7.8719	29,178,377	1,250,000	911,524	1.0000	911,524	8,831,696	6,440,240	66,883,444
2102	5,470,929	2,972,273	2,498,655	1,822,067	20.9566	38,184,327	6,683,700	1,600,659	5,083,041	3,706,650	8.0750	29,931,198	1,250,000	911,524	1.0000	911,524	8,831,696	6,440,240	69,027,048
2103	3,952,204	2,972,273	979,931	714,584	21.7488	15,541,344	2,127,526	1,600,659	526,867	384,201	8.2833	3,182,453	1,250,000	911,524	1.0000	911,524	2,756,797	2,010,309	19,635,321
2104	3,963,032	2,972,273	990,759	722,480	22.5709	16,307,023	2,136,779	1,600,659	536,120	390,949	8.4970	3,321,893	1,250,000	911,524	1.0000	911,524	2,776,879	2,024,953	20,540,440
2105	5,470,929	2,972,273	2,498,655	1,822,067	23.4240	42,680,095	6,683,700	1,600,659	5,083,041	3,706,650	8.7162	32,307,901	1,250,000	911,524	1.0000	911,524	8,831,696	6,440,240	75,899,520
2106	4,964,687	2,972,273	1,992,414	1,452,906	24.3095	35,319,417	5,164,975	1,600,659	3,564,316	2,599,167	8.9411	23,239,412	1,250,000	911,524	1.0000	911,524	6,806,730	4,963,597	59,470,352
2107	4,964,687	2,972,273	1,992,414	1,452,906	25.2284	36,654,492	5,164,975	1,600,659	3,564,316	2,599,167	9.1718	23,839,040	1,250,000	911,524	1.0000	911,524	6,806,730	4,963,597	61,405,055
2108	3,963,032	2,972,273	990,759	722,480	26.1820	18,915,970	2,136,779	1,600,659	536,120	390,949	9.4084	3,678,204	1,250,000	911,524	1.0000	911,524	2,776,879	2,024,953	23,505,698

Xcel Energy
Nuclear Decommissioning Accrual
200-Year Decommissioning Period
DECON Method

Docket No. E002/M-20-___
Schedule E.12
Page 10 of 26

Proposed

AMOUNT TO RECOVER

	LABOR						NON-LABOR						PIIC Payment						
	Cost Estimate Nominal $s	DOE Reimbursement Estimate Nominal $s	Adjusted Estimate Nominal $s	Jurisdictional Cost in Nominal $s	Escalation Factor	Jurisdictional Cost in Future $'s	Cost Estimate Nominal $s	DOE Reimbursement Estimate Nominal $s	Adjusted Estimate Nominal $s	Jurisdictional Cost in Nominal $s	Escalation Factor	Jurisdictional Cost in Future $'s	Cost Estimate Nominal $s	Jurisdictional Cost in Nominal $s	Escalation Factor	Jurisdictional Cost in Future $'s	Total Cost Estimate Nominal $s	Total Jurisdictional Cost in Nominal $s	Total Jurisdictional Cost in Future $'s
2109	4,964,687	2,972,273	1,992,414	1,452,906	27.1717	39,477,924	5,164,975	1,600,659	3,564,316	2,599,167	9.6512	25,085,080	1,250,000	911,524	1.0000	911,524	6,806,730	4,963,597	65,474,528
2110	4,964,687	2,972,273	1,992,414	1,452,906	28.1988	40,970,204	5,164,975	1,600,659	3,564,316	2,599,167	9.9002	25,732,273	1,250,000	911,524	1.0000	911,524	6,806,730	4,963,597	67,614,000
2111	4,964,687	2,972,273	1,992,414	1,452,906	29.2647	42,518,856	5,164,975	1,600,659	3,564,316	2,599,167	10.1556	26,396,100	1,250,000	911,524	1.0000	911,524	6,806,730	4,963,597	69,826,480
2112	3,963,032	2,972,273	990,759	722,480	30.3709	21,942,366	2,136,779	1,600,659	536,120	390,949	10.4176	4,072,750	1,250,000	911,524	1.0000	911,524	2,776,879	2,024,953	26,926,640
2113	6,989,653	2,972,273	4,017,380	2,929,550	31.5189	92,336,187	11,239,874	1,600,659	9,639,215	7,029,099	10.6864	75,115,759	1,250,000	911,524	1.0000	911,524	14,906,595	10,870,172	168,363,469
2114	5,977,170	2,972,273	3,004,897	2,191,228	32.7103	71,675,720	8,202,424	1,600,659	6,601,765	4,814,133	10.9621	52,773,005	1,250,000	911,524	1.0000	911,524	10,856,662	7,916,884	125,360,249
2115	5,324,430	2,972,273	2,352,157	1,715,237	33.9468	58,226,819	6,244,204	1,600,659	4,643,545	3,386,161	11.2449	38,077,044	1,250,000	911,524	1.0000	911,524	8,245,702	6,012,922	97,215,387
2116	3,963,032	2,972,273	990,759	722,480	35.2299	25,452,896	2,136,779	1,600,659	536,120	390,949	11.5350	4,509,596	1,250,000	911,524	1.0000	911,524	2,776,879	2,024,953	30,874,016
2117	3,952,204	2,972,273	979,931	714,584	36.5616	26,126,334	2,127,526	1,600,659	526,867	384,201	11.8326	4,546,098	1,250,000	911,524	1.0000	911,524	2,756,797	2,010,309	31,583,956
2118	5,977,170	2,972,273	3,004,897	2,191,228	37.9437	83,143,292	8,202,424	1,600,659	6,601,765	4,814,133	12.1379	58,433,462	1,250,000	911,524	1.0000	911,524	10,856,662	7,916,884	142,488,278
2119	5,470,929	2,972,273	2,498,655	1,822,067	39.3779	71,749,168	6,683,700	1,600,659	5,083,041	3,706,650	12.4511	46,151,868	1,250,000	911,524	1.0000	911,524	8,831,696	6,440,240	118,812,559
2120	3,963,032	2,972,273	990,759	722,480	40.8664	29,525,154	2,136,779	1,600,659	536,120	390,949	12.7723	4,993,317	1,250,000	911,524	1.0000	911,524	2,776,879	2,024,953	35,429,996
2121	3,952,204	2,972,273	979,931	714,584	42.4112	30,306,365	2,127,526	1,600,659	526,867	384,201	13.1018	5,033,726	1,250,000	911,524	1.0000	911,524	2,756,797	2,010,309	36,251,615
2122	6,483,412	2,972,273	3,511,138	2,560,389	44.0143	112,693,721	9,721,149	1,600,659	8,120,490	5,921,616	13.4399	79,585,922	1,250,000	911,524	1.0000	911,524	12,881,628	9,393,528	193,191,167
2123	3,952,204	2,972,273	979,931	714,584	45.6781	32,640,839	2,127,526	1,600,659	526,867	384,201	13.7866	5,296,827	1,250,000	911,524	1.0000	911,524	2,756,797	2,010,309	38,849,190
2124	3,963,032	2,972,273	990,759	722,480	47.4047	34,248,945	2,136,779	1,600,659	536,120	390,949	14.1423	5,528,918	1,250,000	911,524	1.0000	911,524	2,776,879	2,024,953	40,689,386
2125	6,483,412	2,972,273	3,511,138	2,560,389	49.1966	125,962,424	9,721,149	1,600,659	8,120,490	5,921,616	14.5072	85,906,062	1,250,000	911,524	1.0000	911,524	12,881,628	9,393,528	212,780,010
2126	3,952,204	2,972,273	979,931	714,584	51.0562	36,483,943	2,127,526	1,600,659	526,867	384,201	14.8815	5,717,489	1,250,000	911,524	1.0000	911,524	2,756,797	2,010,309	43,112,956
2127	3,952,204	2,972,273	979,931	714,584	52.9861	37,863,019	2,127,526	1,600,659	526,867	384,201	15.2654	5,864,984	1,250,000	911,524	1.0000	911,524	2,756,797	2,010,309	44,639,527
2128	6,494,240	2,972,273	3,521,966	2,568,285	54.9890	141,227,411	9,730,403	1,600,659	8,129,744	5,928,363	15.6593	92,834,022	1,250,000	911,524	1.0000	911,524	12,901,710	9,408,172	234,972,957
2129	3,952,204	2,972,273	979,931	714,584	57.0676	40,779,594	2,127,526	1,600,659	526,867	384,201	16.0633	6,171,538	1,250,000	911,524	1.0000	911,524	2,756,797	2,010,309	47,862,655
2130	3,952,204	2,972,273	979,931	714,584	59.2248	42,321,094	2,127,526	1,600,659	526,867	384,201	16.4777	6,330,751	1,250,000	911,524	1.0000	911,524	2,756,797	2,010,309	49,563,369
2131	3,952,204	2,972,273	979,931	714,584	61.4635	43,920,833	2,127,526	1,600,659	526,867	384,201	16.9028	6,494,075	1,250,000	911,524	1.0000	911,524	2,756,797	2,010,309	51,326,432
2132	6,494,240	2,972,273	3,521,966	2,568,285	63.7868	163,822,667	9,730,403	1,600,659	8,129,744	5,928,363	17.3389	102,791,301	1,250,000	911,524	1.0000	911,524	12,901,710	9,408,172	267,525,492
2133	3,952,204	2,972,273	979,931	714,584	66.1979	47,303,960	2,127,526	1,600,659	526,867	384,201	17.7863	6,833,517	1,250,000	911,524	1.0000	911,524	2,756,797	2,010,309	55,049,000
2134	3,952,204	2,972,273	979,931	714,584	68.7002	49,092,063	2,127,526	1,600,659	526,867	384,201	18.2451	7,009,788	1,250,000	911,524	1.0000	911,524	2,756,797	2,010,309	57,013,375
2135	3,952,204	2,972,273	979,931	714,584	71.2971	50,947,767	2,127,526	1,600,659	526,867	384,201	18.7159	7,190,670	1,250,000	911,524	1.0000	911,524	2,756,797	2,010,309	59,049,960
2136	3,963,032	2,972,273	990,759	722,480	73.9921	53,457,808	2,136,779	1,600,659	536,120	390,949	19.1987	7,505,712	1,250,000	911,524	1.0000	911,524	2,776,879	2,024,953	61,875,044
2137	3,952,204	2,972,273	979,931	714,584	76.7890	54,872,190	2,127,526	1,600,659	526,867	384,201	19.6941	7,566,496	1,250,000	911,524	1.0000	911,524	2,756,797	2,010,309	63,350,210
2138	19,139,451	2,972,273	16,167,177	11,789,413	79.6916	939,517,178	47,689,266	1,600,659	46,088,607	33,608,688	20.2022	678,969,436	1,250,000	911,524	1.0000	911,524	63,505,784	46,309,625	1,619,398,138
2139	3,952,204	2,972,273	979,931	714,584	82.7040	59,098,955	2,127,526	1,600,659	526,867	384,201	20.7234	7,961,954	1,250,000	911,524	1.0000	911,524	2,756,797	2,010,309	67,972,432
2140	3,963,032	2,972,273	990,759	722,480	85.8302	62,010,598	2,136,779	1,600,659	536,120	390,949	21.2580	8,310,793	1,250,000	911,524	1.0000	911,524	2,776,879	2,024,953	71,232,915
2141	3,952,204	2,972,273	979,931	714,584	89.0745	63,651,212	2,127,526	1,600,659	526,867	384,201	21.8065	8,378,082	1,250,000	911,524	1.0000	911,524	2,756,797	2,010,309	72,940,818
2142	3,952,204	2,972,273	979,931	714,584	92.4416	66,057,288	2,127,526	1,600,659	526,867	384,201	22.3691	8,594,234	1,250,000	911,524	1.0000	911,524	2,756,797	2,010,309	75,563,045
2143	3,952,204	2,972,273	979,931	714,584	95.9359	68,554,259	2,127,526	1,600,659	526,867	384,201	22.9462	8,815,956	1,250,000	911,524	1.0000	911,524	2,756,797	2,010,309	78,281,739
2144	3,963,032	2,972,273	990,759	722,480	99.5622	71,931,693	2,136,779	1,600,659	536,120	390,949	23.5382	9,202,235	1,250,000	911,524	1.0000	911,524	2,776,879	2,024,953	82,045,451
2145	5,470,929	2,972,273	2,498,655	1,822,067	103.3257	188,266,336	6,683,700	1,600,659	5,083,041	3,706,650	24.1455	89,498,914	1,250,000	911,524	1.0000	911,524	8,831,696	6,440,240	278,676,774
2146	4,964,687	2,972,273	1,992,414	1,452,906	107.2314	155,797,136	5,164,975	1,600,659	3,564,316	2,599,167	24.7685	64,377,467	1,250,000	911,524	1.0000	911,524	6,806,730	4,963,597	221,086,127
2147	4,964,687	2,972,273	1,992,414	1,452,906	111.2847	161,686,200	5,164,975	1,600,659	3,564,316	2,599,167	25.4075	66,038,335	1,250,000	911,524	1.0000	911,524	6,806,730	4,963,597	228,636,058
2148	3,963,032	2,972,273	990,759	722,480	115.4913	83,440,148	2,136,779	1,600,659	536,120	390,949	26.0630	10,189,303	1,250,000	911,524	1.0000	911,524	2,776,879	2,024,953	94,540,975
2149	4,964,687	2,972,273	1,992,414	1,452,906	119.8569	174,140,800	5,164,975	1,600,659	3,564,316	2,599,167	26.7355	69,490,028	1,250,000	911,524	1.0000	911,524	6,806,730	4,963,597	244,542,352
2150	5,470,929	2,972,273	2,498,655	1,822,067	124.3875	226,642,345	6,683,700	1,600,659	5,083,041	3,706,650	27.4252	101,655,614	1,250,000	911,524	1.0000	911,524	8,831,696	6,440,240	329,209,482
2151	5,470,929	2,972,273	2,498,655	1,822,067	129.0893	235,209,339	6,683,700	1,600,659	5,083,041	3,706,650	28.1328	104,278,439	1,250,000	911,524	1.0000	911,524	8,831,696	6,440,240	340,399,302
2152	5,481,757	2,972,273	2,509,483	1,829,963	133.9689	245,158,108	6,692,953	1,600,659	5,092,294	3,713,398	28.8586	107,163,458	1,250,000	911,524	1.0000	911,524	8,851,777	6,454,884	353,233,090
2153	3,952,204	2,972,273	979,931	714,584	139.0329	99,350,685	2,127,526	1,600,659	526,867	384,201	29.6032	11,373,583	1,250,000	911,524	1.0000	911,524	2,756,797	2,010,309	111,635,792
2154	3,952,204	2,972,273	979,931	714,584	144.2884	103,106,181	2,127,526	1,600,659	526,867	384,201	30.3669	11,666,998	1,250,000	911,524	1.0000	911,524	2,756,797	2,010,309	115,684,703
2155	5,830,672	2,972,273	2,858,398	2,084,398	149.7425	312,123,013	7,762,929	1,600,659	6,162,270	4,493,644	31.1504	139,978,811	1,250,000	911,524	1.0000	911,524	10,270,668	7,489,566	453,013,348
2156	4,975,515	2,972,273	2,003,242	1,460,802	155.4027	227,012,555	5,174,228	1,600,659	3,573,570	2,605,915	31.9541	83,269,662	1,250,000	911,524	1.0000	911,524	6,826,811	4,978,240	311,193,741
2157	4,964,687	2,972,273	1,992,414	1,452,906	161.2769	234,320,163	5,164,975	1,600,659	3,564,316	2,599,167	32.7785	85,196,794	1,250,000	911,524	1.0000	911,524	6,806,730	4,963,597	320,428,481
2158	3,952,204	2,972,273	979,931	714,584	167.3732	119,602,210	2,127,526	1,600,659	526,867	384,201	33.6242	12,918,456	1,250,000	911,524	1.0000	911,524	2,756,797	2,010,309	133,432,189
2159	4,964,687	2,972,273	1,992,414	1,452,906	173.6999	252,369,613	5,164,975	1,600,659	3,564,316	2,599,167	34.4917	89,649,687	1,250,000	911,524	1.0000	911,524	6,806,730	4,963,597	342,930,824
2160	4,975,515	2,972,273	2,003,242	1,460,802	180.2658	263,332,618	5,174,228	1,600,659	3,573,570	2,605,915	35.3816	92,201,435	1,250,000	911,524	1.0000	911,524	6,826,811	4,978,240	356,445,577
2161	4,964,687	2,972,273	1,992,414	1,452,906	187.0798	271,809,349	5,164,975	1,600,659	3,564,316	2,599,167	36.2944	94,335,205	1,250,000	911,524	1.0000	911,524	6,806,730	4,963,597	367,056,078
2162	3,952,204	2,972,273	979,931	714,584	194.1514	138,737,483	2,127,526	1,600,659	526,867	384,201	37.2308	14,304,116	1,250,000	911,524	1.0000	911,524	2,756,797	2,010,309	153,953,122
2163	6,989,653	2,972,273	4,017,380	2,929,550	201.4904	590,276,157	11,239,874	1,600,659	9,639,215	7,029,099	38.1914	268,451,114	1,250,000	911,524	1.0000	911,524	14,906,595	10,870,172	859,638,794
2164	5,987,998	2,972,273	3,015,725	2,199,124	209.1067	459,851,521	8,211,678	1,600,659	6,611,019	4,820,881	39.1767	188,866,192	1,250,000	911,524	1.0000	911,524	10,876,744	7,931,528	649,629,237
2165	4,964,687	2,972,273	1,992,414	1,452,906	217.0109	315,296,422	5,164,975	1,600,659	3,564,316	2,599,167	40.1875	104,454,022	1,250,000	911,524	1.0000	911,524	6,806,730	4,963,597	420,661,968
2166	3,952,204	2,972,273	979,931	714,584	225.2140	160,934,320	2,127,526	1,600,659	526,867	384,201	41.2243	15,838,423	1,250,000	911,524	1.0000	911,524	2,756,797	2,010,309	177,684,266
2167	3,952,204	2,972,273	979,931	714,584	233.7270	167,017,573	2,127,526	1,600,659	526,867	384,201	42.2879	16,247,059	1,250,000	911,524	1.0000	911,524	2,756,797	2,010,309	184,176,156
2168	5,987,998	2,972,273	3,015,725	2,199,124	242.5619	533,423,648	8,211,678	1,600,659	6,611,019	4,820,881	43.3789	209,124,496	1,250,000	911,524	1.0000	911,524	10,876,744	7,931,528	743,459,668
2169	5,470,929	2,972,273	2,498,655	1,822,067	251.7308	458,670,355	6,683,700	1,600,659	5,083,041	3,706,650	44.4981	164,938,876	1,250,000	911,524	1.0000	911,524	8,831,696	6,440,240	624,520,755
2170	3,952,204	2,972,273	979,931	714,584	261.2462	186,682,353	2,127,526	1,600,659	526,867	384,201	45.6462	17,537,322	1,250,000	911,524	1.0000	911,524	2,756,797	2,010,309	205,131,199
2171	3,952,204	2,972,273	979,931	714,584	271.1213	193,738,941	2,127,526	1,600,659	526,867	384,201	46.8238	17,989,757	1,250,000	911,524	1.0000	911,524	2,756,797	2,010,309	212,640,223
2172	6,494,240	2,972,273	3,521,966	2,568,285	281.3697	722,637,514	9,730,403	1,600,659	8,129,744	5,928,363	48.0319	284,750,561	1,250,000	911,524	1.0000	911,524	12,901,710	9,408,172	1,008,299,599
2173	3,952,204	2,972,273	979,931	714,584	292.0054	208,662,385	2,127,526	1,600,659	526,867	384,201	49.2711	18,930,013	1,250,000	911,524	1.0000	911,524	2,756,797	2,010,309	228,503,922
2174	3,952,204	2,972,273	979,931	714,584	303.0433	216,549,892	2,127,526	1,600,659	526,867	384,201	50.5423	19,418,409	1,250,000	911,524	1.0000	911,524	2,756,797	2,010,309	236,879,825
2175	6,483,412	2,972,273	3,511,138	2,560,389	314.4983	805,237,930	9,721,149	1,600,659	8,120,490	5,921,616	51.8463	307,013,861	1,250,000	911,524	1.0000	911,524	12,881,628	9,393,528	1,113,163,314
2176	3,963,032	2,972,273	990,759	722,480	326.3863	235,807,556	2,136,779	1,600,659	536,120	390,949	53.1839	20,792,191	1,250,000	911,524	1.0000	911,524	2,776,879	2,024,953	257,511,271
2177	3,952,204	2,972,273	979,931	714,584	338.7237	242,046,535	2,127,526	1,600,659	526,867	384,201	54.5561	20,960,516	1,250,000	911,524	1.0000	911,524	2,756,797	2,010,309	263,918,574
2178	6,483,412	2,972,273	3,511,138	2,560,389	351.5275	900,047,079	9,721,149	1,600,659	8,120,490	5,921,616	55.9636	331,394,929	1,250,000	911,524	1.0000	911,524	12,881,628	9,393,528	1,232,353,532
2179	3,952,204	2,972,273	979,931	714,584	364.8152	260,691,103	2,127,526	1,600,659	526,867	384,201	57.4075	22,056,027	1,250,000	911,524	1.0000	911,524	2,756,797	2,010,309	283,658,653
2180	3,963,032	2,972,273	990,759	722,480	378.6052	273,534,664	2,136,779	1,600,659	536,120	390,949	58.8886	23,022,437	1,250,000	911,524	1.0000	911,524	2,776,879	2,024,953	297,468,625
2181	3,952,204	2,972,273	979,931	714,584	392.9165	280,771,842	2,127,526	1,600,659	526,867	384,201	60.4079	23,208,784	1,250,000	911,524	1.0000	911,524	2,756,797	2,010,309	304,892,150
2182	6,483,412	2,972,273	3,511,138	2,560,389	407.7688	1,044,046,674	9,721,149	1,600,659	8,120,490	5,921,616	61.9664	366,941,203	1,250,000	911,524	1.0000	911,524	12,881,628	9,393,528	1,411,899,401
2183	3,952,204	2,972,273	979,931	714,584	423.1824	302,399,370	2,127,526	1,600,659	526,867	384,201	63.5652	24,421,822	1,250,000	911,524	1.0000	911,524	2,756,797	2,010,309	327,732,716
2184	3,963,032	2,972,273	990,759	722,480	439.1787	317,297,803	2,136,779	1,600,659	536,120	390,949	65.2052	25,491,905	1,250,000	911,524	1.0000	911,524	2,776,879	2,024,953	343,701,232
2185	3,952,204	2,972,273	979,931	714,584	455.7797	325,692,879	2,127,526	1,600,659	526,867	384,201	66.8874	25,698,215	1,250,000	911,524	1.0000	911,524	2,756,797	2,010,309	352,302,618

Xcel Energy
Nuclear Decommissioning Accrual
200-Year Decommissioning Period
DECON Method

Docket No. E002/M-20-___
Schedule E.12
Page 11 of 26

Proposed

AMOUNT TO RECOVER

	LABOR						NON-LABOR						PIIC Payment						
	Cost Estimate Nominal $s	DOE Reimbursement Estimate Nominal $s	Adjusted Estimate Nominal $s	Jurisdictional Cost in Nominal $s	Escalation Factor	Jurisdictional Cost in Future $'s	Cost Estimate Nominal $s	DOE Reimbursement Estimate Nominal $s	Adjusted Estimate Nominal $s	Jurisdictional Cost in Nominal $s	Escalation Factor	Jurisdictional Cost in Future $'s	Cost Estimate Nominal $s	Jurisdictional Cost in Nominal $s	Escalation Factor	Jurisdictional Cost in Future $'s	Total Cost Estimate Nominal $s	Total Jurisdictional Cost in Nominal $s	Total Jurisdictional Cost in Future $'s
2186	3,952,204	2,972,273	979,931	714,584	473.0081	338,004,017	2,127,526	1,600,659	526,867	384,201	68.6131	26,361,231	1,250,000	911,524	1.0000	911,524	2,756,797	2,010,309	365,276,772
2187	3,952,204	2,972,273	979,931	714,584	490.8878	350,780,565	2,127,526	1,600,659	526,867	384,201	70.3834	27,041,382	1,250,000	911,524	1.0000	911,524	2,756,797	2,010,309	378,733,471
2188	19,150,279	2,972,273	16,178,005	11,797,309	509.4434	6,010,061,141	47,698,520	1,600,659	46,097,861	33,615,436	72.1993	2,427,010,932	1,250,000	911,524	1.0000	911,524	63,525,866	46,324,268	8,437,983,596
2189	3,952,204	2,972,273	979,931	714,584	528.7004	377,800,844	2,127,526	1,600,659	526,867	384,201	74.0620	28,454,705	1,250,000	911,524	1.0000	911,524	2,756,797	2,010,309	407,167,072
2190	3,952,204	2,972,273	979,931	714,584	548.6852	392,081,662	2,127,526	1,600,659	526,867	384,201	75.9728	29,188,836	1,250,000	911,524	1.0000	911,524	2,756,797	2,010,309	422,182,022
2191	3,952,204	2,972,273	979,931	714,584	569.4255	406,902,348	2,127,526	1,600,659	526,867	384,201	77.9329	29,941,909	1,250,000	911,524	1.0000	911,524	2,756,797	2,010,309	437,755,781
2192	3,963,032	2,972,273	990,759	722,480	590.9498	426,949,379	2,136,779	1,600,659	536,120	390,949	79.9436	31,253,868	1,250,000	911,524	1.0000	911,524	2,776,879	2,024,953	459,114,771
2193	4,055,991	2,972,273	1,083,718	790,268	613.2877	484,661,528	2,438,888	1,600,659	838,229	611,253	82.0061	50,126,444	1,250,000	911,524	1.0000	911,524	3,171,947	2,313,044	535,699,496
2194	4,211,673	2,972,273	1,239,399	903,794	636.4700	575,237,472	2,905,932	1,600,659	1,305,273	951,830	84.1219	80,069,731	1,250,000	911,524	1.0000	911,524	3,794,672	2,767,147	656,218,728
2195	6,090,140	2,972,273	3,117,867	2,273,608	660.5286	1,501,783,008	8,541,335	1,600,659	6,940,676	5,061,273	86.2922	436,748,359	1,250,000	911,524	1.0000	911,524	11,308,543	8,246,404	1,939,442,890
2196	5,286,878	2,972,273	2,314,604	1,687,853	685.4966	1,157,017,715	6,108,316	1,600,659	4,507,657	3,287,069	88.5185	290,966,429	1,250,000	911,524	1.0000	911,524	8,072,261	5,886,446	1,448,895,668
2197	5,120,368	2,972,273	2,148,095	1,566,432	711.4083	1,114,372,476	5,632,019	1,600,659	4,031,360	2,939,744	90.8023	266,935,529	1,250,000	911,524	1.0000	911,524	7,429,455	5,417,700	1,382,219,528
2198	4,315,460	2,972,273	1,343,187	979,477	738.2996	723,147,738	3,217,294	1,600,659	1,616,635	1,178,881	93.1450	109,806,894	1,250,000	911,524	1.0000	911,524	4,209,822	3,069,882	833,866,156
2199	5,120,368	2,972,273	2,148,095	1,566,432	766.2073	1,200,211,364	5,632,019	1,600,659	4,031,360	2,939,744	95.5482	280,887,261	1,250,000	911,524	1.0000	911,524	7,429,455	5,417,700	1,482,010,148
2200	5,574,716	2,972,273	2,602,443	1,897,751	795.1699	1,509,034,237	6,995,062	1,600,659	5,394,403	3,933,701	98.0133	385,555,046	1,250,000	911,524	1.0000	911,524	9,246,846	6,742,976	1,895,500,807
2201	5,730,397	2,972,273	2,758,124	2,011,276	825.2273	1,659,760,217	7,462,106	1,600,659	5,861,447	4,274,278	100.5421	429,744,934	1,250,000	911,524	1.0000	911,524	9,869,571	7,197,079	2,090,416,675
2202	5,730,397	2,972,273	2,758,124	2,011,276	856.4209	1,722,499,169	7,462,106	1,600,659	5,861,447	4,274,278	103.1360	440,831,985	1,250,000	911,524	1.0000	911,524	9,869,571	7,197,079	2,164,242,678
2203	4,107,885	2,972,273	1,135,612	828,110	888.7937	736,018,702	2,594,569	1,600,659	993,910	724,778	105.7969	76,679,303	1,250,000	911,524	1.0000	911,524	3,379,522	2,464,412	813,609,528
2204	4,170,607	2,972,273	1,198,334	873,848	922.3901	806,028,356	2,759,504	1,600,659	1,158,845	845,052	108.5265	91,710,525	1,250,000	911,524	1.0000	911,524	3,607,179	2,630,423	898,650,405
2205	5,678,504	2,972,273	2,706,230	1,973,435	957.2564	1,889,082,825	7,306,425	1,600,659	5,705,766	4,160,753	111.3265	463,202,041	1,250,000	911,524	1.0000	911,524	9,661,996	7,045,711	2,353,196,390
2206	5,120,368	2,972,273	2,148,095	1,566,432	993.4407	1,556,156,953	5,632,019	1,600,659	4,031,360	2,939,744	114.1987	335,714,959	1,250,000	911,524	1.0000	911,524	7,429,455	5,417,700	1,892,783,435
2207	5,172,262	2,972,273	2,199,989	1,604,274	1,030.9927	1,653,994,325	5,787,700	1,600,659	4,187,041	3,053,270	117.1450	357,675,298	1,250,000	911,524	1.0000	911,524	7,637,030	5,569,067	2,012,581,147
2208	4,170,607	2,972,273	1,198,334	873,848	1,069.9643	934,985,714	2,759,504	1,600,659	1,158,845	845,052	120.1674	101,547,690	1,250,000	911,524	1.0000	911,524	3,607,179	2,630,423	1,037,444,927
2209	5,120,368	2,972,273	2,148,095	1,566,432	1,110.4089	1,739,379,643	5,632,019	1,600,659	4,031,360	2,939,744	123.2677	362,375,498	1,250,000	911,524	1.0000	911,524	7,429,455	5,417,700	2,102,666,665
2210	5,172,262	2,972,273	2,199,989	1,604,274	1,152.3824	1,848,736,611	5,787,700	1,600,659	4,187,041	3,053,270	126.4480	386,079,867	1,250,000	911,524	1.0000	911,524	7,637,030	5,569,067	2,235,728,002
2211	5,172,262	2,972,273	2,199,989	1,604,274	1,195.9424	1,918,618,767	5,787,700	1,600,659	4,187,041	3,053,270	129.7104	396,040,855	1,250,000	911,524	1.0000	911,524	7,637,030	5,569,067	2,315,571,146
2212	4,170,607	2,972,273	1,198,334	873,848	1,241.1491	1,084,575,137	2,759,504	1,600,659	1,158,845	845,052	133.0569	112,439,986	1,250,000	911,524	1.0000	911,524	3,607,179	2,630,423	1,197,926,647
2213	7,197,228	2,972,273	4,224,955	3,080,917	1,288.0645	3,968,420,347	11,862,599	1,600,659	10,261,940	7,483,201	136.4898	1,021,380,667	1,250,000	911,524	1.0000	911,524	15,736,895	11,475,643	4,990,712,537
2214	6,184,745	2,972,273	3,212,472	2,342,595	1,336.7533	3,131,472,245	8,825,149	1,600,659	7,224,490	5,268,236	140.0112	737,611,995	1,250,000	911,524	1.0000	911,524	11,686,962	8,522,355	3,869,995,763
2215	5,172,262	2,972,273	2,199,989	1,604,274	1,387.2826	2,225,580,790	5,787,700	1,600,659	4,187,041	3,053,270	143.6235	438,521,304	1,250,000	911,524	1.0000	911,524	7,637,030	5,569,067	2,665,013,618
2216	4,170,607	2,972,273	1,198,334	873,848	1,439.7219	1,258,097,497	2,759,504	1,600,659	1,158,845	845,052	147.3290	124,500,652	1,250,000	911,524	1.0000	911,524	3,607,179	2,630,423	1,383,509,673
2217	4,133,788	2,972,273	1,161,514	846,998	1,494.1434	1,265,536,796	14,534,310	1,600,659	12,933,651	9,431,464	151.1301	1,425,378,089	1,250,000	911,524	1.0000	911,524	15,345,165	11,189,986	2,691,826,408
2218	1,123,816	2,972,273	(1,848,457)	(1,347,930)	1,550.6220	(2,090,130,339)	3,040,582	1,600,659	1,439,923	1,050,019	155.0292	162,783,650	0	0	1.0000	0	(408,534)	(297,911)	(1,927,346,689)
	$1,250,894,368	$526,092,387	$724,801,981	$528,539,376		$61,058,494,756	$1,305,637,546	$283,316,640	$1,022,320,907	$745,495,829		$18,471,829,558	$230,000,000	$167,720,370		$167,720,370	$1,977,122,888	$1,441,755,575	$79,698,044,684
	$4,958,773,526	$2,183,453,272	$2,775,320,253	$2,023,816,260		$347,184,364,043	$4,993,140,088	$923,786,084	$4,069,354,004	$2,967,450,257		$83,165,263,510	$461,250,000	$336,352,264		$336,352,264	$7,305,924,258	$5,327,618,781	$430,685,979,817

Xcel Energy
Nuclear Decommissioning Accrual
200-Year Decommissioning Period
DECON Method

Docket No. E002/M-20-___
Schedule E.12
Page 12 of 26

Proposed

EXTERNAL FUND CALCULATION

Monticello

	Beginning Balance	Assumed Interest	Decommissioning Payment	Annuity	Ending Balance
2020	$757,935,327	$15,187,603	$0	$6,696,113	$779,819,043
2021	779,819,043	31,284,497	-	8,507,110	819,610,650
2022	819,610,650	33,762,573	-	53,138,244	906,511,467
2023	906,511,467	37,229,916	-	53,138,244	996,879,627
2024	996,879,627	40,835,605	-	53,138,244	1,090,853,476
2025	1,090,853,476	44,585,162	-	53,138,244	1,188,576,882
2026	1,188,576,882	48,484,326	-	53,138,244	1,290,199,452
2027	1,290,199,452	52,539,066	-	53,138,244	1,395,876,762
2028	1,395,876,762	56,755,591	-	53,138,244	1,505,770,597
2029	1,505,770,597	61,140,355	-	53,138,244	1,620,049,196
2030	1,620,049,196	65,700,071	-	53,138,244	1,738,887,512
2031	1,738,887,512	70,441,720	-	53,138,244	1,862,467,476
2032	1,862,467,476	75,372,560	-	53,138,244	1,990,978,280
2033	1,990,978,280	80,500,141	-	53,138,244	2,124,616,666
2034	2,124,616,666	85,832,313	-	53,138,244	2,263,587,223
2035	2,263,587,223	91,377,238	-	53,138,244	2,408,102,705
2036	2,408,102,705	97,143,406	-	53,138,244	2,558,384,356
2037	2,558,384,356	103,139,644	-	53,138,244	2,714,662,244
2038	2,714,662,244	109,375,131	-	53,138,244	2,877,175,619
2039	2,877,175,619	115,859,415	-	53,138,244	3,046,173,279
2040	3,046,173,279	118,964,685	(46,107,404)	39,853,683	3,158,884,242
2041	3,158,884,242	122,564,709	(183,640,070)	-	3,097,808,881
2042	3,097,808,881	120,194,985	(317,582,210)	-	2,900,421,655
2043	2,900,421,655	112,536,360	(370,640,837)	-	2,642,317,178
2044	2,642,317,178	102,521,907	(350,340,524)	-	2,394,498,560
2045	2,394,498,560	92,906,544	(128,900,685)	-	2,358,504,419
2046	2,358,504,419	91,509,971	(97,673,330)	-	2,352,341,061
2047	2,352,341,061	91,270,833	(93,432,389)	-	2,350,179,505
2048	2,350,179,505	91,186,965	(9,723,492)	-	2,431,642,977
2049	2,431,642,977	94,347,748	(5,151,409)	-	2,520,839,316
2050	2,520,839,316	97,808,565	(16,531,533)	-	2,602,116,348
2051	2,602,116,348	100,962,114	(17,052,647)	-	2,686,025,816
2052	2,686,025,816	104,217,802	(17,652,945)	-	2,772,590,673
2053	2,772,590,673	107,576,518	(18,147,067)	-	2,862,020,123
2054	2,862,020,123	111,046,381	(18,721,153)	-	2,954,345,351
2055	2,954,345,351	114,628,600	(19,313,981)	-	3,049,659,969
2056	3,049,659,969	118,326,807	(19,997,249)	-	3,147,989,527
2057	3,147,989,527	122,141,994	(20,558,771)	-	3,249,572,749
2058	3,249,572,749	126,083,423	(83,990,420)	-	3,291,665,752
2059	3,291,665,752	127,716,631	(21,886,651)	-	3,397,495,732
2060	3,397,495,732	131,822,834	(22,665,572)	-	3,506,652,994

Xcel Energy
Nuclear Decommissioning Accrual
200-Year Decommissioning Period
DECON Method

Docket No. E002/M-20-___
Schedule E.12
Page 13 of 26

Proposed

EXTERNAL FUND CALCULATION

2061	3,506,652,994	136,058,136	(23,303,379)	-	3,619,407,751
2062	3,619,407,751	140,433,021	(24,047,588)	-	3,735,793,184
2063	3,735,793,184	144,948,776	(61,197,934)	-	3,819,544,026
2064	3,819,544,026	148,198,308	(25,703,347)	-	3,942,038,987
2065	3,942,038,987	152,951,113	(26,429,672)	-	4,068,560,428
2066	4,068,560,428	157,860,145	(35,229,498)	-	4,191,191,074
2067	4,191,191,074	162,618,214	(28,151,766)	-	4,325,657,522
2068	4,325,657,522	167,835,512	(147,326,866)	-	4,346,166,168
2069	4,346,166,168	168,631,247	(29,990,555)	-	4,484,806,860
2070	4,484,806,860	174,010,506	(30,955,832)	-	4,627,861,535
2071	4,627,861,535	179,561,028	(31,953,327)	-	4,775,469,235
2072	4,775,469,235	185,288,206	(33,109,202)	-	4,927,648,240
2073	4,927,648,240	191,192,752	(34,049,643)	-	5,084,791,348
2074	5,084,791,348	197,289,904	(35,150,824)	-	5,246,930,428
2075	5,246,930,428	203,580,901	(36,288,517)	-	5,414,222,812
2076	5,414,222,812	210,071,845	(37,608,033)	-	5,586,686,624
2077	5,586,686,624	216,763,441	(38,679,194)	-	5,764,770,870
2078	5,764,770,870	223,673,110	(39,935,059)	-	5,948,508,921
2079	5,948,508,921	230,802,146	(41,233,194)	-	6,138,077,873
2080	6,138,077,873	238,157,421	(103,188,342)	-	6,273,046,953
2081	6,273,046,953	243,394,222	(43,961,721)	-	6,472,479,453
2082	6,472,479,453	251,132,203	(45,394,993)	-	6,678,216,663
2083	6,678,216,663	259,114,807	(46,876,929)	-	6,890,454,540
2084	6,890,454,540	267,349,636	(48,599,730)	-	7,109,204,447
2085	7,109,204,447	275,837,133	(120,299,432)	-	7,264,742,147
2086	7,264,742,147	281,871,995	(51,628,781)	-	7,494,985,362
2087	7,494,985,362	290,805,432	(98,144,013)	-	7,687,646,781
2088	7,687,646,781	298,280,695	(70,729,161)	-	7,915,198,315
2089	7,915,198,315	307,109,695	(56,879,387)	-	8,165,428,623
2090	8,165,428,623	316,818,631	(58,749,441)	-	8,423,497,813
2091	8,423,497,813	326,831,715	(60,683,165)	-	8,689,646,363
2092	8,689,646,363	337,158,279	(62,936,622)	-	8,963,868,019
2093	8,963,868,019	347,798,079	(64,749,691)	-	9,246,916,407
2094	9,246,916,407	358,780,357	(714,209,192)	-	8,891,487,572
2095	8,891,487,572	344,989,718	(69,097,887)	-	9,167,379,403
2096	9,167,379,403	355,694,321	(71,677,036)	-	9,451,396,688
2097	9,451,396,688	366,714,191	(73,747,312)	-	9,744,363,568
2098	9,744,363,568	378,081,306	(76,191,911)	-	10,046,252,963
2099	10,046,252,963	389,794,615	(78,720,142)	-	10,357,327,436
2100	10,357,327,436	401,864,305	(81,334,596)	-	10,677,857,144
2101	10,677,857,144	414,300,857	(84,038,673)	-	11,008,119,328
2102	11,008,119,328	427,115,030	(86,835,368)	-	11,348,398,990
2103	11,348,398,990	440,317,881	(89,727,936)	-	11,698,988,936
2104	11,698,988,936	453,920,771	(93,110,410)	-	12,059,799,296
2105	12,059,799,296	467,920,213	(95,814,142)	-	12,431,905,367
2106	12,431,905,367	482,357,928	(99,015,470)	-	12,815,247,825
2107	12,815,247,825	497,231,616	(102,326,757)	-	13,210,152,683
2108	13,210,152,683	512,553,924	(390,992,392)	-	13,331,714,215

Xcel Energy
Nuclear Decommissioning Accrual
200-Year Decommissioning Period
DECON Method

Docket No. E002/M-20-___
Schedule E.12
Page 14 of 26

Proposed

EXTERNAL FUND CALCULATION

External Levelized	2109	13,331,714,215	517,270,512	(109,295,366)	-	13,739,689,360
	2110	13,739,689,360	533,099,947	(112,960,897)	-	14,159,828,410
	2111	14,159,828,410	549,401,342	(116,752,806)	-	14,592,476,946
	2112	14,592,476,946	566,188,106	(121,196,461)	-	15,037,468,591
	2113	15,037,468,591	583,453,781	(291,131,503)	-	15,329,790,870
	2114	15,329,790,870	594,795,886	(128,933,604)	-	15,795,653,151
	2115	15,795,653,151	612,871,342	(133,278,206)	-	16,275,246,287
	2116	16,275,246,287	631,479,556	(174,928,791)	-	16,731,797,052
	2117	16,731,797,052	649,193,726	(142,424,086)	-	17,238,566,692
	2118	17,238,566,692	668,856,388	(692,140,942)	-	17,215,282,138
	2119	17,215,282,138	667,952,947	(152,216,478)	-	17,731,018,607
	2120	17,731,018,607	687,963,522	(158,063,673)	-	18,260,918,457
	2121	18,260,918,457	708,523,636	(162,701,217)	-	18,806,740,876
	2122	18,806,740,876	729,701,546	(168,219,094)	-	19,368,223,328
	2123	19,368,223,328	751,487,065	(173,928,999)	-	19,945,781,395
	2124	19,945,781,395	773,896,318	(180,640,350)	-	20,539,037,362
	2125	20,539,037,362	796,914,650	(185,953,348)	-	21,149,998,664
	2126	21,149,998,664	820,619,948	(192,282,111)	-	21,778,336,501
	2127	21,778,336,501	844,999,456	(198,831,823)	-	22,424,504,135
	2128	22,424,504,135	870,070,760	(260,036,434)	-	23,034,538,461
	2129	23,034,538,461	893,740,092	(212,627,336)	-	23,715,651,217
	2130	23,715,651,217	920,167,267	(504,269,347)	-	24,131,549,138
	2131	24,131,549,138	936,304,107	(227,405,628)	-	24,840,447,616
	2132	24,840,447,616	963,809,367	(236,257,050)	-	25,567,999,933
	2133	25,567,999,933	992,038,397	(243,238,861)	-	26,316,799,470
	2134	26,316,799,470	1,021,091,819	(251,574,463)	-	27,086,316,826
	2135	27,086,316,826	1,050,949,093	(593,752,953)	-	27,543,512,966
	2136	27,543,512,966	1,068,688,303	(270,373,979)	-	28,341,827,290
	2137	28,341,827,290	1,099,662,899	(491,744,433)	-	28,949,745,756
	2138	28,949,745,756	1,123,250,135	(287,954,697)	-	29,785,041,194
	2139	29,785,041,194	1,155,659,598	(297,864,324)	-	30,642,836,468
	2140	30,642,836,468	1,188,942,055	(309,554,541)	-	31,522,223,983
	2141	31,522,223,983	1,223,062,291	(318,743,919)	-	32,426,542,354
	2142	32,426,542,354	1,258,149,843	(329,740,045)	-	33,354,952,153
	2143	33,354,952,153	1,294,172,144	(341,124,410)	-	34,307,999,887
	2144	34,307,999,887	1,331,150,396	(3,472,280,013)	-	32,166,870,270
	2145	32,166,870,270	1,248,074,566	(365,115,127)	-	33,049,829,709
	2146	33,049,829,709	1,282,333,393	(377,751,152)	-	33,954,411,950
	2147	33,954,411,950	1,317,431,184	(390,834,361)	-	34,881,008,773
	2148	34,881,008,773	1,353,383,140	(406,295,384)	-	35,828,096,529
	2149	35,828,096,529	1,390,130,145	(418,409,506)	-	36,799,817,168
	2150	36,799,817,168	1,427,832,906	(432,934,605)	-	37,794,715,469
	2151	37,794,715,469	1,466,434,960	(447,975,740)	-	38,813,174,690
	2152	38,813,174,690	1,505,951,178	(465,764,564)	-	39,853,361,304
	2153	39,853,361,304	1,546,310,419	(479,680,623)	-	40,919,991,099
	2154	40,919,991,099	1,587,695,655	(496,383,525)	-	42,011,303,229
	2155	42,011,303,229	1,630,038,565	(513,681,171)	-	43,127,660,624
	2156	43,127,660,624	1,673,353,232	(534,154,640)	-	44,266,859,215

Xcel Energy
Nuclear Decommissioning Accrual
200-Year Decommissioning Period
DECON Method

Docket No. E002/M-20-___
Schedule E.12
Page 15 of 26

Proposed

EXTERNAL FUND CALCULATION

2157	44,266,859,215	1,717,554,138	(550,146,384)	-	45,434,266,970
2158	45,434,266,970	1,762,849,558	(1,973,468,752)	-	45,223,647,776
2159	45,223,647,776	1,754,677,534	(589,258,630)	-	46,389,066,680
2160	46,389,066,680	1,799,895,787	(612,829,268)	-	47,576,133,199
2161	47,576,133,199	1,845,953,968	(631,212,755)	-	48,790,874,412
2162	48,790,874,412	1,893,085,927	(653,320,674)	-	50,030,639,665
2163	50,030,639,665	1,941,188,819	(1,503,425,556)	-	50,468,402,928
2164	50,468,402,928	1,958,174,034	(703,362,928)	-	51,723,214,033
2165	51,723,214,033	2,006,860,704	(724,503,530)	-	53,005,571,208
2166	53,005,571,208	2,056,616,163	(932,571,782)	-	54,129,615,589
2167	54,129,615,589	2,100,229,085	(776,308,097)	-	55,453,536,577
2168	55,453,536,577	2,151,597,219	(3,734,317,443)	-	53,870,816,353
2169	53,870,816,353	2,090,187,675	(831,894,181)	-	55,129,109,847
2170	55,129,109,847	2,139,009,462	(861,192,031)	-	56,406,927,278
2171	56,406,927,278	2,188,588,778	(891,541,482)	-	57,703,974,575
2172	57,703,974,575	2,238,914,214	(927,569,021)	-	59,015,319,767
2173	59,015,319,767	2,289,794,407	(955,551,799)	-	60,349,562,375
2174	60,349,562,375	2,341,563,020	(989,293,656)	-	61,701,831,739
2175	61,701,831,739	2,394,031,071	(1,024,249,263)	-	63,071,613,547
2176	63,071,613,547	2,447,178,606	(1,065,771,821)	-	64,453,020,331
2177	64,453,020,331	2,500,777,189	(1,097,981,660)	-	65,855,815,860
2178	65,855,815,860	2,555,205,655	(1,136,851,916)	-	67,274,169,599
2179	67,274,169,599	2,610,237,780	(1,177,123,660)	-	68,707,283,720
2180	68,707,283,720	2,665,842,608	(2,678,250,675)	-	68,694,875,653
2181	68,694,875,653	2,665,361,175	(1,262,077,736)	-	70,098,159,092
2182	70,098,159,092	2,719,808,573	(1,306,868,489)	-	71,511,099,176
2183	71,511,099,176	2,774,630,648	(1,353,277,166)	-	72,932,452,657
2184	72,932,452,657	2,829,779,163	(1,408,475,204)	-	74,353,756,617
2185	74,353,756,617	2,884,925,757	(3,169,230,239)	-	74,069,452,134
2186	74,069,452,134	2,873,894,743	(1,502,812,846)	-	75,440,534,031
2187	75,440,534,031	2,927,092,720	(2,658,734,308)	-	75,708,892,443
2188	75,708,892,443	2,937,505,027	(1,619,972,256)	-	77,026,425,214
2189	77,026,425,214	2,988,625,298	(1,669,177,478)	-	78,345,873,035
2190	78,345,873,035	3,039,819,874	(1,728,697,286)	-	79,656,995,623
2191	79,656,995,623	3,090,691,430	(1,790,374,909)	-	80,957,312,145
2192	80,957,312,145	3,141,143,711	(2,299,952,176)	-	81,798,503,680
2193	81,798,503,680	3,173,781,943	(2,709,957,035)	-	82,262,328,588
2194	82,262,328,588	3,191,778,349	(18,389,673,213)	-	67,064,433,724
2195	67,064,433,724	2,602,100,029	(2,784,272,942)	-	66,882,260,811
2196	66,882,260,811	2,595,031,719	(3,143,577,860)	-	66,333,714,671
2197	66,333,714,671	2,573,748,129	(1,036,106,441)	-	67,871,356,359
2198	67,871,356,359	2,633,408,627	(1,074,790,175)	-	69,429,974,812
2199	69,429,974,812	2,693,883,023	(1,114,923,637)	-	71,008,934,197
2200	71,008,934,197	2,755,146,647	(1,156,561,349)	-	72,607,519,495
2201	72,607,519,495	2,817,171,756	(1,199,759,967)	-	74,224,931,284
2202	74,224,931,284	2,879,927,334	(1,244,578,071)	-	75,860,280,547
2203	75,860,280,547	2,943,378,885	(1,291,076,702)	-	77,512,582,730
2204	77,512,582,730	3,007,488,210	(1,354,117,808)	-	79,165,953,133

Xcel Energy
Nuclear Decommissioning Accrual
200-Year Decommissioning Period
DECON Method

Docket No. E002/M-20-___
Schedule E.12
Page 16 of 26

Proposed

EXTERNAL FUND CALCULATION

2205	79,165,953,133	3,071,638,982	(1,389,369,860)	-	80,848,222,254
2206	80,848,222,254	3,136,911,023	(1,441,298,096)	-	82,543,835,181
2207	82,543,835,181	3,202,700,805	(1,495,173,905)	-	84,251,362,081
2208	84,251,362,081	3,268,952,849	(9,806,372,450)	-	77,713,942,479
2209	77,713,942,479	3,015,300,968	(1,609,064,436)	-	79,120,179,011
2210	79,120,179,011	3,069,862,946	(1,669,233,906)	-	80,520,808,051
2211	80,520,808,051	3,124,207,352	(1,731,660,812)	-	81,913,354,592
2212	81,913,354,592	3,178,238,158	(1,816,280,288)	-	83,275,312,462
2213	83,275,312,462	3,231,082,124	(6,306,425,667)	-	80,199,968,919
2214	80,199,968,919	3,111,758,794	(1,933,352,113)	-	81,378,375,599
2215	81,378,375,599	3,157,480,973	(2,005,690,912)	-	82,530,165,661
2216	82,530,165,661	3,202,170,428	(3,088,700,372)	-	82,643,635,716
2217	82,643,635,716	3,206,573,066	(2,158,616,416)	-	83,691,592,366
2218	83,691,592,366	3,247,233,784	(17,773,668,861)	-	69,165,157,289
2219	69,165,157,289	2,683,608,103	(3,270,644,502)	-	68,578,120,890
2220	68,578,120,890	2,660,831,091	(3,254,028,175)	-	67,984,923,806
2221	67,984,923,806	2,637,815,044	(3,346,304,744)	-	67,276,434,106
2222	67,276,434,106	2,610,325,643	(3,469,628,612)	-	66,417,131,137
2223	66,417,131,137	2,576,984,688	(3,778,792,209)	-	65,215,323,616
2224	65,215,323,616	2,530,354,556	(3,761,038,200)	-	63,984,639,973
2225	63,984,639,973	2,482,604,031	(3,867,770,341)	-	62,599,473,662
2226	62,599,473,662	2,428,859,578	(4,010,466,022)	-	61,017,867,219
2227	61,017,867,219	2,367,493,248	(4,366,616,469)	-	59,018,743,998
2228	59,018,743,998	2,289,927,267	(4,347,705,961)	-	56,960,965,304
2229	56,960,965,304	2,210,085,454	(4,471,173,515)	-	54,699,877,243
2230	54,699,877,243	2,122,355,237	(11,699,321,686)	-	45,122,910,795
2231	45,122,910,795	1,750,768,939	(3,851,092,714)	-	43,022,587,020
2232	43,022,587,020	1,669,276,376	(4,036,338,919)	-	40,655,524,477
2233	40,655,524,477	1,577,434,350	(4,400,488,254)	-	37,832,470,573
2234	37,832,470,573	1,467,899,858	(4,298,989,892)	-	35,001,380,538
2235	35,001,380,538	1,358,053,565	(13,962,146,846)	-	22,397,287,257
2236	22,397,287,257	869,014,746	(4,958,780,258)	-	18,307,521,744
2237	18,307,521,744	710,331,844	(10,911,993,202)	-	8,105,860,385
2238	8,105,860,385	314,507,383	(4,978,574,001)	-	3,441,793,768
2239	3,441,793,768	133,541,598	(5,480,588,240)	-	(1,905,252,875)
2240	(1,905,252,875)	(73,923,812)	(6,855,267,471)	-	(8,834,444,157)
2241	(8,834,444,157)	(342,776,433)	9,177,220,591	-	0

Xcel Energy
Nuclear Decommissioning Accrual
200-Year Decommissioning Period
DECON Method

Docket No. E002/M-20-___
Schedule E.12
Page 17 of 26

Proposed

EXTERNAL FUND CALCULATION

Prairie Island Unit 1

	Beginning Balance	Assumed Interest	Decommissioning Payment	Annuity	Ending Balance
2020	$437,068,622	$8,807,181	$0	$24,632	$445,900,435
2021	445,900,435	18,219,642	-	12,399,703	476,519,779
2022	476,519,779	20,098,666	-	44,412,832	541,031,277
2023	541,031,277	22,698,479	-	44,412,832	608,142,588
2024	608,142,588	25,403,065	-	44,412,832	677,958,485
2025	677,958,485	28,216,646	-	44,412,832	750,587,963
2026	750,587,963	31,143,613	-	44,412,832	826,144,408
2027	826,144,408	34,188,538	-	44,412,832	904,745,779
2028	904,745,779	37,356,173	-	44,412,832	986,514,784
2029	986,514,784	40,651,464	-	44,412,832	1,071,579,080
2030	1,071,579,080	44,079,556	-	44,412,832	1,160,071,468
2031	1,160,071,468	47,645,799	-	44,412,832	1,252,130,099
2032	1,252,130,099	51,355,762	-	44,412,832	1,347,898,692
2033	1,347,898,692	52,466,914	(39,900,645)	29,756,597	1,390,221,559
2034	1,390,221,559	53,523,530	(122,923,789)	-	1,320,821,300
2035	1,320,821,300	50,851,620	(171,342,706)	-	1,200,330,214
2036	1,200,330,214	46,212,713	(175,316,670)	-	1,071,226,257
2037	1,071,226,257	41,242,211	(141,970,869)	-	970,497,598
2038	970,497,598	37,364,158	(89,804,897)	-	918,056,859
2039	918,056,859	35,345,189	(67,496,013)	-	885,906,035
2040	885,906,035	34,107,382	(44,142,529)	-	875,870,889
2041	875,870,889	33,721,029	(33,346,820)	-	876,245,098
2042	876,245,098	33,735,436	(17,924,460)	-	892,056,074
2043	892,056,074	34,344,159	(3,298,897)	-	923,101,336
2044	923,101,336	35,539,401	(3,412,486)	-	955,228,251
2045	955,228,251	36,776,288	(12,519,435)	-	979,485,104
2046	979,485,104	37,710,177	(9,767,008)	-	1,007,428,272
2047	1,007,428,272	38,785,988	(10,041,546)	-	1,036,172,715
2048	1,036,172,715	39,892,650	(3,774,339)	-	1,072,291,026
2049	1,072,291,026	41,283,205	(10,616,830)	-	1,102,957,401
2050	1,102,957,401	42,463,860	(14,409,596)	-	1,131,011,665
2051	1,131,011,665	43,543,949	(14,434,291)	-	1,160,121,323
2052	1,160,121,323	44,664,671	(15,293,912)	-	1,189,492,081
2053	1,189,492,081	45,795,445	(4,260,650)	-	1,231,026,876
2054	1,231,026,876	47,394,535	(4,376,473)	-	1,274,044,938
2055	1,274,044,938	49,050,730	(16,620,838)	-	1,306,474,829
2056	1,306,474,829	50,299,281	(12,991,276)	-	1,343,782,835
2057	1,343,782,835	51,735,639	(13,321,361)	-	1,382,197,113
2058	1,382,197,113	53,214,589	(4,882,272)	-	1,430,529,430
2059	1,430,529,430	55,075,383	(13,618,873)	-	1,471,985,940
2060	1,471,985,940	56,671,459	(14,580,762)	-	1,514,076,637

Xcel Energy
Nuclear Decommissioning Accrual
200-Year Decommissioning Period
DECON Method

Docket No. E002/M-20-___
Schedule E.12
Page 18 of 26

Proposed

EXTERNAL FUND CALCULATION

2061	1,514,076,637	58,291,951	(14,955,385)	-	1,557,413,203
2062	1,557,413,203	59,960,408	(5,463,818)	-	1,611,909,793
2063	1,611,909,793	62,058,527	(36,319,822)	-	1,637,648,498
2064	1,637,648,498	63,049,467	(26,355,381)	-	1,674,342,583
2065	1,674,342,583	64,462,189	(16,813,761)	-	1,721,991,011
2066	1,721,991,011	66,296,654	(6,132,573)	-	1,782,155,092
2067	1,782,155,092	68,612,971	(6,314,924)	-	1,844,453,139
2068	1,844,453,139	71,011,446	(30,311,651)	-	1,885,152,934
2069	1,885,152,934	72,578,388	(25,041,086)	-	1,932,690,235
2070	1,932,690,235	74,408,574	(6,901,958)	-	2,000,196,852
2071	2,000,196,852	77,007,579	(7,111,749)	-	2,070,092,681
2072	2,070,092,681	79,698,568	(40,114,477)	-	2,109,676,773
2073	2,109,676,773	81,222,556	(7,554,224)	-	2,183,345,105
2074	2,183,345,105	84,058,787	(7,787,417)	-	2,259,616,475
2075	2,259,616,475	86,995,234	(49,814,607)	-	2,296,797,103
2076	2,296,797,103	88,426,688	(8,370,242)	-	2,376,853,549
2077	2,376,853,549	91,508,862	(8,538,208)	-	2,459,824,202
2078	2,459,824,202	94,703,232	(48,825,568)	-	2,505,701,865
2079	2,505,701,865	96,469,522	(9,084,684)	-	2,593,086,704
2080	2,593,086,704	99,833,838	(9,477,016)	-	2,683,443,525
2081	2,683,443,525	103,312,576	(9,671,174)	-	2,777,084,928
2082	2,777,084,928	106,917,770	(53,166,613)	-	2,830,836,085
2083	2,830,836,085	108,987,189	(10,300,543)	-	2,929,522,731
2084	2,929,522,731	112,786,625	(10,751,594)	-	3,031,557,761
2085	3,031,557,761	116,714,974	(10,975,979)	-	3,137,296,756
2086	3,137,296,756	120,785,925	(11,332,081)	-	3,246,750,601
2087	3,246,750,601	124,999,898	(11,700,994)	-	3,360,049,505
2088	3,360,049,505	129,361,906	(352,881,169)	-	3,136,530,242
2089	3,136,530,242	120,756,414	(12,479,247)	-	3,244,807,410
2090	3,244,807,410	124,925,085	(12,889,528)	-	3,356,842,967
2091	3,356,842,967	129,238,454	(13,314,649)	-	3,472,766,772
2092	3,472,766,772	133,701,521	(13,911,529)	-	3,592,556,763
2093	3,592,556,763	138,313,435	(14,211,507)	-	3,716,658,692
2094	3,716,658,692	143,091,360	(14,684,440)	-	3,845,065,611
2095	3,845,065,611	148,035,026	(55,521,905)	-	3,937,578,733
2096	3,937,578,733	151,596,781	(43,596,891)	-	4,045,578,623
2097	4,045,578,623	155,754,777	(44,807,876)	-	4,156,525,524
2098	4,156,525,524	160,026,233	(16,753,450)	-	4,299,798,307
2099	4,299,798,307	165,542,235	(47,731,200)	-	4,417,609,343
2100	4,417,609,343	170,077,960	(64,949,099)	-	4,522,738,203
2101	4,522,738,203	174,125,421	(67,028,133)	-	4,629,835,492
2102	4,629,835,492	178,248,666	(69,176,905)	-	4,738,907,253
2103	4,738,907,253	182,447,929	(19,790,534)	-	4,901,564,649
2104	4,901,564,649	188,710,239	(20,701,202)	-	5,069,573,686
2105	5,069,573,686	195,178,587	(76,066,033)	-	5,188,686,239
2106	5,188,686,239	199,764,420	(59,642,826)	-	5,328,807,833
2107	5,328,807,833	205,159,102	(61,583,707)	-	5,472,383,228
2108	5,472,383,228	210,686,754	(23,690,752)	-	5,659,379,230

Xcel Energy
Nuclear Decommissioning Accrual
200-Year Decommissioning Period
DECON Method

Docket No. E002/M-20-___
Schedule E.12
Page 19 of 26

Proposed

EXTERNAL FUND CALCULATION

External Levelized	2109	5,659,379,230	217,886,100	(65,666,217)	-	5,811,599,114
	2110	5,811,599,114	223,746,566	(67,812,566)	-	5,967,533,114
	2111	5,967,533,114	229,750,025	(70,032,172)	-	6,127,250,967
	2112	6,127,250,967	235,899,162	(27,139,719)	-	6,336,010,411
	2113	6,336,010,411	243,936,401	(168,584,203)	-	6,411,362,609
	2114	6,411,362,609	246,837,460	(125,588,918)	-	6,532,611,152
	2115	6,532,611,152	251,505,529	(97,452,280)	-	6,686,664,401
	2116	6,686,664,401	257,436,579	(31,119,433)	-	6,912,981,547
	2117	6,912,981,547	266,149,790	(31,838,209)	-	7,147,293,128
	2118	7,147,293,128	275,170,785	(142,751,689)	-	7,279,712,224
	2119	7,279,712,224	280,268,921	(119,085,462)	-	7,440,895,683
	2120	7,440,895,683	286,474,484	(35,712,738)	-	7,691,657,429
	2121	7,691,657,429	296,128,811	(36,544,556)	-	7,951,241,684
	2122	7,951,241,684	306,122,805	(193,494,680)	-	8,063,869,808
	2123	8,063,869,808	310,458,988	(39,163,662)	-	8,335,165,134
	2124	8,335,165,134	320,903,858	(41,015,217)	-	8,615,053,774
	2125	8,615,053,774	331,679,570	(213,117,617)	-	8,733,615,728
	2126	8,733,615,728	336,244,206	(43,462,769)	-	9,026,397,165
	2127	9,026,397,165	347,516,291	(45,001,992)	-	9,328,911,464
	2128	9,328,911,464	359,163,091	(235,348,539)	-	9,452,726,016
	2129	9,452,726,016	363,929,952	(48,251,836)	-	9,768,404,131
	2130	9,768,404,131	376,083,559	(49,966,646)	-	10,094,521,044
	2131	10,094,521,044	388,639,060	(51,744,322)	-	10,431,415,782
	2132	10,431,415,782	401,609,508	(267,958,531)	-	10,565,066,759
	2133	10,565,066,759	406,755,070	(55,497,745)	-	10,916,324,084
	2134	10,916,324,084	420,278,477	(57,478,402)	-	11,279,124,159
	2135	11,279,124,159	434,246,280	(59,531,867)	-	11,653,838,573
	2136	11,653,838,573	448,672,785	(62,374,450)	-	12,040,136,908
	2137	12,040,136,908	463,545,271	(63,867,759)	-	12,439,814,420
	2138	12,439,814,420	478,932,855	(1,619,934,496)	-	11,298,812,779
	2139	11,298,812,779	435,004,292	(68,528,292)	-	11,665,288,778
	2140	11,665,288,778	449,113,618	(71,808,993)	-	12,042,593,403
	2141	12,042,593,403	463,639,846	(73,537,858)	-	12,432,695,391
	2142	12,432,695,391	478,658,773	(76,181,819)	-	12,835,172,344
	2143	12,835,172,344	494,154,135	(78,923,046)	-	13,250,403,433
	2144	13,250,403,433	510,140,532	(82,710,122)	-	13,677,833,843
	2145	13,677,833,843	526,596,603	(279,365,669)	-	13,925,064,777
	2146	13,925,064,777	536,114,994	(221,800,138)	-	14,239,379,633
	2147	14,239,379,633	548,216,116	(229,376,110)	-	14,558,219,639
	2148	14,558,219,639	560,491,456	(95,308,029)	-	15,023,403,066
	2149	15,023,403,066	578,401,018	(245,337,404)	-	15,356,466,681
	2150	15,356,466,681	591,223,967	(330,033,563)	-	15,617,657,084
	2151	15,617,657,084	601,279,798	(341,253,483)	-	15,877,683,399
	2152	15,877,683,399	611,290,811	(354,118,484)	-	16,134,855,726
	2153	16,134,855,726	621,191,945	(112,553,549)	-	16,643,494,122
	2154	16,643,494,122	640,774,524	(116,636,018)	-	17,167,632,628
	2155	17,167,632,628	660,953,856	(453,999,461)	-	17,374,587,024
	2156	17,374,587,024	668,921,600	(312,215,936)	-	17,731,292,688

Xcel Energy
Nuclear Decommissioning Accrual
200-Year Decommissioning Period
DECON Method

Docket No. E002/M-20-___
Schedule E.12
Page 20 of 26

Proposed

EXTERNAL FUND CALCULATION

2157	17,731,292,688	682,654,768	(321,488,093)	-	18,092,459,364
2158	18,092,459,364	696,559,686	(134,530,600)	-	18,654,488,449
2159	18,654,488,449	718,197,805	(344,069,468)	-	19,028,616,787
2160	19,028,616,787	732,601,746	(357,625,941)	-	19,403,592,591
2161	19,403,592,591	747,038,315	(368,279,706)	-	19,782,351,200
2162	19,782,351,200	761,620,521	(155,221,615)	-	20,388,750,106
2163	20,388,750,106	784,966,879	(860,953,811)	-	20,312,763,175
2164	20,312,763,175	782,041,382	(650,992,499)	-	20,443,812,058
2165	20,443,812,058	787,086,764	(422,075,262)	-	20,808,823,559
2166	20,808,823,559	801,139,707	(179,149,446)	-	21,430,813,821
2167	21,430,813,821	825,086,332	(185,695,142)	-	22,070,205,011
2168	22,070,205,011	849,702,893	(745,034,452)	-	22,174,873,452
2169	22,174,873,452	853,732,628	(626,153,406)	-	22,402,452,674
2170	22,402,452,674	862,494,428	(206,823,862)	-	23,058,123,240
2171	23,058,123,240	887,737,745	(214,395,121)	-	23,731,465,863
2172	23,731,465,863	913,661,436	(1,010,119,041)	-	23,635,008,258
2173	23,635,008,258	909,947,818	(230,390,300)	-	24,314,565,777
2174	24,314,565,777	936,110,782	(238,835,623)	-	25,011,840,936
2175	25,011,840,936	962,955,876	(1,115,191,107)	-	24,859,605,705
2176	24,859,605,705	957,094,820	(259,613,730)	-	25,557,086,795
2177	25,557,086,795	983,947,842	(266,098,471)	-	26,274,936,166
2178	26,274,936,166	1,011,585,042	(1,234,613,741)	-	26,051,907,467
2179	26,051,907,467	1,002,998,437	(286,002,157)	-	26,768,903,748
2180	26,768,903,748	1,030,602,794	(299,898,516)	-	27,499,608,026
2181	27,499,608,026	1,058,734,909	(307,411,637)	-	28,250,931,299
2182	28,250,931,299	1,087,660,855	(1,414,511,813)	-	27,924,080,341
2183	27,924,080,341	1,075,077,093	(330,441,505)	-	28,668,715,928
2184	28,668,715,928	1,103,745,563	(346,509,982)	-	29,425,951,510
2185	29,425,951,510	1,132,899,133	(355,215,042)	-	30,203,635,601
2186	30,203,635,601	1,162,839,971	(368,296,726)	-	30,998,178,845
2187	30,998,178,845	1,193,429,886	(381,864,954)	-	31,809,743,777
2188	31,809,743,777	1,224,675,135	(8,441,230,755)	-	24,593,188,157
2189	24,593,188,157	946,837,744	(410,534,211)	-	25,129,491,690
2190	25,129,491,690	967,485,430	(425,673,604)	-	25,671,303,516
2191	25,671,303,516	988,345,185	(441,376,437)	-	26,218,272,264
2192	26,218,272,264	1,009,403,482	(462,869,306)	-	26,764,806,441
2193	26,764,806,441	1,030,445,048	(539,592,893)	-	27,255,658,596
2194	27,255,658,596	1,049,342,856	(660,256,157)	-	27,644,745,295
2195	27,644,745,295	1,064,322,694	(1,943,629,715)	-	26,765,438,274
2196	26,765,438,274	1,030,469,374	(1,453,237,453)	-	26,342,670,195
2197	26,342,670,195	1,014,192,802	(1,386,722,044)	-	25,970,140,953
2198	25,970,140,953	999,850,427	(838,535,393)	-	26,131,455,987
2199	26,131,455,987	1,006,061,055	(1,486,852,317)	-	25,650,664,725
2200	25,650,664,725	987,550,592	(1,900,522,353)	-	24,737,692,965
2201	24,737,692,965	952,401,179	(2,095,624,284)	-	23,594,469,859
2202	23,594,469,859	908,387,090	(2,169,643,287)	-	22,333,213,662
2203	22,333,213,662	859,828,726	(819,210,334)	-	22,373,832,054
2204	22,373,832,054	861,392,534	(904,458,872)	-	22,330,765,715

Xcel Energy
Nuclear Decommissioning Accrual
200-Year Decommissioning Period
DECON Method

Docket No. E002/M-20-___
Schedule E.12
Page 21 of 26

Proposed

EXTERNAL FUND CALCULATION

2205	22,330,765,715	859,734,480	(2,359,220,264)	-	20,831,279,931
2206	20,831,279,931	802,004,277	(1,899,030,751)	-	19,734,253,458
2207	19,734,253,458	759,768,758	(2,019,060,241)	-	18,474,961,975
2208	18,474,961,975	711,286,036	(1,044,164,448)	-	18,142,083,563
2209	18,142,083,563	698,470,217	(2,109,635,585)	-	16,730,918,196
2210	16,730,918,196	644,140,351	(2,242,955,630)	-	15,132,102,917
2211	15,132,102,917	582,585,962	(2,323,067,139)	-	13,391,621,740
2212	13,391,621,740	515,577,437	(1,205,701,024)	-	12,701,498,153
2213	12,701,498,153	489,007,679	(4,998,775,694)	-	8,191,730,138
2214	8,191,730,138	315,381,610	(3,878,358,483)	-	4,628,753,265
2215	4,628,753,265	178,207,001	(2,673,687,091)	-	2,133,273,175
2216	2,133,273,175	82,131,017	(1,392,505,507)	-	822,898,685
2217	822,898,685	31,681,599	(2,701,156,647)	-	(1,846,576,362)
2218	(1,846,576,362)	(71,093,190)	1,917,669,552	-	(0)

Xcel Energy
Nuclear Decommissioning Accrual
200-Year Decommissioning Period
DECON Method

Docket No. E002/M-20-___
Schedule E.12
Page 22 of 26

Proposed

EXTERNAL FUND CALCULATION

Prairie Island Unit 2

	Beginning Balance	Assumed Interest	Decommissioning Payment	Annuity	Ending Balance
2020	$487,163,479	$9,746,216	$0	$294,670	$497,204,366
2021	497,204,366	20,018,407	-	6,511,608	523,734,381
2022	523,734,381	21,702,797	-	37,671,093	583,108,271
2023	583,108,271	24,077,753	-	37,671,093	644,857,117
2024	644,857,117	26,547,707	-	37,671,093	709,075,916
2025	709,075,916	29,116,459	-	37,671,093	775,863,468
2026	775,863,468	31,787,961	-	37,671,093	845,322,521
2027	845,322,521	34,566,323	-	37,671,093	917,559,937
2028	917,559,937	37,455,819	-	37,671,093	992,686,849
2029	992,686,849	40,460,896	-	37,671,093	1,070,818,838
2030	1,070,818,838	43,586,175	-	37,671,093	1,152,076,106
2031	1,152,076,106	46,836,466	-	37,671,093	1,236,583,665
2032	1,236,583,665	50,216,768	-	37,671,093	1,324,471,527
2033	1,324,471,527	53,732,283	-	37,671,093	1,415,874,903
2034	1,415,874,903	54,969,923	(16,324,075)	31,267,007	1,485,787,757
2035	1,485,787,757	57,054,250	(104,939,456)	-	1,437,902,551
2036	1,437,902,551	55,215,458	(173,127,494)	-	1,319,990,515
2037	1,319,990,515	50,687,636	(210,891,850)	-	1,159,786,301
2038	1,159,786,301	44,535,794	(237,964,089)	-	966,358,006
2039	966,358,006	37,108,147	(77,052,824)	-	926,413,330
2040	926,413,330	35,574,272	(56,450,184)	-	905,537,418
2041	905,537,418	34,772,637	(53,750,522)	-	886,559,533
2042	886,559,533	34,043,886	(24,555,222)	-	896,048,196
2043	896,048,196	34,408,251	(3,279,265)	-	927,177,182
2044	927,177,182	35,603,604	(3,392,181)	-	959,388,604
2045	959,388,604	36,840,522	(12,498,433)	-	983,730,694
2046	983,730,694	37,775,259	(9,745,285)	-	1,011,760,667
2047	1,011,760,667	38,851,610	(10,019,075)	-	1,040,593,202
2048	1,040,593,202	39,958,779	(3,751,095)	-	1,076,800,886
2049	1,076,800,886	41,349,154	(10,592,785)	-	1,107,557,254
2050	1,107,557,254	42,530,199	(14,384,723)	-	1,135,702,730
2051	1,135,702,730	43,610,985	(14,408,561)	-	1,164,905,154
2052	1,164,905,154	44,732,358	(15,267,293)	-	1,194,370,219
2053	1,194,370,219	45,863,816	(4,233,111)	-	1,236,000,924
2054	1,236,000,924	47,462,435	(4,347,982)	-	1,279,115,377
2055	1,279,115,377	49,118,030	(16,591,361)	-	1,311,642,047
2056	1,311,642,047	50,367,055	(12,960,777)	-	1,349,048,324
2057	1,349,048,324	51,803,456	(13,289,806)	-	1,387,561,973
2058	1,387,561,973	53,282,380	(4,849,622)	-	1,435,994,731
2059	1,435,994,731	55,142,198	(13,585,090)	-	1,477,551,839
2060	1,477,551,839	56,737,991	(14,545,805)	-	1,519,744,025

Xcel Energy
Nuclear Decommissioning Accrual
200-Year Decommissioning Period
DECON Method

Docket No. E002/M-20-___
Schedule E.12
Page 23 of 26

Proposed

EXTERNAL FUND CALCULATION

2061	1,519,744,025	58,358,171	(14,919,213)	-	1,563,182,983
2062	1,563,182,983	60,026,227	(5,426,387)	-	1,617,782,822
2063	1,617,782,822	62,122,860	(36,281,088)	-	1,643,624,595
2064	1,643,624,595	63,115,184	(26,315,298)	-	1,680,424,481
2065	1,680,424,481	64,528,300	(16,772,279)	-	1,728,180,502
2066	1,728,180,502	66,362,131	(6,089,644)	-	1,788,452,989
2067	1,788,452,989	68,676,595	(6,270,496)	-	1,850,859,089
2068	1,850,859,089	71,072,989	(30,265,670)	-	1,891,666,407
2069	1,891,666,407	72,639,990	(24,993,497)	-	1,939,312,900
2070	1,939,312,900	74,469,615	(6,852,703)	-	2,006,929,813
2071	2,006,929,813	77,066,105	(7,060,770)	-	2,076,935,148
2072	2,076,935,148	79,754,310	(40,061,710)	-	2,116,627,747
2073	2,116,627,747	81,278,505	(7,499,607)	-	2,190,406,646
2074	2,190,406,646	84,111,615	(7,730,882)	-	2,266,787,379
2075	2,266,787,379	87,044,635	(49,756,087)	-	2,304,075,928
2076	2,304,075,928	88,476,516	(8,309,666)	-	2,384,242,778
2077	2,384,242,778	91,554,923	(8,475,501)	-	2,467,322,199
2078	2,467,322,199	94,745,172	(48,760,655)	-	2,513,306,717
2079	2,513,306,717	96,510,978	(9,017,484)	-	2,600,800,211
2080	2,600,800,211	99,870,728	(9,407,448)	-	2,691,263,491
2081	2,691,263,491	103,344,518	(9,599,152)	-	2,785,008,857
2082	2,785,008,857	106,944,340	(53,092,050)	-	2,838,861,146
2083	2,838,861,146	109,012,268	(10,223,348)	-	2,937,650,067
2084	2,937,650,067	112,805,763	(10,671,672)	-	3,039,784,158
2085	3,039,784,158	116,727,712	(10,893,231)	-	3,145,618,639
2086	3,145,618,639	120,791,756	(11,246,405)	-	3,255,163,990
2087	3,255,163,990	124,998,297	(11,612,285)	-	3,368,550,002
2088	3,368,550,002	129,352,320	(352,789,317)	-	3,145,113,004
2089	3,145,113,004	120,772,339	(12,384,140)	-	3,253,501,204
2090	3,253,501,204	124,934,446	(12,791,048)	-	3,365,644,602
2091	3,365,644,602	129,240,753	(13,212,674)	-	3,481,672,680
2092	3,481,672,680	133,696,231	(13,805,934)	-	3,601,562,978
2093	3,601,562,978	138,300,018	(14,102,159)	-	3,725,760,837
2094	3,725,760,837	143,069,216	(14,571,205)	-	3,854,258,848
2095	3,854,258,848	148,003,540	(55,404,641)	-	3,946,857,747
2096	3,946,857,747	151,559,338	(43,475,453)	-	4,054,941,632
2097	4,054,941,632	155,709,759	(44,682,113)	-	4,165,969,278
2098	4,165,969,278	159,973,220	(16,623,205)	-	4,309,319,293
2099	4,309,319,293	165,477,861	(47,596,310)	-	4,427,200,844
2100	4,427,200,844	170,004,512	(64,809,397)	-	4,532,395,959
2101	4,532,395,959	174,044,005	(66,883,444)	-	4,639,556,520
2102	4,639,556,520	178,158,970	(69,027,048)	-	4,748,688,442
2103	4,748,688,442	182,349,636	(19,635,321)	-	4,911,402,757
2104	4,911,402,757	188,597,866	(20,540,440)	-	5,079,460,183
2105	5,079,460,183	195,051,271	(75,899,520)	-	5,198,611,934
2106	5,198,611,934	199,626,698	(59,470,352)	-	5,338,768,280
2107	5,338,768,280	205,008,702	(61,405,055)	-	5,482,371,927
2108	5,482,371,927	210,523,082	(23,505,698)	-	5,669,389,311

Xcel Energy
Nuclear Decommissioning Accrual
200-Year Decommissioning Period
DECON Method

Docket No. E002/M-20-___
Schedule E.12
Page 24 of 26

Proposed

EXTERNAL FUND CALCULATION

External Levelized	2109	5,669,389,311	217,704,550	(65,474,528)	-	5,821,619,333
	2110	5,821,619,333	223,550,182	(67,614,000)	-	5,977,555,516
	2111	5,977,555,516	229,538,132	(69,826,480)	-	6,137,267,168
	2112	6,137,267,168	235,671,059	(26,926,640)	-	6,346,011,587
	2113	6,346,011,587	243,686,845	(168,363,469)	-	6,421,334,963
	2114	6,421,334,963	246,579,263	(125,360,249)	-	6,542,553,977
	2115	6,542,553,977	251,234,073	(97,215,387)	-	6,696,572,663
	2116	6,696,572,663	257,148,390	(30,874,016)	-	6,922,847,037
	2117	6,922,847,037	265,837,326	(31,583,956)	-	7,157,100,407
	2118	7,157,100,407	274,832,656	(142,488,278)	-	7,289,444,785
	2119	7,289,444,785	279,914,680	(118,812,559)	-	7,450,546,905
	2120	7,450,546,905	286,101,001	(35,429,996)	-	7,701,217,911
	2121	7,701,217,911	295,726,768	(36,251,615)	-	7,960,693,063
	2122	7,960,693,063	305,690,614	(193,191,167)	-	8,073,192,510
	2123	8,073,192,510	310,010,592	(38,849,190)	-	8,344,353,912
	2124	8,344,353,912	320,423,190	(40,689,386)	-	8,624,087,716
	2125	8,624,087,716	331,164,968	(212,780,010)	-	8,742,472,674
	2126	8,742,472,674	335,710,951	(43,112,956)	-	9,035,070,668
	2127	9,035,070,668	346,946,714	(44,639,527)	-	9,337,377,855
	2128	9,337,377,855	358,555,310	(234,972,957)	-	9,460,960,208
	2129	9,460,960,208	363,300,872	(47,862,655)	-	9,776,398,424
	2130	9,776,398,424	375,413,699	(49,563,369)	-	10,102,248,755
	2131	10,102,248,755	387,926,352	(51,326,432)	-	10,438,848,675
	2132	10,438,848,675	400,851,789	(267,525,492)	-	10,572,174,972
	2133	10,572,174,972	405,971,519	(55,049,000)	-	10,923,097,491
	2134	10,923,097,491	419,446,944	(57,013,375)	-	11,285,531,060
	2135	11,285,531,060	433,364,393	(59,049,960)	-	11,659,845,492
	2136	11,659,845,492	447,738,067	(61,875,044)	-	12,045,708,515
	2137	12,045,708,515	462,555,207	(63,350,210)	-	12,444,913,512
	2138	12,444,913,512	477,884,679	(1,619,398,138)	-	11,303,400,053
	2139	11,303,400,053	434,050,562	(67,972,432)	-	11,669,478,183
	2140	11,669,478,183	448,107,962	(71,232,915)	-	12,046,353,230
	2141	12,046,353,230	462,579,964	(72,940,818)	-	12,435,992,376
	2142	12,435,992,376	477,542,107	(75,563,045)	-	12,837,971,438
	2143	12,837,971,438	492,978,103	(78,281,739)	-	13,252,667,803
	2144	13,252,667,803	508,902,444	(82,045,451)	-	13,679,524,795
	2145	13,679,524,795	525,293,752	(278,676,774)	-	13,926,141,773
	2146	13,926,141,773	534,763,844	(221,086,127)	-	14,239,819,490
	2147	14,239,819,490	546,809,068	(228,636,058)	-	14,557,992,501
	2148	14,557,992,501	559,026,912	(94,540,975)	-	15,022,478,438
	2149	15,022,478,438	576,863,172	(244,542,352)	-	15,354,799,258
	2150	15,354,799,258	589,624,292	(329,209,482)	-	15,615,214,068
	2151	15,615,214,068	599,624,220	(340,399,302)	-	15,874,438,986
	2152	15,874,438,986	609,578,457	(353,233,090)	-	16,130,784,353
	2153	16,130,784,353	619,422,119	(111,635,792)	-	16,638,570,680
	2154	16,638,570,680	638,921,114	(115,684,703)	-	17,161,807,092
	2155	17,161,807,092	659,013,392	(453,013,348)	-	17,367,807,136
	2156	17,367,807,136	666,923,794	(311,193,741)	-	17,723,537,190

Xcel Energy
Nuclear Decommissioning Accrual
200-Year Decommissioning Period
DECON Method

Docket No. E002/M-20-___
Schedule E.12
Page 25 of 26

Proposed

EXTERNAL FUND CALCULATION

2157	17,723,537,190	680,583,828	(320,428,481)	-	18,083,692,537
2158	18,083,692,537	694,413,793	(133,432,189)	-	18,644,674,140
2159	18,644,674,140	715,955,487	(342,930,824)	-	19,017,698,803
2160	19,017,698,803	730,279,634	(356,445,577)	-	19,391,532,861
2161	19,391,532,861	744,634,862	(367,056,078)	-	19,769,111,644
2162	19,769,111,644	759,133,887	(153,953,122)	-	20,374,292,409
2163	20,374,292,409	782,372,828	(859,638,794)	-	20,297,026,443
2164	20,297,026,443	779,405,815	(649,629,237)	-	20,426,803,022
2165	20,426,803,022	784,389,236	(420,661,968)	-	20,790,530,290
2166	20,790,530,290	798,356,363	(177,684,266)	-	21,411,202,387
2167	21,411,202,387	822,190,172	(184,176,156)	-	22,049,216,402
2168	22,049,216,402	846,689,910	(743,459,668)	-	22,152,446,645
2169	22,152,446,645	850,653,951	(624,520,755)	-	22,378,579,841
2170	22,378,579,841	859,337,466	(205,131,199)	-	23,032,786,108
2171	23,032,786,108	884,458,987	(212,640,223)	-	23,704,604,872
2172	23,704,604,872	910,256,827	(1,008,299,599)	-	23,606,562,101
2173	23,606,562,101	906,491,985	(228,503,922)	-	24,284,550,164
2174	24,284,550,164	932,526,726	(236,879,825)	-	24,980,197,065
2175	24,980,197,065	959,239,567	(1,113,163,314)	-	24,826,273,319
2176	24,826,273,319	953,328,895	(257,511,271)	-	25,522,090,943
2177	25,522,090,943	980,048,292	(263,918,574)	-	26,238,220,662
2178	26,238,220,662	1,007,547,673	(1,232,353,532)	-	26,013,414,803
2179	26,013,414,803	998,915,128	(283,658,653)	-	26,728,671,278
2180	26,728,671,278	1,026,380,977	(297,468,625)	-	27,457,583,630
2181	27,457,583,630	1,054,371,211	(304,892,150)	-	28,207,062,692
2182	28,207,062,692	1,083,151,207	(1,411,899,401)	-	27,878,314,498
2183	27,878,314,498	1,070,527,277	(327,732,716)	-	28,621,109,059
2184	28,621,109,059	1,099,050,588	(343,701,232)	-	29,376,458,415
2185	29,376,458,415	1,128,056,003	(352,302,618)	-	30,152,211,800
2186	30,152,211,800	1,157,844,933	(365,276,772)	-	30,944,779,961
2187	30,944,779,961	1,188,279,550	(378,733,471)	-	31,754,326,040
2188	31,754,326,040	1,219,366,120	(8,437,983,596)	-	24,535,708,565
2189	24,535,708,565	942,171,209	(407,167,072)	-	25,070,712,701
2190	25,070,712,701	962,715,368	(422,182,022)	-	25,611,246,047
2191	25,611,246,047	983,471,848	(437,755,781)	-	26,156,962,114
2192	26,156,962,114	1,004,427,345	(459,114,771)	-	26,702,274,689
2193	26,702,274,689	1,025,367,348	(535,699,496)	-	27,191,942,541
2194	27,191,942,541	1,044,170,594	(656,218,728)	-	27,579,894,407
2195	27,579,894,407	1,059,067,945	(1,939,442,890)	-	26,699,519,462
2196	26,699,519,462	1,025,261,547	(1,448,895,668)	-	26,275,885,341
2197	26,275,885,341	1,008,993,997	(1,382,219,528)	-	25,902,659,810
2198	25,902,659,810	994,662,137	(833,866,156)	-	26,063,455,790
2199	26,063,455,790	1,000,836,702	(1,482,010,148)	-	25,582,282,344
2200	25,582,282,344	982,359,642	(1,895,500,807)	-	24,669,141,179
2201	24,669,141,179	947,295,021	(2,090,416,675)	-	23,526,019,526
2202	23,526,019,526	903,399,150	(2,164,242,678)	-	22,265,175,997
2203	22,265,175,997	854,982,758	(813,609,528)	-	22,306,549,227
2204	22,306,549,227	856,571,490	(898,650,405)	-	22,264,470,312

Xcel Energy
Nuclear Decommissioning Accrual
200-Year Decommissioning Period
DECON Method

Docket No. E002/M-20-___
Schedule E.12
Page 26 of 26

Proposed

EXTERNAL FUND CALCULATION

2205	22,264,470,312	854,955,660	(2,353,196,390)	-	20,766,229,582
2206	20,766,229,582	797,423,216	(1,892,783,435)	-	19,670,869,363
2207	19,670,869,363	755,361,384	(2,012,581,147)	-	18,413,649,600
2208	18,413,649,600	707,084,145	(1,037,444,927)	-	18,083,288,817
2209	18,083,288,817	694,398,291	(2,102,666,665)	-	16,675,020,443
2210	16,675,020,443	640,320,785	(2,235,728,002)	-	15,079,613,225
2211	15,079,613,225	579,057,148	(2,315,571,146)	-	13,343,099,227
2212	13,343,099,227	512,375,010	(1,197,926,647)	-	12,657,547,591
2213	12,657,547,591	486,049,827	(4,990,712,537)	-	8,152,884,881
2214	8,152,884,881	313,070,779	(3,869,995,763)	-	4,595,959,897
2215	4,595,959,897	176,484,860	(2,665,013,618)	-	2,107,431,139
2216	2,107,431,139	80,925,356	(1,383,509,673)	-	804,846,822
2217	804,846,822	30,906,118	(2,691,826,408)	-	(1,856,073,468)
2218	(1,856,073,468)	(71,273,221)	1,927,346,689	-	(0)

Xcel Energy
Nuclear Decommissioning Customer Rate Impact

Docket No. E002/M-20-___
Schedule F
Page 1 of 2

2022 Accrual Amounts

Current Accrual	27,418,421
42-Year Scenario (DECON)	25,180,796
60-Year Scenario (DECON)	31,368,901
100-Year Scenario (DECON)	107,102,909
200-Year Scenario (DECON)	181,041,337
42-Year Scenario Monticello 10 yr License Extension (DECON)	17,079,949
60-Year Scenario Monticello 10 yr License Extension (DECON)	21,221,819
100-Year Scenario Monticello 10 yr License Extension (DECON)	80,155,734
200-Year Scenario Monticello 10 yr License Extension (DECON)	135,222,169
42-Year Scenario (SAFSTOR)	60,268,424
60-Year Scenario (SAFSTOR)	63,802,472
100-Year Scenario (SAFSTOR)	147,160,819
200-Year Scenario (SAFSTOR)	234,946,875

Analysis by Customer Class		**Residential**	**C&I Non-Demand**	**C&I Demand**	**Lighting**	**Total**
Stratification[1]						
Capacity Component (D10S)	19.0%	38.55%	3.41%	58.04%	0.00%	100.00%
Energy Component (E8760)	81.0%	29.93%	3.16%	66.57%	0.34%	100.00%
Combined		**31.57%**	**3.21%**	**64.95%**	**0.28%**	**100.00%**
Combined Allocation to Class						
Current Accrual		8,655,392	879,446	17,808,073	75,510	27,418,421
42-Year Scenario (DECON)		7,949,023	807,674	16,354,751	69,348	25,180,796
60-Year Scenario (DECON)		9,902,472	1,006,158	20,373,882	86,390	31,368,901
100-Year Scenario (DECON)		33,810,032	3,435,326	69,562,589	294,961	107,102,909
200-Year Scenario (DECON)		57,150,767	5,806,901	117,585,081	498,588	181,041,337
42-Year Scenario Monticello 10 yr License Extension (DECON)		5,391,764	547,839	11,093,307	47,038	17,079,949
60-Year Scenario Monticello 10 yr License Extension (DECON)		6,699,261	680,690	13,783,423	58,445	21,221,819
100-Year Scenario Monticello 10 yr License Extension (DECON)		25,303,402	2,570,995	52,060,588	220,749	80,155,734
200-Year Scenario Monticello 10 yr License Extension (DECON)		42,686,664	4,337,251	87,825,852	372,402	135,222,169
42-Year Scenario (SAFSTOR)		19,025,416	1,933,110	39,143,920	165,979	60,268,424
60-Year Scenario (SAFSTOR)		20,141,037	2,046,464	41,439,259	175,712	63,802,472
100-Year Scenario (SAFSTOR)		46,455,433	4,720,183	95,579,922	405,281	147,160,819
200-Year Scenario (SAFSTOR)		74,167,560	7,535,921	152,596,351	647,044	234,946,875
Class MWh Sales[2]		**8,450,856**	**846,130**	**19,350,754**	**122,675**	**28,770,415**

Xcel Energy
Nuclear Decommissioning Customer Rate Impact

Docket No. E002/M-20-___
Schedule F
Page 2 of 2

Average Class Amount per kWh					
Current Accrual	0.001024	0.001039	0.000920	0.000616	
42-Year Scenario (DECON)	0.000941	0.000955	0.000845	0.000565	
60-Year Scenario (DECON)	0.001172	0.001189	0.001053	0.000704	
100-Year Scenario (DECON)	0.004001	0.004060	0.003595	0.002404	
200-Year Scenario (DECON)	0.006763	0.006863	0.006077	0.004064	
42-Year Scenario Monticello 10 yr License Extension (DECON)	0.000638	0.000647	0.000573	0.000383	
60-Year Scenario Monticello 10 yr License Extension (DECON)	0.000793	0.000804	0.000712	0.000476	
100-Year Scenario Monticello 10 yr License Extension (DECON)	0.002994	0.003039	0.002690	0.001799	
200-Year Scenario Monticello 10 yr License Extension (DECON)	0.005051	0.005126	0.004539	0.003036	
42-Year Scenario (SAFSTOR)	0.002251	0.002285	0.002023	0.001353	
60-Year Scenario (SAFSTOR)	0.002383	0.002419	0.002141	0.001432	
100-Year Scenario (SAFSTOR)	0.005497	0.005579	0.004939	0.003304	
200-Year Scenario (SAFSTOR)	0.008776	0.008906	0.007886	0.005274	
Average Customer Monthly kWh(2)	**601**	**814**	**33,166**	**2,328**	
Average Customer Monthly Amount					
Current Accrual	$0.61	$0.85	$30.51	$1.43	
42-Year Scenario (DECON)	$0.57	$0.78	$28.03	$1.32	
60-Year Scenario (DECON)	$0.70	$0.97	$34.92	$1.64	
100-Year Scenario (DECON)	$2.40	$3.30	$119.23	$5.60	
200-Year Scenario (DECON)	$4.06	$5.58	$201.55	$9.46	
42-Year Scenario Monticello 10 yr License Extension (DECON)	$0.38	$0.53	$19.00	$0.89	
60-Year Scenario Monticello 10 yr License Extension (DECON)	$0.48	$0.65	$23.61	$1.11	
100-Year Scenario Monticello 10 yr License Extension (DECON)	$1.80	$2.47	$89.22	$4.19	
200-Year Scenario Monticello 10 yr License Extension (DECON)	$3.03	$4.17	$150.54	$7.07	
42-Year Scenario (SAFSTOR)	$1.35	$1.86	$67.09	$3.15	
60-Year Scenario (SAFSTOR)	$1.43	$1.97	$71.01	$3.33	
100-Year Scenario (SAFSTOR)	$3.30	$4.54	$163.81	$7.69	
200-Year Scenario (SAFSTOR)	$5.27	$7.25	$261.55	$12.28	

(1) Docket No. E002/GR-19-564, Nuclear Stratification Percentages (Peppin Direct Testimony, Table 6) (Peppin Testimony, Schedule 4, Page 14)
(2) Year Ending December 31, 2020. Sales and Revenue by Rate Schedule (Huso Direct Testimony, Schedule 3, Page 1)

End-of-life nuclear fuel refers to the book recovery of unused nuclear fuel at the time of reactor shutdown. The unit of production method assures full recovery. However, the Company does not want a dramatic increase in recovery in the final period. To mitigate this possibility, the increase over usual depreciation levels was isolated and a sinking fund method was established to spread this amount over the remaining life of the nuclear units. The Company received approval from the Minnesota Public Utilities Commission to recover for end-of-life nuclear fuel.

At the end of the final period or the last cycle, each reactor unit will contain fuel that is partially burned and fuel that is fully burned. Normally, the partially burned fuel would have been recovered in future periods, but without those future periods, the unit of production method takes the remaining depreciation in the last several cycles prior to permanent shutdown causing a spike in expense rates. To eliminate this spike, the remaining recovery associated with the partially burned fuel becomes the amount to recover over the remaining life of the plant, using the sinking fund method.

Before quantifying this spike through the use of in-house plant specific core design models, fuel management strategies to minimize the amount of unburned fuel in each reactor at end of licensed life ("EOLL") were developed. As the reactors at Prairie Island and Monticello approach their EOLL, a spike in fuel expense is indicated since all useful energy in the fuel will not be recovered. By minimizing the amount of useful energy remaining in the fuel at EOLL, the spikes in fuel expense rate in the last several cycles of operation are lowered, thereby reducing the overall dollar amount to be recovered prior to permanent shutdown.

The strategy for Prairie Island Unit 1 and Unit 2 uses the ability to interchange fuel between the two reactors and the re-insertion of fuel burned from previous cycles. In this EOLL study, the last cycle of Unit 1 (Cycle 38 with an August 9, 2033 shutdown) utilizes 16 fresh assemblies. The last cycle for Unit 2 (Cycle 38 with an October 29, 2034 shutdown) utilizes 53 burned assemblies discharged from Unit 1 that contained the most useful remaining energy. Re-using these burned assemblies from Unit 1 permits more energy to be extracted from these assemblies resulting in reduced end of life expense. Moreover, it eliminates the need to purchase a large number of fresh fuel assemblies for the final cycle of Unit 2. 8 fresh assemblies are loaded in the last cycle of Unit 2 based on operational considerations. This significantly reduces the EOLL cost for the combined Prairie Island units.

The last cycle for both units used less fresh assemblies (4 less for each unit) compared to the previous EOLL study and resulted in continuing to support one less refueling outage through the end of life as identified in the previous EOLL update which reduces the fuel expense required for the life of both plants.

Monticello is on a two-year operating cycle and was uprated from its previous thermal capacity of 1,775 megawatt thermal ("MWth") to 2,004 MWth in 2014. The current operating conditions have resulted in typical cycle lengths ranging from approximately 15,200 to 15,800 megawatt days per metric ton of uranium ("MWd/MTU") and requires between 148-164 fresh fuel assemblies to be loaded into the core each new cycle. Due to operational factors associated with the two-year cycle lengths, the current EOLL study for Monticello does not utilize the reinsertion scheme employed like Prairie Island to reduce the number of fresh assemblies in the final cycle.

The multi-cycle Monticello fuel management strategy in this EOLL study loads 120 fresh assemblies into Monticello's final cycle (Cycle 35 with September 7, 2030 shutdown). Cycle 35 has a shortened cycle length requirement of about 10,470 MWd/MTU. The combination of shorter cycle length and fresh fuel loading in the last cycle results in about 100 days of gradual power coast down at the end of license life in order to minimize the fresh fuel reload costs.

Because the strategy is to manage the fuel for the entire station at Prairie Island as indicated by the plan to re-insert partially burned fuel from Unit 1 into Unit 2, only one net figure is shown for the Prairie Island Station. The result of this analysis produced the following future amounts to be recovered:

Amount to Be Recovered

Monticello	$51,267,783
Prairie Island	$33,584,742
	$84,852,525

The above amounts represent the total cost to be recovered and do not take into account the amounts already collected to date as part of historic actual monthly nuclear fuel expense rates.

This projected recovery of $84,852,525 compares to $122,875,791 in the 2014 filing. For the most part, this $38 million decrease in the amount to recover is brought about by the following factors:

- Prairie Island Unit 2 leveling of $/MWHe through optimization of the multi-cycle core fuel designs close to EOLL,
- Lower projected nuclear fuel commodity prices throughout the forecast period.

Xcel Energy
End-of-Life Nuclear Fuel Accrual
Present to Proposed Accrual Comparison
Minnesota Retail Jurisdiction
January - December 2022

Docket No. E002/M-20-___
Schedule G.1
Page 1 of 1

	Present	Proposed	Difference
EXTERNAL FUND			
Monticello	$1,033,680	$890,472	($143,208)
Prairie Island	2,129,100	89,160	(2,039,940)
TOTAL (Total Company)	$3,162,780	$979,632	($2,183,148)
Minnesota Jurisdiction Factor	72.9219%	72.9219%	72.9219%
TOTAL (Minnesota Jurisdiction)	$2,306,359	$714,366	($1,591,993)

Xcel Energy
End-of-Life Nuclear Fuel Accrual
Minnesota Retail Jurisdiction
January - December 2022

Docket No. E002/M-20-___
Schedule G.2
Page 1 of 1

Proposed Assumptions

ANNUAL ACCRUAL

Generating Plant	Sinking Fund Rate	Remaining Life 1/1/22	Amount to Recover	Amount Recovered	Annual Accrual
	(1)	(2)	(3)	(4)	(5)
Monticello	6.43%	8.75	$ 51,267,783	$41,224,987	$890,472
Prairie Island	6.43%	12.30	33,584,742	31,986,733	89,160
			$84,852,525	$73,211,720	$979,632

INPUT DATA

Tax Rate 28.74% (a)

Rate of Return - Internal

	Percent	Cost	Weight	
Short-Term	1.69	4.31	0.07	
Long-Term	45.81	4.75	2.18	
Total Debt	47.50		2.25	(c)
Preferred	0.00	0.00	0.00	
Common	52.50	9.20	4.83	
Total	100.00		7.08	(d)

After-Tax Rate 6.43% (e)

NOTES

Input Data

(e) = (d) - [(c) x (a)]

(2) = Remaining life based on E,G002/D-15-46

(3) = Final Core Analysis from 2017 filing

Annual Accrual

(5) = {[(3) - (4)] x (1)} / {[(1 + (1)) ^ (2)] -1}

Xcel Energy
End-of-Life Nuclear Fuel Accrual
Minnesota Retail Jurisdiction
January - December 2022

Docket No. E002/M-20-___
Schedule G.3
Page 1 of 1

Current Assumptions

ANNUAL ACCRUAL

Generating Plant	Sinking Fund Rate	Remaining Life 1/1/22	Amount to Recover	Amount Recovered	Annual Accrual
	(1)	(2)	(3)	(4)	(5)
Monticello	6.38%	8.75	$52,856,869	$41,224,987	$1,033,680
Prairie Island	6.38%	12.30	70,018,922	31,986,733	2,129,100
			$122,875,791	$73,211,720	$3,162,780

INPUT DATA

Tax Rate 28.11% (a)

Rate of Return - Internal

	Percent	Cost	Weight	
Short-Term	1.69	4.31	0.07	
Long-Term	45.81	4.75	2.18	
Total Debt	47.50		2.25	(c)
Preferred	0.00	0.00	0.00	
Common	52.50	9.06	4.76	
Total	100.00		7.01	(d)

After-Tax Rate 6.38% (e)

NOTES

Input Data

(e) = (d) - [(c) x (a)]
(2) = Remaining life based on E,G002/D-15-46
(3) = Final Core Analysis from 2014 filing

Annual Accrual

(5) = {[(3) - (4)] x (1)} / {[(1 + (1)) ^ (2)] -1}

This section discusses the issues surrounding premature decommissioning of nuclear generating facilities, which can be either accident or non-accident related. Presently, insurance is unavailable for non-accident related premature decommissioning such as those caused by regulatory directives. Therefore, the insurance analysis deals with accident related premature decommissioning.

The Company has insurance for accident-related premature decommissioning, covering property, liability, and replacement energy costs. In 1981, an internal sinking fund for the accrual of nuclear decommissioning costs was established. In 1990, an external fund was also created. In 2005, all internal funds were transferred to external funds. Further, in 2006 the Company established an external escrow fund. In 2016 the external escrow fund was transferred to the Qualified Trust, in accordance with the order in the 2014 Filing. Amounts have been accumulating in the Qualified Trust and would apply to all premature decommissioning expenses. The total fund accumulation as of June 30, 2020, for the Minnesota Jurisdiction is approximately $1,306 million.

Availability of Insurance

In the event of an accident-related premature decommissioning, the Company's property insurance coverage would apply to any resulting property damage and the cost of site decontamination and clean up. Insurance coverage for public liability and business interruption also would apply, if necessary. Marsh USA, a commercial nuclear insurance broker, is also the Company's insurance consultant and assists in providing the proper insurance coverage.

Property Insurance

The Company maintains property insurance in the amount of $2.65 billion per site. The insurance is currently provided by Nuclear Electric Insurance Limited (NEIL) and European Mutual Association for Nuclear Insurance (EMANI). These insurance policies cover property damage to the Company's nuclear facilities plus site decontamination clean up caused by an accident.

The primary policy provides coverage limits of $1.5 billion per site; the excess policy provides an additional $1.15 billion of insurance limits on a combined basis. There is a $5 million deductible per loss that would have to be satisfied. NEIL, a mutual insurance company owned by the insured utilities, including the Company, initiated a program in November 1981 to offer additional nuclear property insurance for each site. After receiving the approval of the Commission

in Docket No. E002/M-81-560, the Company purchased $118 million of NEIL nuclear property insurance.

Public Liability Insurance

The Price-Anderson liability provisions of the Atomic Energy Act of 1954 (Act) previously set a limit of $640 million for public liability claims that could arise from a nuclear incident. In August 1988, an extension of the Act was signed continuing the provision for another 15 years and increasing the liability limits. In August 2005, an additional 20 year extension of the Act was signed into law. The Company purchases the maximum available private insurance of $450 million to satisfy requirements under the Act. Claims above $450 million up to $13.9 billion would be satisfied by an NRC assessment against all owners of licensed nuclear generating units.

In the event of such an assessment by the NRC in response to an accident, the Company could be charged up to $137.6 million per accident for each of its three licensed nuclear reactors but limited to a maximum cash payment of $20.5 million per reactor per accident for any one year. The following is a breakdown of the coverage provided by the Act.

Price Anderson Act

Liability Coverage (Millions)		
Private Insurance	$450	
NRC Assessment	13,480	
	$13,930	Per accident
NRC Assessment (Millions)		
Per Unit Assessment	$137.6	
No. Of Nuclear Units	X 98	
Total Assessment	$13,485	

Accidental Outage Insurance

The Company purchases insurance to offset the potential additional outage-related expenses that would follow an accident at its nuclear generating plants.

The cost of replacement energy is included in this coverage. NEIL has provided this coverage since September 15, 1980.

NEIL accidental outage insurance provides coverage for a period of one hundred sixty-two weeks following a 12-week waiting period deductible. Accidental outage insurance coverage amounts for the first 52 weeks are $2.5 million, per week, for each unit at Prairie Island and Monticello, respectively. Thereafter, payments would be reduced by 20 percent for another 110 weeks, at which time the coverage would be exhausted.

In the event of an accident at Prairie Island that causes outages at both units, accidental outage insurance payments for each unit would be 80 percent of the amount payable had the outage affected only one unit.

Accidental Outage Insurance

	Monticello	Prairie Island Unit 1	Prairie Island Unit 2
Deductible (weeks)	12	12	12
Coverage Dollar Amount (millions)*			
52 Weeks	$2.5	$2.5	$2.5
52 Weeks	$2.0	$2.0	$2.0
58 Weeks	$2.0	$2.0	$2.0
Total Limits (millions)	$350	$350	$350

*Coverage dollar amounts are in millions per week.

Federal Agency Programs and Studies

There are no known new federal agency programs or studies to report since the 2005 Triennial Nuclear Decommissioning Accrual filing.

Steps Taken To Minimize Possible Loss

The Company monitors NRC rulemaking to define methods for reducing risks associated with premature decommissioning. The Company purchases nuclear property and liability insurance from the commercial and captive markets in

amounts adequate to cover a maximum foreseeable loss. In addition, replacement power insurance is purchased to cover the cost of replacing megawatt hours lost while a unit is shut down.

Additionally, with Commission approval, the Company has accrued funds in an internal sinking fund for future decommissioning expenses since 1981. The internal fund amounts for the Minnesota Jurisdiction were transferred to the external fund under an accelerated schedule, with completion in 2005. The potential expense of a premature, non-accident related nuclear decommissioning would be partially offset by the external fund accumulations.

The Company's decommissioning fund plan and insurance levels are consistent with the NRC guidelines in NUREG-0584, Assuring the Availability of Funds for Decommissioning Nuclear Facilities, Page 49:

> Although premature decommissioning insurance would be preferable, as long as adequate levels of on-site accident decontamination insurance are maintained by licensees, the author believes that such insurance, together with an internal reserve, would provide a reasonable level of assurance.

Financial Ability to Withstand Premature Nuclear Decommissioning

The Commission attempts to coordinate several goals:

1. to ensure that funds are available at the time decommissioning takes place;
2. to avoid intergenerational subsidies which occur when ratepayers in one generation subsidize ratepayers in another generation; and
3. to avoid the rate shock that would result from placing an excessive burden on a specific group of ratepayers.

There are economic and financial consequences for any premature decommissioning in general and specific expenses associated with an accident-related decommissioning. The ability to manage these uncertainties will provide customers and shareholders with financial security.

Premature Decommissioning – General

There are five major financial consequences associated with any premature decommissioning. These consequences consist of the expense of

decommissioning, the replacement energy costs, the replacement capacity costs, the recovery of un-recovered plant investment and premature decommissioning specific.

Expense of Decommissioning

As a part of this filing, seven decommissioning cost estimates have been filed, showing various possible decommissioning scenarios.

The decommissioning cost estimates in 2020 dollars for DECON using dry storage is $3.4 billion for the estimate using a 42-year decommissioning period. The decommissioning cost estimate is $3.7 billion in 2020 dollars for the estimate using a 60-year decommissioning period that assumes no recasking occurs. The decommissioning cost estimate is $5.9 billion in 2020 dollars for the estimate using a 100-year decommissioning period. The decommissioning cost estimate is $10.3 billion in 2020 dollars for the estimate using a 200-year decommissioning period.

The decommissioning cost estimates in 2020 dollars for SAFSTOR is $4.4 billion for the estimate using a 42-year decommissioning period. The decommissioning cost estimate is $4.6 billion in 2020 dollars for the estimate using a 60-year decommissioning period that assumes no recasking occurs. The decommissioning cost estimate is $6.6 billion in 2020 dollars for the estimate using a 100-year decommissioning period. The decommissioning cost estimate is $10.9 billion in 2020 dollars for the estimate using a 200-year decommissioning period.

Presently the Qualified Trust would be used to offset the potential costs resulting from premature decommissioning. The maximum annual, after-tax cash requirement for a worst-case premature decommissioning scenario involving all three Company's nuclear units is considerably reduced because of 100 percent external funding.

Replacement Energy Costs

A significant cost resulting from a premature shutdown is the cost of replacement energy. Replacement energy costs for a transitional period (until a more permanent asset could be constructed) would consist of increased fuel costs due to the use of more expensive coal, natural gas, and oil, costs associated with the increased operation of our existing generation fleet or the

purchase of power from others, and the loss of revenues associated with a reduction in sales to other utilities. On a more permanent nature, replacement energy costs would likely consist of a combination of increased fuel cost due to more expensive use of more natural gas, wind, solar and possibly coal. The unplanned nature of the power requirement, as well as the substantial increase in demand this replacement would represent in the open market also would be expected to command a substantial premium.

The variable operating costs associated with electric generation from nuclear facilities is less than for all other current forms of generation. Due to the low cost of nuclear production, relative to fossil production, the cost of replacement energy for a nuclear facility is larger than potential replacement energy costs for a fossil-generating unit. This cost could be compounded if the replacement energy is needed during a peak period. Nuclear plants provide base load capacity and produce more energy annually than most fossil units. Therefore, more expensive energy would have to replace nuclear energy if a nuclear unit were shut down prematurely.

Replacement Capacity Costs

Current nuclear plant net capability is 1,771 MW; 671 MW for Monticello and 1,100 MW for Prairie Island Units 1 and 2. If the Company's nuclear generating capability were lost, the Company's reserve margins would be below the 15.3 percent minimum reserve level currently specified by the Midcontinent Independent System Operator, Inc., as necessary to maintain adequate electric system reliability. Therefore, nearly all of the 1,771 of MW of lost nuclear capability would have to be replaced.

A premature shutdown of this magnitude may cause a severe capacity shortage, which would become more severe as demand increases. To overcome this, the capacity shortage would have to be handled in a two-step process. This process would be to 1) purchase temporary replacement capacity and 2) to construct replacement facilities that would likely be a combination of natural gas combustion turbines and combined cycle generating units. Current cost estimates for the construction of new natural gas combustion turbines and combined cycle units can be found in the Company’s most current resource plan.

Due to the length of time to complete construction of new base load plants, premature retirement of a nuclear unit or a major coal unit would necessitate

the purchase of temporary replacement capacity. The purchase of this quantity of temporary replacement capacity would become a significant challenge in meeting customer demand.

Recovery of Un-recovered Investment

If there were a premature, non-accident related decommissioning, an un-recovered investment (original cost less accumulated depreciation) would continue as a revenue requirement. The un-recovered nuclear plant investment on January 1, 2020 was $2,106 million, $901 million at Monticello and $1,205 million at Prairie Island. These figures do not include land, nuclear fuel, and general plant equipment, such as office furniture. It also does not include the un-recovered decommissioning costs. However, it does include the licensing costs at both facilities. These amounts are aligned with the 2020 Remaining Life Filing, Docket No. E,G002/D-19-723.

Premature Decommissioning - Specific

An accident-related decommissioning would add additional expenses to those mentioned in the foregoing discussion. Potential contamination clean-up costs are the most significant expenses of an accident-related decommissioning. As an example, General Public Utilities has indicated that the total estimated cost for clean-up for the Three Mile Island nuclear site was approximately $1 billion, occurring over an estimated 11 to 12 year time period beginning in 1979. The damaged unit, at this time, is in SAFSTOR until Three Mile Island Unit 1 is ready to be decommissioned.

The Company's property insurance coverage of $2.65 billion would largely offset the potential impact of an accident-related decommissioning. Although accident-related decommissioning expenses are significant, the length of time involved in a clean-up process, insurance payments, tax deductibility of expenses, and related rate relief would affect the yearly expense. Although accident related premature decommissioning would impact both the Company and its customers, it is anticipated that, under reasonable regulation, the financial integrity of the Company would be maintained.

Xcel Energy
Nuclear Asset Retirement Obligation Balances

Docket No. E002/M-20-___
Schedule I
Page 1 of 1

ARO Balance Sheet Accounts	FERC Acct. Num.	2019	2020	
ASSETS				
Nuclear Plant In-Service - ARC		$ (6,803,320)	$ (6,803,320)	[1]
Beginning Accumulated Depreciation - Nuclear ARC	108	(163,368,094)	(152,928,633)	
Depreciation Expense		10,439,460	5,219,732	
Ending Accumulated Depreciation - Nuclear ARC		$ (152,928,633)	$ (147,708,901)	[1]
Regulatory Asset Nuclear - Beginning	182.3	$ 2,138,489,471	$ 2,227,527,557	
Asset Balance Adjustment		-	-	
Reserve Balance Adjustment		-	-	
ARO Liability Adjustment		-	-	
Accretion Expense		99,477,546	51,611,528	
Depreciation Expense		(10,439,460)	(5,219,732)	
Regulatory Asset Nuclear - Ending		$ 2,227,527,557	$ 2,273,919,353	[1]
Total Assets		$ 2,067,795,604	$ 2,119,407,132	
LIABILITIES				
Asset Retirement Obligation - Beginning	230	$ (1,968,318,057)	$ (2,067,795,604)	
Accretion Expense - Nuclear		(99,477,546)	(51,611,528)	
Liabilities Incurred		-	-	
Asset Retirement Obligation - Ending		$ (2,067,795,604)	$ (2,119,407,132)	[1]
Total Liabilities		$ (2,067,795,604)	$ (2,119,407,132)	

[1] As of June 30, 2020

Document X01-1775-002, Rev. 0

DECOMMISSIONING COST ANALYSIS

for the

MONTICELLO NUCLEAR GENERATING PLANT

prepared for

Xcel Energy

prepared by

TLG Services, LLC
Bridgewater, Connecticut

October 2020

APPROVALS

Project Manager	Francis W. Seymore **Francis W. Seymore**	10/21/2020 **Date**
Project Engineer	Christopher R. Koriniskie **Christopher R. Koriniskie**	10/21/2020 **Date**
Technical Manager	Roderick W. Knight **Roderick W. Knight**	10/21/2020 **Date**

TABLE OF CONTENTS

SECTION **PAGE**

EXECUTIVE SUMMARY viii

1. INTRODUCTION 1-1
1.1 Objectives of Study 1-1
1.2 Site Description 1-2
1.3 Regulatory Guidance 1-3
1.3.1 High-Level Radioactive Waste Management 1-5
1.3.2 Low-Level Radioactive Waste Disposal 1-10
1.3.3 Radiological Criteria for License Termination 1-11

2. DECOMMISSIONING ALTERNATIVES 2-1
2.1 DECON 2-3
2.1.1 Period 1 - Preparations 2-3
2.1.2 Period 2 - Decommissioning Operations 2-5
2.1.3 Period 3 - Site Restoration 2-9
2.1.4 ISFSI Operations and Decommissioning 2-10
2.2 SAFSTOR 2-10
2.2.1 Period 1 - Preparations 2-11
2.2.2 Period 2 - Dormancy 2-12
2.2.3 Periods 3 and 4 - Delayed Decommissioning 2-13
2.2.4 Period 5 - Site Restoration 2-14
2.2.5 ISFSI Operations and Decommissioning 2-14

3. COST ESTIMATES 3-1
3.1 Basis of Estimates 3-1
3.2 Methodology 3-1
3.3 Financial Components of the Cost Model 3-3
3.3.1 Contingency 3-3
3.3.2 Financial Risk 3-6
3.4 Site-Specific Considerations 3-7
3.4.1 Spent Fuel Management 3-7
3.4.2 Reactor Vessel and Internal Components 3-12
3.4.3 Primary System Components 3-13
3.4.4 Main Turbine and Condenser 3-13
3.4.5 Transportation Methods 3-13
3.4.6 Low-Level Radioactive Waste Disposal 3-14
3.4.7 Site Conditions Following Decommissioning 3-15

TABLE OF CONTENTS
(continued)

SECTION **PAGE**

3.5 Assumptions 3-16
3.5.1 Estimating Basis 3-16
3.5.2 Labor Costs 3-17
3.5.3 Design Conditions 3-18
3.5.4 General 3-19
3.6 Cost Estimate Summary 3-22

4. SCHEDULE ESTIMATE 4-1
4.1 Schedule Estimate Assumptions 4-1
4.2 Project Schedule 4-2

5. RADIOACTIVE WASTES 5-1

6. RESULTS 6-1

7. REFERENCES 7-1

TABLES

Scenario 1, Decommissioning Cost Elements xxiv
Scenario 2, Decommissioning Cost Elements xxv
Scenario 3, Decommissioning Cost Elements xxvi
Scenario 4, Decommissioning Cost Elements xxvii
Scenario 5, Decommissioning Cost Elements xxviii
Scenario 6, Decommissioning Cost Elements xxix
Scenario 7, Decommissioning Cost Elements xxx
Scenario 8, Decommissioning Cost Elements xxxi
3.1 Scenario 1, Schedule of Total Annual Expenditures 3-24
3.2 Scenario 2, Schedule of Total Annual Expenditures 3-26
3.3 Scenario 3, Schedule of Total Annual Expenditures 3-29
3.4 Scenario 4 Schedule of Total Annual Expenditures 3-33
3.5 Scenario 5 Schedule of Total Annual Expenditures 3-40
3.6 Scenario 6, Schedule of Total Annual Expenditures 3-43
3.7 Scenario 7, Schedule of Total Annual Expenditures 3-46
3.8 Scenario 8, Schedule of Total Annual Expenditures 3-50

TABLE OF CONTENTS
(continued)

SECTION **PAGE**

TABLES
(continued)

5.1 Scenario 1 Decommissioning Waste Summary 5-5
5.2 Scenario 2 Decommissioning Waste Summary 5-6
5.3 Scenario 3 Decommissioning Waste Summary 5-7
5.4 Scenario 4 Decommissioning Waste Summary 5-8
5.5 Scenario 5 Decommissioning Waste Summary 5-9
5.6 Scenario 6 Decommissioning Waste Summary 5-10
5.7 Scenario 7 Decommissioning Waste Summary 5-11
5.8 Scenario 8 Decommissioning Waste Summary 5-12
6.1 Scenario 1, Cost Summary, Decommissioning Cost Elements 6-4
6.2 Scenario 2, Cost Summary, Decommissioning Cost Elements 6-5
6.3 Scenario 3, Cost Summary, Decommissioning Cost Elements 6-6
6.4 Scenario 4, Cost Summary, Decommissioning Cost Elements 6-7
6.5 Scenario 5, Cost Summary, Decommissioning Cost Elements 6-8
6.6 Scenario 6, Cost Summary, Decommissioning Cost Elements 6-9
6.7 Scenario 7, Cost Summary, Decommissioning Cost Elements 6-10
6.8 Scenario 8, Cost Summary, Decommissioning Cost Elements 6-11

FIGURES

1.1 Monticello Nuclear Generating Plant General Plan 1-13
1.2 Monticello Nuclear Generating Plant Aerial View..... 1-14
1.3 Monticello Nuclear Generating Plant Reactor Building Section 1-15
3.1 Monticello Nuclear Generating Plant Scenario 2 Manpower Levels..... 3-57
3.2 Monticello Nuclear Generating Plant Scenario 6 Manpower Levels..... 3-58
4.1 DECON Activity Schedule – Scenario 2 4-3
4.2 Decommissioning Timelines, Scenario 1..... 4-5
4.3 Decommissioning Timelines, Scenario 2..... 4-6
4.4 Decommissioning Timelines, Scenario 3..... 4-7
4.5 Decommissioning Timelines, Scenario 4..... 4-8
4.6 Decommissioning Timelines, Scenario 5..... 4-9
4.7 Decommissioning Timelines, Scenario 6..... 4-10
4.8 Decommissioning Timelines, Scenario 7..... 4-11
4.9 Decommissioning Timelines, Scenario 8..... 4-12
5.1 Radioactive Waste Disposition 5-3
5.2 Decommissioning Waste Destinations, Radiological..... 5-4

TABLE OF CONTENTS
(continued)

SECTION **PAGE**

APPENDICES

A. Unit Cost Factor Development A-1
B. Unit Cost Factor Listing B-1
C. Detailed Cost Analysis, Scenario 1 ..... C-1
D. Detailed Cost Analysis, Scenario 2 ..... D-1
E. Detailed Cost Analysis, Scenario 3 ..... E-1
F. Detailed Cost Analysis, Scenario 4 ..... F-1
G. Detailed Cost Analysis, Scenario 5 ..... G-1
H. Detailed Cost Analysis, Scenario 6 ..... H-1
I. Detailed Cost Analysis, Scenario 7 ..... I-1
J. Detailed Cost Analysis, Scenario 8 ..... J-1
K. Detailed Cost Analysis, ISFSI K-1

REVISION LOG

No.	Date	Item Revised	Reason for Revision
0	10-21-2020		Original Issue

EXECUTIVE SUMMARY

This report presents estimates of the cost to decommission the Monticello Nuclear Generating Plant (Monticello) for the identified decommissioning scenarios following a cessation of plant operations in 2030. The estimates are designed to provide Xcel Energy with the information to assess its current decommissioning liability, as it relates to Monticello.

The analysis relies upon site-specific, technical information from an evaluation prepared in 2017, [1] updated to reflect current assumptions pertaining to the disposition of the nuclear plant and relevant industry experience in undertaking such projects. The costs are based on several key assumptions in areas of regulation, component characterization, high-level radioactive waste management, low-level radioactive waste disposal, performance uncertainties (contingency) and site restoration requirements.

While the analysis is not a detailed engineering evaluation, it represents the estimates prepared in advance of the detailed engineering required to carry out the decommissioning of the nuclear unit. It may also not reflect the actual plan to decommission Monticello; the plan may differ from the assumptions made in this analysis based on facts that exist at the time of decommissioning.

The primary goal of the decommissioning is the removal and disposal of the contaminated systems and structures so that the plant's operating license can be terminated. The analysis recognizes that spent fuel will be stored at the site in the reactor building's storage pool and/or in an Independent Spent Fuel Storage Installation (ISFSI) until such time that it can be transferred to a Department of Energy (DOE) facility. Consequently, the estimates also include those costs to manage and subsequently decommission these storage facilities.

The current cost estimates assume that Monticello ceases operations in 2030. The cost estimates assume that the shutdown date of the nuclear unit is scheduled and pre-planned (i.e., there is no delay in transitioning the plant and workforce from operations or in obtaining regulatory relief from operating requirements, etc.). This estimate includes additional resources to support the engineering, planning, and licensing efforts for the station; this is done to support a decommissioning schedule similar to the prior estimate. The estimates include the continued operation of the reactor building as an interim wet fuel storage facility for approximately four years after operations cease. The spent fuel will remain in the ISFSI until the DOE is able to

1 "Decommissioning Cost Analysis for the Monticello Nuclear Generating Plant," Document No. X01-1725-002, Rev. 0, TLG Services, Inc., October 2017

complete the transfer of the fuel to a federal facility (e.g., a monitored retrievable storage facility). [2] The estimates also include the dismantling of non-essential structures and limited restoration of the site.

The 2017 plant inventory, the basis for the decontamination and dismantling requirements and cost, and the decommissioning waste streams, was reviewed for this analysis. Over the three-year period between estimates the plant confirmed there were no substantive changes to the configuration of the plant or site facilities (that would significantly impact decommissioning).

The costs to decommission Monticello, for the scenarios evaluated, are tabulated at the end of this section. Costs are reported in 2020 dollars and include monies anticipated to be spent for radiological remediation and operating license termination, spent fuel management, and site restoration activities.

A complete discussion of the assumptions relied upon in this analysis is provided in Section 3, along with schedules of annual expenditures for each scenario. A sequence of significant project activities is provided in Section 4 with a timeline for each scenario. Detailed cost reports used to generate the summary tables contained within this document are provided in Appendices C through J.

Alternatives and Regulations

The ultimate objective of the decommissioning process is to reduce the inventory of contaminated and activated material so that the license can be terminated. The Nuclear Regulatory Commission (NRC or Commission) provided initial decommissioning requirements in its rule adopted on June 27, 1988.[3] In this rule, the NRC set forth technical and financial criteria for decommissioning licensed nuclear power facilities. The regulations addressed planning needs, timing, funding methods, and environmental review requirements for decommissioning. The rule also defined three decommissioning alternatives as being acceptable to the NRC: DECON, SAFSTOR, and ENTOMB.

> DECON is defined as "the alternative in which the equipment, structures, and portions of a facility and site containing radioactive contaminants are

---

2 Projected expenditures for spent fuel management identified in the cost analysis do not consider any compensation for damages with regard to the delays incurred by Xcel Energy in the timely removal of spent fuel by the DOE.

3 U.S. Code of Federal Regulations, Title 10, Parts 30, 40, 50, 51, 70 and 72, "General Requirements for Decommissioning Nuclear Facilities," Nuclear Regulatory Commission, 53 Fed. Reg. 24018, June 27, 1988

removed or decontaminated to a level that permits the property to be released for unrestricted use shortly after cessation of operations."[4]

SAFSTOR is defined as "the alternative in which the nuclear facility is placed and maintained in a condition that allows the nuclear facility to be safely stored and subsequently decontaminated (deferred decontamination) to levels that permit release for unrestricted use."[5] Decommissioning is to be completed within 60 years, although longer time periods will be considered when necessary to protect public health and safety.

ENTOMB is defined as "the alternative in which radioactive contaminants are encased in a structurally long-lived material, such as concrete; the entombed structure is appropriately maintained and continued surveillance is carried out until the radioactivity decays to a level permitting unrestricted release of the property."[6] As with the SAFSTOR alternative, decommissioning is currently required to be completed within 60 years, although longer time periods will also be considered when necessary to protect public health and safety.

The 60-year restriction has limited the practicality for the ENTOMB alternative at commercial reactors that generate significant amounts of long-lived radioactive material. In 1997, the Commission directed its staff to re-evaluate this alternative and identify the technical requirements and regulatory actions that would be necessary for entombment to become a viable option. The resulting evaluation provided several recommendations, however, rulemaking has been deferred based upon several factors (e.g., no licensee has committed to pursuing the entombment option, the unresolved issues associated with the disposition of greater-than-Class C material (GTCC), and the NRC's current priorities) at least until after the additional research studies are complete. The Commission concurred with the staff's recommendation. In a draft regulatory basis document published in March 2017 in support of rulemaking that would amend NRC regulations concerning nuclear plant decommissioning, the NRC staff proposes removing any discussion of the ENTOMB option from existing guidance documents since the method is not deemed practically feasible.

---

4 Ibid. Page FR24022, Column 3

5 Ibid.

6 Ibid. Page FR24023, Column 2

In 1996, the NRC published revisions to its general requirements for decommissioning nuclear power plants to clarify ambiguities and codify procedures and terminology as a means of enhancing efficiency and uniformity in the decommissioning process.[7] The amendments allow for greater public participation and better define the transition process from operations to decommissioning. Regulatory Guide 1.184 Revision 1, issued in October 2013, further described the methods and procedures that are acceptable to the NRC staff for implementing the requirements of the 1996 revised rule that relate to the initial activities and the major phases of the decommissioning process. The costs and schedules presented in this analysis follow the general guidance and sequence in the amended regulations. The format and content of the estimates is also consistent with the recommendations of Regulatory Guide 1.202, issued February 2005. [8]

In 2011, the NRC published amended regulations to improve decommissioning planning and thereby reduce the likelihood that any current operating facility will become a legacy site.[9] The regulations require licensees to report additional details in their decommissioning cost estimate, including a decommissioning estimate for the ISFSI. This estimate is provided in Appendix K.

Decommissioning Scenarios

The following scenarios were evaluated and are intended to bound the liability associated with the removal of spent fuel from the site. The current operating license expires in 2030. The scenarios consist of four spent fuel management scenarios, each with a DECON and a SAFSTOR decommissioning alternative for eight total scenarios. The duration of the spent fuel scenarios has little impact to the decommissioning costs and timing of the power block systems and structures. The spent fuel in the plant's spent fuel storage pool is transferred to the ISFSI within the first four years. The equipment, structures, and portions of the plant containing radioactive contaminants are removed or decontaminated to a level that permits the facility to be released for unrestricted use. Remaining site structures are then demolished. Spent fuel storage operations continue at the ISFSI until the transfer of the fuel to the DOE is completed (as shown in the "Last Spent Fuel Assembly" column in the following table).

---

7 U.S. Code of Federal Regulations, Title 10, Parts 2, 50 and 51, "Decommissioning of Nuclear Power Reactors," Nuclear Regulatory Commission, 61 Fed. Reg. 39278, July 29, 1996

8 "Standard Format and Content of Decommissioning Cost Estimates for Nuclear Power Reactors," Regulatory Guide 1.202, Nuclear Regulatory Commission, February 2005

9 U.S. Code of Federal Regulations, Title 10, Parts 20, 30, 40, 50, 70, and 72, "Decommissioning Planning," Nuclear Regulatory Commission, Federal Register Volume 76, (p 35512 et seq.), June 17, 2011

Scenario	1st Spent Fuel Canister Replacement	1st Spent Fuel Assembly Removed from Monticello*	Last Spent Fuel Assembly Removed from Monticello	Scenario Identification
1	n/a	2052	2072	DECON with 42 Year DFS+
2	n/a	2078	2090	DECON with 60 Year DFS
3	2058	2118	2130	DECON with 100 Year DFS
4	2058	2218	2230	DECON with 200 Year DFS
5	n/a	2052	2072	SAFSTOR with 42 Year DFS
6	n/a	2078	2090	SAFSTOR with 60 Year DFS
7	2058	2118	2130	SAFSTOR with 100 Year DFS
8	2058	2218	2230	SAFSTOR with 200 Year DFS

* Spent fuel stored at Morris is removed prior to fuel stored at the Monticello site.
+ Dry Fuel Storage

For Scenarios 1 and 5, although they only provide a total fuel storage period of 42 years following shutdown, some of the Monticello casks have been in storage since 2008. Xcel Energy directed TLG Services to not include the cost of transferring the spent fuel in dry storage to new canisters for those casks that exceed 50 years. The assumption to not transfer spent fuel at 50-years total storage duration for these two scenarios was premised on the likelihood that the life of the canisters could be successfully extended for the additional years.

For Scenarios 2 and 6, although they provide a total fuel storage period of nominally 60 years following shutdown, Xcel Energy directed TLG Services to not include the cost of transferring the spent fuel in dry storage to new canisters at the 50-year mark.

In Scenarios 3, 4, 7 and 8, the Dry Shielded Canisters (DSCs) are assumed to be replaced after fifty years of use. Since the reactor building spent fuel storage pool and fuel handling facilities are removed by the year 2038, a dry fuel transfer facility is assumed to be constructed on site to perform the transfers from the old to the new DSCs. For Scenarios 3 and 7, two such transfer is needed over the time frame assumed. For Scenarios 4 and 8, the spent fuel will be transferred four times following initial placement in the ISFSI.

Methodology

The methodology used to develop the estimates follows the basic approach originally presented in the cost estimating guidelines [10] developed by the Atomic Industrial Forum (now Nuclear Energy Institute). This reference describes a unit cost factor method for estimating decommissioning activity costs. The unit cost factors used in this analysis incorporate site-specific costs and the latest available information about worker productivity in decommissioning.

An activity duration critical path is used to determine the total decommissioning program schedule. This is required for calculating the carrying costs, which include program management, administration, field engineering, equipment rental, quality assurance, and security. This systematic approach for assembling decommissioning estimates ensures a high degree of confidence in the reliability of the resulting costs.

The estimates also reflect lessons learned from TLG's involvement in the Shippingport Station Decommissioning Project, completed in 1989, as well as the decommissioning of the Cintichem reactor, hot cells and associated facilities, completed in 1997. In addition, the planning and engineering for the Rancho Seco, Trojan, Yankee Rowe, Big Rock Point, Maine Yankee, Humboldt Bay-3, Oyster Creek, Connecticut Yankee, Crystal River, Vermont Yankee, Fort Calhoun, Pilgrim, and Indian Point nuclear units have provided additional insight into the process, the regulatory aspects, and the technical challenges of decommissioning commercial nuclear units.

Contingency

Consistent with cost estimating practice, contingencies are applied to the decontamination and dismantling costs developed as "specific provision for unforeseeable elements of cost within the defined project scope, particularly important where previous experience relating estimates and actual costs has shown that unforeseeable events which will increase costs are likely to occur."[11] The cost elements in the estimates are based on ideal conditions; therefore, the types of unforeseeable events that are almost certain to occur in decommissioning, based on industry experience, are addressed through a percentage contingency applied on a line-item basis. This contingency factor is a nearly universal element in all large-scale construction and demolition projects. It should be noted that contingency, as used in this analysis, does not account for price escalation and inflation in the cost of

10 T.S. LaGuardia et al., "Guidelines for Producing Commercial Nuclear Power Plant Decommissioning Cost Estimates," AIF/NESP-036, May 1986

11 Project and Cost Engineers' Handbook, Second Edition, American Association of Cost Engineers, Marcel Dekker, Inc., New York, New York, p. 239

decommissioning over the remaining operating life of the station, or duration of the decommissioning program and dry fuel storage period.

Contingency funds are expected to be fully expended throughout the program. As such, inclusion of contingency is necessary to provide assurance that sufficient funding will be available to accomplish the intended tasks.

Low-Level Radioactive Waste Disposal

The contaminated and neutron-activated material generated in the decontamination and dismantling of a commercial nuclear reactor is classified as low-level (radioactive) waste, although not all of the material is suitable for "shallow-land" disposal. With the passage of the "Low-Level Radioactive Waste Policy Act" in 1980, [12] and its Amendments of 1985, [13] the states became ultimately responsible for the disposition of low-level radioactive waste generated within their own borders. It was expected that groups of states would combine together to jointly deal with their radioactive wastes; these organizations are referred to as waste disposal compacts.

With the exception of Texas, no new compact facilities have been successfully sited, licensed, and constructed. The Texas Compact disposal facility is now operational and waste is being accepted from generators within the Compact by the operator, Waste Control Specialists (WCS). The facility is also able to accept limited quantities of non-Compact waste.

Disposition of the various waste streams produced by the decommissioning process considered all options and services currently available to Xcel Energy. The majority of the low-level radioactive waste designated for direct disposal (Class A [14]) can be sent to Energy*Solutions*' facility in Clive, Utah. Therefore, disposal costs for Class A waste were based upon current contract rates. This facility is not licensed to receive the higher activity portion of the decommissioning waste stream (Classes B and C resins and activated metal from the reactor vessel[15]).

The Texas facility is licensed to receive the higher activity waste forms (Classes B and C). As such, for this analysis, disposal costs for the Class B and C waste were based upon the Xcel-provided information on the cost for such from WCS.

---

12 "Low-Level Radioactive Waste Policy Act," Public Law 96-573, 1980

13 "Low-Level Radioactive Waste Policy Amendments Act of 1985," Public Law 99-240, 1986

14 Waste is classified in accordance with U.S. Code of Federal Regulations, Title 10, Part 61.55

15 U.S. Code of Federal Regulations, Title 10, Part 61, "Licensing Requirements for Land Disposal of Radioactive Waste"

The dismantling of the components residing closest to the reactor core generates radioactive waste considered unsuitable for shallow-land disposal (i.e., low-level radioactive waste with concentrations of radionuclides that exceed the limits established by the NRC for Class C radioactive waste (GTCC)). The Low-Level Radioactive Waste Policy Amendments Act of 1985 assigned the federal government the responsibility for the disposal of this material. The Act also stated that the beneficiaries of the activities resulting in the generation of such radioactive waste bear all reasonable costs of disposing of such waste.

The DOE issued its final Environmental Impact Statement for the disposal of GTCC on January 2016.[16] The study evaluated the potential environmental impacts associated with constructing and operating a new facility or using an existing facility, disposal methods, and locations. DOE is awaiting Congressional action on the report and its recommendations. At this time, the federal government has not identified a specific cost for disposing of GTCC or a schedule for acceptance.

For purposes of this analysis, the GTCC radioactive waste is assumed to be packaged and disposed of in a similar manner as high-level waste and at a cost equivalent to that envisioned for the spent fuel. The GTCC is packaged in the same canisters used for spent fuel and either stored on site or shipped directly to a DOE facility as it is generated (depending upon the timing of the decommissioning and whether the spent fuel has been removed from the site prior to the start of physical decommissioning).

A significant portion of the waste material generated during decommissioning may only be potentially contaminated by radioactive materials. This waste can be analyzed on site or shipped off site to licensed facilities for further analysis, for processing and/or for conditioning/recovery. Reduction in the volume of low-level radioactive waste requiring disposal in a licensed low-level radioactive waste disposal facility can be accomplished through a variety of methods, including analyses and surveys or decontamination to isolate the portion of waste that does not require disposal as radioactive waste, compaction, incineration or metal melt. The estimates reflect the savings from waste recovery/volume reduction.

<u>High-Level Radioactive Waste Management</u>

Congress passed the "Nuclear Waste Policy Act" [17] (NWPA) in 1982, assigning the federal government's long-standing responsibility for disposal of the spent nuclear fuel created by the commercial nuclear generating plants to the DOE. The DOE was to

16 "Final Environmental Impact Statement for the Disposal of Greater-Than-Class C (GTCC) Low-Level Radioactive Waste and GTCC-Like Waste (DOE/EIS-0375)," January 2016

17 "Nuclear Waste Policy Act of 1982 and Amendments," DOE's Office of Civilian Radioactive Management, 1982

begin accepting spent fuel by January 31, 1998; however, to date no progress in the removal of spent fuel from commercial generating sites has been made.

Today, the country is at an impasse on high-level waste disposal, even with the License Application for a geologic repository submitted by the DOE to the NRC in 2008. The Obama administration cut the budget for the repository program while promising to "conduct a comprehensive review of policies for managing the back end of the nuclear fuel cycle … and make recommendations for a new plan."[18] Towards this goal, the administration appointed a Blue Ribbon Commission on America's Nuclear Future (Blue Ribbon Commission) to make recommendations for a new plan for nuclear waste disposal. The Blue Ribbon Commission's charter includes a requirement that it consider "[o]ptions for safe storage of used nuclear fuel while final disposition pathways are selected and deployed."[19]

On January 26, 2012, the Blue Ribbon Commission issued its "Report to the Secretary of Energy" containing a number of recommendations on nuclear waste disposal. Two of the recommendations that may impact decommissioning planning are:

- "[T]he United States [should] establish a program that leads to the timely development of one or more consolidated storage facilities"[20]
- "[T]he United States should undertake an integrated nuclear waste management program that leads to the timely development of one or more permanent deep geological facilities for the safe disposal of spent fuel and high-level nuclear waste."[21]

In January 2013, the DOE issued the "Strategy for the Management and Disposal of Used Nuclear Fuel and High-Level Radioactive Waste," in response to the recommendations made by the Blue Ribbon Commission and as "a framework for moving toward a sustainable program to deploy an integrated system capable of transporting, storing, and disposing of used nuclear fuel..."[22] This document states:

---

18 Blue Ribbon Commission on America's Nuclear Future's Charter, http://cybercemetery.unt.edu/archive/brc/20120620215336/http://brc.gov/index.php?q=page/charter

19 Ibid.

20 "Blue Ribbon Commission on America's Nuclear Future, Report to the Secretary of Energy,", p. 32, January 2012

21 Ibid., p.27

22 "Strategy for the Management and Disposal of Used Nuclear Fuel and High-Level Radioactive Waste," U.S. DOE, January 11, 2013

"With the appropriate authorizations from Congress, the Obama Administration planned to implement a program over the next 10 years that would have:

- Sites, designs and licenses, constructs and begins operations of a pilot interim storage facility by 2021 with an initial focus on accepting used nuclear fuel from shut-down reactor sites;
- Advances toward the siting and licensing of a larger interim storage facility to be available by 2025 that will have sufficient capacity to provide flexibility in the waste management system and allows for acceptance of enough used nuclear fuel to reduce expected government liabilities; and
- Makes demonstrable progress on the siting and characterization of repository sites to facilitate the availability of a geologic repository by 2048."[23]

The NRC's review of DOE's license application to construct a geologic repository at Yucca Mountain was suspended in 2011 when the Obama Administration significantly reduced the budget for completing that work. However, the US Court of Appeals for the District of Columbia Circuit issued a writ of mandamus (in August 2013) [24] ordering NRC to comply with federal law and restart its review of DOE's Yucca Mountain repository license application to the extent of previously appropriated funding for the review. That review is now complete with the publication of the five-volume safety evaluation report. A supplement to DOE's environmental impact statement and an adjudicatory hearing on the contentions filed by interested parties must be completed before a licensing decision can be made. Although the DOE proposed it would start fuel acceptance in 2025, no progress has been made in the repository program since DOE's 2013 strategy was issued except for the completion of the Yucca Mountain safety evaluation report.

Holtec International submitted a license application to the NRC on March 30, 2017 for a consolidated interim spent fuel storage facility in southeast New Mexico called HI-STORE CIS (Consolidated Interim Storage) under the provisions of 10 CFR Part 72. The application is currently under NRC review.

A centralized interim storage project was initiated by Waste Control Specialists (WCS) for a site in Andrews County, Texas, adjacent to WCS's existing low-level radioactive waste and hazardous waste storage and disposal facilities. The NRC license application for this project was filed in April 2016. In April 2017, WCS

---

23 Ibid., p.2

24 United States Court of Appeals for the District Of Columbia Circuit, In Re: Aiken County, et al, August 2013

asked the NRC to suspend the review of this application. Subsequently, WCS and Orano USA (formerly Areva Nuclear Materials) formed a joint venture to license the facility. In response to letters to the NRC in June and July 2018 from the joint venture, Interim Storage Partners, the NRC restarted its review of the application

On May 10, 2018, the U.S. House of Representatives passed H.R. 3053, the "Nuclear Waste Policy Amendments Act of 2018." Proposed to amend the Nuclear Waste Policy Act of 1982, the legislation, if approved by the Senate and signed by the President, would provide the DOE the authority to site, construct, and operate one or more Monitored Retrieval Storage (MRS) facilities while a permanent repository is licensed and constructed and/or to enter into an MRS agreement with a non-Federal entity for temporary storage.

Completion of the decommissioning process is dependent upon the DOE's ability to remove spent fuel from the site in a timely manner. DOE's repository program had originally assumed that spent fuel allocations would be accepted for disposal from the nation's commercial nuclear plants, with limited exceptions, in the order (the "queue") in which it was discharged from the reactor.[25] However, the Blue Ribbon Commission, in its final report, noted that: "[A]ccepting spent fuel according to the OFF [Oldest Fuel First] priority ranking instead of giving priority to shutdown reactor sites could greatly reduce the cost savings that could be achieved through consolidated storage if priority could be given to accepting spent fuel from shutdown reactor sites before accepting fuel from still-operating plants. …. The magnitude of the cost savings that could be achieved by giving priority to shutdown sites appears to be large enough (i.e., in the billions of dollars) to warrant DOE exercising its right under the Standard Contract to move this fuel first."

The state of Minnesota directed the Public Utilities Commission, "when considering approval of a plan for the accrual of funds for the decommissioning of nuclear facilities" …to "include an evaluation of the costs, if any, arising from storage of used nuclear fuel that may be incurred by the state of Minnesota, and any tribal community, county, city, or township where used nuclear fuel is located following the cessation of operations at a nuclear plant."[26]

---

25 U.S. Code of Federal Regulations, Title 10, Part 961.11, Article IV – Responsibilities of the Parties, B. DOE Responsibilities, 5.(a) … DOE shall issue an annual acceptance priority ranking for receipt of SNF and/or HLW at the DOE repository. This priority ranking shall be based on the age of SNF and/or HLW as calculated from the date of discharge of such materials from the civilian nuclear power reactor. The oldest fuel or waste will have the highest priority for acceptance …"

26 Minnesota Statute 216B.2445, "Nuclear Power Plant Decommissioning and Storage of Used Nuclear Fuel"

The state of Minnesota statute also prescribed the parameters to be used in evaluating spent fuel management costs. "To assist the commission in making the determination … the filing shall provide cost estimates, including ratepayer impacts, assuming used nuclear fuel will be stored in the state for 60 years, 100 years, and 200 years following the cessation of operation of the nuclear plant." [27]

Xcel Energy's current spent fuel management plan for the Monticello spent fuel is based in general upon:

1) Fuel transferred from the pool to the ISFSI within 4 years of shutdown;
2) Exchange of Prairie Island and Monticello spent fuel acceptance rights to best manage the overall cost of spent fuel storage for both plants;
3) Fuel will be shipped in the existing NUHOMS DSCs (Scenarios 1, 2, 5, and 6); the NUHOMS are periodically replaced in Scenarios 3, 4, 7 and 8. Canisters that are unloaded in the spent fuel transfer operation will be surveyed for neutron activation.
4) As an allowance, some of these canisters and NUHOMS modules from the first off-load operation are assumed to be mildly neutron activated and therefore must be disposed of as radioactive waste.
5) For the 100 and 200 year dry fuel storage scenarios (Scenarios 3, 4, 7 and 8) the canisters and casks will be replaced on a 50 year schedule using a dry transfer facility. [28]
6) Currently Monticello is storing spent fuel assemblies at the Morris Operation facility of GE Hitachi Nuclear Energy in Morris, Illinois. These assemblies will be shipped for final disposal to DOE prior to the removal of fuel from the Monticello site.

The NRC requires that licensees establish a program to manage and provide funding for the caretaking of all irradiated fuel at the reactor site until title of the fuel is transferred to the Secretary of Energy, pursuant to 10 CFR Part 50.54(bb). [29] This requirement is prepared for through inclusion of certain cost elements in the

---

27 Ibid.

28 "Order Approving Nuclear Decommissioning Study, Assumptions, and Annual Accrual, and Setting Filing Requirements", Page 8, Items 12e and 12g, Minnesota Public Utilities Commission Docket E-002/M-14-761 October 4, 2015

29 U.S. Code of Federal Regulations, Title 10, Part 50, "Domestic Licensing of Production and Utilization Facilities," Subpart 54 (bb), "Conditions of Licenses"

decommissioning estimates, for example, associated with the isolation and continued operation of the spent fuel pool and the ISFSI.

The spent fuel pool is expected to contain freshly discharged assemblies (from the most recent refueling cycles) as well as the final reactor core at shutdown. The assemblies are packaged into dry shielded canisters (DSCs) over the first four years after shutdown for transfer to the ISFSI for interim storage. It is assumed that this period provides the necessary cooling for the final core to meet the transport and/or storage requirements for decay heat.

An ISFSI, operated under a Part 50 General License (in accordance with 10 CFR 72, Subpart K [30]), has been constructed to support continued plant operations. The facility is assumed to be expanded to support decommissioning. This will allow decommissioning activities to proceed within the reactor building.

DOE has breached its obligations to remove fuel from reactor sites, and has also failed to provide the plant owners with information about how it will ultimately perform. DOE officials have stated that DOE does not have an obligation to accept already-canistered fuel without an amendment to DOE's contracts with plant licensees to remove the fuel (the "Standard Contract"), but DOE has not explained what any such amendment would involve. Consequently, Xcel Energy has no information or expectations on how DOE will remove fuel from the site in the future. In the absence of information about how DOE will perform, and for purposes of this analysis only, it is assumed that DOE will accept already-canistered fuel. If this assumption is incorrect, it is assumed that DOE will have liability for costs incurred to transfer the fuel to DOE-supplied containers.

Xcel Energy's position is that the DOE has a contractual obligation to accept Monticello's fuel earlier than the projections set out above consistent with its contract commitments. No assumption made in this study should be interpreted to be inconsistent with this claim. However, including the cost of storing spent fuel in this study is appropriate to ensure the availability of sufficient decommissioning funds at the end of the station's life if the DOE has not met its obligation. The cost for the interim storage of spent fuel has been calculated and is separately presented as "Spent Fuel Management" expenditures in this report.

Site Restoration

The efficient removal of the contaminated materials at the site may result in damage to many of the site structures. Blasting, coring, drilling, and the other

[30] U.S. Code of Federal Regulations, Title 10, Part 72, Subpart K, "General License for Storage of Spent Fuel at Power Reactor Sites"

decontamination activities can substantially damage power block structures, potentially weakening the footings and structural supports. It is unreasonable to anticipate that these structures would be repaired and preserved after the radiological contamination is removed. The cost to dismantle site structures with a work force already mobilized is more efficient and less costly than if the process were deferred. Experience at shutdown generating stations has shown that plant facilities quickly degrade without maintenance, adding additional expense and creating potential hazards to the public and the demolition work force.

This estimate assumes that some site features will remain following the decommissioning project. These include the existing electrical switchyard, which is assumed to remain functional in support of the regional electrical distribution system. The existing shoreline will also be left intact.

Consequently, non-essential site structures addressed by this analysis are completely removed (including foundations) as required by Minnesota statute [31]. The site is then graded and stabilized. The cost for the site restoration of non-essential and/or non-contaminated structures has been calculated and is separately presented as "Site Restoration" expenditures in this report.

Summary

The costs to decommission the Monticello station were evaluated for several spent fuel removal scenarios, using both the DECON and SAFSTOR decommissioning alternatives. Regardless of the timing of the decommissioning activities, the estimates to decommission Monticello assume the removal of all contaminated and activated plant components and structural materials such that Xcel Energy may then have unrestricted use of the site with no further requirements for an operating license. In most of the scenarios, spent fuel remains on site following the decommissioning and site restoration of the power block structures. The spent fuel remains in storage at the site until such time that the transfer to a DOE facility can be completed. Once the transfer is complete, the storage facilities are also decommissioned.

The alternatives evaluated in this analysis are described in Section 2. The assumptions are presented in Section 3, along with schedules of annual expenditures. The major cost contributors are identified in Section 6, with detailed activity costs, waste volumes, and associated manpower requirements delineated in Appendices C through J. The major cost components are also identified in the cost summary provided at the end of this section.

---

31 Minnesota Administrative Rule part 7035.0400 "General Requirements"

The estimates presented in this document reflect the total cost to decontaminate the nuclear unit, manage the spent fuel until the DOE is able to complete the transfer to a federal facility, dismantle the plant and restore the site for alternative use.

The cost elements in the estimates for the four DECON and SAFSTOR alternatives are assigned to one of three subcategories: NRC License Termination (radiological remediation), Spent Fuel Management, and Site Restoration. The subcategory "NRC License Termination" is used to accumulate costs that are consistent with "decommissioning" as defined by the NRC in its financial assurance regulations (i.e., 10 CFR §50.75). The cost reported for this subcategory is generally sufficient to terminate the unit's operating license, recognizing that there may be some additional cost impact from spent fuel management. The License Termination cost subcategory also includes costs to decommission the ISFSI (as required by 10 CFR §72.30). Section 3.4.1 provides the basis for the ISFSI decommissioning cost.

The "Spent Fuel Management" subcategory contains costs associated with the containerization and transfer of spent fuel from the wet storage pool to the ISFSI, as well as the transfer of the spent fuel in storage at the ISFSI to the DOE. Costs are included for the operation of the storage pool and the management of the ISFSI until such time that the transfer is complete. It does not include any spent fuel management expenses incurred prior to the cessation of plant operations, nor does it include any costs related to the final disposal of the spent fuel.

"Site Restoration" is used to capture costs associated with the dismantling and demolition of buildings and facilities demonstrated to be free from contamination. This includes structures never exposed to radioactive materials, as well as those facilities that have been decontaminated to appropriate levels. Structures are completely removed (including foundations) and backfilled to conform to local surface elevation.

It should be noted that the costs assigned to these subcategories are allocations. Delegation of cost elements is for the purposes of comparison (e.g., with NRC financial guidelines) or to permit specific financial treatment (e.g., Asset Retirement Obligation determinations). In reality, there can be considerable interaction between the activities in the three subcategories. For example, Xcel Energy may decide to remove non-contaminated structures early in the project to improve access to highly contaminated facilities or plant components. In these instances, the non-contaminated removal costs could be reassigned from Site Restoration to an NRC License Termination support activity. However, in general, the allocations represent a reasonable accounting of those costs that can be expected to be incurred for the specific subcomponents of the total estimated program cost, if executed as described.

As noted within this document, the estimates were developed and costs are presented in 2020 dollars. As such, the estimates do not reflect the escalation of costs (due to inflationary and market forces) over the remaining operating life of the plant or during the decommissioning period.

SCENARIO 1: DECON WITH 42 YEARS DFS
DECOMMISSIONING COST ELEMENTS
(thousands of 2020 dollars)

Cost Element	Total
Decontamination	24,330
Removal	124,923
Packaging	26,543
Transportation	14,145
Waste Disposal	114,148
Off-site Waste Processing	57,444
Program Management [1]	291,793
Site Security	300,359
Spent Fuel Pool Isolation	14,576
Spent Fuel Storage (Direct Costs) [2]	243,342
Insurance and Regulatory Fees	39,755
Energy	10,030
Characterization and Licensing Surveys	23,012
Property Taxes	55,377
Miscellaneous Equipment	7,411
Railroad Track Maintenance	6,915
Retention and Severance	41,002
Security Modifications	10,000
Total [3]	1,405,104

Cost Element	Total
NRC License Termination	776,139
Spent Fuel Management	555,579
Site Restoration	73,386
Total [3]	1,405,104

[1] Includes engineering costs

[2] Includes costs for the dry storage system components, spent fuel loading and transfer, spent fuel pool O&M and EP fees, but excludes program management costs (staffing), security and other related costs

[3] Columns may not add due to rounding

SCENARIO 2: DECON WITH 60 YEAR DFS
DECOMMISSIONING COST ELEMENTS
(thousands of 2020 dollars)

Cost Element	Total
Decontamination	24,330
Removal	124,923
Packaging	26,543
Transportation	14,145
Waste Disposal	114,148
Off-site Waste Processing	57,444
Program Management [1]	317,534
Site Security	389,439
Spent Fuel Pool Isolation	14,576
Spent Fuel Storage (Direct Costs) [2]	301,663
Insurance and Regulatory Fees	53,689
Energy	10,030
Characterization and Licensing Surveys	23,012
Property Taxes	73,368
Miscellaneous Equipment	7,411
Railroad Track Maintenance	9,505
Retention and Severance	41,002
Security Modifications	10,000
Total [3]	1,612,762

Cost Element	Total
NRC License Termination	776,139
Spent Fuel Management	763,237
Site Restoration	73,386
Total [3]	1,612,762

[1] Includes engineering costs

[2] Includes costs for the dry storage system components, spent fuel loading and transfer, spent fuel pool O&M and EP fees, but excludes program management costs (staffing), security and other related costs

[3] Columns may not add due to rounding

SCENARIO 3: DECON WITH 100 YEAR DFS
DECOMMISSIONING COST ELEMENTS
(thousands of 2020 dollars)

Cost Element	Total
Decontamination	24,330
Removal	125,011
Packaging	26,543
Transportation	14,145
Waste Disposal	114,148
Off-site Waste Processing	57,444
Program Management [1]	502,435
Site Security	587,397
Spent Fuel Pool Isolation	14,576
Spent Fuel Storage (Direct Costs) [2]	875,124
Insurance and Regulatory Fees	84,655
Energy	10,030
Characterization and Licensing Surveys	23,012
Property Taxes	113,348
Miscellaneous Equipment	7,411
Railroad Track Maintenance	15,260
Retention and Severance	41,002
Security Modifications	10,000
Total [3]	2,645,871

Cost Element	Total
NRC License Termination	776,228
Spent Fuel Management	1,795,906
Site Restoration	73,737
Total [3]	2,645,871

[1] Includes engineering costs

[2] Includes costs for the dry storage system components, spent fuel loading and transfer, spent fuel pool O&M and EP fees, but excludes program management costs (staffing), security and other related costs

[3] Columns may not add due to rounding

SCENARIO 4: DECON WITH 200 YEAR DFS
DECOMMISSIONING COST ELEMENTS
(thousands of 2020 dollars)

Cost Element	Total
Decontamination	24,330
Removal	125,011
Packaging	26,543
Transportation	14,145
Waste Disposal	114,148
Off-site Waste Processing	57,444
Program Management [1]	782,364
Site Security	1,082,311
Spent Fuel Pool Isolation	14,576
Spent Fuel Storage (Direct Costs) [2]	1,961,162
Insurance and Regulatory Fees	162,073
Energy	10,030
Characterization and Licensing Surveys	23,012
Property Taxes	213,298
Miscellaneous Equipment	7,411
Railroad Track Maintenance	29,650
Retention and Severance	41,002
Security Modifications	10,000
Total [3]	4,698,509

Cost Element	Total
NRC License Termination	776,228
Spent Fuel Management	3,848,543
Site Restoration	73,737
Total [3]	4,698,509

[1] Includes engineering costs

[2] Includes costs for the dry storage system components, spent fuel loading and transfer, spent fuel pool O&M and EP fees, but excludes program management costs (staffing), security and other related costs

[3] Columns may not add due to rounding

SCENARIO 5: SAFSTOR WITH 42 YEAR DFS
DECOMMISSIONING COST ELEMENTS
(thousands of 2020 dollars)

Cost Element	Total
Decontamination	30,303
Removal	130,385
Packaging	17,375
Transportation	10,222
Waste Disposal	82,277
Off-site Waste Processing	67,679
Program Management [1]	415,951
Site Security	379,377
Spent Fuel Pool Isolation	14,576
Spent Fuel Storage (Direct Costs) [2]	233,722
Insurance and Regulatory Fees	61,212
Energy	23,983
Characterization and Licensing Surveys	24,381
Property Taxes	227,954
Miscellaneous Equipment	21,371
Railroad Track Maintenance	9,258
Retention and Severance	41,002
Security Modifications	10,000
Total [3]	1,801,028

Cost Element	Total
NRC License Termination	1,258,686
Spent Fuel Management	479,749
Site Restoration	62,593
Total [3]	1,801,028

[1] Includes engineering costs

[2] Includes costs for the dry storage system components, spent fuel loading and transfer, spent fuel pool O&M and EP fees, but excludes program management costs (staffing), security and other related costs

[3] Columns may not add due to rounding

SCENARIO 6: SAFSTOR WITH 60 YEAR DFS
DECOMMISSIONING COST ELEMENTS
(thousands of 2020 dollars)

Cost Element	Total
Decontamination	30,303
Removal	130,503
Packaging	17,378
Transportation	10,223
Waste Disposal	82,289
Off-site Waste Processing	67,679
Program Management [1]	433,069
Site Security	431,859
Spent Fuel Pool Isolation	14,576
Spent Fuel Storage (Direct Costs) [2]	289,013
Insurance and Regulatory Fees	66,507
Energy	23,983
Characterization and Licensing Surveys	24,381
Property Taxes	238,521
Miscellaneous Equipment	21,371
Railroad Track Maintenance	9,258
Retention and Severance	41,002
Security Modifications	10,000
Total [3]	1,941,915

Cost Element	Total
NRC License Termination	1,250,097
Spent Fuel Management	629,040
Site Restoration	62,778
Total [3]	1,941,915

[1] Includes engineering costs

[2] Includes costs for the dry storage system components, spent fuel loading and transfer, spent fuel pool O&M and EP fees, but excludes program management costs (staffing), security and other related costs

[3] Columns may not add due to rounding

SCENARIO 7: SAFSTOR WITH 100 YEAR DFS
DECOMMISSIONING COST ELEMENTS
(thousands of 2020 dollars)

Cost Element	Total
Decontamination	29,939
Removal	130,623
Packaging	22,597
Transportation	10,222
Waste Disposal	82,285
Off-site Waste Processing	67,679
Program Management [1]	544,148
Site Security	611,726
Spent Fuel Pool Isolation	14,576
Spent Fuel Storage (Direct Costs) [2]	863,002
Insurance and Regulatory Fees	97,864
Energy	24,005
Characterization and Licensing Surveys	24,381
Property Taxes	278,126
Miscellaneous Equipment	21,371
Railroad Track Maintenance	14,886
Retention and Severance	41,002
Security Modifications	10,000
Total [3]	2,888,431

Cost Element	Total
NRC License Termination	1,248,652
Spent Fuel Management	1,580,426
Site Restoration	59,354
Total [3]	2,888,431

[1] Includes engineering costs

[2] Includes costs for the dry storage system components, spent fuel loading and transfer, spent fuel pool O&M and EP fees, but excludes program management costs (staffing), security and other related costs

[3] Columns may not add due to rounding

SCENARIO 8: SAFSTOR WITH 200 YEAR DFS
DECOMMISSIONING COST ELEMENTS
(thousands of 2020 dollars)

Cost Element	Total
Decontamination	29,939
Removal	130,623
Packaging	22,597
Transportation	10,222
Waste Disposal	82,285
Off-site Waste Processing	67,679
Program Management [1]	824,077
Site Security	1,061,840
Spent Fuel Pool Isolation	14,576
Spent Fuel Storage (Direct Costs) [2]	1,949,073
Insurance and Regulatory Fees	175,282
Energy	24,005
Characterization and Licensing Surveys	24,381
Property Taxes	378,076
Miscellaneous Equipment	21,371
Railroad Track Maintenance	29,275
Retention and Severance	41,002
Security Modifications	10,000
Total [3]	4,896,303

Cost Element	Total
NRC License Termination	1,248,733
Spent Fuel Management	3,588,216
Site Restoration	59,354
Total [3]	4,896,303

[1] Includes engineering costs

[2] Includes costs for the dry storage system components, spent fuel loading and transfer, spent fuel pool O&M and EP fees, but excludes program management costs (staffing), security and other related costs

[3] Columns may not add due to rounding

1. INTRODUCTION

This report presents estimates of the cost to decommission the Monticello Nuclear Generating Plant (Monticello) and the operation and eventual decommissioning of the on-site Independent Spent Fuel Storage Installation (ISFSI) for the selected decommissioning scenarios following the scheduled cessation of plant operations. The estimates are designed to provide Xcel Energy with the information to assess its current decommissioning liability, as it relates to Monticello.

The analysis relies upon site-specific, technical information from an earlier evaluation prepared in 2017, [1]* updated to reflect current assumptions pertaining to the disposition of the nuclear plant and relevant industry experience in undertaking such projects. The costs are based on several key assumptions in areas of regulation, component characterization, high-level radioactive waste management, low-level radioactive waste disposal, performance uncertainties (contingency) and site restoration requirements.

The analysis is not a detailed engineering evaluation, but an estimate prepared in advance of the detailed engineering required to carry out the decommissioning of the nuclear unit. It may also not reflect the actual plan to decommission Monticello; the plan may differ from the assumptions made in this analysis based on facts that exist at the time of decommissioning.

The 2017 plant inventory was reviewed for this analysis. It serves as the basis for the decontamination and dismantling requirements, cost, and the decommissioning waste streams. The review confirmed that there were no substantive changes to the configuration of the plant or site facilities that would impact decommissioning over the last three years.

1.1 OBJECTIVES OF STUDY

The objectives of this study are to prepare comprehensive estimates of the cost to decommission Monticello, to provide a sequence or schedule for the associated activities, and to develop waste stream projections from the decontamination and dismantling activities.

The operating license was originally issued for the plant on September 8th, 1970, and was valid for a period of 40 years. In early 2005, Nuclear Management Company (as agent for Xcel Energy), submitted an application for

* Annotated references for citations in Sections 1-6 are provided in Section 7

a renewed license (i.e., 20 year extension). The application was approved by the NRC in November 2006. Therefore, for the purposes of this study, the final shutdown date (license expiration) for Monticello is September 8th, 2030, assuming a 60-year operating life (the current operating license's expiration date).

1.2 SITE DESCRIPTION

Monticello is located on the Mississippi River within the city limits of Monticello, in Wright County, Minnesota. The plant is located approximately 30 miles northwest of the Minneapolis-St. Paul area.

The Nuclear Steam Supply System (NSSS) consists of a single cycle, forced circulation, low power density boiling water reactor. The reactor recirculation system is comprised of the reactor vessel; the two loop reactor recirculation system with its pumps, pipes, and valves; the main steam piping up to the main steam isolation valves; and the reactor auxiliary systems piping. The system is housed within a "containment system," consisting of a steel light bulb-shaped drywell, a steel doughnut-shaped pressure suppression chamber, and interconnecting vent pipes. This system provides the first containment barrier surrounding the reactor vessel and reactor primary system. The reactor building provides secondary containment and is designed as a controlled leakage structure.

The saturated steam leaving the reactor vessel flows through the four main steam lines to the main turbine located in the turbine building. After passing through the main turbine, low-pressure steam is condensed, the non-condensable gases are removed, and the condensate is demineralized before being returned to the reactor vessel through the reactor feedwater system heaters. The turbine-generator system converts the thermodynamic energy of the steam into electrical energy. The unit's turbine-generator consists of one single-flow, high-pressure, and two double-flow, low-pressure turbines driving a direct-coupled generator at 1800 rpm. Heat rejected in the main condenser is removed by the circulating water system.

The circulating water system has been designed for open cycle once-through cooling towers, closed cycle with cooling towers, or for variations of these modes, i.e., partial recirculation. The system for open cycle operation consists of an intake structure with two half-capacity circulating water pumps, piping river water through the condenser to a discharge structure where the water enters a 1000-foot long canal that returns the water to the river downstream from the intake. Two induced-draft cooling towers are used during the open

and closed cycle operations. Cooled effluent returns by gravity to the intake structure from the cooling tower basins.

1.3 REGULATORY GUIDANCE

The Nuclear Regulatory Commission (NRC or Commission) provided initial decommissioning requirements in its rule "General Requirements for Decommissioning Nuclear Facilities," issued in June 1988.[2] This rule set forth financial criteria for decommissioning licensed nuclear power facilities. The regulation addressed decommissioning planning needs, timing, funding methods, and environmental review requirements. The intent of the rule was to ensure that decommissioning would be accomplished in a safe and timely manner and that adequate funds would be available for this purpose. Subsequent to the rule, the NRC issued Regulatory Guide 1.159, "Assuring the Availability of Funds for Decommissioning Nuclear Reactors,[3]" which provided additional guidance to the licensees of nuclear facilities on the financial methods acceptable to the NRC staff for complying with the requirements of the rule. The regulatory guide addressed the funding requirements and provided guidance on the content and form of the financial assurance mechanisms indicated in the rule.

The rule defined three decommissioning alternatives as being acceptable to the NRC: DECON, SAFSTOR, and ENTOMB. The DECON alternative assumes that any contaminated or activated portion of the plant's systems, structures, and facilities are removed or decontaminated to levels that permit the site to be released for unrestricted use shortly after the cessation of plant operations while the SAFSTOR and ENTOMB alternatives defer the process.

The rule also placed limits on the time allowed to complete the decommissioning process. For the SAFSTOR alternative, the process is restricted in overall duration to 60 years, unless it can be shown that a longer duration is necessary to protect public health and safety. The guidelines for ENTOMB are similar, providing the NRC with both sufficient leverage and flexibility to ensure that these deferred options are only used in situations where it is reasonable and consistent with the definition of decommissioning. At the conclusion of a 50 to 60-year dormancy period (or longer for ENTOMB if the NRC approves such a case), the site would still require significant remediation to meet the unrestricted release limits for license termination.

The ENTOMB alternative has not been viewed as a viable option for power reactors due to the significant time required to isolate the long-lived radionuclides for decay to permissible levels. However, with rulemaking permitting the controlled release of a site, [4] the NRC did re-evaluate the

alternative. The resulting feasibility study, based upon an assessment by Pacific Northwest National Laboratory, concluded that the method did have conditional merit for some, if not most reactors. The staff also found that additional rulemaking would be needed before this option could be treated as a generic alternative.

The NRC had considered rulemaking to alter the 60-year time for completing decommissioning and to clarify the use of engineered barriers for reactor entombments.[5] However, the NRC's staff has recommended that rulemaking be deferred, based upon several factors, e.g., no licensee has committed to pursuing the entombment option, the unresolved issues associated with the disposition of greater-than-Class C material (GTCC), and the NRC's current priorities, at least until after the additional research studies are complete. The Commission concurred with the staff's recommendation. In a draft regulatory basis document published in March 2017 in support of rulemaking that would amend NRC regulations concerning nuclear plant decommissioning, the NRC staff proposes removing any discussion of the ENTOMB option from existing guidance documents since the method is not deemed practically feasible.

In 1996, the NRC published revisions to the general requirements for decommissioning nuclear power plants. [6] When the regulations were originally adopted in 1988, it was assumed that the majority of licensees would decommission at the end of the facility's operating licensed life. Since that time, several licensees permanently and prematurely ceased operations. Exemptions from certain operating requirements were required once the reactor was defueled to facilitate the decommissioning. Each case was handled individually, without clearly defined generic requirements. The NRC amended the decommissioning regulations in 1996 to clarify ambiguities and codify procedures and terminology as a means of enhancing efficiency and uniformity in the decommissioning process. The new amendments allow for greater public participation and better define the transition process from operations to decommissioning.

Under the revised regulations, licensees will submit written certification to the NRC within 30 days after permanent shutdown. Certification will also be required once the fuel is permanently removed from the reactor vessels. Submittal of these notices will entitle the licensee to a fee reduction and eliminate the obligation to follow certain requirements needed only during operation of the reactor. Prior to or within two years following permanent cessation of operations, the licensee is required to submit a Post-Shutdown Decommissioning Activities Report (PSDAR) to the NRC, and a copy to the affected State(s) (10 CFR 50.82(a)(4)(i)). The PSDAR describes the planned decommissioning activities, the associated sequence and schedule, and an

estimate of expected costs. Prior to completing decommissioning, the licensee is required to submit applications to the NRC to terminate the license, which will include a License Termination Plan (LTP).

In 2011, the NRC published amended regulations to improve decommissioning planning and thereby reduce the likelihood that any current operating facility will become a legacy site.[7] The regulations require licensees to report additional details in their decommissioning cost estimate including a decommissioning estimate for the ISFSI. This estimate is provided in Appendix K.

1.3.1 High-Level Radioactive Waste Management

Congress passed the "Nuclear Waste Policy Act" [8] (NWPA) in 1982, assigning the federal government's long-standing responsibility for disposal of the spent nuclear fuel created by the commercial nuclear generating plants to the DOE. The DOE was to begin accepting spent fuel by January 31, 1998; however, to date no progress in the removal of spent fuel from commercial generating sites has been made.

Today, the country is at an impasse on high-level waste disposal, even with the License Application for a geologic repository submitted by the DOE to the NRC in 2008. The Obama administration cut the budget for the repository program while promising to "conduct a comprehensive review of policies for managing the back end of the nuclear fuel cycle … and make recommendations for a new plan." Towards this goal, the administration appointed a Blue Ribbon Commission on America's Nuclear Future (Blue Ribbon Commission) to make recommendations for a new plan for nuclear waste disposal. The Blue Ribbon Commission's charter includes a requirement that it consider "[o]ptions for safe storage of used nuclear fuel while final disposition pathways are selected and deployed."[9]

On January 26, 2012, the Blue Ribbon Commission issued its "Report to the Secretary of Energy" containing a number of recommendations on nuclear waste disposal. Two of the recommendations that may impact decommissioning planning are:

- "[T]he United States [should] establish a program that leads to the timely development of one or more consolidated storage facilities"[10]
- "[T]he United States should undertake an integrated nuclear waste management program that leads to the timely

development of one or more permanent deep geological facilities for the safe disposal of spent fuel and high-level nuclear waste."

In January 2013, the DOE issued the "Strategy for the Management and Disposal of Used Nuclear Fuel and High-Level Radioactive Waste," in response to the recommendations made by the Blue Ribbon Commission and as "a framework for moving toward a sustainable program to deploy an integrated system capable of transporting, storing, and disposing of used nuclear fuel..." [11] This document states:

"With the appropriate authorizations from Congress, the Obama Administration planned to implement a program over the next 10 years that would have:

- Sites, designs and licenses, constructs and begins operations of a pilot interim storage facility by 2021 with an initial focus on accepting used nuclear fuel from shut-down reactor sites;
- Advances toward the siting and licensing of a larger interim storage facility to be available by 2025 that will have sufficient capacity to provide flexibility in the waste management system and allows for acceptance of enough used nuclear fuel to reduce expected government liabilities; and
- Makes demonstrable progress on the siting and characterization of repository sites to facilitate the availability of a geologic repository by 2048."

The NRC's review of DOE's license application to construct a geologic repository at Yucca Mountain was suspended in 2011 when the Obama Administration significantly reduced the budget for completing that work. However, the US Court of Appeals for the District of Columbia Circuit issued a writ of mandamus (in August 2013) [12] ordering NRC to comply with federal law and restart its review of DOE's Yucca Mountain repository license application to the extent of previously appropriated funding for the review. That review is now complete with the publication of the five-volume safety evaluation report. A supplement to DOE's environmental impact statement and an adjudicatory hearing on the contentions filed by interested parties must be completed before a licensing decision can be made. Although the DOE proposed it would start fuel acceptance in 2025, no progress has been made in the repository program since DOE's 2013 strategy was issued except for the completion of the Yucca Mountain safety evaluation report.

Holtec International submitted a license application to the NRC on March 30, 2017 for a consolidated interim spent fuel storage facility in southeast New Mexico called HI-STORE CIS (Consolidated Interim Storage) under the provisions of 10 CFR Part 72. The application is currently under NRC review.

A centralized interim storage project was initiated by Waste Control Specialists (WCS) for a site in Andrews County, Texas, adjacent to WCS's existing low-level radioactive waste and hazardous waste storage and disposal facilities. The NRC license application for this project was filed in April 2016. In April 2017, WCS asked the NRC to suspend the review of this application. Subsequently, WCS and Orano USA (formerly Areva Nuclear Materials) formed a joint venture to license the facility. In response to letters to the NRC in June and July 2018 from the joint venture, Interim Storage Partners, the NRC restarted its review of the application.

On May 10, 2018, the U.S. House of Representatives passed H.R. 3053, the "Nuclear Waste Policy Amendments Act of 2018." Proposed to amend the Nuclear Waste Policy Act of 1982, the legislation, if approved by the Senate and signed by the President, would provide the DOE the authority to site, construct, and operate one or more Monitored Retrieval Storage (MRS) facilities while a permanent repository is licensed and constructed and/or to enter into an MRS agreement with a non-Federal entity for temporary storage.

Completion of the decommissioning process is dependent upon the DOE's ability to remove spent fuel from the site in a timely manner. DOE's repository program had originally assumed that spent fuel allocations would be accepted for disposal from the nation's commercial nuclear plants, with limited exceptions, in the order (the "queue") in which it was discharged from the reactor.[13] However, the Blue Ribbon Commission, in its final report, noted that: "[A]ccepting spent fuel according to the OFF [Oldest Fuel First] priority ranking instead of giving priority to shutdown reactor sites could greatly reduce the cost savings that could be achieved through consolidated storage if priority could be given to accepting spent fuel from shutdown reactor sites before accepting fuel from still-operating plants. …. The magnitude of the cost savings that could be achieved by giving priority to shutdown sites appears to be large enough (i.e., in the billions of dollars) to warrant DOE exercising its right under the Standard Contract to move this fuel first."

The state of Minnesota directed the Public Utilities Commission, "when considering approval of a plan for the accrual of funds for the decommissioning of nuclear facilities" …to "include an evaluation of the costs, if any, arising from storage of used nuclear fuel that may be incurred by the state of Minnesota, and any tribal community, county, city, or township where used nuclear fuel is located following the cessation of operations at a nuclear plant."[14]

The state of Minnesota statute also prescribed the parameters to be used in evaluating spent fuel management costs. "To assist the commission in making the determination … the filing shall provide cost estimates, including ratepayer impacts, assuming used nuclear fuel will be stored in the state for 60 years, 100 years, and 200 years following the cessation of operation of the nuclear plant."

Xcel Energy's current spent fuel management plan for the Monticello spent fuel is based in general upon:

1) Fuel transferred from the pool to the ISFSI within 4 years of shutdown;
2) Exchange of Prairie Island and Monticello spent fuel acceptance rights to best manage the overall cost of spent fuel storage for both plants;
3) Fuel will be shipped in the existing NUHOMS DSCs (Scenarios 1, 2, 5, and 6); the NUHOMS are periodically replaced in Scenarios 3, 4, 7 and 8. Canisters that are unloaded in the spent fuel transfer operation will be surveyed for neutron activation.
4) As an allowance, some of these canisters and NUHOMS modules from the first off-load operation are assumed to be mildly neutron activated and therefore must be disposed of as radioactive waste.
5) For the 100 and 200 year dry fuel storage scenarios (Scenarios 3, 4, 7 and 8) the canisters and casks will be replaced on a 50 year schedule using a dry transfer facility. [15]
6) Currently Monticello is storing spent fuel assemblies at the Morris Operation facility of GE Hitachi Nuclear Energy in Morris, Illinois. These assemblies will be shipped for final disposal to DOE prior to the removal of fuel from the Monticello site.

The NRC requires that licensees establish a program to manage and provide funding for the caretaking of all irradiated fuel at the reactor site until title of the fuel is transferred to the Secretary of Energy,

pursuant to 10 CFR Part 50.54(bb). [16] This requirement is prepared for through inclusion of certain cost elements in the decommissioning estimates, for example, associated with the isolation and continued operation of the spent fuel pool and the ISFSI.

The spent fuel pool is expected to contain freshly discharged assemblies (from the most recent refueling cycles) as well as the final reactor core at shutdown. In the DECON and SAFSTOR scenarios, the assemblies are packaged into dry shielded canisters (DSCs) over the first four years after shutdown for transfer to the ISFSI for interim storage. It is assumed that this period provides the necessary cooling for the final core to meet the transport and/or storage requirements for decay heat.

An ISFSI, operated under a Part 50 General License (in accordance with 10 CFR 72, Subpart K [17]), has been constructed to support continued plant operations. The facility is assumed to be expanded to support decommissioning. This will allow decommissioning activities to proceed within the reactor building.

DOE has breached its obligations to remove fuel from reactor sites, and has also failed to provide the plant owners with information about how it will ultimately perform. DOE officials have stated that DOE does not have an obligation to accept already-canistered fuel without an amendment to DOE's contracts with plant licensees to remove the fuel (the "Standard Contract"), but DOE has not explained what any such amendment would involve. Consequently, Xcel Energy has no information or expectations on how DOE will remove fuel from the site in the future. In the absence of information about how DOE will perform, and for purposes of this analysis only, it is assumed that DOE will accept already-canistered fuel. If this assumption is incorrect, it is assumed that DOE will have liability for costs incurred to transfer the fuel to DOE-supplied containers.

Xcel Energy's position is that the DOE has a contractual obligation to accept Monticello's fuel earlier than the projections set out above, consistent with its contract commitments. No assumption made in this study should be interpreted to be inconsistent with this claim. However, including the cost of storing spent fuel in this study is appropriate to ensure the availability of sufficient decommissioning funds at the end of the station's life if the DOE has not met its obligation. The cost for the interim storage of spent fuel has been calculated and is separately presented as "Spent Fuel Management" expenditures in this report.

1.3.2 Low-Level Radioactive Waste Disposal

The contaminated and activated material generated in the decontamination and dismantling of a commercial nuclear reactor is classified as low-level (radioactive) waste, although not all of the material is suitable for "shallow-land" disposal. With the passage of the "Low-Level Radioactive Waste Policy Act" in 1980, [18] and its Amendments of 1985, [19] the states became ultimately responsible for the disposition of low-level radioactive waste generated within their own borders. It was expected that groups of states would combine together to jointly deal with their radioactive wastes; these organizations are referred to as waste disposal compacts.

With the exception of Texas, no new compact facilities have been successfully sited, licensed, and constructed. The Texas Compact disposal facility is now operational and waste is being accepted from generators within the Compact by the operator, Waste Control Specialists (WCS). The facility is also able to accept limited quantities of non-Compact waste.

Disposition of the various waste streams produced by the decommissioning process considered all options and services currently available to Xcel Energy. The majority of the low-level radioactive waste designated for direct disposal (Class A [20]) can be sent to Energy*Solutions*' facility in Clive, Utah. Therefore, disposal costs for Class A waste were based upon current contract rates. This facility is not licensed to receive the higher activity portion (Classes B and C) of the decommissioning waste stream.

The Texas facility is licensed to receive the higher activity waste forms (Classes B and C). As such, for this analysis, disposal costs for the Class B and C waste were based upon the preliminary and indicative information on the cost for such from WCS.

The dismantling of the components residing closest to the reactor core generates radioactive waste considered unsuitable for shallow-land disposal (i.e., low-level radioactive waste with concentrations of radionuclides that exceed the limits established by the NRC for Class C radioactive waste (GTCC)). The Low-Level Radioactive Waste Policy Amendments Act of 1985 assigned the federal government the responsibility for the disposal of this material. The Act also stated that the beneficiaries of the activities resulting in the generation of such radioactive waste bear all reasonable costs of disposing of such waste.

The DOE issued its final Environmental Impact Statement for the disposal of GTCC on January 2016.[21] The study evaluated the potential environmental impacts associated with constructing and operating a new facility or using an existing facility, disposal methods, and locations. DOE is awaiting Congressional action on the report and its recommendations. At this time, the federal government has not identified a specific cost for disposing of GTCC or a schedule for acceptance.

For purposes of this analysis, the GTCC radioactive waste is assumed to be packaged and disposed of in a similar manner as high-level waste and at a cost equivalent to that envisioned for the spent fuel. The GTCC is packaged in the same canisters used for spent fuel and either stored on site or shipped directly to a DOE facility as it is generated (depending upon the timing of the decommissioning and whether the spent fuel has been removed from the site prior to the start of decommissioning).

A significant portion of the metallic waste material generated during decommissioning may only be potentially contaminated by radioactive materials. This waste can be surveyed on site or shipped off site to licensed facilities for further analysis, for processing and/or for conditioning/recovery. Reduction in the volume of low-level radioactive waste requiring disposal in a licensed low-level radioactive waste disposal facility can be accomplished through a variety of methods, including analyses and surveys or decontamination to isolate the portion of waste that does not require disposal as radioactive waste, compaction, incineration or metal melt. The estimates reflect the savings from waste recovery/volume reduction.

1.3.3 Radiological Criteria for License Termination

In 1997, the NRC published Subpart E, "Radiological Criteria for License Termination," [22] amending 10 CFR §20. This subpart provides radiological criteria for releasing a facility for unrestricted use. The regulation states that the site can be released for unrestricted use if radioactivity levels are such that the average member of a critical group would not receive a Total Effective Dose Equivalent (TEDE) in excess of 25 millirem per year, and provided that residual radioactivity has been reduced to levels that are As Low As Reasonably Achievable (ALARA). The decommissioning estimates assume that the Monticello site will be remediated to a residual level consistent with the NRC-prescribed level.

It should be noted that the NRC and the Environmental Protection Agency (EPA) differ on the amount of residual radioactivity considered acceptable in site remediation. The EPA has two limits that apply to radioactive materials. An EPA limit of 15 millirem per year is derived from criteria established by the Comprehensive Environmental Response, Compensation, and Liability Act (CERCLA or Superfund). [23] An additional and separate limit of 4 millirem per year, as defined in 40 CFR §141.66, is applied to drinking water. [24]

On October 9, 2002, the NRC signed an agreement with the EPA on the radiological decommissioning and decontamination of NRC-licensed sites. The Memorandum of Understanding (MOU) [25] provides that EPA will defer exercise of authority under CERCLA for the majority of facilities decommissioned under NRC authority. The MOU also includes provisions for NRC and EPA consultation for certain sites when, at the time of license termination, (1) groundwater contamination exceeds EPA-permitted levels; (2) NRC contemplates restricted release of the site; and/or (3) residual radioactive soil concentrations exceed levels defined in the MOU.

The MOU does not impose any new requirements on NRC licensees and should reduce the involvement of the EPA with NRC licensees who are decommissioning. Most sites are expected to meet the NRC criteria for unrestricted use, and the NRC believes that only a few sites will have groundwater or soil contamination in excess of the levels specified in the MOU that trigger consultation with the EPA. However, if there are other hazardous materials on the site, the EPA may be involved in the cleanup. As such, the possibility of dual regulation remains for certain licensees. The present study does not include any costs for this occurrence.

FIGURE 1.1
MONTICELLO NUCLEAR GENERATING PLANT
GENERAL PLAN

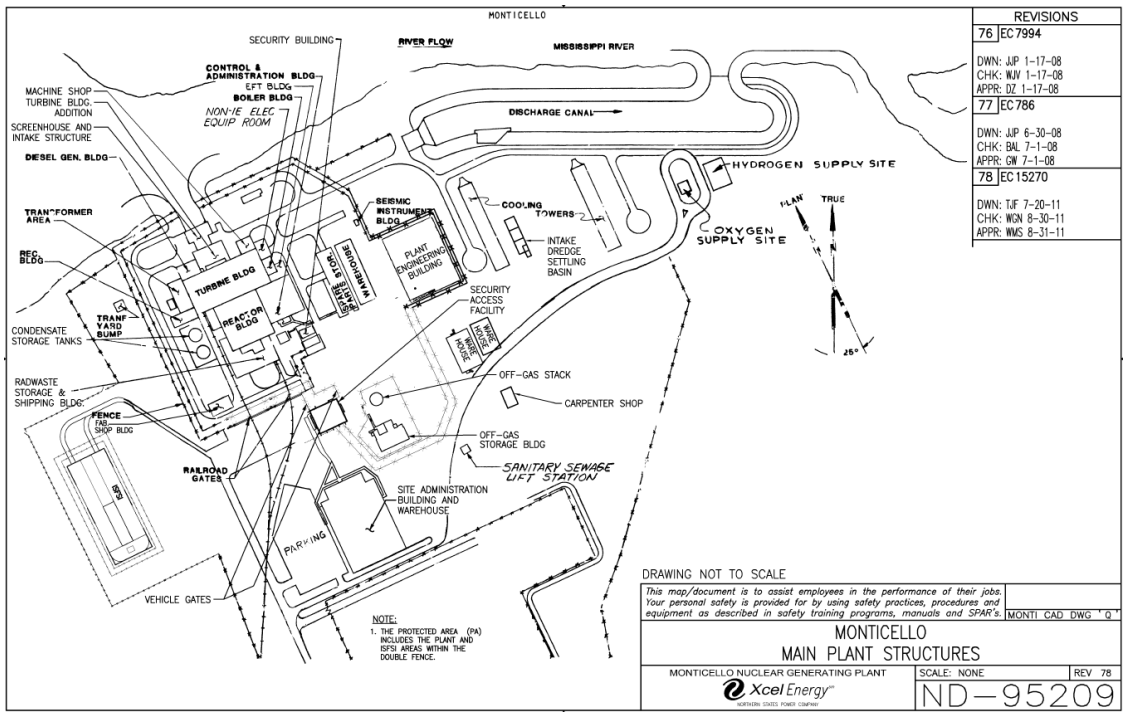

FIGURE 1.2
MONTICELLO NUCLEAR GENERATING PLANT
AERIAL VIEW

FIGURE 1.3
MONTICELLO NUCLEAR GENERATING PLANT
REACTOR BUILDING SECTION



2. DECOMMISSIONING ALTERNATIVES

Detailed cost estimates were developed to decommission Monticello based upon the approved decommissioning alternatives: DECON and SAFSTOR. Although the alternatives differ with respect to technique, process, cost, and schedule, they attain the same result: the ultimate release of the site for unrestricted use.

The following scenarios were evaluated and are intended to bound the liability associated with the removal of spent fuel from the site. The current operating license expires in 2030. The scenarios consist of four spent fuel management scenarios, each with a DECON and a SAFSTOR decommissioning scenario for eight total scenarios, The duration of the spent fuel scenarios has little impact to the decommissioning costs and timing of the power block systems and structures. The spent fuel in the plant's spent fuel storage pool is transferred to the ISFSI within the first four years. The equipment, structures, and portions of the plant containing radioactive contaminants are removed or decontaminated to a level that permits the facility to be released for unrestricted use. Non-essential structures are then demolished. Spent fuel storage operations continue at the ISFSI until the transfer of the fuel to the DOE is completed (as shown in the "Last Spent Fuel Assembly" column in the following table).

Scenario	1st Spent Fuel Canister Replacement	1st Spent Fuel Assembly Removed from Monticello	Last Spent Fuel Assembly Removed from Monticello	Scenario Identification
1	n/a	2052	2072	DECON with 42 Year DFS+
2	n/a	2078	2090	DECON with 60 Year DFS
3	2058	2118	2130	DECON with 100 Year DFS
4	2058	2218	2230	DECON with 200 Year DFS
5	n/a	2052	2072	SAFSTOR with 42 Year DFS
6	n/a	2078	2090	SAFSTOR with 60 Year DFS
7	2058	2118	2130	SAFSTOR with 100 Year DFS
8	2058	2218	2230	SAFSTOR with 200 Year DFS

* Spent fuel stored at Morris is removed after fuel stored at the Monticello site.
+ Dry Fuel Storage

For Scenarios 1 and 5, although they only provide a total fuel storage period of 42 years following shutdown, some of the Monticello casks have been in storage since 2008. Xcel Energy directed TLG Services to not include the cost of transferring the spent fuel in dry storage to new canisters for those casks that exceed 50 years. The assumption to not transfer spent fuel at 50-years total storage duration for these two scenarios was premised on the likelihood that the life of the canisters could be successfully extended for the additional years.

For Scenarios 2 and 6, although they provide a total fuel storage period of nominally 60 years following shutdown, Xcel Energy directed TLG Services to not include the cost of transferring the spent fuel in dry storage to new canisters at the 50-year mark.

In Scenarios 3, 4, 7 and 8, the Dry Shielded Canisters (DSCs) are assumed to be replaced after fifty years of use. Since the Reactor Building spent fuel storage pool and fuel handling facilities are removed by the year 2038, a dry fuel transfer facility is assumed to be constructed on site to perform the transfers from the old to the new DSCs. For Scenarios 3 and 7, two such transfer is needed over the time frame assumed. For Scenarios 4 and 8, the spent fuel will be transferred four times following initial placement in the ISFSI.

The following sections describe the basic activities associated with each alternative. Although detailed procedures for each activity identified are not provided, and the actual sequence of work may vary, the activity descriptions provide a basis not only for estimating but also for the expected scope of work (i.e., engineering and planning at the time of decommissioning).

The conceptual approach that the NRC has described in its regulations divides decommissioning into three phases. The initial phase commences with the effective date of permanent cessation of operations and involves the transition of both plant and licensee from reactor operations (i.e., power production) to facilitate de-activation and closure. During the first phase, notification is to be provided to the NRC certifying the permanent cessation of operations and the removal of fuel from the reactor vessel. The licensee would then be prohibited from reactor operation.

The second phase encompasses activities during the storage period or during major decommissioning activities, or a combination of the two. The third phase pertains to the activities involved in license termination. The decommissioning estimates developed for Monticello are also divided into phases or periods; however, demarcation of the phases is based upon major milestones within the project or significant changes in the projected expenditures.

2.1 DECON

The DECON alternative, as defined by the NRC, is "the alternative in which the equipment, structures, and portions of a facility and site containing radioactive contaminants are removed or decontaminated to a level that permits the property to be released for unrestricted use shortly after cessation of operations." This study does not address the cost to dispose of the spent fuel residing at the site; such costs are funded through a surcharge on electrical generation. However, the study does estimate the costs incurred with the interim on-site storage of the fuel pending shipment by the DOE to an off-site disposal facility. Those costs are separately presented as "Spent Fuel Management" expenditures in this report.

2.1.1 Period 1 - Preparations

In anticipation of the cessation of plant operations, detailed preparations are undertaken to provide a smooth transition from plant operations to site decommissioning. Through implementation of a staffing transition plan, the organization required to manage the intended decommissioning activities is assembled from available plant staff and outside resources. Preparations include the planning for permanent defueling of the reactor, revision of technical specifications applicable to the operating conditions and requirements, a characterization of the facility and major components, and the development of the PSDAR.

Engineering and Planning

The PSDAR, required prior to, or within two years of permanent cessation of operations, provides a description of the licensee's planned decommissioning activities, a timetable, a site-specific decommissioning cost estimate, and the associated financial requirements of the intended decommissioning program. Upon receipt of the PSDAR, the NRC will make the document available to the public for comment in a local meeting to be held in the vicinity of the reactor site. Ninety days following submittal and NRC receipt of the PSDAR, the licensee may begin to perform major decommissioning activities under a modified 10 CFR §50.59 procedure, (10 CFR §50.59 establishes the conditions under which licensees may make changes to the facility or procedures and conduct test or experiments, i.e., without prior NRC approval). Major activities are defined as any activity that results in permanent removal of major radioactive components, permanently modifies the structure of the containment, or results in dismantling components (for shipment)

containing GTCC, as defined by 10 CFR §61. Major components are further defined as comprising the reactor vessel and internals, large bore reactor recirculation system piping, and other large components that are radioactive. The NRC includes the following additional criteria for use of the §50.59 process in decommissioning. The proposed activity must not:

- foreclose release of the site for possible unrestricted use,
- significantly increase decommissioning costs,
- cause any significant environmental impact not previously reviewed, or
- result in there no longer being reasonable assurance that adequate funds will be available for decommissioning

Existing operational technical specifications are reviewed and modified to reflect plant conditions and the safety concerns associated with permanent cessation of operations. The environmental impact associated with the planned decommissioning activities is also considered. Typically, a licensee will not be allowed to proceed if the consequences of a particular decommissioning activity are greater than that bounded by previously evaluated environmental assessments or impact statements. In this instance, the licensee would have to submit a license amendment for the specific activity and update the environmental report.

The decommissioning program outlined in the PSDAR will be designed to accomplish the required tasks within the ALARA guidelines (as defined in 10 CFR §20) for protection of personnel from exposure to radiation hazards. It will also address the continued protection of the health and safety of the public and the environment during the dismantling activity. Consequently, with the development of the PSDAR, activity specifications, cost-benefit and safety analyses, and work packages and procedures, would be assembled to support the proposed decontamination and dismantling activities.

Site Preparations

Following final plant shutdown, and in preparation for actual decommissioning activities, the following activities are initiated:

- Characterization of the site and surrounding environs. This includes radiation surveys of work areas, major components (including the

reactor vessel and its internals), internal piping, and primary shield cores.

- An ISFSI has been constructed to support continued plant operation and will need to be expanded following the cessation of operations to offload the spent fuel pool in support of the decommissioning program.
- Isolation of the spent fuel storage pool and fuel handling systems, such that decommissioning operations can commence on the balance of the plant. Decommissioning operations are scheduled around the fuel handling area to optimize the overall project schedule. It is assumed that the fuel pool remains operational for the transfer of fuel for approximately four years following the cessation of operations.
- Specification of transport and disposal requirements for activated materials and/or hazardous materials, including shielding and waste stabilization.
- Development of procedures for occupational exposure control, control and release of liquid and gaseous effluent, processing of radwaste (including dry-active waste, resins, filter media, metallic and non-metallic components generated in decommissioning), site security and emergency programs, and industrial safety.
- Perform chemical decontamination of the NSSS to reduce radiation levels in support of removal operations.

2.1.2 Period 2 - Decommissioning Operations

This period includes the physical decommissioning activities associated with the removal and disposal of contaminated and activated components and structures, including the successful amendment of the 10 CFR §50 operating license (releasing the site, exclusive of the ISFSI). Significant decommissioning activities in this phase include:

- Construction of temporary facilities and/or modification of existing facilities to support dismantling activities. This may include a centralized processing area to facilitate equipment removal and component preparations for off-site disposal.
- Reconfiguration and modification of site structures and facilities as needed to support decommissioning operations. This may include the upgrading of roads (on- and off-site) to facilitate hauling and transport. Modifications may be required to the containment

structure to facilitate access of large/heavy equipment. Modifications may also be required to the refueling area of the reactor building to support the segmentation of the reactor vessel internals and component extraction.

- Transfer of the spent fuel from the spent fuel storage pool to the ISFSI pad for interim storage.
- Design and fabrication of temporary and permanent shielding to support removal and transportation activities, construction of contamination control envelopes, and the procurement of specialty tooling.
- Procurement (lease or purchase) of shipping canisters, cask liners, and industrial packages.
- Decontamination of components and piping systems as required to control (minimize) worker exposure.
- Removal of piping and components no longer essential to support decommissioning operations.
- Transfer of the steam separator and dryer assemblies to the dryer-separator pool for segmentation. Segmentation by weight and activity maximizes the loading of the shielded transport casks. The operations are conducted under water using remotely operated tooling and contamination controls.
- Disconnection of the control blades from the drives on the vessel lower head. Blades are transferred to the spent fuel pool for packaging.
- Disassembly, segmentation, and packaging of the core shroud and in-core guide tubes. Some of the material is expected to exceed Class C disposal requirements. As such, those segments are packaged in modified fuel storage canisters for geologic disposal.
- Removal and segmentation of the remaining internals including the jet pump assemblies, fuel support castings, and core plate assembly.
- Removal of spent fuel storage racks from spent fuel pool, and cleanup of spent fuel pool.
- Draining and decontamination of the reactor well and the permanent sealing of the spent fuel transfer gate. Installation of a shielded platform for segmentation of the reactor vessel. Cutting operations are performed in air using remotely operated equipment within a contamination control envelope, with the water level maintained just below the cut to minimize the working area dose rates. Sections are

transferred to the dryer-separator pool for packaging and interim storage.

- Disconnection of the control rod drives and instrumentation tubes from the reactor vessel lower head. The lower reactor head and vessel supporting structure are then segmented.
- Removal of the reactor recirculation pumps. Exterior surfaces are decontaminated and openings covered. Components can serve as their own burial containers provided that all penetrations are properly sealed.
- Demolition of the sacrificial shield wall activated concrete by controlled demolition.
- Expansion of the ISFSI and transfer of the spent fuel from the storage pool to the ISFSI pad for interim storage. Spent fuel storage operations continue throughout the active decommissioning period. Fuel transfer to DOE is expected to be completed by the end of the year 2072 (Scenario 1).

At least two years prior to the anticipated date of license termination, an LTP is required. Submitted as a supplement to the Final Safety Analysis Report (FSAR) or its equivalent, the plan must include: a site characterization, description of the remaining dismantling activities, plans for site remediation, procedures for the final radiation survey, designation of the end use of the site, an updated cost estimate to complete the decommissioning, and any associated environmental concerns. The NRC will notice the receipt of the plan, make the plan available for public comment, and schedule a local meeting. LTP approval will be subject to any conditions and limitations as deemed appropriate by the Commission. The licensee may then commence with the final remediation of site facilities and services, including:

- Removal of remaining plant systems and associated components as they become nonessential to the decommissioning program or worker health and safety (e.g., waste collection and treatment systems, electrical power and ventilation systems).
- Removal of the steel liners from the drywell, disposing of the activated and contaminated sections as radioactive waste. Removal of any activated/contaminated concrete.
- Removal of the steel liners from the dryer/separator pool, reactor well, and spent fuel storage pool.
- Surveys of the decontaminated areas of the containment structure.

- Removal of the contaminated equipment and material from the turbine and radwaste buildings, and any other contaminated facility. Use radiation and contamination control techniques until radiation surveys indicate that the structures can be released for unrestricted access and conventional demolition. This activity may necessitate the dismantling and disposition of most of the systems and components (both clean and contaminated) located within these buildings. This activity will facilitate surface decontamination and subsequent verification surveys required prior to obtaining release for demolition.
- Removal of the remaining components, equipment, and plant services in support of the area release survey(s).
- Routing of material removed in the decontamination and dismantling to a central processing area. Material certified to be free of contamination is released for unrestricted disposition, e.g., as scrap, recycle, or general disposal. Contaminated material is characterized and segregated for additional off-site processing (disassembly, chemical cleaning, volume reduction, and waste treatment), and/or packaged for controlled disposal at a low-level radioactive waste disposal facility.

Incorporated into the LTP is the Final Survey Plan. This plan identifies the radiological surveys to be performed once the decontamination activities are completed and is developed using the guidance provided in the "Multi-Agency Radiation Survey and Site Investigation Manual (MARSSIM)."[26] This document incorporates the statistical approaches to survey design and data interpretation used by the EPA. It also identifies commercially available instrumentation and procedures for conducting radiological surveys. Use of this guidance ensures that the surveys are conducted in a manner that provides a high degree of confidence that applicable NRC criteria are satisfied. Once the survey is complete, the results are provided to the NRC in a format that can be verified. The NRC then reviews and evaluates the information, performs an independent confirmation of radiological site conditions, and makes a determination on the requested change to the operating license (that would release the property, exclusive of the ISFSI, for unrestricted use).

The NRC will amend the operating license to reduce the licensed area to the ISFSI area if it determines that site remediation has been performed in accordance with the LTP, and that the terminal radiation survey and associated documentation demonstrate that the property (exclusive of the ISFSI) is suitable for release.

2.1.3 Period 3 - Site Restoration

Following completion of decommissioning operations, site restoration activities will begin. Efficient removal of the contaminated materials and verification that residual radionuclide concentrations are below the NRC limits will result in substantial damage to many of the structures. Although performed in a controlled and safe manner, blasting, coring, drilling, scarification (surface removal), and the other decontamination activities will substantially degrade power block structures including the reactor, turbine and radwaste buildings. Under certain circumstances, verifying that subsurface radionuclide concentrations meet NRC site release requirements will require removal of grade slabs and lower floors, potentially weakening footings and structural supports. This removal activity will be necessary for those facilities and plant areas where historical records, when available, indicate the potential for radionuclides having been present in the soil, where system failures have been recorded, or where it is required to confirm that subsurface process and drain lines were not breached over the operating life of the station.

Dismantling of site structures following decommissioning is clearly the most appropriate and cost-effective option. It is unreasonable to anticipate that these structures would be repaired and preserved after the radiological contamination is removed. The effort to dismantle site structures with a work force already mobilized on site is more efficient than if the process were deferred. Site facilities quickly degrade without maintenance, adding additional expense and creating potential hazards to the public as well as to future workers. Abandonment creates a breeding ground for vermin infestation as well as other biological hazards.

This cost study presumes that non-essential structures and site facilities are dismantled as a continuation of the decommissioning activity. Foundations and exterior walls are completely removed, including foundations and basemats, as required by Minnesota regulations. [27] Site areas affected by the dismantling activities are restored and the plant area graded as required to prevent ponding, establish erosion control by the planting of native vegetation, and inhibit the refloating of subsurface materials.

Non-contaminated concrete rubble produced by demolition activities is processed to remove reinforcing steel and miscellaneous embedments. All non-contaminated materials are trucked to an off-site area for

disposal as construction debris. Subgrade voids are backfilled with clean construction fill, suitable under Minnesota regulations.

2.1.4 ISFSI Operations and Decommissioning

The ISFSI will continue to operate under a general license (10 CFR §50) following the amendment of the operating license to release the adjacent (power block) property. Assuming that Monticello spent fuel shipments begin in 2052, the process is not expected to be completed until 2072 (Scenario 1). Any delay in the transfer process, for example, due to a delay in the scheduled opening of the geologic repository, a slower acceptance rate, or a combination of both, can result in a longer on-site residence time for the fuel discharge from the reactor, as well as additional caretaking expenses. Scenarios 3 and 4 address extended delay periods, which includes the assumption that the spent fuel DSCs will need to be replaced every fifty years.

The assumed design for the ISFSI is based upon the use of a multi-purpose dry shielded storage canister and a NUHOMS horizontal storage module for pad storage.

At the conclusion of the spent fuel transfer process, the ISFSI will be decommissioned. The Commission will terminate the license if it determines that the remediation of the ISFSI has been performed in accordance with an ISFSI license termination plan and that the final radiation survey and associated documentation demonstrate that the facility is suitable for release. Once the requirements are satisfied, the NRC can terminate the license for the ISFSI.

For purposes of this cost analysis, it is assumed that once the DSCs containing the spent fuel assemblies have been removed, any required decontamination is performed on the storage overpacks (some minor neutron-induced activation is assumed), and the license for the facility terminated, the concrete overpacks can be dismantled using conventional techniques for the demolition of reinforced concrete. The concrete storage pad is then removed and the area regraded. This topic is discussed in greater detail in section 3.4.1.

2.2 SAFSTOR

The NRC defines SAFSTOR as "the alternative in which the nuclear facility is placed and maintained in a condition that allows the nuclear facility to be safely stored and subsequently decontaminated (deferred decontamination) to

levels that permit release for unrestricted use." The facility is left intact (during the dormancy period), with structures maintained in a sound condition. Systems not required to operate in support of the spent fuel pool or site surveillance and security are drained, de-energized, and secured. Minimal cleaning/removal of loose contamination and/or fixation and sealing of remaining contamination are performed. Access to contaminated areas is secured to provide controlled access for inspection and maintenance.

The engineering and planning requirements are similar to those for the DECON alternative. Site preparations are also similar to those for the DECON alternative. However, with the exception of the required radiation surveys and site characterizations, the mobilization and preparation of site facilities is less extensive.

2.2.1 Period 1 - Preparations

Preparations for long-term storage include the planning for permanent defueling of the reactor, revision of technical specifications appropriate to the operating conditions and requirements, a characterization of the facility and major components, and the development of the PSDAR.

The process of placing the plant in safe-storage includes, but is not limited to, the following activities:

- Isolation of the spent fuel storage services and fuel handling systems located in the reactor building so that safe-storage operations may commence on the balance of the plant. This activity may be carried out by plant personnel in accordance with existing operating technical specifications. Activities are scheduled around the fuel handling systems to the greatest extent possible.
- Draining and de-energizing of the non-contaminated systems not required to support continued site operations or maintenance.
- Disposing of contaminated filter elements and resin beds not required for processing wastes from layup activities for future operations.
- Draining of the reactor vessel, with the internals left in place and the vessel head secured.
- Draining and de-energizing non-essential, contaminated systems with decontamination as required for future maintenance and inspection.

- Preparing lighting and alarm systems whose continued use is required; de-energizing portions of fire protection, electric power, and HVAC systems whose continued use is not required.
- Cleaning of the loose surface contamination from building access pathways.
- Performing an interim radiation survey of plant, posting warning signs where appropriate.
- Erecting physical barriers and/or securing all access to radioactive or contaminated areas, except as required for inspection and maintenance.
- Installing security and surveillance monitoring equipment and relocating security fence around secured structures, as required.

2.2.2 Period 2 - Dormancy

The second phase identified by the NRC in its rule addresses licensed activities during a storage period and is applicable to the dormancy phases of the deferred decommissioning alternatives. Dormancy activities include a 24-hour security force, preventive and corrective maintenance on security systems, area lighting, general building maintenance, heating and ventilation of buildings, routine radiological inspections of contaminated structures, maintenance of structural integrity, and a site environmental and radiation monitoring program. Resident maintenance personnel perform equipment maintenance, inspection activities, routine services to maintain safe conditions, adequate lighting, heating, and ventilation, and periodic preventive maintenance on essential site services.

An environmental surveillance program is carried out during the dormancy period to ensure that releases of radioactive material to the environment are prevented and/or detected and controlled. Appropriate emergency procedures are established and initiated for potential releases that exceed prescribed limits. The environmental surveillance program constitutes an abbreviated version of the program in effect during normal plant operations.

Security during the dormancy period is conducted primarily to protect the spent nuclear fuel while it is on site, prevent unauthorized entry, and to protect the public from the consequences of their own actions. The security fence, sensors, alarms, and other surveillance equipment provide security. Fire and radiation alarms are also monitored and

maintained. While remote surveillance is an option, it does not offer the immediate response time of a physical presence.

The length of the dormancy period is such that decommissioning (license termination) of the station (excluding the ISFSI) is accomplished within 60 years of final shutdown. During Scenario 5, the transfer of the spent fuel to a DOE facility continues during this period until complete. The Scenario 6 SAFSTOR has the site remain in dormancy following spent fuel removal to the maximum extent possible, such that the licenses are terminated within the required 60-year time period. Scenarios 7 and 8 address extended delay periods, which include the assumption that the spent fuel DSCs will need to be replaced every fifty years.

It is required that the licensee submit an application to terminate each license, along with a LTP (described in Section 2.1.2), thereby initiating delayed decommissioning.

2.2.3 Periods 3 and 4 - Delayed Decommissioning

With the beginning of the third phase, prior to the commencement of decommissioning operations, preparations are undertaken to reactivate site services and prepare for decommissioning. Preparations include engineering and planning, a detailed site characterization, and the assembly of a decommissioning management organization. Final planning for activities and the writing of activity specifications and detailed procedures are also initiated at this time.

Much of the work in developing a termination plan is relevant to the development of the detailed engineering plans and procedures. The activities associated with this phase and the follow-on decontamination and dismantling processes are detailed in Sections 2.1.1 and 2.1.2. The primary difference between the sequences anticipated for the DECON and SAFSTOR scenarios is the absence, in the latter, of any constraint on the availability of the fuel storage pool located within the reactor building for decommissioning.

Variations in the length of the dormancy period are expected to have some effect upon the quantities of radioactive wastes generated from system and structure removal operations. However, given the levels of radioactivity and spectrum of radionuclides expected from approximately sixty years of plant operation, no plant process system identified as being contaminated upon final shutdown will become releasable due to the decay period alone. (i.e., there is no significant

reduction in the waste generated from the decommissioning activities). Due to the lower activity levels, a greater percentage of the waste volume can be designated for off-site processing and recovery.

The delay in decommissioning also yields lower working area radiation levels. As such, the estimate for the delayed scenarios incorporate reduced ALARA controls for the SAFSTOR's lower occupational exposure potential.

Although the initial radiation levels due to ^{60}Co will substantially decrease during the dormancy period, the internal components of the reactor vessel will still exhibit sufficiently high radiation dose rates to require remote sectioning under water due to the presence of long-lived radionuclides such as ^{94}Nb, ^{59}Ni, and ^{63}Ni. Therefore, the dismantling procedures described for the DECON alternative would still be employed during this scenario. Portions of the sacrificial shield wall will still be radioactive due to the presence of activated trace elements with long half-lives (^{152}Eu and ^{154}Eu). Decontamination will require controlled removal and disposal. It is assumed that radioactive corrosion products on inner surfaces of piping and components will not have decayed to levels that will permit unrestricted use or allow conventional removal. These systems and components will be surveyed as they are removed and disposed of in accordance with the existing radioactive release criteria.

2.2.4 Period 5 - Site Restoration

Following completion of decommissioning operations, site-restoration activities can begin. Dismantling, as a continuation of the decommissioning process, is a cost-effective option, as described in Section 2.1.3. The basis for the dismantling cost in this scenario is consistent with that described for DECON, presuming the removal of structures and site facilities to include the existing foundations and basemats, and the limited restoration of the site.

2.2.5 ISFSI Operations and Decommissioning

For Scenarios 7 and 8, the ISFSI will continue to operate under a general license as authorized by 10 CFR Part 72 following the amendment of the operating license to release the adjacent (power block) property. Assuming that Monticello spent fuel shipments begin in 2118, the process is not expected to be completed until 2130 (Scenario 7). Assuming that Monticello spent fuel shipments begin in 2218, the

process is not expected to be completed until 2230 (Scenario 8). Any delay in the transfer process, for example, due to a delay in the scheduled opening of the geologic repository, a slower acceptance rate, or a combination of both, can result in a longer on-site residence time for the fuel, as well as additional caretaking expenses. ISFSI operations will include the assumption that the spent fuel DSCs will need to be replaced every fifty years.

Operations and decommissioning activities for Scenarios 7 and 8 during a SAFSTOR scenario proceed in a similar fashion to the Scenario 3 and 4 following DECON, as discussed in Section 2.1.4.

3. COST ESTIMATES

The cost estimates prepared for decommissioning Monticello consider the unique features of the site, including the NSSS, power generation systems, support services, site buildings, and ancillary facilities. The basis of the estimates, including the sources of information relied upon, the estimating methodology employed, site-specific considerations, and other pertinent assumptions, is described in this section.

3.1 BASIS OF ESTIMATES

The estimates were developed using the site-specific, technical information from the 2017 analysis. The plant inventory, the basis for the decontamination and dismantling requirements and cost, and the decommissioning waste streams, was reviewed for this analysis; no substantive changes were identified over the three-year period (between estimate) to the configuration of the plant or site facilities that would impact decommissioning. The site-specific considerations and assumptions used in the previous evaluation were also revisited; no necessary modifications were identified.

3.2 METHODOLOGY

The methodology used to develop the estimates follows the basic approach originally presented in the AIF/NESP-036 study report, "Guidelines for Producing Commercial Nuclear Power Plant Decommissioning Cost Estimates,"[28] and the DOE "Decommissioning Handbook."[29] These documents present a unit factor method for estimating decommissioning activity costs, which simplifies the estimating calculations. Unit factors for concrete removal ($/cubic yard), steel removal ($/ton), and cutting costs ($/inch) were developed using local labor rates. The activity-dependent costs were estimated with the item quantities (cubic yards and tons), developed from plant drawings and inventory documents. Removal rates and material costs for the conventional disposition of components and structures relied upon information available in the industry publication, "Building Construction Cost Data," published by RSMeans. [30]

The unit factor method provides a demonstrable basis for establishing reliable cost estimates. The detail provided in the unit factors, including activity duration, labor costs (by craft), and equipment and consumable costs, ensures that essential elements have not been omitted. Appendix A presents the detailed development of a typical unit factor. Appendix B provides the values contained within one set of factors developed for this analysis.

Regulatory Guide 1.184 [31] describes the methods and procedures that are acceptable to the NRC staff for implementing the requirements that relate to the initial activities and the major phases of the decommissioning process. The costs and schedules presented in this analysis follow the general guidance and sequence in the regulations. The format and content of the estimates is also consistent with the recommendations of Regulatory Guide 1.202. [32]

This analysis reflects lessons learned from TLG's involvement in the Shippingport Station Decommissioning Project, completed in 1989, as well as the decommissioning of the Cintichem reactor, hot cells, and associated facilities, completed in 1997. In addition, the planning and engineering for the Rancho Seco, Trojan, Yankee Rowe, Big Rock Point, Maine Yankee, Humboldt Bay-3, Oyster Creek, Connecticut Yankee, Crystal River, Vermont Yankee, Fort Calhoun, Pilgrim, and Indian Point nuclear units have provided additional insight into the process, the regulatory aspects, and the technical challenges of decommissioning commercial nuclear units.

Work Difficulty Factors

The estimates follow the principles of ALARA through the use of work duration adjustment factors. These factors address the impact of activities such as radiological protection instruction, mock-up training, and the use of respiratory protection and protective clothing. The factors lengthen a task's duration, increasing costs and lengthening the overall schedule. ALARA planning is considered in the costs for engineering and planning, and in the development of activity specifications and detailed procedures. Changes to worker exposure limits may impact the decommissioning cost and project schedule.

Work difficulty adjustment factors (WDFs) account for the inefficiencies in working in a power plant environment. The factors are assigned to each unique set of unit cost factors, commensurate with the inefficiencies associated with working in confined, hazardous environments. The ranges used for the WDFs are as follows:

- Access Factor 10% to 20%
- Respiratory Protection Factor 10% to 50%
- Radiation/ALARA Factor 10% to 40%
- Protective Clothing Factor 10% to 30%
- Work Break Factor 8.33%

The factors and their associated range of values were developed in conjunction with the AIF/NESP-036 study. The application of the factors is discussed in more detail in that publication.

Scheduling Program Durations

The unit factors, adjusted by the WDFs as described above, are applied against the inventory of materials to be removed in the radiologically controlled areas. The resulting man-hours, or crew-hours, are used in the development of the decommissioning program schedule, using resource loading and event sequencing considerations. The scheduling of conventional removal and dismantling activities are based upon productivity information available from the RSMeans "Building Construction Cost Data" publication. Dismantling of the fuel handing systems and decontamination of the spent fuel pool is also dependent upon the timetable for the transfer of the spent fuel assemblies from the pool to the ISFSI.

The program schedule is used to determine the period-dependent costs for program management, administration, field engineering, equipment rental, contracted services, etc. The study relies upon regional or site-specific salary and wage rates for the personnel associated with the intended program.

3.3 FINANCIAL COMPONENTS OF THE COST MODEL

TLG's proprietary decommissioning cost model, DECCER, produces a number of distinct cost elements. These direct expenditures, however, do not comprise the total cost to accomplish the project goal, i.e., license termination and site restoration.

3.3.1 Contingency

Inherent in any cost estimate that does not rely on historical data is the inability to specify the precise source of costs imposed by factors such as tool breakage, accidents, illnesses, weather delays, and labor stoppages. In the DECCER cost model, contingency fulfills this role. Contingency is added to each line item to account for costs that are difficult or impossible to develop analytically. Such costs are historically inevitable over the duration of a job of this magnitude; therefore, this cost analysis includes funds to cover these types of expenses.

The activity- and period-dependent costs are combined to develop the total decommissioning cost. A contingency is then applied on a line-item basis, using one or more of the contingency types listed in the

AIF/NESP-036 study. "Contingencies" are defined in the American Association of Cost Engineers "Project and Cost Engineers' Handbook"[33] as "specific provision for unforeseeable elements of cost within the defined project scope; particularly important where previous experience relating estimates and actual costs has shown that unforeseeable events which will increase costs are likely to occur." The cost elements in this analysis are based upon ideal conditions and maximum efficiency; therefore, consistent with industry practice, a contingency factor has been applied. In the AIF/NESP-036 study, the types of unforeseeable events that are likely to occur in decommissioning are discussed and guidelines are provided for percentage contingency in each category. It should be noted that contingency, as used in this analysis, does not account for price escalation and inflation in the cost of decommissioning over the remaining operating life of the station.

The use and role of contingency within decommissioning estimates is not a "safety factor issue." Safety factors provide additional security and address situations that may never occur. Contingency funds are expected to be fully expended throughout the program. They also provide assurance that sufficient funding is available to accomplish the intended tasks. An estimate without contingency, or from which contingency has been removed, can disrupt the orderly progression of events and jeopardize a successful conclusion to the decommissioning process.

For example, the most technologically challenging task in decommissioning a commercial nuclear plant is the disposition of the reactor vessel and internal components, now highly radioactive after a lifetime of exposure to core activity. The disposition of these components forms the basis of the critical path (schedule) for decommissioning operations. Cost and schedule are interdependent, and any deviation in schedule has a significant impact on cost for performing a specific activity.

Disposition of the reactor vessel internals involves the underwater cutting of complex components that are highly radioactive. Costs are based upon optimum segmentation, handling, and packaging scenarios. The schedule is primarily dependent upon the turnaround time for the heavily shielded shipping casks, including preparation, loading, and decontamination of the containers for transport. The number of casks required is a function of the pieces generated in the segmentation activity, a value calculated on optimum performance of the tooling employed in cutting the various subassemblies. The expected

optimization, however, may not be achieved, resulting in delays and additional program costs. For this reason, contingency must be included to mitigate the consequences of the expected inefficiencies inherent in this complex activity, along with related concerns associated with the operation of highly specialized tooling, field conditions, and water clarity.

Contingency funds are an integral part of the total cost to complete the decommissioning process. Exclusion of this component puts at risk a successful completion of the intended tasks and, potentially, subsequent related activities. For this study, TLG examined the major activity-related problems (decontamination, segmentation, equipment handling, packaging, transport, and waste disposal) that necessitate a contingency. Individual activity contingencies ranged from 10% to 75%, depending on the degree of difficulty judged to be appropriate from TLG's actual decommissioning experience. The contingency values used in this study are as follows:

Decontamination	50%
Contaminated Component Removal	25%
Contaminated Component Packaging	10%
Contaminated Component Transport	15%
Low-Level Radioactive Waste Disposal	25%
Low-Level Radioactive Waste Processing	15%
Reactor Segmentation	75%
NSSS Component Removal	25%
Reactor Waste Packaging	25%
Reactor Waste Transport	25%
Reactor Vessel Component Disposal	50%
GTCC Disposal	15%
Staffing	15%
Spent Fuel Management	15%
Non-Radioactive Component Removal	15%
Heavy Equipment and Tooling	15%
Supplies	25%
Engineering	15%
Energy	15%
Insurance and Fees	10%

Characterization and Termination Surveys	30%
Operations and Maintenance Expense	15%
Construction	15%
Property Taxes	10%
ISFSI Decommissioning	25%

The contingency values are applied to the appropriate components of the estimates on a line item basis. A composite value is then reported at the end of each detailed estimate (as provided in Appendices C through J). Appendix K, the ISFSI decommissioning calculation, uses a flat 25% contingency added at the end of the calculation.

3.3.2 Financial Risk

In addition to the routine uncertainties addressed by contingency, another cost element that is sometimes necessary to consider when bounding decommissioning costs relates to uncertainty, or risk. Examples can include changes in work scope, pricing, job performance, and other variations that could conceivably, but not necessarily, occur. Consideration is sometimes necessary to generate a level of confidence in the estimate, within a range of probabilities. TLG considers these types of costs under the broad term "financial risk." Included within the category of financial risk are:

- Transition activities and costs: ancillary expenses associated with eliminating 50% to 80% of the site labor force shortly after the cessation of plant operations, added cost for worker separation packages throughout the decommissioning program, national or company-mandated retraining, and retention incentives for key personnel.
- Delays in approval of the decommissioning plan due to intervention, public participation in local community meetings, legal challenges, and national and local hearings.
- Changes in the project work scope from the baseline estimate, involving the discovery of unexpected levels of contaminants, contamination in places not previously expected, contaminated soil previously undiscovered (either radioactive or hazardous material contamination), variations in plant inventory or configuration not indicated by the as-built drawings.
- Regulatory changes (e.g., affecting worker health and safety, site release criteria, waste transportation, and disposal).

- Policy decisions altering national commitments (e.g., in the ability to accommodate certain waste forms for disposition) or in the timetable for such, for example, the start and rate of acceptance of spent fuel by the DOE.
- Pricing changes for basic inputs such as labor, energy, materials, and disposal. Items subject to widespread price competition (such as materials) may not show significant variation; however, others such as waste disposal could exhibit large pricing uncertainties, particularly in markets where limited access to services is available.

This cost study does not add any additional costs to the estimate for financial risk, since there is insufficient historical data from which to project future liabilities. Consequently, the areas of uncertainty or risk are revisited periodically and addressed through repeated revisions or updates of the base estimates.

3.4 SITE-SPECIFIC CONSIDERATIONS

There are a number of site-specific considerations that affect the method for dismantling and removal of equipment from the site and the degree of restoration required. The cost impacts of the considerations identified below are included in this cost study.

3.4.1 Spent Fuel Management

The cost to dispose of spent fuel generated from plant operations is not reflected within the estimates to decommission Monticello. Ultimate disposition of the spent fuel is within the province of the DOE's Waste Management System, as defined by the Nuclear Waste Policy Act. As such, the disposal cost was financed by a 1 mill/kWhr surcharge paid into the DOE's waste fund during operations. On November 19, 2013, the U.S. Court of Appeals for the D.C. Circuit ordered the Secretary of the Department of Energy to suspend collecting annual fees for nuclear waste disposal from nuclear power plant operators until the DOE has conducted a legally adequate fee assessment.

The NRC does, however, require licensees to establish a program to manage and provide funding for the management of all irradiated fuel at the reactor site until title of the fuel is transferred to the Secretary of Energy. This requirement is prepared for through inclusion of certain high-level waste cost elements within the estimates, as described below.

Xcel Energy's current spent fuel management plan for the Monticello spent fuel is based in general upon:

1) Fuel transferred from the pool to the ISFSI within 4 years of shutdown;
2) Exchange of Prairie Island and Monticello spent fuel acceptance rights to best manage the overall cost of spent fuel storage for both plants;
3) Fuel will be shipped in the existing NUHOMS DSCs (Scenarios 1, 2, 5, and 6); the NUHOMS are periodically replaced in Scenarios 3, 4, 7 and 8. Canisters that are unloaded in the spent fuel transfer operation will be surveyed for neutron activation.
4) As an allowance, some of these canisters and NUHOMS modules from the first off-load operation are assumed to be mildly neutron activated and therefore must be disposed of as radioactive waste.
5) For the 100 and 200 year dry fuel storage scenarios (Scenarios 3, 4, 7 and 8) the canisters and casks will be replaced on a 50 year schedule using a dry transfer facility.
6) Currently Monticello is storing spent fuel assemblies at the Morris Operation facility of GE Hitachi Nuclear Energy in Morris, Illinois. These assemblies will be shipped for final disposal to DOE prior to the removal of fuel from the Monticello site.

This analysis assumes that the existing ISFSI is modified at the cessation of plant operations to accommodate the fuel present in the storage pool at shutdown.

The DOE's repository program assumes that spent fuel will be accepted for disposal from the nation's commercial nuclear plants in the order (the "queue") in which it was removed from service ("oldest fuel first").[34] Repository operations were based upon annual industry-wide receipt of 400 Metric Tons Heavy Metal (MTHM) in the first year of operation, a total of 3,800 MTHM in years 2 through 4 and 3,000 MTHM for year 5 and beyond.[35] This logic supports the spent fuel schedules for Scenarios 1 and 5. All other spent fuel scenarios are consistent with those identified by the Minnesota PSC.

Operation and maintenance costs for the spent fuel pool and ISFSI are included within the estimates and address the costs for staffing the facility, as well as security, insurance, and licensing fees. The estimates also include the costs to purchase, load, and transfer the NUHOMs

DSCs from the pool to the ISFSI. Costs are also provided for the final disposition of the ISFSI once the transfer of the DSCs from the ISFSI to the DOE is complete.

Storage Canister Design

The design and capacity of the ISFSI is based upon the Transnuclear NUHOMS system (with a 61-fuel assembly capacity). The system consists of a multi-purpose (storage and transport) dry shielded storage canister (DSC) and a horizontal storage module (HSM). The existing DSCs and HSMs will remain in the ISFSI until either shipment to the DOE, or until recasked.

Canister Loading and Transfer

The estimates include an average cost of $626,000 for the labor to load/transport the spent fuel from the pool to the ISFSI pad. For estimating purposes an allowance of $361,000 is used for the cost to transfer each fuel canister from the ISFSI pad to the DOE transport vehicle.

Operations and Maintenance

An annual cost (excluding labor) of approximately $845,000 and $112,000 are used for operation and maintenance of the spent fuel pool and the ISFSI, respectively.

At shutdown, the spent fuel pool is expected to contain freshly discharged assemblies (from the most recent refueling cycles). Over the next four years the assemblies are packaged into DSCs for transfer to the ISFSI for transfer to the DOE. It is assumed that the four years provides the necessary cooling period for the final core to meet the decay heat requirements for dry storage. Once the pool is emptied, the spent fuel storage and handling facilities are available for decommissioning.

Replacement of DSCs during ISFSI fuel storage period

Scenarios 1, 2, 5, and 6 do not assume any replacement of the spent fuel storage DSCs (recasking).

The other four cost estimates, Scenarios 3, 4, 7 and 8, include costs to recask the spent fuel, based upon an assumption that the DSC has a limited lifetime of approximately 50 years.

Scenarios 3 and 7, which are 100 years (nominally) in length, considers two repackaging efforts for each DSC in the ISFSI.

Scenario 4 and 8, which are a (nominal) 200-year scenario, assumes that when any DSC in the ISFSI reaches the 50 years of storage milestone, the DSC is replaced. The fuel will be recasked four times following final shutdown of Monticello.

Since the reactor building, spent fuel storage pool, and fuel handling facilities are removed by the year 2038, a dry fuel transfer facility is assumed to be constructed on site to perform the transfers from the old to the new DSCs. Scenarios 3, 4, 7 and 8 include the cost to construct such a transfer facility, as well as additional staffing positions for support of the dry transfer activities, and additional NRC oversight associated with the transfer operations. The decommissioning of this transfer facility is also included in these scenarios.

ISFSI Decommissioning

In accordance with 10 CFR §72.30, licensees must have a proposed decommissioning plan for the ISFSI site and facilities that includes a cost estimate for the plan. The plan should contain sufficient information on the proposed practices and procedures for the decontamination of the ISFSI and for the disposal of residual radioactive materials after all spent fuel, high-level radioactive waste, and reactor-related GTCC waste have been removed.

The NUHOMS multi-purpose dry shielded storage canister with a horizontal, reinforced concrete storage module is used as a basis for the ISFSI decommissioning cost analyses. The modules are assumed to have some level of neutron-induced activation, as a result of the long-term storage of the fuel, i.e., to levels exceeding free-release limits. As an allowance, 8 modules are assumed to require remediation, equivalent to the number of modules required to accommodate the final core offload at Monticello (484 assemblies). The cost of the disposition of this material, as well as the demolition of the ISFSI facility, is included in the estimates.

In accordance with the specific requirements of 10 CFR §72.30 for the ISFSI work scope, the cost estimate for decommissioning the ISFSI reflects: 1) the cost of an independent contractor performing the decommissioning activities; 2) an adequate contingency factor; and 3) the cost of meeting the criteria for unrestricted use. The cost summary

for decommissioning the ISFSI is presented in Appendix K. It contains four different scenarios reflecting the different number of casks present at the end of the ISFSI operations. The demolition of the ISFSI for all eight scenarios is reflected within the estimates.

GTCC

The dismantling of the reactor internals is expected to generate radioactive waste considered unsuitable for shallow land disposal (i.e., low-level radioactive waste with concentrations of radionuclides that exceed the limits established by the NRC for Class C radioactive waste (GTCC)). The Low-Level Radioactive Waste Policy Amendments Act of 1985 assigned the federal government the responsibility for the disposal of this material. The Act also stated that the beneficiaries of the activities resulting in the generation of such radioactive waste bear all reasonable costs of disposing of such waste. [36]

Although the material is not classified as high-level waste, federal regulations under the Act designate that disposal of this material is a federal responsibility under Section 3(b)(1)(D). However, the DOE has not been forthcoming with an acceptance criteria or disposition schedule for this material, and numerous questions remain as to the ultimate disposal cost and waste form requirements.

As such, for purposes of this study, the GTCC has been packaged and disposed of in the same manner as high-level waste, at a cost equivalent to that envisioned for the spent fuel. The number of DSCs required and the packaged volume for GTCC was based upon experience at Maine Yankee (e.g., the constraints on loading as identified in the canister's certificate of compliance), but adjusted for the increased spent fuel capacity of the current DSCs.

It is assumed that the DOE would not accept this waste prior to completing the transfer of spent fuel. Therefore, until such time the DOE is ready to accept GTCC waste, it is reasonable to assume that this material would remain in storage at Monticello (for the four DECON scenarios (1 through 4) and the SAFSTOR scenarios 7 and 8. alternatives). In SAFSTOR scenarios 5 and 6, the GTCC material is shipped directly to a DOE facility as it is generated since the fuel will have been removed from the site prior to the completion of delayed dismantling. GTCC costs have been segregated and included within the "License Termination" expenditures.

3.4.2 Reactor Vessel and Internal Components

In the DECON scenarios, the reactor coolant system components are assumed to be decontaminated using chemical agents prior to the start of cutting operations. This type of decontamination can be expected to have a significant ALARA impact in the DECON scenarios, since the removal work is done within the first few years of shutdown. A decontamination factor (average reduction) of 10 is assumed for the process. Disposal of the decontamination solution effluent is included within the estimate as a "process liquid waste" charge. The SAFSTOR scenarios do not include any decontamination of the reactor system; radioactive decay from the delay period in the dormancy results in similar results.

The reactor pressure vessel and internal components are segmented for disposal in shielded, reusable transportation casks. Segmentation is performed underwater in the dryer-separator pool, where a turntable and remote cutter are installed. The vessel is segmented in place, using a mast-mounted cutter supported off the lower head and directed from a shielded work platform installed overhead in the reactor well. Transportation cask specifications and transportation regulations dictate the segmentation and packaging methodology.

Intact disposal of reactor vessel shells has been successfully demonstrated at several of the sites that have been decommissioned. Access to navigable waterways has allowed these large packages to be transported to the Barnwell disposal site with minimal overland travel. Intact disposal of the reactor vessel and internal components can provide savings in cost and worker exposure by eliminating the complex segmentation requirements, isolation of the GTCC material, and transport/storage of the resulting waste packages. Portland General Electric (PGE) was able to dispose of the Trojan reactor as an intact package (including the internals). However, its location on the Columbia River simplified the transportation analysis since:

- the reactor package could be secured to the transport vehicle for the entire journey, i.e., the package was not lifted during transport,
- there were no man-made or natural terrain features between the plant site and the disposal location that could produce a large drop, and

- transport speeds were very low, limited by the overland transport vehicle and the river barge.

As a member of the Northwest Compact, PGE had a site available for disposal of the package - the US Ecology facility in Washington State. The characteristics of this arid site proved favorable in demonstrating compliance with land disposal regulations.

It is not known whether this option will be available when Monticello ceases operation. Future viability of this option will depend upon the ultimate location of the disposal site, as well as the disposal site licensee's ability to accept highly radioactive packages and effectively isolate them from the environment. Additionally, with BWRs, the diameter of the reactor vessel may severely limit overland transport. Consequently, the study assumes the reactor vessel will require segmentation, as a bounding condition.

3.4.3 Primary System Components

Reactor recirculation piping is cut from the reactor vessel once the water level in the vessel (used for personnel shielding during dismantling and cutting operations in and around the vessel) is dropped below the nozzle zone. The piping is boxed and transported by shielded van. The reactor recirculation pumps and motors are lifted out intact, packaged, and transported for processing and/or disposal.

3.4.4 Main Turbine and Condenser

The main turbine will be dismantled using conventional maintenance procedures. The turbine rotors and shafts will be removed to a laydown area. The lower turbine casings will be removed from their anchors by controlled demolition. The main condensers will also be disassembled and moved to a laydown area. Material is then prepared for transportation to an off-site recycling facility where it will be surveyed and designated for either decontamination or volume reduction, or controlled disposal. Components will be packaged and readied for transport in accordance with the intended disposition.

3.4.5 Transportation Methods

Contaminated piping, components, and structural material other than the highly activated reactor vessel and internal components will qualify as LSA-I, II or III or Surface Contaminated Object, SCO-I or II, as

described in Title 49. [37] The contaminated material will be packaged in Industrial Packages (IP-1, IP-2, or IP-3, as defined in subpart 10 CFR 173.411) for transport unless demonstrated to qualify as their own shipping containers. The reactor vessel and internal components are expected to be transported in accordance with 10 CFR Part 71, as Type B. It is conceivable that the reactor, due to its limited specific activity, could qualify as LSA II or III. However, the high radiation levels on the outer surface would require that additional shielding be incorporated within the packaging so as to attenuate the dose to levels acceptable for transport.

Any fuel cladding failure that occurred during the lifetime of the plant is assumed to have released fission products at sufficiently low levels that the buildup of quantities of long-lived isotopes (e.g., ^{137}Cs, ^{90}Sr, or transuranics) has been prevented from reaching levels exceeding those that permit the major reactor components to be shipped under current transportation regulations and disposal requirements.

Transport of the highly activated metal, produced in the segmentation of the reactor vessel and internal components, will be by shielded truck cask. Cask shipments may exceed 95,000 pounds, including vessel segment(s), supplementary shielding, cask tie-downs, and tractor-trailer. The maximum level of activity per shipment assumed permissible was based upon the license limits of the available shielded transport casks. The segmentation scheme for the vessel and internal segments is designed to meet these limits.

Transportation costs for Class A radioactive material requiring controlled disposal are based upon the mileage to the Energy*Solutions* facility in Clive, Utah. Transportation costs for the higher activity Class B and C radioactive material are based upon the mileage to the WCS facility in Andrews County, Texas. The transportation cost for the GTCC material is assumed to be contained within the disposal cost. Transportation costs for off-site waste processing are based upon the mileage to Oak Ridge, Tennessee. Truck transport costs were estimated using published tariffs from Tri-State Motor Transit. [38]

3.4.6 Low-Level Radioactive Waste Disposal

To the greatest extent practical, metallic material generated in the decontamination and dismantling processes is processed to reduce the total cost of controlled disposal. Material meeting the regulatory and/or site release criterion, is released as scrap, requiring no further cost

consideration. Conditioning (preparing the material to meet the waste acceptance criteria of the disposal site) and recovery of the waste stream is performed off site at a licensed processing center. Any material leaving the site is subject to a survey and release charge, at a minimum.

The mass of radioactive waste generated during the various decommissioning activities at the site is shown on a line-item basis in the detailed Appendices C through J, and summarized in Section 5. The quantified waste summaries shown in these tables are consistent with 10 CFR Part 61 classifications. Commercially available steel containers are presumed to be used for the disposal of piping, small components, and concrete. Larger components can serve as their own containers, with proper closure of all openings, access ways, and penetrations. The volumes are calculated based on the exterior package dimensions for containerized material or a specific calculation for components serving as their own waste containers.

The more highly activated reactor components will be shipped in reusable, shielded truck casks with disposable liners. In calculating disposal costs, the burial fees are applied against the liner volume and weight, with surcharges added for the special handling requirements and the radiological characteristics of the payload. Packaging efficiencies are lower for the highly activated materials (greater than Type A quantity waste), where high concentrations of gamma-emitting radionuclides limit the capacity of the shipping canisters.

The cost to dispose of the lowest level and majority of the material generated from the decontamination and dismantling activities is based upon representative costs for disposal at Energy*Solutions* facility in Clive, Utah. Disposal costs for the higher activity waste (Class B and C) were based upon preliminary and indicative information from WCS for the Andrews County facility.

Material exceeding Class C limits (limited to material closest to the reactor core and comprising less than 1% of the total waste volume) is generally not suitable for shallow-land disposal. This material is packaged in the same multipurpose canisters used for spent fuel storage/transport, for eventual transfer to the DOE for disposal.

3.4.7 Site Conditions Following Decommissioning

The NRC will amend or terminate the unit license if it determines that site remediation has been performed in accordance with the license

termination plan, and that the terminal radiation survey and associated documentation demonstrate that the facility is suitable for release. The NRC's involvement in the decommissioning process will end at this point. Building codes and environmental regulations will dictate the next step in the decommissioning process, as well as Xcel Energy's own future plans for the site, e.g., the electrical switchyard will remain in support of the regional transmission and distribution system.

Asphalt surfaces in the immediate vicinity of site buildings are broken up and the material disposed of as construction debris. The site access road will remain.

Only existing site structures are considered in the dismantling cost. All subgrade structures are removed. The voids are backfilled with clean debris and capped with soil. The site is then re-graded to conform to the adjacent landscape. Vegetation is established to inhibit erosion. These "non-radiological costs" are included in the total cost of decommissioning.

Bulk excavation of soil and material in the immediate vicinity of the reactor building is included to remove various duct banks, catch basins, and underground utilities that may exist.

The estimates do not assume the remediation of any significant volume of contaminated soil. This assumption may be affected by continued plant operations and/or future regulatory actions, such as the development of site-specific release criteria.

3.5 ASSUMPTIONS

The following are the major assumptions made in the development of the estimates for decommissioning the site.

3.5.1 Estimating Basis

Decommissioning costs are reported in the year of projected expenditure; however, the values are provided in 2020 dollars. Costs are not inflated, escalated, or discounted over the periods of performance.

The estimates rely upon the physical plant inventory that was the basis for the 2017 analysis (updated to reflect any material changes to the plant over the past three years).

The study follows the principles of ALARA through the use of work duration adjustment factors. These factors address the impact of activities such as radiological protection instruction, mock-up training, and the use of respiratory protection and protective clothing. The factors lengthen a task's duration, increasing costs and lengthening the overall schedule. ALARA planning is considered in the costs for engineering and planning, and in the development of activity specifications and detailed procedures. Changes to worker exposure limits may impact the decommissioning cost and project schedule.

3.5.2 Labor Costs

For purposes of this analysis, it is assumed that Xcel Energy will hire a Decommissioning Operations Contractor (DOC) to manage the decommissioning. Xcel Energy will provide site security, radiological health and safety, quality assurance and overall site administration during the decommissioning and demolition phases. Contract personnel will provide engineering services (e.g., for preparing the activity specifications, work procedures, neutron activation, and structural analyses) under the direction of Xcel Energy.

Utility labor costs were provided by Xcel Energy. Average costs were provided by department or work group and included payroll overheads. Decommissioning Operations Contractor (DOC) labor costs were based on utility labor costs with modified markups to account for employee benefits, DOC overhead and profit.

The craft labor required to decontaminate and dismantle the nuclear station will be acquired through standard site contracting practices. Craft labor costs were based upon information from Xcel Energy. Craft labor costs include applicable overheads and profit.

Security levels are assumed to be maintained at “operating levels” for approximately 18 months after operations ceases. Additional reductions in force size are assumed when the pool is empty and with the completion of the decommissioning and site restoration activities.

Staffing levels are assigned by sub-period and functional area. The types of positions and staffing levels are adjusted based upon the type of activity occurring in each sub-period.

Representative profiles of the staffing level for decommissioning, including contractors and craft, is provided in Figures 3.1 and 3.2 for the

DECON (Scenario 2) and SAFSTOR (Scenario 6) estimates. Utility staffing levels will gradually decrease after completing the removal of physical systems. Staffing levels and management support will vary based upon the amount and type of decommissioning work. Craft manpower levels decrease after systems removal and structures decontamination and drop substantially during the delay period and the license termination survey period. However, craft levels increase again during the site restoration period due to the work associated with structures demolition.

Security, while reduced from operating levels, is maintained throughout the decommissioning for access control, material control, and to safeguard the spent fuel (in accordance with the requirements of 10 CFR Part 37, Part 72, and Part 73). Once the fuel has been transferred to the DOE in Scenarios 5 and 6, the security organization will be reduced to Part 37 requirements.

3.5.3 Design Conditions

Any fuel cladding failure that occurred during the lifetime of the plant is assumed to have released fission products at sufficiently low levels that the buildup of quantities of long-lived isotopes (e.g., ^{137}Cs, ^{90}Sr, or transuranics) has been prevented from reaching levels exceeding those that permit the major NSSS components to be shipped under current transportation regulations and disposal requirements.

The curie contents of the vessel and internals at final shutdown are derived from those listed in NUREG/CR-3474.[39] Actual estimates are derived from the curie/gram values contained therein and adjusted for the different mass of the Monticello components, projected operating life, and different periods of decay. Additional short-lived isotopes were derived from NUREG/CR-0130[40] and NUREG/CR-0672, [41] and benchmarked to the long-lived values from NUREG/CR-3474.

The disposal cost for the control blades removed from the vessel with the final core load was included within the estimates. Control blade residence time in the reactor is assumed to be controlled such that the blades do not become GTCC material. Disposition of any blades stored in the pool from operations was considered an operating expense and therefore not accounted for in the estimates.

Neutron activation of the reactor building structure is confined to the reactor sacrificial shield.

3.5.4 General

Transition Activities

Existing warehouses will be cleared of non-essential material and remain for use by Xcel Energy and subcontractors. The plant's operating staff will perform the following activities at no additional cost or credit to the project during the transition period:

- Drain and collect fuel oils, lubricating oils, and transformer oils for recycle and/or sale.
- Drain and collect acids, caustics, and other chemical stores for recycle and/or sale.
- Processes operating waste inventories, i.e., the estimates do not address the disposition of any legacy wastes; the disposal of operating wastes during this initial period is not considered a decommissioning expense.

Scrap and Salvage

The existing plant equipment is considered obsolete and suitable for scrap as deadweight quantities only. Xcel Energy will make economically reasonable efforts to salvage equipment following final plant shutdown. However, dismantling techniques assumed by TLG for equipment in this analysis are not consistent with removal techniques required for salvage (resale) of equipment. Experience has indicated that some buyers wanted equipment stripped down to very specific requirements before they would consider purchase. This required expensive rework after the equipment had been removed from its installed location. Since placing a salvage value on this machinery and equipment would be speculative, and the value would be small in comparison to the overall decommissioning expenses, this analysis does not attempt to quantify the possible salvage value that Xcel Energy may realize based upon those efforts.

It is assumed, for purposes of this analysis, that any value received from the sale of scrap generated in the dismantling process would be offset by the on-site processing costs. The dismantling techniques assumed in the decommissioning estimates do not include the additional cost for size reduction and preparation to meet "furnace ready" conditions. For example, the recovery of copper from electrical cabling may require the removal and disposition of any contaminated insulation, an added

expense. With a volatile market, the potential profit margin in scrap recovery is highly speculative, regardless of the ability to free release this material. This assumption is an implicit recognition of scrap value in the disposal of clean metallic waste at no additional cost to the project.

Furniture, tools, mobile equipment such as forklifts, trucks, bulldozers, and other property will be removed at no cost or credit to the decommissioning project. Disposition may include relocation to other facilities. Spare parts will also be made available for alternative use.

The concrete debris resulting from building demolition activities is crushed on site to reduce the size of the debris. The resulting crushed concrete is disposed offsite as construction debris. The rebar removed from the concrete crushing process is disposed of as scrap steel in a similar fashion as other scrap metal as discussed previously.

Energy

For estimating purposes, the plant is assumed to be de-energized, except for those facilities associated with spent fuel storage. Replacement power costs are used for the cost of energy consumption during decommissioning for tooling, lighting, ventilation, and essential services.

Emergency Planning

FEMA and state fees associated with emergency planning are assumed to continue for approximately 12 months following the cessation of operations. At this time, the FEMA fees are discontinued. The timing is based upon the anticipated condition of the spent fuel (i.e., the hottest spent fuel assemblies are assumed to be cool enough that no substantial Zircaloy oxidation and off-site event would occur with the loss of spent fuel pool water). State and local fees are continued until all spent fuel is transferred out of the spent fuel pool.

Insurance

Costs for continuing coverage (nuclear liability and property insurance) following cessation of plant operations and during decommissioning are included and based upon current operating premiums. Reductions in premiums, throughout the decommissioning process, are based upon the guidance provided in SECY-00-0145, "Integrated Rulemaking Plan for Nuclear Power Plant Decommissioning."[42] The NRC's financial

protection requirements are based on various reactor (and spent fuel) configurations.

Site Non-Labor Overhead

These estimates include costs for site non-labor overhead charges. These costs include telephones, copy machines, computers, IT infrastructure, office supplies, janitorial supplies, training expenses, etc. Xcel Energy provided a two-part cost to address these costs. A variable charge of $7,389 per person per year of the Xcel Energy staff is included throughout the estimate. A fixed annual overhead charge is also included, starting at $2.7 million at the time of unit shut down and decreasing at various intervals to approximately $108 thousand per reactor.

Severance Program

Severance for personnel retained for the decommissioning organization is included in this estimate.

Taxes

Property taxes are included for all decommissioning periods. Xcel Energy provided a schedule of decreasing tax payments against the current tax assessment. These payments are maintained for the balance of the decommissioning program.

NRC Fees

These estimates include charges from the NRC to support the Monticello decommissioning program. Charges are included for the yearly license held by Xcel Energy for the Part 50 license, as well as engineering support charges by the NRC to review activities at the site. The Part 50 license fee for a reactor in a decommissioning or possession-only status and which has spent fuel onsite is $188 thousand per year. Once the reactor has been decommissioned, the site Part 50 license continues at the same fee until final removal of the spent fuel. The hourly rate for NRC review is $279.00. The level of effort of NRC participation is commensurate with the decommissioning alternative and schedule.

Disposal of Processed Water

This estimate assumes that processed water which meets state and federal release limits can be disposed of without additional cost.

Site Modifications

The perimeter fence and in-plant security barriers will be moved, as appropriate, to conform to the Site Security Plan in force during the various stages of the project.

Morris Facility Payments

This estimate includes a yearly cost of $63 thousand to pay for the storage of spent fuel at the Morris facility.

Minnesota state regulations regarding concrete

This estimate complies with the Minnesota state regulations regarding the removal of all subterranean concrete during demolition, plus the survey and confirmation of the suitability of the clean fill used for backfill of the subgrade structures following concrete removal.

3.6 COST ESTIMATE SUMMARY

The estimates presented in this document reflects the total cost to decontaminate the nuclear unit, manage the spent fuel until the DOE is able to complete the transfer to a federal facility, dismantle the plant and restore the site for alternative use.

Schedules of expenditures are provided in Tables 3.1 through 3.8. The tables delineate the cost contributors by year of expenditures as well as cost contributor (e.g., labor, materials, and waste disposal).

Additional tables in Appendices C through J provide detailed costs elements. The cost elements are also assigned to one of three subcategories: “License Termination,” “Spent Fuel Management,” and “Site Restoration.” The subcategory “License Termination” is used to accumulate costs that are consistent with “decommissioning” as defined by the NRC in its financial assurance regulations (i.e., 10 CFR §50.75). In situations where the long-term management of spent fuel is not an issue, the cost reported for this subcategory is generally sufficient to terminate the unit’s operating license, recognizing that there may be some additional cost impact from spent fuel management.

The "Spent Fuel Management" subcategory contains costs associated with the containerization and transfer of spent fuel from the pool to the ISFSI for interim storage, and the transfer of the multipurpose canisters from the ISFSI to the DOE. Costs are also included for the operations of the pool and management of the ISFSI until such time that the transfer of all fuel from this facility to an off-site location (e.g., interim storage facility) is complete.

"Site Restoration" is used to capture costs associated with the dismantling and demolition of buildings and facilities demonstrated to be free from contamination. This includes structures never exposed to radioactive materials, as well as those facilities that have been decontaminated to appropriate levels. Structures are completely removed, including foundations and basemats and backfilled to conform to local grade.

As discussed in Section 3.4.1, it is assumed that the DOE will not accept the GTCC waste prior to completing the transfer of spent fuel. Therefore, the cost of GTCC disposal is shown in the final year of ISFSI operation (for the DECON alternative). While designated for disposal at a federal facility along with the spent fuel, GTCC waste is still classified as low-level radioactive waste and, as such, included as a "License Termination" expense.

Decommissioning costs are reported in 2020 dollars. Costs are not inflated, escalated, or discounted over the period of expenditure (or projected lifetime of the plant).

TABLE 3.1
SCENARIO 1: DECON WITH 42 YEAR DFS
TOTAL ANNUAL EXPENDITURES
(thousands, 2020 dollars)

Year	Labor	Equipment & Materials	Energy	Burial	Other	Total
2030	22,676	1,092	658	20	7,605	32,050
2031	77,447	8,635	2,747	1,362	34,052	124,243
2032	85,158	36,726	2,393	59,659	32,197	216,132
2033	95,842	65,825	1,830	56,740	27,821	248,058
2034	97,504	77,212	1,336	29,642	22,782	228,476
2035	53,100	4,702	601	11,794	5,834	76,030
2036	38,067	12,606	250	9	4,045	54,977
2037	32,985	14,093	193	0	3,929	51,199
2038	6,573	594	0	0	2,511	9,678
2039	7,473	3,294	0	0	2,511	13,278
2040	7,850	4,373	0	0	2,518	14,742
2041	6,375	0	0	0	2,511	8,887
2042	6,375	0	0	0	2,511	8,887
2043	6,375	0	0	0	2,511	8,887
2044	6,393	0	0	0	2,518	8,911
2045	6,375	0	0	0	2,511	8,887
2046	6,375	0	0	0	2,511	8,887
2047	6,375	0	0	0	2,511	8,887
2048	7,112	2,158	0	0	2,518	11,789
2049	6,375	0	0	0	2,511	8,887
2050	6,375	0	0	0	2,511	8,887
2051	6,375	0	0	0	2,511	8,887
2052	6,496	311	0	0	2,518	9,326
2053	6,686	934	0	0	2,511	10,132
2054	6,583	623	0	0	2,511	9,717
2055	6,583	623	0	0	2,511	9,717
2056	7,015	1,868	0	0	2,518	11,402
2057	6,894	1,557	0	0	2,511	10,962
2058	6,894	1,557	0	0	2,511	10,962
2059	6,894	1,557	0	0	2,511	10,962

TABLE 3.1 (continued)
SCENARIO 1: DECON WITH 42 YEAR DFS
TOTAL ANNUAL EXPENDITURES
(thousands, 2020 dollars)

Year	Labor	Equipment & Materials	Energy	Burial	Other	Total
2060	6,704	934	0	0	2,518	10,156
2061	6,583	623	0	0	2,511	9,717
2062	6,686	934	0	0	2,511	10,132
2063	6,583	623	0	0	2,511	9,717
2064	6,600	623	0	0	2,518	9,741
2065	6,686	934	0	0	2,511	10,132
2066	6,583	623	0	0	2,511	9,717
2067	6,583	623	0	0	2,511	9,717
2068	6,704	934	0	0	2,518	10,156
2069	6,790	1,245	0	0	2,511	10,547
2070	6,583	623	0	0	2,511	9,717
2071	6,790	1,245	0	0	2,511	10,547
2072	6,808	2,599	0	0	7,470	16,877
2073	1,956	1,431	22	7,406	4,691	15,507
Total	738,239	254,331	10,030	166,633	235,871	1,405,104

Note: Columns may not add due to rounding

TABLE 3.2
SCENARIO 2: DECON WITH 60 YEAR DFS
TOTAL ANNUAL EXPENDITURES
(thousands, 2020 dollars)

Year	Labor	Equipment & Materials	Energy	Burial	Other	Total
2030	22,676	1,092	658	20	7,605	32,050
2031	77,447	8,635	2,747	1,362	34,052	124,243
2032	85,158	36,726	2,393	59,659	32,197	216,132
2033	95,842	65,825	1,830	56,740	27,821	248,058
2034	97,504	77,212	1,336	29,642	22,782	228,476
2035	52,998	4,394	601	11,794	5,834	75,620
2036	37,293	10,285	250	9	4,045	51,882
2037	32,061	11,322	193	0	3,925	47,501
2038	6,393	54	0	0	2,465	8,912
2039	6,393	54	0	0	2,465	8,912
2040	6,411	54	0	0	2,472	8,936
2041	6,393	54	0	0	2,465	8,912
2042	6,393	54	0	0	2,465	8,912
2043	6,393	54	0	0	2,465	8,912
2044	6,411	54	0	0	2,472	8,936
2045	6,393	54	0	0	2,465	8,912
2046	6,393	54	0	0	2,465	8,912
2047	6,393	54	0	0	2,465	8,912
2048	7,130	2,212	0	0	2,472	11,814
2049	6,393	54	0	0	2,465	8,912
2050	8,012	4,910	0	0	2,465	15,387
2051	8,012	4,910	0	0	2,465	15,387
2052	8,749	7,070	0	0	2,472	18,291
2053	9,272	8,690	0	0	2,465	20,427
2054	8,192	5,450	0	0	2,465	16,107
2055	9,092	8,150	0	0	2,465	19,707
2056	9,469	9,230	0	0	2,472	21,171
2057	6,375	0	0	0	2,465	8,840
2058	6,375	0	0	0	2,465	8,840
2059	6,375	0	0	0	2,465	8,840

TABLE 3.2 (continued)
SCENARIO 2: DECON WITH 60 YEAR DFS
TOTAL ANNUAL EXPENDITURES
(thousands, 2020 dollars)

Year	Labor	Equipment & Materials	Energy	Burial	Other	Total
2060	6,393	0	0	0	2,472	8,864
2061	6,375	0	0	0	2,465	8,840
2062	6,375	0	0	0	2,465	8,840
2063	6,375	0	0	0	2,465	8,840
2064	6,393	0	0	0	2,472	8,864
2065	6,375	0	0	0	2,465	8,840
2066	6,375	0	0	0	2,465	8,840
2067	6,375	0	0	0	2,465	8,840
2068	6,393	0	0	0	2,472	8,864
2069	6,375	0	0	0	2,465	8,840
2070	6,375	0	0	0	2,465	8,840
2071	6,375	0	0	0	2,465	8,840
2072	6,393	0	0	0	2,472	8,864
2073	6,375	0	0	0	2,465	8,840
2074	6,375	0	0	0	2,465	8,840
2075	6,375	0	0	0	2,465	8,840
2076	6,393	0	0	0	2,472	8,864
2077	6,375	0	0	0	2,465	8,840
2078	6,894	1,557	0	0	2,465	10,916
2079	6,998	1,868	0	0	2,465	11,331
2080	6,911	1,557	0	0	2,472	10,940
2081	6,894	1,557	0	0	2,465	10,916
2082	6,894	1,557	0	0	2,465	10,916
2083	6,998	1,868	0	0	2,465	11,331
2084	6,911	1,557	0	0	2,472	10,940
2085	6,894	1,557	0	0	2,465	10,916
2086	6,894	1,557	0	0	2,465	10,916
2087	6,998	1,868	0	0	2,465	11,331
2088	7,631	3,715	0	0	2,472	13,818
2089	6,894	1,557	0	0	2,465	10,916

TABLE 3.2 (continued)
SCENARIO 2: DECON WITH 60 YEAR DFS
TOTAL ANNUAL EXPENDITURES
(thousands, 2020 dollars)

Year	Labor	Equipment & Materials	Energy	Burial	Other	Total
2090	6,583	1,976	0	0	7,419	15,978
2091	1,956	1,431	22	7,406	4,691	15,507
Total	865,580	291,889	10,030	166,633	278,631	1,612,762

Note: Columns may not add due to rounding

TABLE 3.3
SCENARIO 3: DECON WITH 100 YEAR DFS
TOTAL ANNUAL EXPENDITURES
(thousands, 2020 dollars)

Year	Labor	Equipment & Materials	Energy	Burial	Other	Total
2030	22,676	1,092	658	20	7,605	32,050
2031	77,872	9,912	2,747	1,362	34,052	125,946
2032	87,105	42,568	2,393	59,659	32,197	223,922
2033	97,150	69,747	1,830	56,740	27,821	253,288
2034	97,504	77,212	1,336	29,642	22,782	228,476
2035	52,998	4,394	601	11,794	5,834	75,620
2036	37,468	10,398	250	3,307	4,603	56,026
2037	32,364	11,447	193	3,754	4,559	52,317
2038	7,761	54	0	0	2,452	10,267
2039	7,761	54	0	0	2,452	10,267
2040	7,783	54	0	0	2,458	10,295
2041	7,761	54	0	0	2,452	10,267
2042	7,761	54	0	0	2,452	10,267
2043	7,761	54	0	0	2,452	10,267
2044	7,783	54	0	0	2,458	10,295
2045	7,761	54	0	0	2,452	10,267
2046	7,761	54	0	0	2,452	10,267
2047	7,761	54	0	0	2,452	10,267
2048	8,502	2,212	0	0	2,458	13,173
2049	7,761	54	0	0	2,452	10,267
2050	9,380	4,911	0	0	2,452	16,742
2051	9,380	4,911	0	0	2,452	16,742
2052	9,401	4,911	0	0	2,458	16,770
2053	9,380	4,911	0	0	2,452	16,742
2054	9,380	4,911	0	0	2,452	16,742
2055	9,380	4,911	0	0	2,452	16,742
2056	9,401	4,911	0	0	2,458	16,770
2057	9,380	4,911	0	0	2,452	16,742
2058	16,568	26,474	0	0	2,452	45,494
2059	9,380	4,911	0	0	2,452	16,742

TABLE 3.3 (continued)
SCENARIO 3: DECON WITH 100 YEAR DFS
TOTAL ANNUAL EXPENDITURES
(thousands, 2020 dollars)

Year	Labor	Equipment & Materials	Energy	Burial	Other	Total
2060	9,401	4,911	0	0	2,458	16,770
2061	9,380	4,911	0	0	2,452	16,742
2062	9,380	4,911	0	0	2,452	16,742
2063	12,974	15,692	0	0	2,452	31,118
2064	9,401	4,911	0	0	2,458	16,770
2065	9,380	4,911	0	0	2,452	16,742
2066	10,099	7,067	0	0	2,452	19,617
2067	9,380	4,911	0	0	2,452	16,742
2068	19,464	35,099	0	0	2,458	57,022
2069	9,380	4,911	0	0	2,452	16,742
2070	9,380	4,911	0	0	2,452	16,742
2071	9,380	4,911	0	0	2,452	16,742
2072	9,401	4,911	0	0	2,458	16,770
2073	9,380	4,911	0	0	2,452	16,742
2074	9,380	4,911	0	0	2,452	16,742
2075	9,380	4,911	0	0	2,452	16,742
2076	9,401	4,911	0	0	2,458	16,770
2077	9,380	4,911	0	0	2,452	16,742
2078	9,380	4,911	0	0	2,452	16,742
2079	9,380	4,911	0	0	2,452	16,742
2080	9,401	4,911	0	0	2,458	16,770
2081	9,380	4,911	0	0	2,452	16,742
2082	9,380	4,911	0	0	2,452	16,742
2083	9,380	4,911	0	0	2,452	16,742
2084	34,559	80,383	0	0	2,458	117,400
2085	9,380	4,911	0	0	2,452	16,742
2086	9,380	4,911	0	0	2,452	16,742
2087	9,380	4,911	0	0	2,452	16,742
2088	10,121	7,069	0	0	2,458	19,648
2089	9,380	4,911	0	0	2,452	16,742

TABLE 3.3 (continued)
SCENARIO 3: DECON WITH 100 YEAR DFS
TOTAL ANNUAL EXPENDITURES
(thousands, 2020 dollars)

Year	Labor	Equipment & Materials	Energy	Burial	Other	Total
2090	9,380	4,911	0	0	2,452	16,742
2091	9,380	4,911	0	0	2,452	16,742
2092	10,121	7,070	0	0	2,458	19,650
2093	10,640	8,690	0	0	2,452	21,782
2094	9,560	5,450	0	0	2,452	17,462
2095	10,460	8,150	0	0	2,452	21,062
2096	10,841	9,230	0	0	2,458	22,529
2097	7,743	0	0	0	2,452	10,195
2098	7,743	0	0	0	2,452	10,195
2099	7,743	0	0	0	2,452	10,195
2100	7,743	0	0	0	2,452	10,195
2101	7,743	0	0	0	2,452	10,195
2102	7,743	0	0	0	2,452	10,195
2103	7,743	0	0	0	2,452	10,195
2104	7,765	0	0	0	2,458	10,223
2105	7,743	0	0	0	2,452	10,195
2106	7,743	0	0	0	2,452	10,195
2107	7,743	0	0	0	2,452	10,195
2108	14,952	21,564	0	0	2,458	38,974
2109	7,743	0	0	0	2,452	10,195
2110	7,743	0	0	0	2,452	10,195
2111	7,743	0	0	0	2,452	10,195
2112	7,765	0	0	0	2,458	10,223
2113	11,337	10,782	0	0	2,452	24,571
2114	7,743	0	0	0	2,452	10,195
2115	7,743	0	0	0	2,452	10,195
2116	8,483	2,156	0	0	2,458	13,098
2117	7,743	0	0	0	2,452	10,195
2118	18,325	31,746	0	0	2,452	52,523
2119	8,366	1,868	0	0	2,452	12,686

TABLE 3.3 (continued)
SCENARIO 3: DECON WITH 100 YEAR DFS
TOTAL ANNUAL EXPENDITURES
(thousands, 2020 dollars)

Year	Labor	Equipment & Materials	Energy	Burial	Other	Total
2120	8,284	1,557	0	0	2,458	12,299
2121	8,262	1,557	0	0	2,452	12,271
2122	8,262	1,557	0	0	2,452	12,271
2123	8,366	1,868	0	0	2,452	12,686
2124	8,284	1,557	0	0	2,458	12,299
2125	8,262	1,557	0	0	2,452	12,271
2126	8,262	1,557	0	0	2,452	12,271
2127	8,366	1,868	0	0	2,452	12,686
2128	9,003	3,715	0	0	2,458	15,177
2129	8,262	1,557	0	0	2,452	12,271
2130	7,898	1,977	0	0	7,406	17,281
2131	1,935	1,241	22	354	3,617	7,168
Total	1,386,633	706,414	10,030	166,633	376,162	2,645,871

Note: Columns may not add due to rounding

TABLE 3.4
SCENARIO 4: DECON WITH 200 YEAR DFS
TOTAL ANNUAL EXPENDITURES
(thousands, 2020 dollars)

Year	Labor	Equipment & Materials	Energy	Burial	Other	Total
2030	22,676	1,092	658	20	7,605	32,050
2031	77,872	9,912	2,747	1,362	34,052	125,946
2032	87,239	42,568	2,393	59,659	32,197	224,056
2033	97,170	69,747	1,830	56,740	27,821	253,308
2034	97,350	77,212	1,336	29,642	22,782	228,322
2035	52,998	4,394	601	11,794	5,834	75,620
2036	37,468	10,398	250	3,307	4,603	56,026
2037	32,364	11,447	193	3,754	4,558	52,316
2038	7,761	54	0	0	2,442	10,258
2039	7,761	54	0	0	2,442	10,258
2040	7,783	54	0	0	2,449	10,286
2041	7,761	54	0	0	2,442	10,258
2042	7,761	54	0	0	2,442	10,258
2043	7,761	54	0	0	2,442	10,258
2044	7,783	54	0	0	2,449	10,286
2045	7,761	54	0	0	2,442	10,258
2046	7,761	54	0	0	2,442	10,258
2047	7,761	54	0	0	2,442	10,258
2048	8,502	2,212	0	0	2,449	13,163
2049	7,761	54	0	0	2,442	10,258
2050	9,380	4,911	0	0	2,442	16,733
2051	9,380	4,911	0	0	2,442	16,733
2052	9,401	4,911	0	0	2,449	16,761
2053	9,380	4,911	0	0	2,442	16,733
2054	9,380	4,911	0	0	2,442	16,733
2055	9,380	4,911	0	0	2,442	16,733
2056	9,401	4,911	0	0	2,449	16,761
2057	9,380	4,911	0	0	2,442	16,733
2058	16,568	26,474	0	0	2,442	45,484
2059	9,380	4,911	0	0	2,442	16,733

TABLE 3.4 (continued)
SCENARIO 4: DECON WITH 200 YEAR DFS
TOTAL ANNUAL EXPENDITURES
(thousands, 2020 dollars)

Year	Labor	Equipment & Materials	Energy	Burial	Other	Total
2060	9,401	4,911	0	0	2,449	16,761
2061	9,380	4,911	0	0	2,442	16,733
2062	9,380	4,911	0	0	2,442	16,733
2063	12,974	15,692	0	0	2,442	31,109
2064	9,401	4,911	0	0	2,449	16,761
2065	9,380	4,911	0	0	2,442	16,733
2066	10,099	7,067	0	0	2,442	19,608
2067	9,380	4,911	0	0	2,442	16,733
2068	19,464	35,099	0	0	2,449	57,013
2069	9,380	4,911	0	0	2,442	16,733
2070	9,380	4,911	0	0	2,442	16,733
2071	9,380	4,911	0	0	2,442	16,733
2072	9,401	4,911	0	0	2,449	16,761
2073	9,380	4,911	0	0	2,442	16,733
2074	9,380	4,911	0	0	2,442	16,733
2075	9,380	4,911	0	0	2,442	16,733
2076	9,401	4,911	0	0	2,449	16,761
2077	9,380	4,911	0	0	2,442	16,733
2078	9,380	4,911	0	0	2,442	16,733
2079	9,380	4,911	0	0	2,442	16,733
2080	9,401	4,911	0	0	2,449	16,761
2081	9,380	4,911	0	0	2,442	16,733
2082	9,380	4,911	0	0	2,442	16,733
2083	9,380	4,911	0	0	2,442	16,733
2084	34,559	80,383	0	0	2,449	117,391
2085	9,380	4,911	0	0	2,442	16,733
2086	9,380	4,911	0	0	2,442	16,733
2087	9,380	4,911	0	0	2,442	16,733
2088	10,121	7,069	0	0	2,449	19,639
2089	9,380	4,911	0	0	2,442	16,733

TABLE 3.4 (continued)
SCENARIO 4: DECON WITH 200 YEAR DFS
TOTAL ANNUAL EXPENDITURES
(thousands, 2020 dollars)

Year	Labor	Equipment & Materials	Energy	Burial	Other	Total
2090	9,380	4,911	0	0	2,442	16,733
2091	9,380	4,911	0	0	2,442	16,733
2092	9,401	4,911	0	0	2,449	16,761
2093	9,380	4,911	0	0	2,442	16,733
2094	9,380	4,911	0	0	2,442	16,733
2095	9,380	4,911	0	0	2,442	16,733
2096	9,401	4,911	0	0	2,449	16,761
2097	9,380	4,911	0	0	2,442	16,733
2098	9,380	4,911	0	0	2,442	16,733
2099	9,380	4,911	0	0	2,442	16,733
2100	9,380	4,911	0	0	2,442	16,733
2101	9,380	4,911	0	0	2,442	16,733
2102	9,380	4,911	0	0	2,442	16,733
2103	9,380	4,911	0	0	2,442	16,733
2104	9,401	4,911	0	0	2,449	16,761
2105	9,380	4,911	0	0	2,442	16,733
2106	9,380	4,911	0	0	2,442	16,733
2107	9,380	4,911	0	0	2,442	16,733
2108	16,589	26,474	0	0	2,449	45,512
2109	9,380	4,911	0	0	2,442	16,733
2110	9,380	4,911	0	0	2,442	16,733
2111	9,380	4,911	0	0	2,442	16,733
2112	9,401	4,911	0	0	2,449	16,761
2113	12,974	15,692	0	0	2,442	31,109
2114	9,380	4,911	0	0	2,442	16,733
2115	9,380	4,911	0	0	2,442	16,733
2116	10,120	7,067	0	0	2,449	19,636
2117	9,380	4,911	0	0	2,442	16,733
2118	19,443	35,099	0	0	2,442	56,985
2119	9,380	4,911	0	0	2,442	16,733

TABLE 3.4 (continued)
SCENARIO 4: DECON WITH 200 YEAR DFS
TOTAL ANNUAL EXPENDITURES
(thousands, 2020 dollars)

Year	Labor	Equipment & Materials	Energy	Burial	Other	Total
2120	9,401	4,911	0	0	2,449	16,761
2121	9,380	4,911	0	0	2,442	16,733
2122	9,380	4,911	0	0	2,442	16,733
2123	9,380	4,911	0	0	2,442	16,733
2124	9,401	4,911	0	0	2,449	16,761
2125	9,380	4,911	0	0	2,442	16,733
2126	9,380	4,911	0	0	2,442	16,733
2127	9,380	4,911	0	0	2,442	16,733
2128	10,121	7,069	0	0	2,449	19,639
2129	9,380	4,911	0	0	2,442	16,733
2130	9,380	4,911	0	0	2,442	16,733
2131	9,380	4,911	0	0	2,442	16,733
2132	9,401	4,911	0	0	2,449	16,761
2133	9,380	4,911	0	0	2,442	16,733
2134	34,538	80,383	0	0	2,442	117,363
2135	9,380	4,911	0	0	2,442	16,733
2136	9,401	4,911	0	0	2,449	16,761
2137	9,380	4,911	0	0	2,442	16,733
2138	9,380	4,911	0	0	2,442	16,733
2139	9,380	4,911	0	0	2,442	16,733
2140	9,401	4,911	0	0	2,449	16,761
2141	9,380	4,911	0	0	2,442	16,733
2142	9,380	4,911	0	0	2,442	16,733
2143	9,380	4,911	0	0	2,442	16,733
2144	9,401	4,911	0	0	2,449	16,761
2145	9,380	4,911	0	0	2,442	16,733
2146	9,380	4,911	0	0	2,442	16,733
2147	9,380	4,911	0	0	2,442	16,733
2148	9,401	4,911	0	0	2,449	16,761
2149	9,380	4,911	0	0	2,442	16,733

TABLE 3.4 (continued)
SCENARIO 4: DECON WITH 200 YEAR DFS
TOTAL ANNUAL EXPENDITURES
(thousands, 2020 dollars)

Year	Labor	Equipment & Materials	Energy	Burial	Other	Total
2150	9,380	4,911	0	0	2,442	16,733
2151	9,380	4,911	0	0	2,442	16,733
2152	9,401	4,911	0	0	2,449	16,761
2153	9,380	4,911	0	0	2,442	16,733
2154	9,380	4,911	0	0	2,442	16,733
2155	9,380	4,911	0	0	2,442	16,733
2156	9,401	4,911	0	0	2,449	16,761
2157	9,380	4,911	0	0	2,442	16,733
2158	16,568	26,474	0	0	2,442	45,484
2159	9,380	4,911	0	0	2,442	16,733
2160	9,401	4,911	0	0	2,449	16,761
2161	9,380	4,911	0	0	2,442	16,733
2162	9,380	4,911	0	0	2,442	16,733
2163	12,974	15,692	0	0	2,442	31,109
2164	9,401	4,911	0	0	2,449	16,761
2165	9,380	4,911	0	0	2,442	16,733
2166	10,099	7,067	0	0	2,442	19,608
2167	9,380	4,911	0	0	2,442	16,733
2168	20,184	37,258	0	0	2,449	59,891
2169	9,380	4,911	0	0	2,442	16,733
2170	9,380	4,911	0	0	2,442	16,733
2171	9,380	4,911	0	0	2,442	16,733
2172	9,401	4,911	0	0	2,449	16,761
2173	9,380	4,911	0	0	2,442	16,733
2174	9,380	4,911	0	0	2,442	16,733
2175	9,380	4,911	0	0	2,442	16,733
2176	9,401	4,911	0	0	2,449	16,761
2177	9,380	4,911	0	0	2,442	16,733
2178	9,380	4,911	0	0	2,442	16,733
2179	9,380	4,911	0	0	2,442	16,733

TABLE 3.4 (continued)
SCENARIO 4: DECON WITH 200 YEAR DFS
TOTAL ANNUAL EXPENDITURES
(thousands, 2020 dollars)

Year	Labor	Equipment & Materials	Energy	Burial	Other	Total
2180	9,401	4,911	0	0	2,449	16,761
2181	9,380	4,911	0	0	2,442	16,733
2182	9,380	4,911	0	0	2,442	16,733
2183	9,380	4,911	0	0	2,442	16,733
2184	34,559	80,383	0	0	2,449	117,391
2185	9,380	4,911	0	0	2,442	16,733
2186	9,380	4,911	0	0	2,442	16,733
2187	9,380	4,911	0	0	2,442	16,733
2188	9,401	4,911	0	0	2,449	16,761
2189	9,380	4,911	0	0	2,442	16,733
2190	9,380	4,911	0	0	2,442	16,733
2191	9,380	4,911	0	0	2,442	16,733
2192	10,121	7,070	0	0	2,449	19,641
2193	10,640	8,690	0	0	2,442	21,772
2194	9,560	5,450	0	0	2,442	17,453
2195	10,460	8,150	0	0	2,442	21,052
2196	10,841	9,230	0	0	2,449	22,520
2197	7,743	0	0	0	2,442	10,186
2198	7,743	0	0	0	2,442	10,186
2199	7,743	0	0	0	2,442	10,186
2200	7,743	0	0	0	2,442	10,186
2201	7,743	0	0	0	2,442	10,186
2202	7,743	0	0	0	2,442	10,186
2203	7,743	0	0	0	2,442	10,186
2204	7,765	0	0	0	2,449	10,214
2205	7,743	0	0	0	2,442	10,186
2206	7,743	0	0	0	2,442	10,186
2207	7,743	0	0	0	2,442	10,186
2208	15,672	23,722	0	0	2,449	41,843
2209	7,743	0	0	0	2,442	10,186

TABLE 3.4 (continued)
SCENARIO 4: DECON WITH 200 YEAR DFS
TOTAL ANNUAL EXPENDITURES
(thousands, 2020 dollars)

Year	Labor	Equipment & Materials	Energy	Burial	Other	Total
2210	7,743	0	0	0	2,442	10,186
2211	7,743	0	0	0	2,442	10,186
2212	7,765	0	0	0	2,449	10,214
2213	11,337	10,782	0	0	2,442	24,561
2214	7,743	0	0	0	2,442	10,186
2215	7,743	0	0	0	2,442	10,186
2216	8,483	2,156	0	0	2,449	13,089
2217	7,743	0	0	0	2,442	10,186
2218	18,325	31,746	0	0	2,442	52,513
2219	8,366	1,868	0	0	2,442	12,677
2220	8,283	1,557	0	0	2,449	12,289
2221	8,262	1,557	0	0	2,442	12,261
2222	8,262	1,557	0	0	2,442	12,261
2223	8,366	1,868	0	0	2,442	12,677
2224	8,283	1,557	0	0	2,449	12,289
2225	8,262	1,557	0	0	2,442	12,261
2226	8,262	1,557	0	0	2,442	12,261
2227	8,366	1,868	0	0	2,442	12,677
2228	8,283	1,557	0	0	2,449	12,289
2229	8,262	1,557	0	0	2,442	12,261
2230	7,898	1,976	0	0	7,397	17,272
2231	1,935	1,241	22	354	3,617	7,168
Total	2,420,040	1,482,106	10,030	166,633	619,701	4,698,508

Note: Columns may not add due to rounding

TABLE 3.5
SCENARIO 5: SAFSTOR WITH 42 YEAR DFS
TOTAL ANNUAL EXPENDITURES
(thousands, 2020 dollars)

Year	Labor	Equipment & Materials	Energy	Burial	Other	Total
2030	18,693	912	658	20	7,520	27,803
2031	68,993	7,737	2,089	987	39,899	119,705
2032	44,420	38,443	726	430	22,956	106,975
2033	41,096	45,594	418	24	22,409	109,540
2034	31,070	31,336	352	20	17,048	79,827
2035	9,293	395	209	11	5,394	15,303
2036	10,038	2,556	209	11	5,409	18,224
2037	10,373	3,635	209	11	5,394	19,623
2038	9,473	935	209	11	5,394	16,023
2039	10,373	3,635	209	11	5,394	19,623
2040	10,758	4,716	209	11	5,409	21,104
2041	9,275	341	209	11	5,394	15,231
2042	9,275	341	209	11	5,394	15,231
2043	9,275	341	209	11	5,394	15,231
2044	9,301	342	209	11	5,409	15,273
2045	9,275	341	209	11	5,394	15,231
2046	9,275	341	209	11	5,394	15,231
2047	9,275	341	209	11	5,394	15,231
2048	10,020	2,501	209	11	5,409	18,151
2049	9,275	341	209	11	5,394	15,231
2050	9,275	341	209	11	5,394	15,231
2051	9,275	341	209	11	5,394	15,231
2052	9,404	654	209	11	5,409	15,688
2053	9,586	1,275	209	11	5,394	16,477
2054	9,483	964	209	11	5,394	16,062
2055	9,483	964	209	11	5,394	16,062
2056	9,923	2,210	209	11	5,409	17,764
2057	9,794	1,898	209	11	5,394	17,307
2058	9,794	1,898	209	11	5,394	17,307
2059	9,794	1,898	209	11	5,394	17,307

TABLE 3.5 (continued)
SCENARIO 5: SAFSTOR WITH 42 YEAR DFS
TOTAL ANNUAL EXPENDITURES
(thousands, 2020 dollars)

Year	Labor	Equipment & Materials	Energy	Burial	Other	Total
2060	9,612	1,276	209	11	5,409	16,518
2061	9,483	964	209	11	5,394	16,062
2062	9,586	1,275	209	11	5,394	16,477
2063	9,483	964	209	11	5,394	16,062
2064	9,508	965	209	11	5,409	16,103
2065	9,586	1,275	209	11	5,394	16,477
2066	9,483	964	209	11	5,394	16,062
2067	9,483	964	209	11	5,394	16,062
2068	9,612	1,276	209	11	5,409	16,518
2069	9,690	1,587	209	11	5,394	16,892
2070	9,483	964	209	11	5,394	16,062
2071	9,690	1,587	209	11	5,394	16,892
2072	9,716	1,588	209	11	5,409	16,934
2073	4,425	332	209	10	4,159	9,136
2074	4,425	332	209	10	4,159	9,136
2075	4,425	332	209	10	4,159	9,136
2076	4,437	333	209	11	4,171	9,161
2077	4,425	332	209	10	4,159	9,136
2078	4,425	332	209	10	4,159	9,136
2079	4,425	332	209	10	4,159	9,136
2080	4,437	333	209	11	4,171	9,161
2081	4,425	332	209	10	4,159	9,136
2082	4,425	332	209	10	4,159	9,136
2083	4,425	332	209	10	4,159	9,136
2084	4,437	333	209	11	4,171	9,161
2085	37,435	4,080	1,574	53	4,212	47,355
2086	54,409	12,607	2,065	18,514	6,705	94,300
2087	63,936	31,146	1,941	75,384	14,548	186,956
2088	56,511	9,540	1,571	25,387	10,427	103,436
2089	54,852	8,981	1,488	23,587	9,919	98,827

TABLE 3.5 (continued)
SCENARIO 5: SAFSTOR WITH 42 YEAR DFS
TOTAL ANNUAL EXPENDITURES
(thousands, 2020 dollars)

Year	Labor	Equipment & Materials	Energy	Burial	Other	Total
2090	29,405	5,226	352	33	3,584	38,600
2091	18,561	12,810	209	0	4,002	35,582
2092	7,781	5,370	88	0	1,678	14,915
Total	945,084	266,972	23,983	144,997	419,993	1,801,028

Note: Columns may not add due to rounding

TABLE 3.6
SCENARIO 6: SAFSTOR WITH 60 YEAR DFS
TOTAL ANNUAL EXPENDITURES
(thousands, 2020 dollars)

Year	Labor	Equipment & Materials	Energy	Burial	Other	Total
2030	18,693	912	658	20	7,520	27,803
2031	68,993	7,737	2,089	987	39,899	119,705
2032	44,420	38,443	726	430	22,956	106,975
2033	41,096	45,594	418	24	22,409	109,540
2034	31,070	31,336	352	20	17,048	79,827
2035	9,293	395	209	11	5,394	15,303
2036	9,319	396	209	11	5,409	15,345
2037	9,293	395	209	11	5,394	15,303
2038	9,293	395	209	11	5,394	15,303
2039	9,293	395	209	11	5,394	15,303
2040	9,319	396	209	11	5,409	15,345
2041	9,293	395	209	11	5,394	15,303
2042	9,293	395	209	11	5,394	15,303
2043	9,293	395	209	11	5,394	15,303
2044	9,319	396	209	11	5,409	15,345
2045	9,293	395	209	11	5,394	15,303
2046	9,293	395	209	11	5,394	15,303
2047	9,293	395	209	11	5,394	15,303
2048	10,038	2,555	209	11	5,409	18,223
2049	9,293	395	209	11	5,394	15,303
2050	10,912	5,252	209	11	5,394	21,779
2051	10,912	5,252	209	11	5,394	21,779
2052	11,657	7,412	209	11	5,409	24,700
2053	12,172	9,031	209	11	5,394	26,818
2054	11,092	5,792	209	11	5,394	22,498
2055	11,992	8,491	209	11	5,394	26,098
2056	12,377	9,572	209	11	5,409	27,580
2057	9,275	341	209	11	5,394	15,231
2058	9,275	341	209	11	5,394	15,231
2059	9,275	341	209	11	5,394	15,231

TABLE 3.6 (continued)
SCENARIO 6: SAFSTOR WITH 60 YEAR DFS
TOTAL ANNUAL EXPENDITURES
(thousands, 2020 dollars)

Year	Labor	Equipment & Materials	Energy	Burial	Other	Total
2060	9,301	342	209	11	5,409	15,273
2061	9,275	341	209	11	5,394	15,231
2062	9,275	341	209	11	5,394	15,231
2063	9,275	341	209	11	5,394	15,231
2064	9,301	342	209	11	5,409	15,273
2065	9,275	341	209	11	5,394	15,231
2066	9,275	341	209	11	5,394	15,231
2067	9,275	341	209	11	5,394	15,231
2068	9,301	342	209	11	5,409	15,273
2069	9,275	341	209	11	5,394	15,231
2070	9,275	341	209	11	5,394	15,231
2071	9,275	341	209	11	5,394	15,231
2072	9,301	342	209	11	5,409	15,273
2073	9,275	341	209	11	5,394	15,231
2074	9,275	341	209	11	5,394	15,231
2075	9,275	341	209	11	5,394	15,231
2076	9,301	342	209	11	5,409	15,273
2077	9,275	341	209	11	5,394	15,231
2078	9,794	1,898	209	11	5,394	17,307
2079	9,898	2,210	209	11	5,394	17,722
2080	9,819	1,899	209	11	5,409	17,349
2081	9,794	1,898	209	11	5,394	17,307
2082	9,794	1,898	209	11	5,394	17,307
2083	9,898	2,210	209	11	5,394	17,722
2084	9,819	1,899	209	11	5,409	17,349
2085	39,677	5,640	1,574	54	5,430	52,374
2086	55,815	14,221	2,065	18,514	7,675	98,290
2087	66,537	33,022	1,941	75,006	15,165	191,672
2088	59,340	12,021	1,571	21,744	8,784	103,459
2089	57,778	11,382	1,488	20,876	8,972	100,495

TABLE 3.6 (continued)
SCENARIO 6: SAFSTOR WITH 60 YEAR DFS
TOTAL ANNUAL EXPENDITURES
(thousands, 2020 dollars)

Year	Labor	Equipment & Materials	Energy	Burial	Other	Total
2090	32,388	6,183	352	6,766	9,424	55,113
2091	18,561	12,810	209	0	4,138	35,719
2092	7,781	5,370	88	0	1,735	14,972
Total	1,027,203	304,650	23,983	145,009	441,071	1,941,915

Note: Columns may not add due to rounding

TABLE 3.7
SCENARIO 7: SAFSTOR WITH 100 YEAR DFS
TOTAL ANNUAL EXPENDITURES
(thousands, 2020 dollars)

Year	Labor	Equipment & Materials	Energy	Burial	Other	Total
2030	19,195	1,230	658	20	7,520	28,622
2031	69,384	7,388	2,089	982	39,899	119,742
2032	35,973	13,099	726	430	22,956	73,184
2033	32,005	18,323	418	24	22,409	73,179
2034	52,289	94,992	352	20	17,048	164,701
2035	9,293	395	209	11	5,394	15,303
2036	9,319	396	209	11	5,409	15,345
2037	9,293	395	209	11	5,394	15,303
2038	9,293	395	209	11	5,394	15,303
2039	9,293	395	209	11	5,394	15,303
2040	9,319	396	209	11	5,409	15,345
2041	9,293	395	209	11	5,394	15,303
2042	9,293	395	209	11	5,394	15,303
2043	9,293	395	209	11	5,394	15,303
2044	9,319	396	209	11	5,409	15,345
2045	9,293	395	209	11	5,394	15,303
2046	9,293	395	209	11	5,394	15,303
2047	9,293	395	209	11	5,394	15,303
2048	10,038	2,555	209	11	5,409	18,223
2049	9,293	395	209	11	5,394	15,303
2050	10,912	5,252	209	11	5,394	21,779
2051	10,912	5,252	209	11	5,394	21,779
2052	10,937	5,253	209	11	5,409	21,820
2053	10,912	5,252	209	11	5,394	21,779
2054	10,912	5,252	209	11	5,394	21,779
2055	10,912	5,252	209	11	5,394	21,779
2056	10,937	5,253	209	11	5,409	21,820
2057	10,912	5,252	209	11	5,394	21,779
2058	18,100	26,815	209	11	5,394	50,530
2059	10,912	5,252	209	11	5,394	21,779

TABLE 3.7 (continued)
SCENARIO 7: SAFSTOR WITH 100 YEAR DFS
TOTAL ANNUAL EXPENDITURES
(thousands, 2020 dollars)

Year	Labor	Equipment & Materials	Energy	Burial	Other	Total
2060	10,937	5,253	209	11	5,409	21,820
2061	10,912	5,252	209	11	5,394	21,779
2062	10,912	5,252	209	11	5,394	21,779
2063	14,506	16,034	209	11	5,394	36,154
2064	10,937	5,253	209	11	5,409	21,820
2065	10,912	5,252	209	11	5,394	21,779
2066	11,631	7,408	209	11	5,394	24,654
2067	10,912	5,252	209	11	5,394	21,779
2068	21,000	35,442	209	11	5,409	62,072
2069	10,912	5,252	209	11	5,394	21,779
2070	10,912	5,252	209	11	5,394	21,779
2071	10,912	5,252	209	11	5,394	21,779
2072	10,937	5,253	209	11	5,409	21,820
2073	10,912	5,252	209	11	5,394	21,779
2074	10,912	5,252	209	11	5,394	21,779
2075	10,912	5,252	209	11	5,394	21,779
2076	10,937	5,253	209	11	5,409	21,820
2077	10,912	5,252	209	11	5,394	21,779
2078	10,912	5,252	209	11	5,394	21,779
2079	10,912	5,252	209	11	5,394	21,779
2080	10,937	5,253	209	11	5,409	21,820
2081	10,912	5,252	209	11	5,394	21,779
2082	10,912	5,252	209	11	5,394	21,779
2083	10,912	5,252	209	11	5,394	21,779
2084	36,095	80,725	209	11	5,409	122,450
2085	39,882	8,994	1,574	54	5,471	55,974
2086	56,570	18,301	2,065	18,514	6,727	102,177
2087	67,544	39,125	1,941	75,006	11,266	194,882
2088	60,817	16,453	1,571	21,744	8,840	109,425
2089	58,571	13,747	1,488	20,202	8,561	102,570

TABLE 3.7 (continued)
SCENARIO 7: SAFSTOR WITH 100 YEAR DFS
TOTAL ANNUAL EXPENDITURES
(thousands, 2020 dollars)

Year	Labor	Equipment & Materials	Energy	Burial	Other	Total
2090	35,101	9,949	352	33	5,111	50,547
2091	24,492	17,115	209	0	5,133	46,948
2092	16,194	12,186	88	0	3,606	32,074
2093	10,192	8,690	0	0	2,493	21,375
2094	9,112	5,450	0	0	2,493	17,056
2095	10,070	8,392	0	7,052	3,686	29,199
2096	10,392	9,230	0	0	2,500	22,122
2097	7,296	0	0	0	2,493	9,789
2098	7,296	0	0	0	2,493	9,789
2099	7,296	0	0	0	2,493	9,789
2100	7,296	0	0	0	2,493	9,789
2010	7,296	0	0	0	2,493	9,789
2102	7,296	0	0	0	2,493	9,789
2103	7,296	0	0	0	2,493	9,789
2104	7,316	0	0	0	2,500	9,816
2105	7,296	0	0	0	2,493	9,789
2106	7,296	0	0	0	2,493	9,789
2107	7,296	0	0	0	2,493	9,789
2108	14,503	21,564	0	0	2,500	38,567
2109	7,296	0	0	0	2,493	9,789
2110	7,296	0	0	0	2,493	9,789
2111	7,296	0	0	0	2,493	9,789
2112	7,316	0	0	0	2,500	9,816
1213	10,890	10,782	0	0	2,493	24,164
2114	7,296	0	0	0	2,493	9,789
2115	7,296	0	0	0	2,493	9,789
2116	8,034	2,156	0	0	2,500	12,691
2117	7,296	0	0	0	2,493	9,789
2118	17,878	31,746	0	0	2,493	52,116
2119	7,918	1,868	0	0	2,493	12,280

TABLE 3.7 (continued)
SCENARIO 7: SAFSTOR WITH 100 YEAR DFS
TOTAL ANNUAL EXPENDITURES
(thousands, 2020 dollars)

Year	Labor	Equipment & Materials	Energy	Burial	Other	Total
2120	7,835	1,557	0	0	2,500	11,891
2121	7,815	1,557	0	0	2,493	11,864
2122	7,815	1,557	0	0	2,493	11,864
2123	7,918	1,868	0	0	2,493	12,280
2124	7,835	1,557	0	0	2,500	11,891
2125	7,815	1,557	0	0	2,493	11,864
2126	7,815	1,557	0	0	2,493	11,864
2127	7,918	1,868	0	0	2,493	12,280
2128	8,554	3,715	0	0	2,500	14,769
2129	7,815	1,557	0	0	2,493	11,864
2130	7,451	1,976	0	0	7,446	16,873
2131	1,941	1,243	22	354	3,617	7,177
Total	1,455,980	724,426	24,005	145,004	539,017	2,888,431

Note: Columns may not add due to rounding

TABLE 3.8
SCENARIO 8: SAFSTOR WITH 200 YEAR DFS
TOTAL ANNUAL EXPENDITURES
(thousands, 2020 dollars)

Year	Labor	Equipment & Materials	Energy	Burial	Other	Total
2030	19,195	1,230	658	20	7,520	28,622
2031	69,384	7,388	2,089	982	39,899	119,742
2032	35,973	13,099	726	430	22,956	73,184
2033	32,005	18,323	418	24	22,409	73,179
2034	52,289	94,992	352	20	17,048	164,701
2035	9,293	395	209	11	5,394	15,303
2036	9,319	396	209	11	5,409	15,345
2037	9,293	395	209	11	5,394	15,303
2038	9,293	395	209	11	5,394	15,303
2039	9,293	395	209	11	5,394	15,303
2040	9,319	396	209	11	5,409	15,345
2041	9,293	395	209	11	5,394	15,303
2042	9,293	395	209	11	5,394	15,303
2043	9,293	395	209	11	5,394	15,303
2044	9,319	396	209	11	5,409	15,345
2045	9,293	395	209	11	5,394	15,303
2046	9,293	395	209	11	5,394	15,303
2047	9,293	395	209	11	5,394	15,303
2048	10,038	2,555	209	11	5,409	18,223
2049	9,293	395	209	11	5,394	15,303
2050	10,912	5,252	209	11	5,394	21,779
2051	10,912	5,252	209	11	5,394	21,779
2052	10,937	5,253	209	11	5,409	21,820
2053	10,912	5,252	209	11	5,394	21,779
2054	10,912	5,252	209	11	5,394	21,779
2055	10,912	5,252	209	11	5,394	21,779
2056	10,937	5,253	209	11	5,409	21,820
2057	10,912	5,252	209	11	5,394	21,779
2058	18,100	26,815	209	11	5,394	50,530
2059	10,912	5,252	209	11	5,394	21,779

TABLE 3.8 (continued)
SCENARIO 8: SAFSTOR WITH 200 YEAR DFS
TOTAL ANNUAL EXPENDITURES
(thousands, 2020 dollars)

Year	Labor	Equipment & Materials	Energy	Burial	Other	Total
2060	10,937	5,253	209	11	5,409	21,820
2061	10,912	5,252	209	11	5,394	21,779
2062	10,912	5,252	209	11	5,394	21,779
2063	14,506	16,034	209	11	5,394	36,154
2064	10,937	5,253	209	11	5,409	21,820
2065	10,912	5,252	209	11	5,394	21,779
2066	11,631	7,408	209	11	5,394	24,654
2067	10,912	5,252	209	11	5,394	21,779
2068	21,000	35,442	209	11	5,409	62,072
2069	10,912	5,252	209	11	5,394	21,779
2070	10,912	5,252	209	11	5,394	21,779
2071	10,912	5,252	209	11	5,394	21,779
2072	10,937	5,253	209	11	5,409	21,820
2073	10,912	5,252	209	11	5,394	21,779
2074	10,912	5,252	209	11	5,394	21,779
2075	10,912	5,252	209	11	5,394	21,779
2076	10,937	5,253	209	11	5,409	21,820
2077	10,912	5,252	209	11	5,394	21,779
2078	10,912	5,252	209	11	5,394	21,779
2079	10,912	5,252	209	11	5,394	21,779
2080	10,937	5,253	209	11	5,409	21,820
2081	10,912	5,252	209	11	5,394	21,779
2082	10,912	5,252	209	11	5,394	21,779
2083	10,912	5,252	209	11	5,394	21,779
2084	36,095	80,725	209	11	5,409	122,450
2085	39,882	8,994	1,574	54	5,452	55,956
2086	56,570	18,301	2,065	18,514	6,701	102,152
2087	67,544	39,125	1,941	75,006	11,240	194,856
2088	60,817	16,453	1,571	21,744	8,815	109,399
2089	58,571	13,747	1,488	20,202	8,536	102,545

TABLE 3.8 (continued)
SCENARIO 8: SAFSTOR WITH 200 YEAR DFS
TOTAL ANNUAL EXPENDITURES
(thousands, 2020 dollars)

Year	Labor	Equipment & Materials	Energy	Burial	Other	Total
2090	35,101	9,949	352	33	5,086	50,521
2091	24,492	17,115	209	0	5,107	46,923
2092	15,474	10,026	88	0	3,572	29,160
2093	8,932	4,910	0	0	2,452	16,295
2094	8,932	4,910	0	0	2,452	16,295
2095	8,991	5,152	0	7,052	3,644	24,839
2096	8,952	4,910	0	0	2,459	16,321
2097	8,932	4,910	0	0	2,452	16,295
2098	8,932	4,910	0	0	2,452	16,295
2099	8,932	4,910	0	0	2,452	16,295
2100	8,932	4,910	0	0	2,452	16,295
2010	8,932	4,910	0	0	2,452	16,295
2102	8,932	4,910	0	0	2,452	16,295
2103	8,932	4,910	0	0	2,452	16,295
2104	8,952	4,910	0	0	2,459	16,321
2105	8,932	4,910	0	0	2,452	16,295
2106	8,932	4,910	0	0	2,452	16,295
2107	8,932	4,910	0	0	2,452	16,295
2108	16,140	26,474	0	0	2,459	45,073
2109	8,932	4,910	0	0	2,452	16,295
2110	8,932	4,910	0	0	2,452	16,295
2111	8,932	4,910	0	0	2,452	16,295
2112	8,952	4,910	0	0	2,459	16,321
1213	12,526	15,692	0	0	2,452	30,670
2114	8,932	4,910	0	0	2,452	16,295
2115	8,932	4,910	0	0	2,452	16,295
2116	9,671	7,067	0	0	2,459	19,197
2117	8,932	4,910	0	0	2,452	16,295
2118	18,995	35,099	0	0	2,452	56,547
2119	8,932	4,910	0	0	2,452	16,295

TABLE 3.8 (continued)
SCENARIO 8: SAFSTOR WITH 200 YEAR DFS
TOTAL ANNUAL EXPENDITURES
(thousands, 2020 dollars)

Year	Labor	Equipment & Materials	Energy	Burial	Other	Total
2120	8,952	4,910	0	0	2,459	16,321
2121	8,932	4,910	0	0	2,452	16,295
2122	8,932	4,910	0	0	2,452	16,295
2123	8,932	4,910	0	0	2,452	16,295
2124	8,952	4,910	0	0	2,459	16,321
2125	8,932	4,910	0	0	2,452	16,295
2126	8,932	4,910	0	0	2,452	16,295
2127	8,932	4,910	0	0	2,452	16,295
2128	9,672	7,069	0	0	2,459	19,199
2129	8,932	4,910	0	0	2,452	16,295
2130	8,932	4,910	0	0	2,452	16,295
2131	8,932	4,910	0	0	2,452	16,295
2132	8,952	4,910	0	0	2,459	16,321
2133	8,932	4,910	0	0	2,452	16,295
2134	34,090	80,383	0	0	2,452	116,925
2135	8,932	4,910	0	0	2,452	16,295
2136	8,952	4,910	0	0	2,459	16,321
2137	8,932	4,910	0	0	2,452	16,295
2138	8,932	4,910	0	0	2,452	16,295
2139	8,932	4,910	0	0	2,452	16,295
2140	8,952	4,910	0	0	2,459	16,321
2141	8,932	4,910	0	0	2,452	16,295
2142	8,932	4,910	0	0	2,452	16,295
2143	8,932	4,910	0	0	2,452	16,295
2144	8,952	4,910	0	0	2,459	16,321
2145	8,932	4,910	0	0	2,452	16,295
2146	8,932	4,910	0	0	2,452	16,295
2147	8,932	4,910	0	0	2,452	16,295
2148	8,952	4,910	0	0	2,459	16,321
2149	8,932	4,910	0	0	2,452	16,295

TABLE 3.8 (continued)
SCENARIO 8: SAFSTOR WITH 200 YEAR DFS
TOTAL ANNUAL EXPENDITURES
(thousands, 2020 dollars)

Year	Labor	Equipment & Materials	Energy	Burial	Other	Total
2150	8,932	4,910	0	0	2,452	16,295
2151	8,932	4,910	0	0	2,452	16,295
2152	8,952	4,910	0	0	2,459	16,321
2153	8,932	4,910	0	0	2,452	16,295
2154	8,932	4,910	0	0	2,452	16,295
2155	8,932	4,910	0	0	2,452	16,295
2156	8,952	4,910	0	0	2,459	16,321
2157	8,932	4,910	0	0	2,452	16,295
2158	16,120	26,474	0	0	2,452	45,046
2159	8,932	4,910	0	0	2,452	16,295
2160	8,952	4,910	0	0	2,459	16,321
2161	8,932	4,910	0	0	2,452	16,295
2162	8,932	4,910	0	0	2,452	16,295
2163	12,526	15,692	0	0	2,452	30,670
2164	8,952	4,910	0	0	2,459	16,321
2165	8,932	4,910	0	0	2,452	16,295
2166	9,651	7,067	0	0	2,452	19,170
2167	8,932	4,910	0	0	2,452	16,295
2168	19,735	37,258	0	0	2,459	59,451
2169	8,932	4,910	0	0	2,452	16,295
2170	8,932	4,910	0	0	2,452	16,295
2171	8,932	4,910	0	0	2,452	16,295
2172	8,952	4,910	0	0	2,459	16,321
2173	8,932	4,910	0	0	2,452	16,295
2174	8,932	4,910	0	0	2,452	16,295
2175	8,932	4,910	0	0	2,452	16,295
2176	8,952	4,910	0	0	2,459	16,321
2177	8,932	4,910	0	0	2,452	16,295
2178	8,932	4,910	0	0	2,452	16,295
2179	8,932	4,910	0	0	2,452	16,295

TABLE 3.8 (continued)
SCENARIO 8: SAFSTOR WITH 200 YEAR DFS
TOTAL ANNUAL EXPENDITURES
(thousands, 2020 dollars)

Year	Labor	Equipment & Materials	Energy	Burial	Other	Total
2180	8,952	4,910	0	0	2,459	16,321
2181	8,932	4,910	0	0	2,452	16,295
2182	8,932	4,910	0	0	2,452	16,295
2183	8,932	4,910	0	0	2,452	16,295
2184	34,110	80,383	0	0	2,459	116,951
2185	8,932	4,910	0	0	2,452	16,295
2186	8,932	4,910	0	0	2,452	16,295
2187	8,932	4,910	0	0	2,452	16,295
2188	8,952	4,910	0	0	2,459	16,321
2189	8,932	4,910	0	0	2,452	16,295
2190	8,932	4,910	0	0	2,452	16,295
2191	8,932	4,910	0	0	2,452	16,295
2192	9,672	7,070	0	0	2,459	19,201
2193	10,192	8,690	0	0	2,452	21,334
2194	9,112	5,450	0	0	2,452	17,015
2195	10,012	8,150	0	0	2,452	20,614
2196	10,392	9,230	0	0	2,459	22,081
2197	7,296	0	0	0	2,452	9,747
2198	7,296	0	0	0	2,452	9,747
2199	7,296	0	0	0	2,452	9,747
2200	7,296	0	0	0	2,452	9,747
2201	7,296	0	0	0	2,452	9,747
2202	7,296	0	0	0	2,452	9,747
2203	7,296	0	0	0	2,452	9,747
2204	7,316	0	0	0	2,459	9,774
2205	7,296	0	0	0	2,452	9,747
2206	7,296	0	0	0	2,452	9,747
2207	7,296	0	0	0	2,452	9,747
2208	15,223	23,722	0	0	2,459	41,403
2209	7,296	0	0	0	2,452	9,747

TABLE 3.8 (continued)
SCENARIO 8: SAFSTOR WITH 200 YEAR DFS
TOTAL ANNUAL EXPENDITURES
(thousands, 2020 dollars)

Year	Labor	Equipment & Materials	Energy	Burial	Other	Total
2210	7,296	0	0	0	2,452	9,747
2211	7,296	0	0	0	2,452	9,747
2212	7,316	0	0	0	2,459	9,774
2213	10,890	10,782	0	0	2,452	24,123
2214	7,296	0	0	0	2,452	9,747
2215	7,296	0	0	0	2,452	9,747
2216	8,034	2,156	0	0	2,459	12,649
2217	7,296	0	0	0	2,452	9,747
2218	17,878	31,746	0	0	2,452	52,075
2219	7,918	1,868	0	0	2,452	12,238
2220	7,835	1,557	0	0	2,459	11,850
2221	7,815	1,557	0	0	2,452	11,823
2222	7,815	1,557	0	0	2,452	11,823
2223	7,918	1,868	0	0	2,452	12,238
2224	7,835	1,557	0	0	2,459	11,850
2225	7,815	1,557	0	0	2,452	11,823
2226	7,815	1,557	0	0	2,452	11,823
2227	7,918	1,868	0	0	2,452	12,238
2228	7,835	1,557	0	0	2,459	11,850
2229	7,815	1,557	0	0	2,452	11,823
2230	7,451	1,976	0	0	7,406	16,833
2231	1,941	1,243	22	354	3,617	7,177
Total	2,444,586	1,500,117	24,005	145,004	782,589	4,896,302

Note: Columns may not add due to rounding

FIGURE 3.1
SCENARIO 2: DECON WITH 60 YEAR DFS
MONTICELLO NUCLEAR GENERATING PLANT
MANPOWER LEVELS

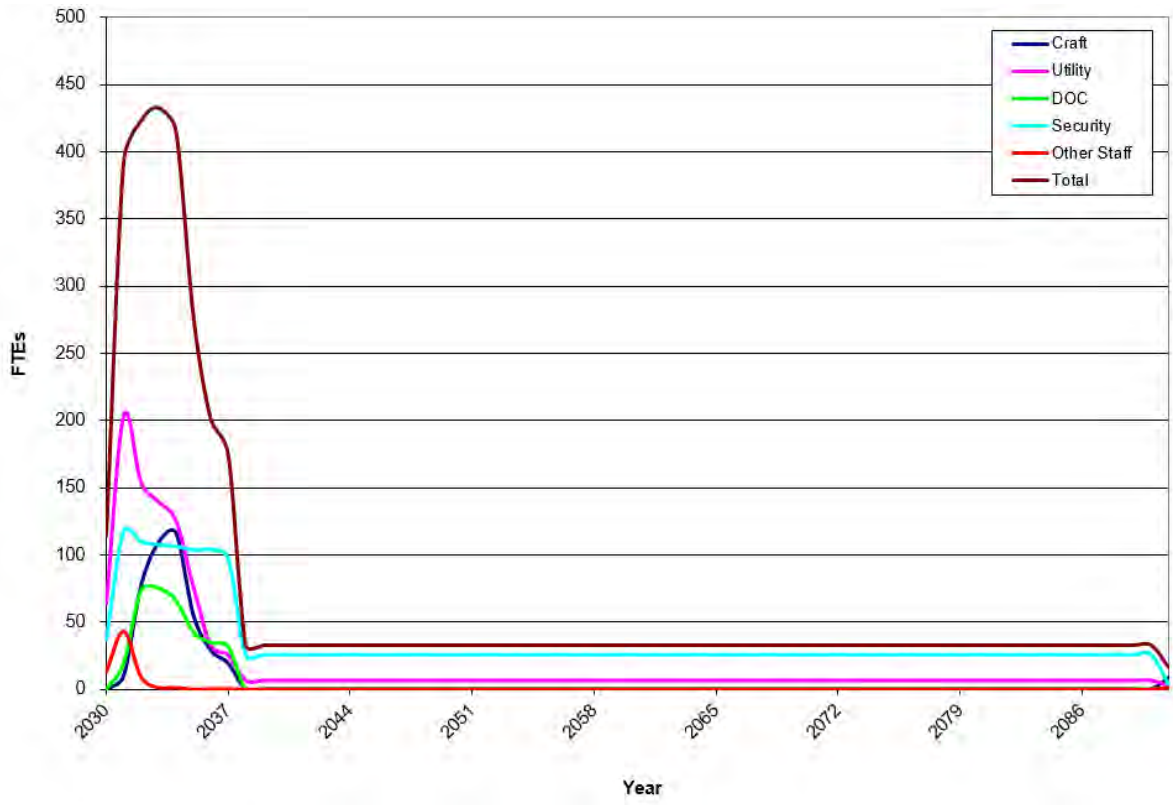

Note that the labor hour basis of this chart was taken from Appendix D; however not all line items in Appendix D have labor hour values available (e.g. spent fuel canister loading estimates from Xcel Energy)

FIGURE 3.2
SCENARIO 6: SAFSTOR WITH 60 YEAR DFS
MONTICELLO NUCLEAR GENERATING PLANT
MANPOWER LEVELS

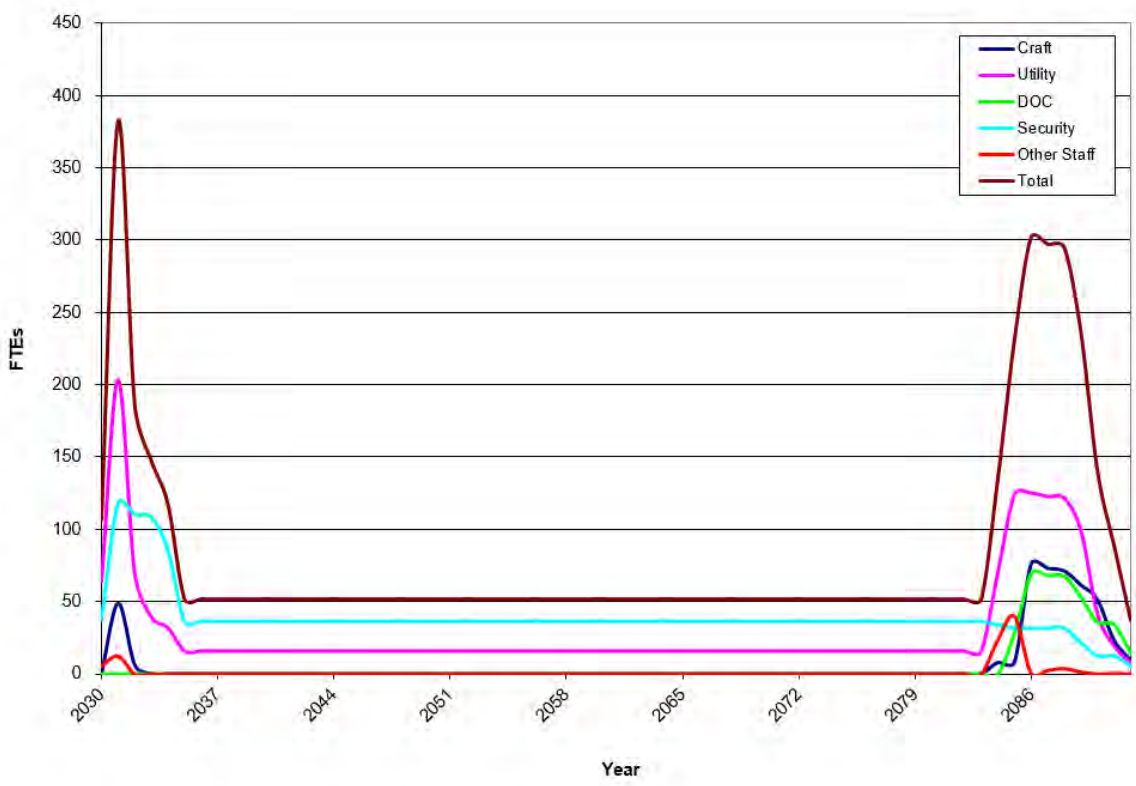

Note that the labor hour basis of this chart was taken from Appendix H; however not all line items in Appendix H have labor hour values available (e.g. spent fuel canister loading estimates from Xcel Energy)

4. SCHEDULE ESTIMATE

The schedules for the decommissioning scenarios considered in this study follow the sequence presented in the AIF/NESP-036 study, with minor changes to reflect recent experience and site-specific constraints. In addition, the scheduling has been revised to reflect the spent fuel management plans described in Section 3.4.1.

A schedule or sequence of activities for the DECON alternative is presented in Figure 4.1. The schedule is also representative of the work activities identified in the delayed dismantling scenarios, absent any spent fuel constraints. The scheduling sequence is based on the fuel being removed from the spent fuel pool within the first four years after operations cease. The key activities listed in the schedule do not reflect a one-to-one correspondence with those activities in the cost tables, but reflect dividing some activities for clarity and combining others for convenience. The schedule was prepared using the "Microsoft Project Professional" computer software. [43]

4.1 SCHEDULE ESTIMATE ASSUMPTIONS

The schedule reflects the results of a precedence network developed for the site decommissioning activities, i.e., a PERT (Program Evaluation and Review Technique) Software Package. The work activity durations used in the precedence network reflect the actual man-hour estimates from the cost table, adjusted by stretching certain activities over their slack range and shifting the start and end dates of others. The following assumptions were made in the development of the decommissioning schedule:

- The reactor building is isolated until such time that all spent fuel has been discharged from the storage pool to the ISFSI. Decontamination and dismantling of the spent fuel storage pool is initiated once the transfer of spent fuel is complete (DECON option).
- All work (except vessel and internals removal) is performed during an 8-hour workday, 5 days per week, with no overtime. There are eleven paid holidays per year.
- Reactor and internals removal activities are performed by using separate crews for different activities working on different shifts, with a corresponding backshift charge for the second shift.
- Multiple crews work parallel activities to the maximum extent possible, consistent with optimum efficiency, adequate access for cutting, removal and laydown space, and with the stringent safety measures necessary during demolition of heavy components and structures.

- For plant systems removal, the systems with the longest removal durations in areas on the critical path are considered to determine the duration of the activity.

4.2 PROJECT SCHEDULE

The period-dependent costs presented in the detailed cost tables are based upon the durations developed in the schedules for decommissioning Monticello. Durations are established between several milestones in each project period; these durations are used to establish a critical path for the entire project. In turn, the critical path duration for each period is used as the basis for determining the period-dependent costs. A second parallel path is also shown for the spent fuel cooling period, which determines the release of the reactor building for final decontamination.

Project timelines are provided in Figures 4.2 through 4.9, with milestone dates based on a 2030 shutdown date. The spent fuel pool is emptied approximately four years after shutdown, while ISFSI operations continue until the DOE completes the transfer of assemblies. Deferred decommissioning operations in the all scenarios are assumed to commence so that the operating license is terminated within a 60-year period from the cessation of operations.

FIGURE 4.1
DECON ACTIVITY SCHEDULE



FIGURE 4.1 (continued)
DECON ACTIVITY SCHEDULE

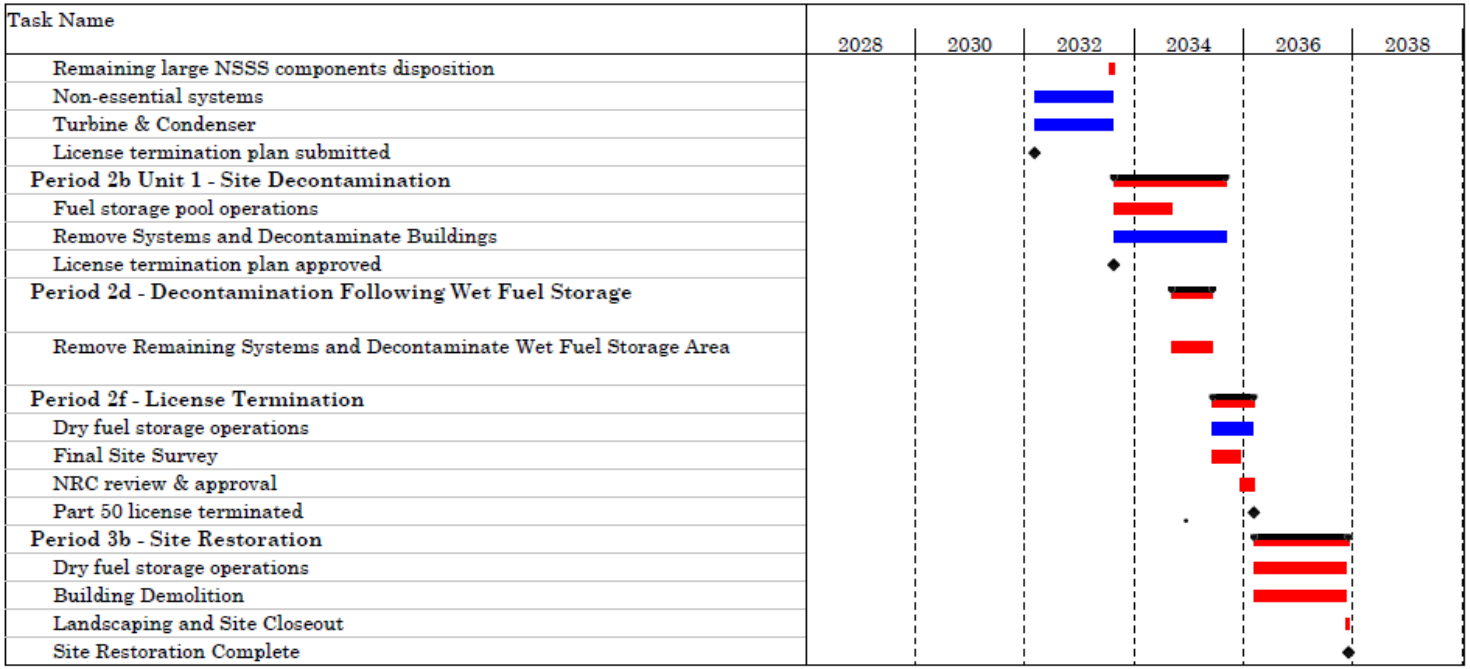

1. Red scheduling bars indicate critical path activities
2. Blue scheduling bars associated with non-critical path activities
3. Diamond symbols indicate major milestones

FIGURE 4.2
SCENARIO 1: DECON WITH 42 YEAR DFS
DECOMMISSIONING TIMELINE

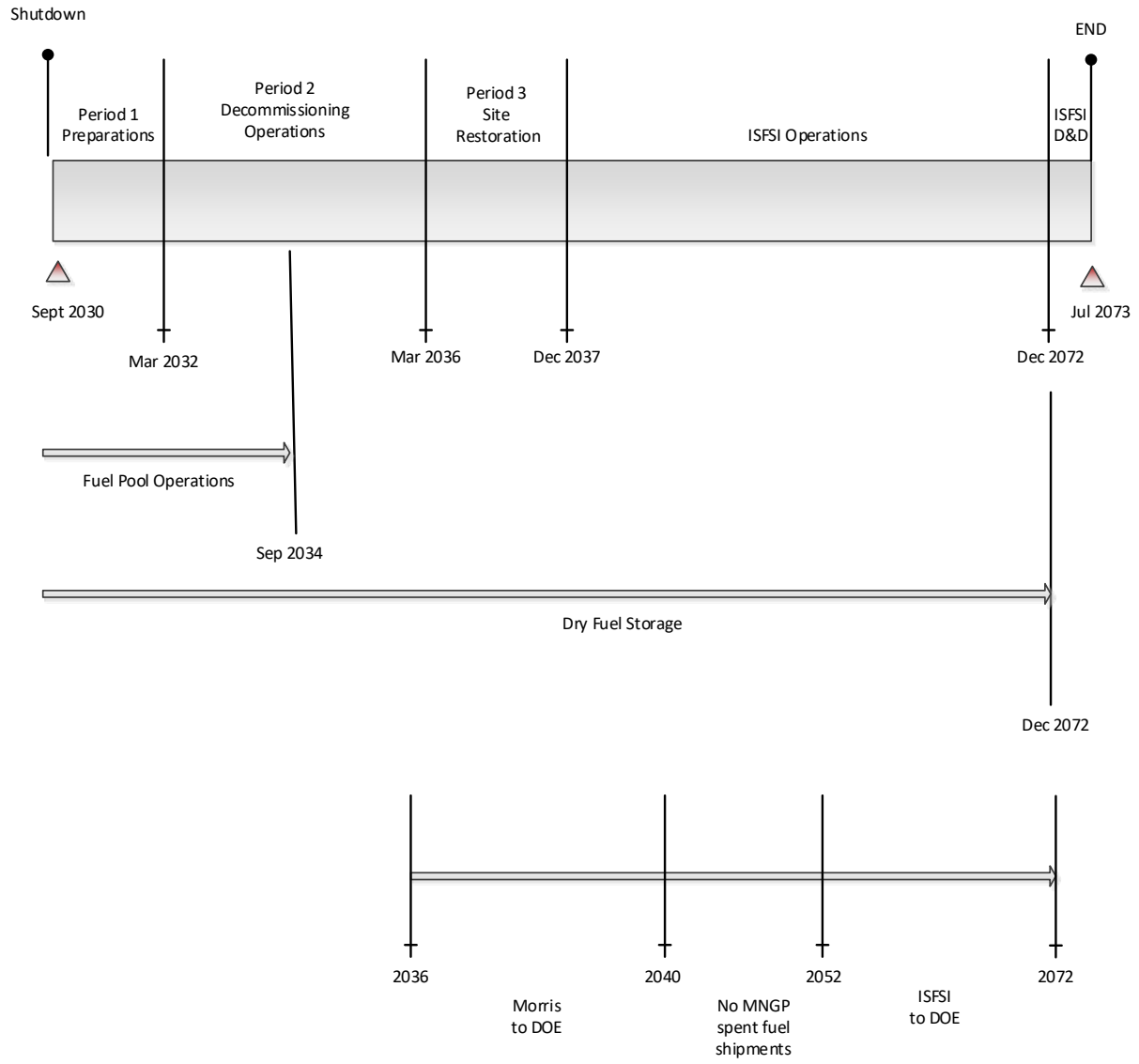

FIGURE 4.3
SCENARIO 2: DECON WITH 60 YEAR DFS
DECOMMISSIONING TIMELINE
(not to scale)

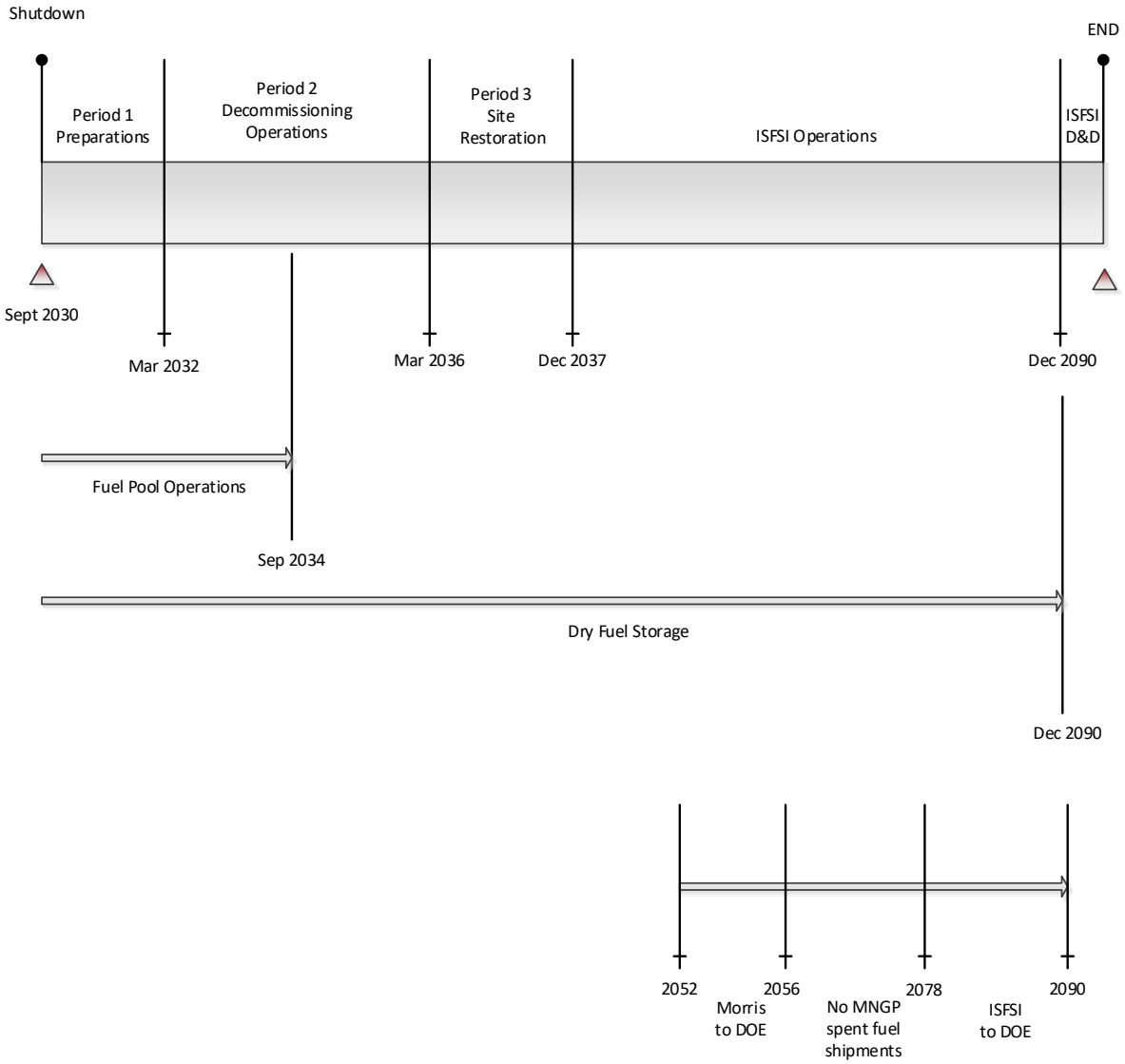

FIGURE 4.4
SCENARIO 3: DECON WITH 100 YEAR DFS
DECOMMISSIONING TIMELINE

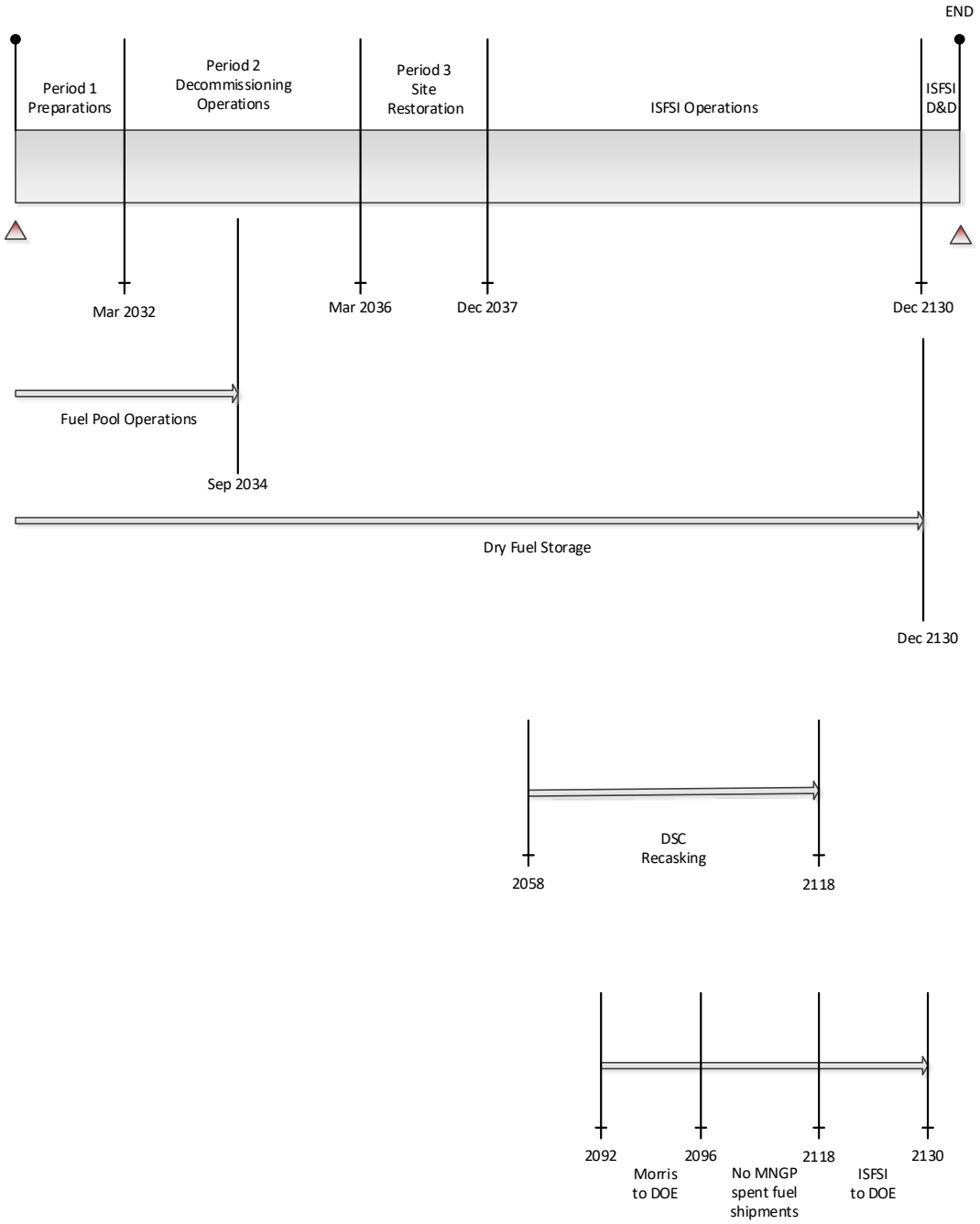

FIGURE 4.5
SCENARIO 4: DECON WITH 200 YEAR DFS
DECOMMISSIONING TIMELINE
(not to scale)

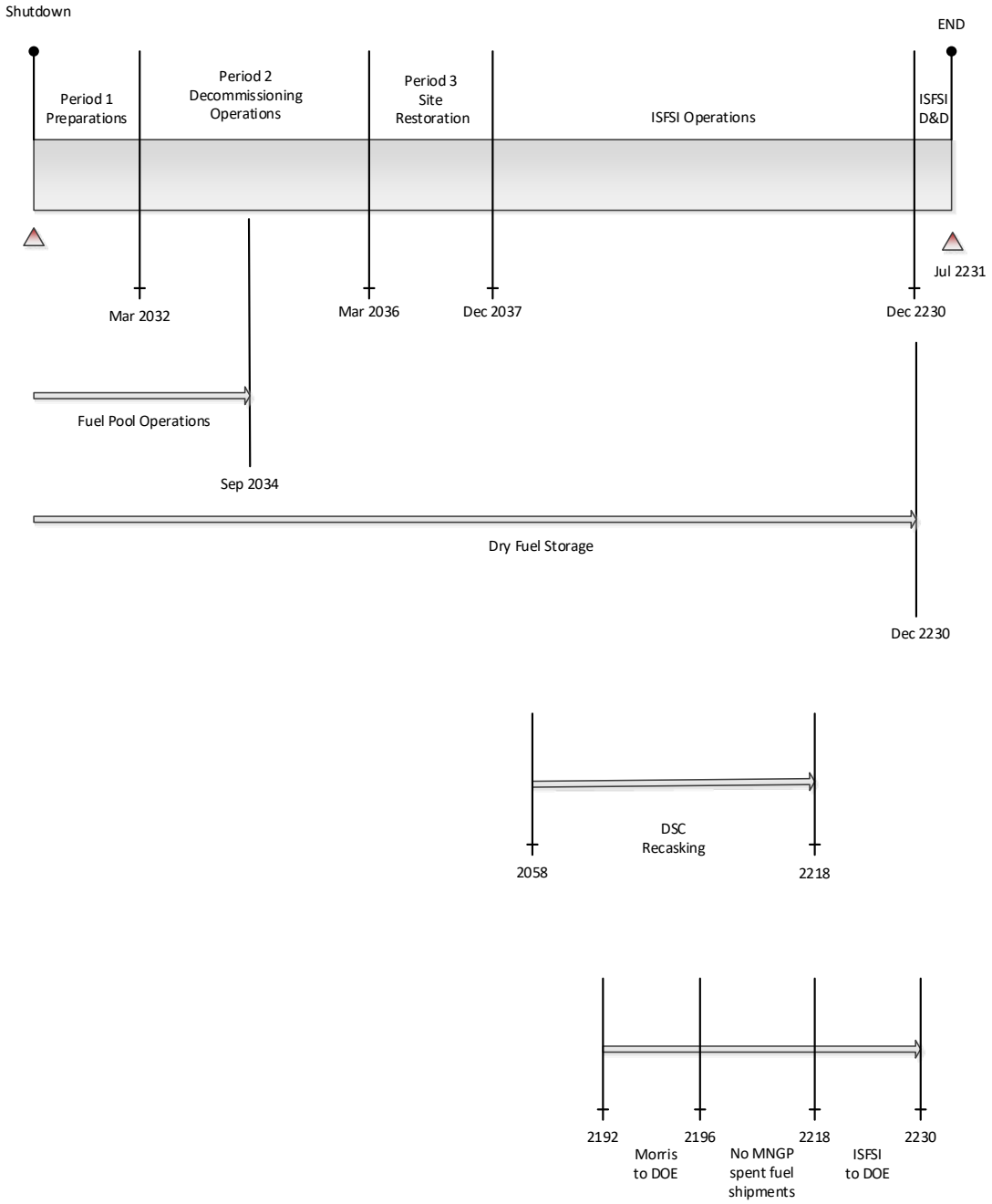

FIGURE 4.6
SCENARIO 5: SAFSTOR WITH 42 YEAR DFS
DECOMMISSIONING TIMELINE

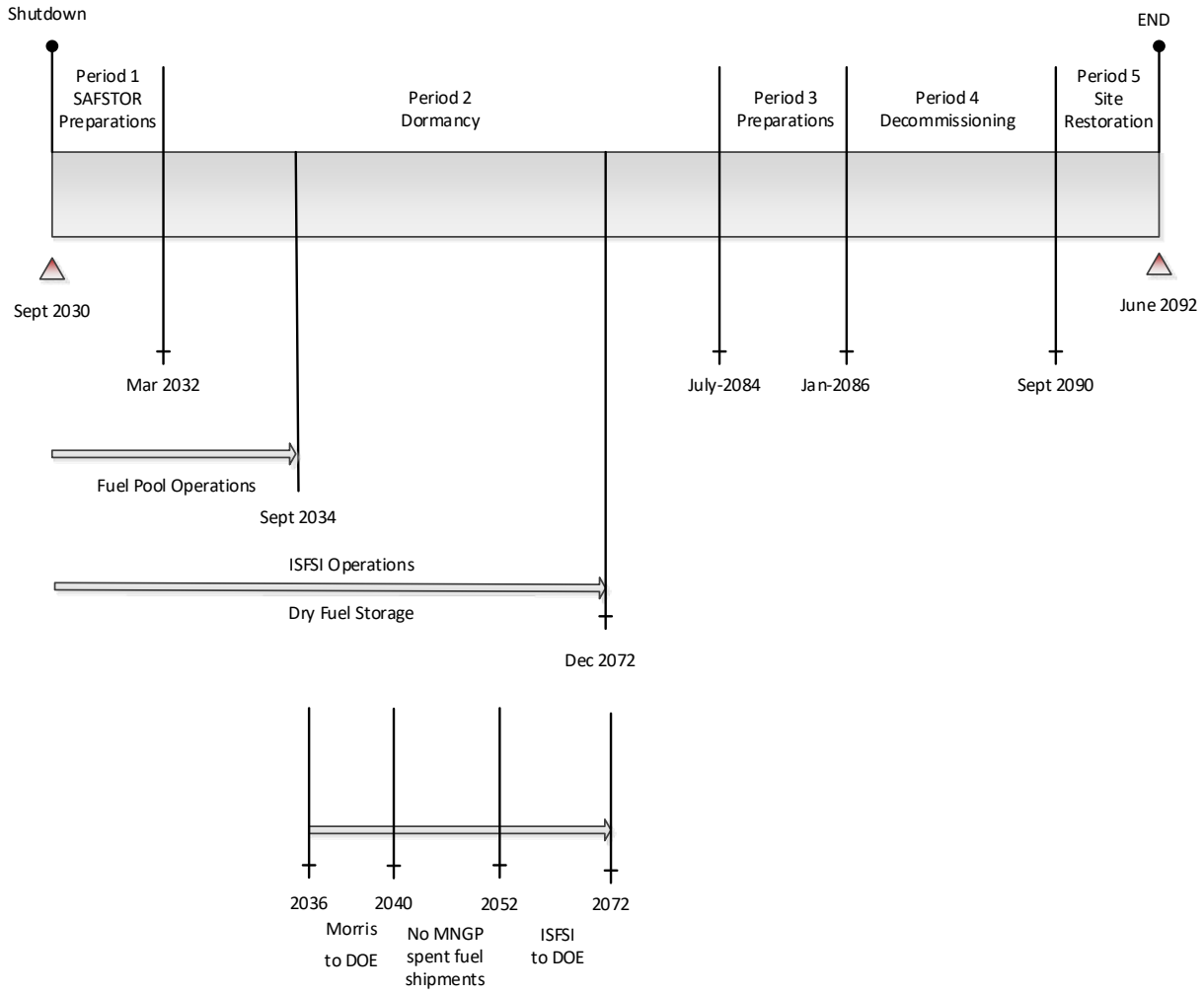

FIGURE 4.7
SCENARIO 6: SAFSTOR WITH 60 YEAR DFS
DECOMMISSIONING TIMELINE
(not to scale)

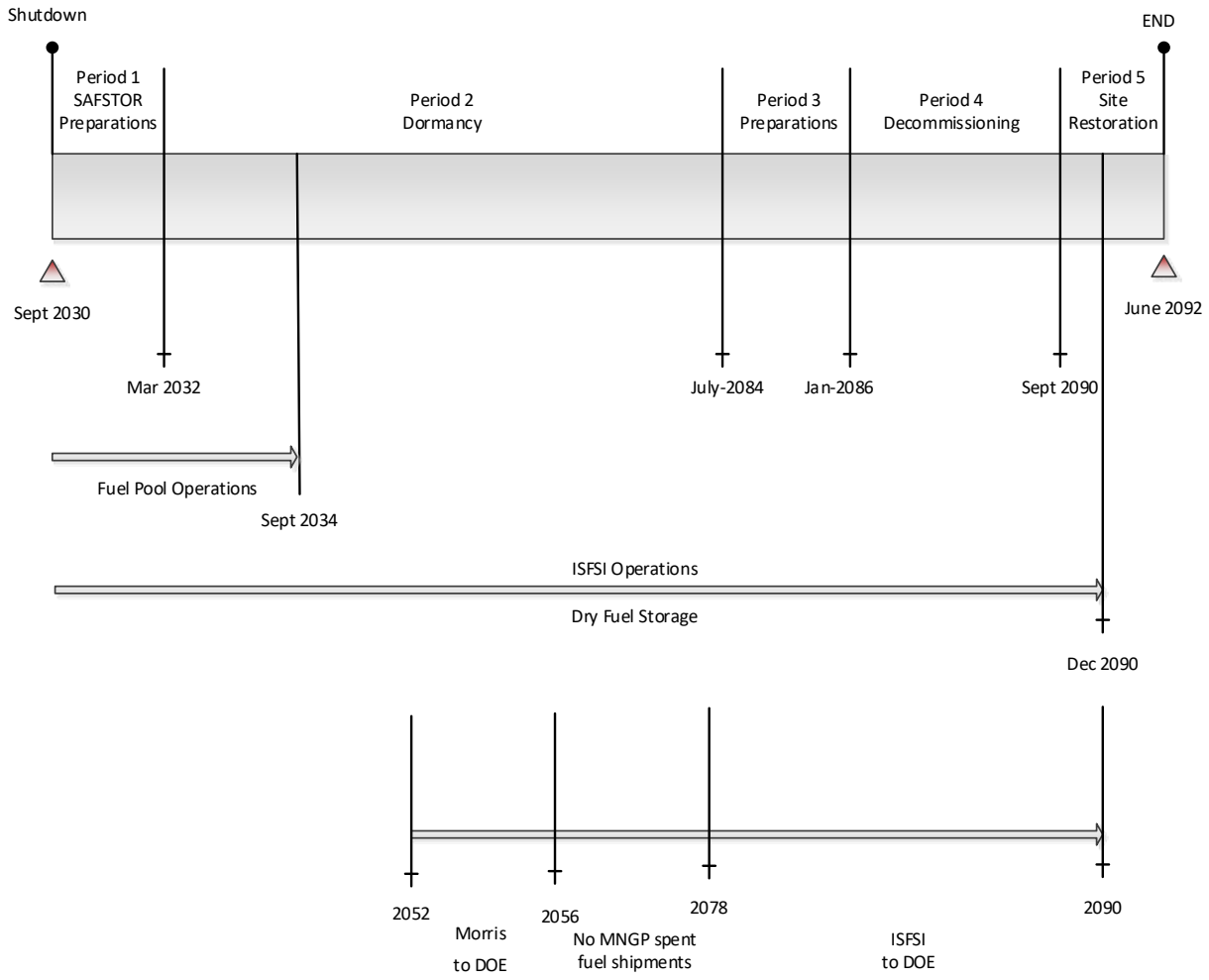

FIGURE 4.8
SCENARIO 7: SAFSTOR WITH 100 YEAR DFS
DECOMMISSIONING TIMELINE
(not to scale)

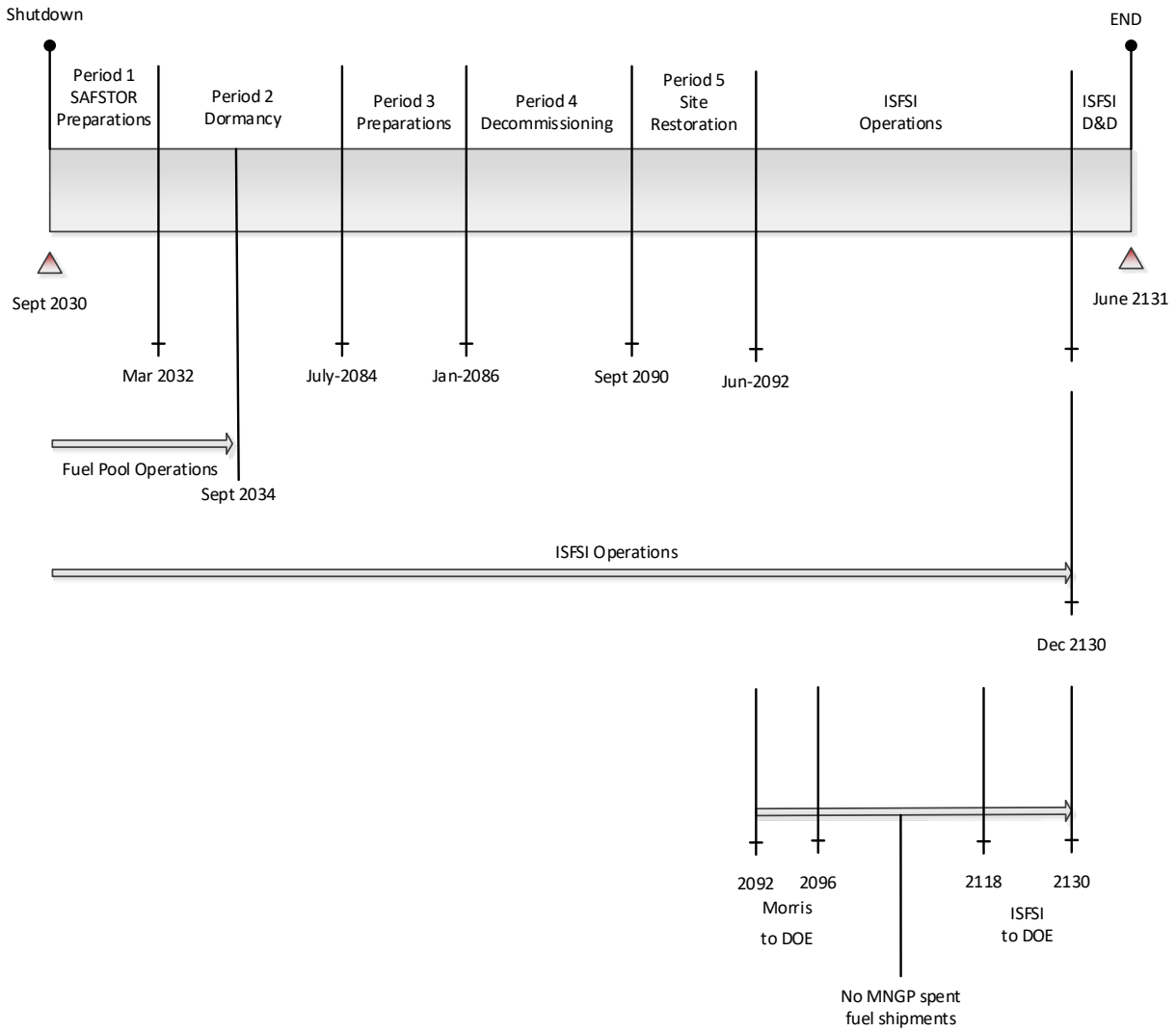

Recasking campaigns occur 2058 through 2084, and 2108 through 2118.

DOE pickup of fuel occurs from 2118 to 2130.

FIGURE 4.9
SCENARIO 8: SAFSTOR WITH 200 YEAR DFS
DECOMMISSIONING TIMELINE
(not to scale)

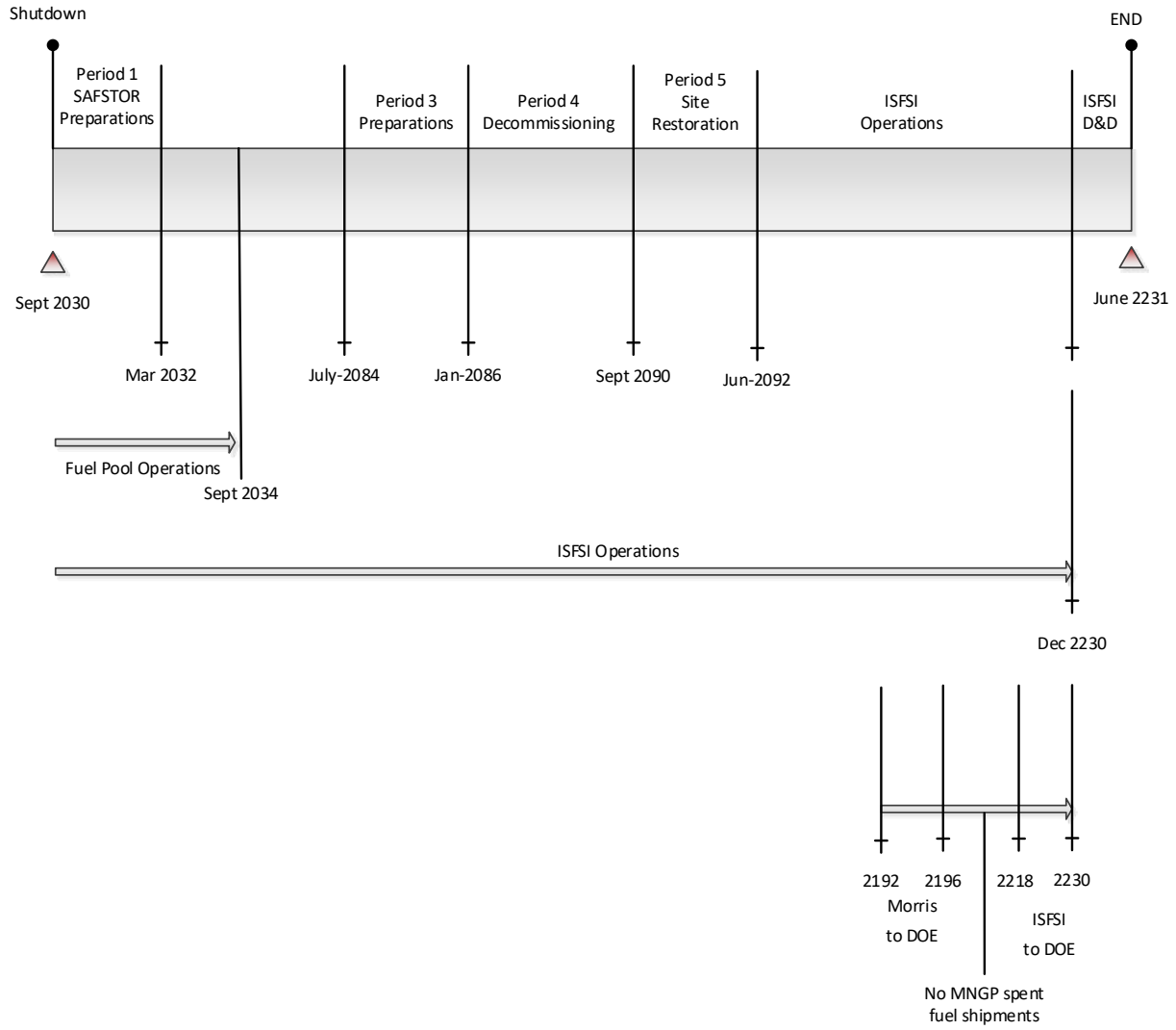

Recasking campaigns occur 2058 through 2084, 2108 through 2134, 2158 through 2184, and 2208 through 2218.

DOE pickup of fuel occurs from 2218 to 2130.

5. RADIOACTIVE WASTES

The objectives of the decommissioning process are the removal of all radioactive material from the site that would restrict its future use and the termination of the NRC license. This currently requires the remediation of all radioactive material at the site in excess of applicable legal limits. Under the Atomic Energy Act, [44] the NRC is responsible for protecting the public from sources of ionizing radiation. Title 10 of the Code of Federal Regulations delineates the production, utilization, and disposal of radioactive materials and processes. In particular, Part 71 defines radioactive material as it pertains to transportation and Part 61 specifies its disposition.

Most of the materials being transported for controlled burial are categorized as Low Specific Activity (LSA) or Surface Contaminated Object (SCO) materials containing Type A quantities, as defined in 49 CFR Parts 173-178. Shipping containers are required to be Industrial Packages (IP-1, IP-2 or IP-3, as defined in 10 CFR §173.411). For this study, commercially available steel containers are presumed to be used for the disposal of piping, small components, and concrete. Larger components can serve as their own containers, with proper closure of all openings, access ways, and penetrations.

The destinations for the various waste streams from decommissioning are identified in Figures 5.1 and 5.2. The volumes of radioactive waste generated during the various decommissioning activities at the site are shown on a line-item basis in Appendices C through J and summarized in Tables 5.1 through 5.8. The quantified waste volume summaries shown in these tables are consistent with §61 classifications. The volumes are calculated based on the exterior dimensions for containerized material and on the displaced volume of components serving as their own waste containers.

The reactor vessel and internals are categorized as large quantity shipments and, accordingly, will be shipped in reusable, shielded truck casks with disposable liners. In calculating disposal costs, the burial fees are applied against the liner volume, as well as the special handling requirements of the payload. Packaging efficiencies are lower for the highly activated materials (greater than Type A quantity waste), where high concentrations of gamma-emitting radionuclides limit the capacity of the shipping canisters.

No process system containing/handling radioactive substances at shutdown is presumed to meet material release criteria by decay alone, i.e., systems radioactive at shutdown will still be radioactive over the time period during which the decommissioning is accomplished, due to the presence of long-lived radionuclides.

While the dose rates decrease with time, radionuclides such as ^{137}Cs will still control the disposition requirements.

The waste material generated in the decontamination and dismantling of Monticello is primarily generated during Period 2 of the DECON alternatives and Period 4 of the SAFSTOR alternatives. Material that is considered potentially contaminated when removed from the radiologically controlled area is sent to processing facilities in Tennessee for conditioning and disposal. Heavily contaminated components and activated materials are routed for controlled disposal. The disposal volumes reported in the tables reflect the savings resulting from reprocessing and recycling.

Disposal fees are calculated using representative costs, with surcharges added for the highly activated components, for example, generated in the segmentation of the reactor vessel. The cost to dispose of the majority of the material generated from the decontamination and dismantling activities is based upon representative rates.

Energy*Solutions* is not able to accept the higher activity waste (Class B and C) generated in the decontamination of the NSSS and segmentation of the components closest to the core. Waste disposal costs for the higher activity waste (Class B and C) are based upon preliminary and indicative information on the cost for such from WCS.

A small quantity of material generated during the Monticello decommissioning will not be considered suitable for near-surface disposal, and is assumed to be disposed of in a geologic repository, in a manner similar to that envisioned for spent fuel disposal. Such material, known as Greater-Than-Class-C or GTCC material, is estimated to require four spent fuel storage canisters (or the equivalent) to dispose of the most radioactive portions of the reactor vessel internals. The volume and weight reported in Tables 5.1 through 5.8 represent the packaged weight and volume of the spent fuel storage canisters.

FIGURE 5.1
RADIOACTIVE WASTE DISPOSITION

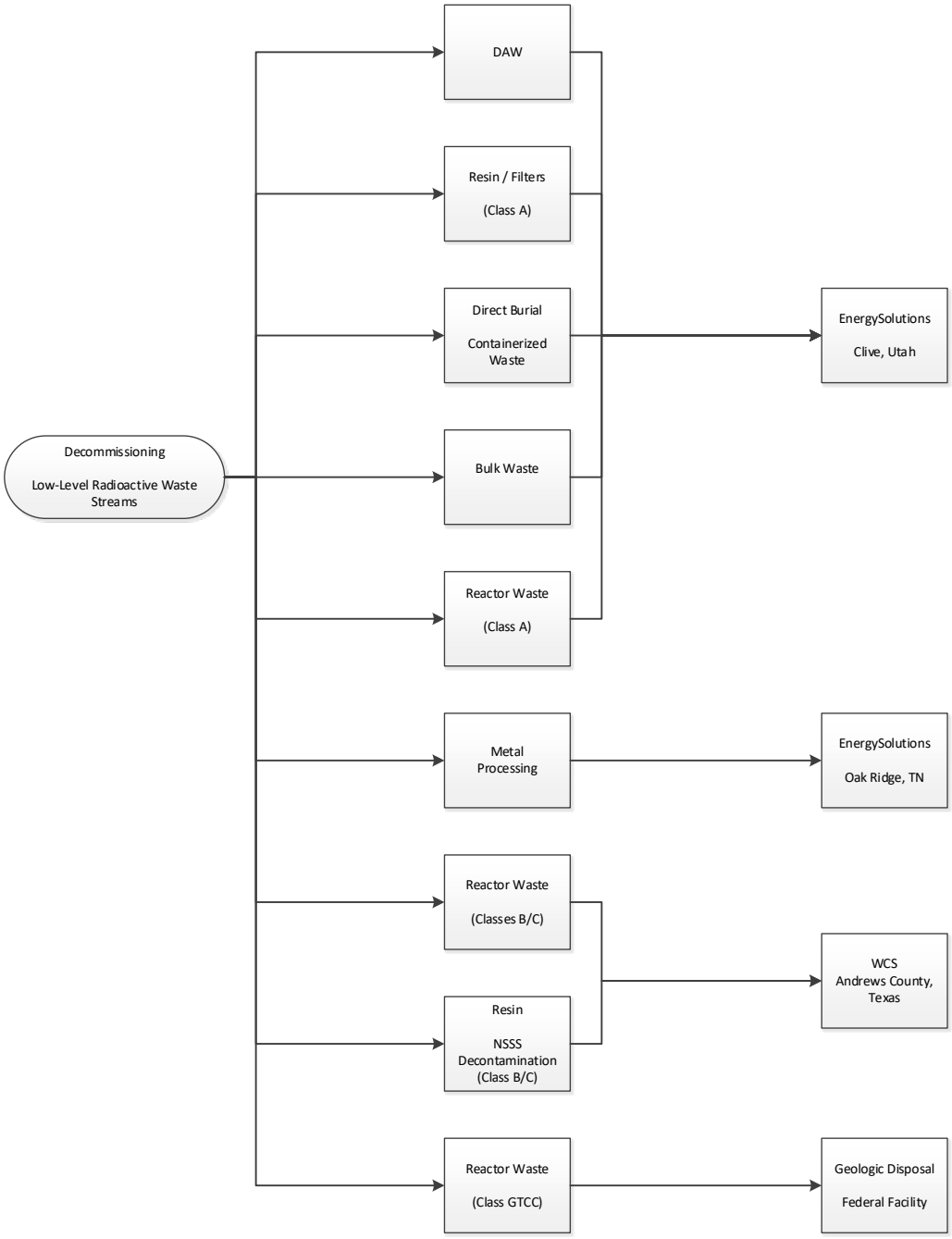

FIGURE 5.2
DECOMMISSIONING WASTE DESTINATIONS
RADIOLOGICAL

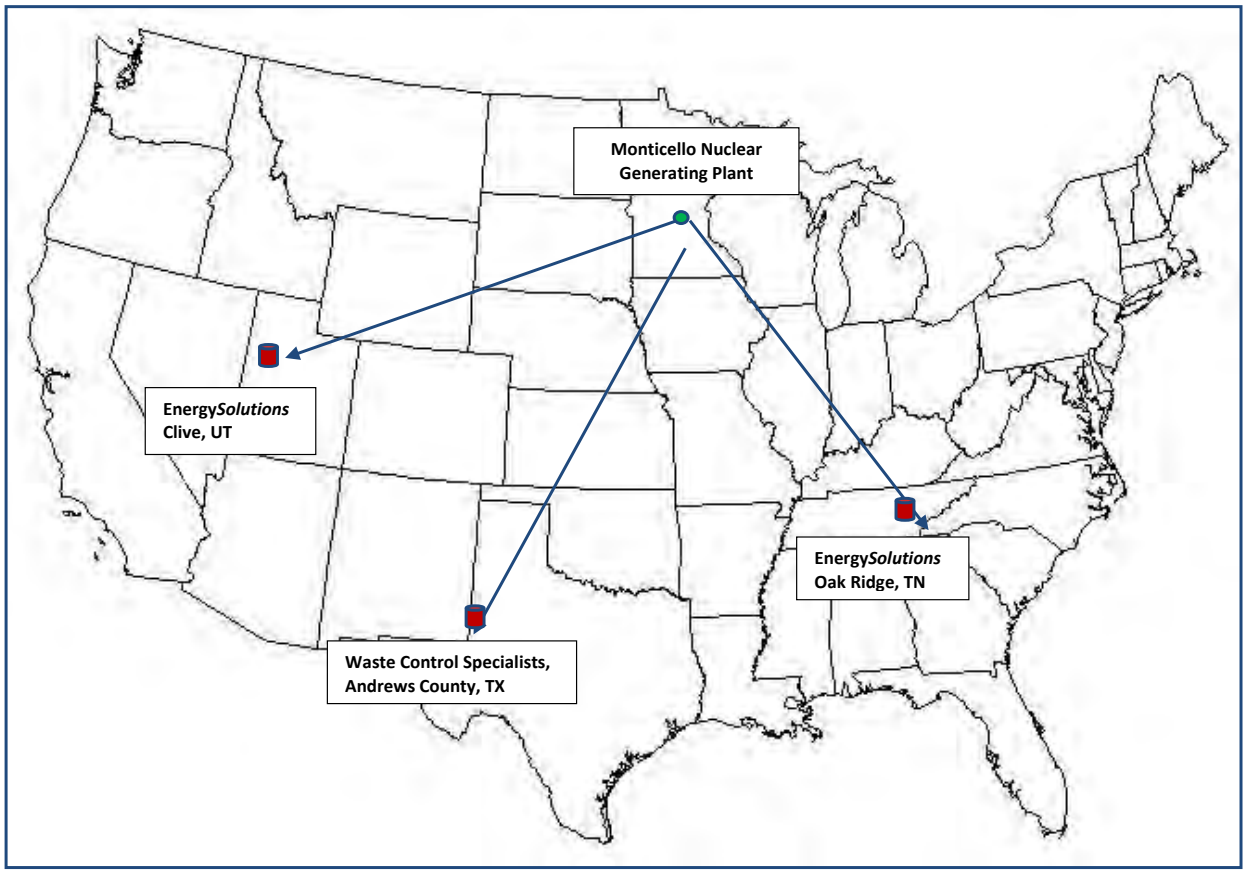

The figure indicates the destinations for the low-level radioactive waste designated for direct disposal (Clive, Utah) and processing/recovery (Oak Ridge, Tennessee).

Disposition of the Class B and C low-level radioactive waste will be at the Waste Control Specialists site in Andrews County, Texas.

Disposal options (and destinations) for GTCC are still being evaluated.

TABLE 5.1
SCENARIO 1: DECON WITH 42 YEAR DFS
DECOMMISSIONING WASTE SUMMARY

Waste	Cost Basis	Class [1]	Waste Volume (cubic feet)	Mass (pounds)
Low-Level Radioactive Waste (near-surface disposal)	Energy*Solutions* Containerized	A	122,218	7,165,609
	Energy*Solutions* Bulk	A	75,053	4,661,497
	Future LLRW Disposal Facility (Proxy)	B	1,992	228,038
	Future LLRW Disposal Facility (Proxy)	C	898	67,710
Greater than Class C (geologic repository)	Spent Fuel Equivalent	GTCC	1,160	225,765
Total [2]			201,320	12,348,619
Processed/Conditioned (off-site recycling center)	Recycling Vendors	A	288,203	12,125,960
Scrap Metal				46,246,000

[1] Waste is classified according to the requirements as delineated in Title 10 CFR, Part 61.55
[2] Columns may not add due to rounding

TABLE 5.2
SCENARIO 2: DECON WITH 60 YEAR DFS
DECOMMISSIONING WASTE SUMMARY

Waste	Cost Basis	Class [1]	Waste Volume (cubic feet)	Mass (pounds)
Low-Level Radioactive Waste (near-surface disposal)	Energy*Solutions* Containerized	A	122,218	7,165,609
	Energy*Solutions* Bulk	A	75,053	4,661,497
	Future LLRW Disposal Facility (Proxy)	B	1,992	228,038
	Future LLRW Disposal Facility (Proxy)	C	898	67,710
Greater than Class C (geologic repository)	Spent Fuel Equivalent	GTCC	1,160	225,765
Total [2]			201,320	12,348,619
Processed/Conditioned (off-site recycling center)	Recycling Vendors	A	288,203	12,125,960
Scrap Metal				46,246,000

[1] Waste is classified according to the requirements as delineated in Title 10 CFR, Part 61.55
[2] Columns may not add due to rounding

TABLE 5.3
SCENARIO 3: DECON WITH 100 YEAR DFS
DECOMMISSIONING WASTE SUMMARY

Waste	Cost Basis	Class [1]	Waste Volume (cubic feet)	Mass (pounds)
Low-Level Radioactive Waste (near-surface disposal)	Energy*Solutions* Containerized	A	122,218	7,169,509
	Energy*Solutions* Bulk	A	75,048	4,661,403
	Future LLRW Disposal Facility (Proxy)	B	1,992	228,038
	Future LLRW Disposal Facility (Proxy)	C	898	67,710
Greater than Class C (geologic repository)	Spent Fuel Equivalent	GTCC	1,160	225,765
Total [2]			201,315	12,352,425
Processed/Conditioned (off-site recycling center)	Recycling Vendors	A	288,203	12,125,960
Scrap Metal				46,246,000

[1] Waste is classified according to the requirements as delineated in Title 10 CFR, Part 61.55
[2] Columns may not add due to rounding

TABLE 5.4
SCENARIO 4: DECON WITH 200 YEAR DFS
DECOMMISSIONING WASTE SUMMARY

Waste	Cost Basis	Class [1]	Waste Volume (cubic feet)	Mass (pounds)
Low-Level Radioactive Waste (near-surface disposal)	Energy*Solutions* Containerized	A	122,218	7,169,509
	Energy*Solutions* Bulk	A	75,048	4,661,403
	Future LLRW Disposal Facility (Proxy)	B	1,992	228,038
	Future LLRW Disposal Facility (Proxy)	C	898	67,710
Greater than Class C (geologic repository)	Spent Fuel Equivalent	GTCC	1,160	225,765
Total [2]			201,315	12,352,425
Processed/Conditioned (off-site recycling center)	Recycling Vendors	A	288,203	12,125,960
Scrap Metal				46,246,000

[1] Waste is classified according to the requirements as delineated in Title 10 CFR, Part 61.55
[2] Columns may not add due to rounding

TABLE 5.5
SCENARIO 5: SAFSTOR WITH 42 YEAR DFS
DECOMMISSIONING WASTE SUMMARY

Waste	Cost Basis	Class [1]	Waste Volume (cubic feet)	Mass (pounds)
Low-Level Radioactive Waste (near-surface disposal)	Energy*Solutions* Containerized	A	48,786	3,102,783
	Energy*Solutions* Bulk	A	104,319	5,908,877
	Future LLRW Disposal Facility (Proxy)	B	1,628	142,266
	Future LLRW Disposal Facility (Proxy)	C	600	60,128
Greater than Class C (geologic repository)	Spent Fuel Equivalent	GTCC	1,160	225,765
Total [2]			156,493	9,439,818
Processed/Conditioned (off-site recycling center)	Recycling Vendors	A	340,180	14,286,120
Scrap Metal				46,246,000

[1] Waste is classified according to the requirements as delineated in Title 10 CFR, Part 61.55
[2] Columns may not add due to rounding

TABLE 5.6
SCENARIO 6: SAFSTOR WITH 60 YEAR DFS
DECOMMISSIONING WASTE SUMMARY

Waste	Cost Basis	Class [1]	Waste Volume (cubic feet)	Mass (pounds)
Low-Level Radioactive Waste (near-surface disposal)	Energy*Solutions* Containerized	A	48,786	3,102,783
	Energy*Solutions* Bulk	A	104,436	5,911,207
	Future LLRW Disposal Facility (Proxy)	B	1,628	142,266
	Future LLRW Disposal Facility (Proxy)	C	600	60,128
Greater than Class C (geologic repository)	Spent Fuel Equivalent	GTCC	1,160	225,765
Total [2]			156,609	9,442,148
Processed/Conditioned (off-site recycling center)	Recycling Vendors	A	340,180	14,286,120
Scrap Metal				46,246,000

[1] Waste is classified according to the requirements as delineated in Title 10 CFR, Part 61.55
[2] Columns may not add due to rounding

TABLE 5.7
SCENARIO 7: SAFSTOR WITH 100 YEAR DFS
DECOMMISSIONING WASTE SUMMARY

Waste	Cost Basis	Class [1]	Waste Volume (cubic feet)	Mass (pounds)
Low-Level Radioactive Waste (near-surface disposal)	Energy*Solutions* Containerized	A	48,784	3,106,599
	Energy*Solutions* Bulk	A	104,397	5,910,437
	Future LLRW Disposal Facility (Proxy)	B	1,628	142,266
	Future LLRW Disposal Facility (Proxy)	C	600	60,128
Greater than Class C (geologic repository)	Spent Fuel Equivalent	GTCC	1,160	225,765
Total [2]			156,569	9,445,194
Processed/Conditioned (off-site recycling center)	Recycling Vendors	A	340,180	14,286,120
Scrap Metal				46,246,000

[1] Waste is classified according to the requirements as delineated in Title 10 CFR, Part 61.55
[2] Columns may not add due to rounding

TABLE 5.8
SCENARIO 8: SAFSTOR WITH 200 YEAR DFS
DECOMMISSIONING WASTE SUMMARY

Waste	Cost Basis	Class [1]	Waste Volume (cubic feet)	Mass (pounds)
Low-Level Radioactive Waste (near-surface disposal)	Energy*Solutions* Containerized	A	48,784	3,106,599
	Energy*Solutions* Bulk	A	104,397	5,910,437
	Future LLRW Disposal Facility (Proxy)	B	1,628	142,266
	Future LLRW Disposal Facility (Proxy)	C	600	60,128
Greater than Class C (geologic repository)	Spent Fuel Equivalent	GTCC	1,160	225,765
Total [2]			156,569	9,445,194
Processed/Conditioned (off-site recycling center)	Recycling Vendors	A	340,180	14,286,120
Scrap Metal				46,246,000

[1] Waste is classified according to the requirements as delineated in Title 10 CFR, Part 61.55
[2] Columns may not add due to rounding

6. RESULTS

This report presents estimates of the cost to decommission Monticello for the selected decommissioning scenarios following the cessation of plant operations. The estimates are based on numerous fundamental assumptions, including regulatory requirements, project contingencies, low-level radioactive waste disposal practices, high-level radioactive waste management options, and site restoration requirements. While not an engineering study, the estimates provide Xcel Energy with sufficient information to assess their financial obligations, as they pertain to the eventual decommissioning of the nuclear station.

The decommissioning scenarios assume continued operation of the station's spent fuel pool for a minimum of four years following the cessation of operations for continued cooling of the assemblies. The existing ISFSI is expanded to accommodate the spent fuel, once sufficiently cooled, until such time that the DOE can complete the transfer of the assemblies to its repository.

Using Scenario 2 as the base case, the cost projected to promptly decommission the station, restore the site, and manage the spent fuel is estimated to be $1.613 billion (2020 dollars). The majority of this cost (approximately 48.1%) is associated with the physical decontamination and dismantling of the nuclear plant so that the operating license can be terminated. Another 47.3% is associated with the management, interim storage, and eventual transfer of the spent fuel. The remaining 4.6% is for the demolition of the designated structures and limited restoration of the site.

The primary cost contributors, identified in Tables 6.1 through 6.8, are either labor-related or associated with the management and disposition of the spent fuel or radioactive waste. Program management (including security) is the largest single contributor to the overall cost. The magnitude of the expense is a function of both the size of the organization required to manage the decommissioning, as well as the duration of the program. It is assumed, for purposes of this analysis, that Xcel Energy will hire a contractor to manage the decommissioning labor force. The size and composition of the management organizations varies with the decommissioning phase and associated site activities. However, once the operating license is amended or terminated, the staff is substantially reduced for the conventional demolition and restoration of the site, and the long-term care of the spent fuel (for the DECON alternative).

As described in this report, the spent fuel pool will remain operational for a minimum of four years following the cessation of operations. The pool will be isolated and an independent spent fuel island created. This will allow

decommissioning operations to proceed in and around the pool areas. Over the four year period, the spent fuel will be packaged into transportable canisters for future loading into a DOE-provided transport cask or relocation to the ISFSI. The canisters will be stored in horizontal storage casks at the ISFSI until the DOE is able to receive them. Dry storage of the fuel provides additional flexibility in the event the DOE is not able to meet the current timetable for completing the transfer of assemblies to an off-site facility and minimizes the associated caretaking expenses.

The cost for waste disposal includes only those costs associated with the controlled disposition of the low-level radioactive waste generated from decontamination and dismantling activities, including plant equipment and components, structural material, filters, resins and dry-active waste. As described in Section 5, disposition of the majority of the low-level radioactive material requiring controlled disposal is at the Energy*Solutions* facility, with higher-activity waste sent to the WCS facility. Highly activated components, requiring additional isolation from the environment (GTCC), are packaged for geologic disposal. The cost of geologic disposal is based upon a cost equivalent for spent fuel.

A significant portion of the metallic waste is designated for additional processing and treatment at an off-site facility. Processing reduces the volume of material requiring controlled disposal through such techniques and processes as survey and sorting, decontamination, and volume reduction. The material that cannot be unconditionally released is packaged for controlled disposal at one of the currently operating facilities. The cost identified in the summary tables for processing is all-inclusive, incorporating the ultimate disposition of the material.

Removal costs reflect the labor-intensive nature of the decommissioning process, as well as the management controls required to ensure a safe and successful program. Decontamination and packaging costs also have a large labor component that is based upon prevailing wages. Non-radiological demolition is a natural extension of the decommissioning process. The methods employed in decontamination and dismantling are generally destructive and indiscriminate in inflicting collateral damage. With a work force mobilized to support decommissioning operations, non-radiological demolition can be an integrated activity and a logical expansion of the work being performed in the process of terminating the operating license.

The reported cost for transport includes the tariffs and surcharges associated with moving large components and/or overweight shielded casks overland, as well as the general expense, e.g., labor and fuel, of transporting material to the destinations identified in this report. For purposes of this analysis, material is moved overland by truck.

Decontamination is used to reduce the plant's radiation fields and minimize worker exposure. Slightly contaminated material or material located within a contaminated area is sent to an off-site processing center, i.e., this analysis does not assume that contaminated plant components and equipment can be decontaminated for uncontrolled release in-situ. Centralized processing centers have proven to be a more economical means of handling the large volumes of material produced in the dismantling of a nuclear plant.

License termination survey costs are associated with the labor intensive and complex activity of verifying that contamination has been removed from the site to the levels specified by the regulating agency. This process involves a systematic survey of all remaining plant surface areas and surrounding environs, sampling, isotopic analysis, and documentation of the findings. The status of any plant components and materials not removed in the decommissioning process will also require confirmation and will add to the expense of surveying the facilities alone.

The remaining costs include allocations for heavy equipment and temporary services, as well as for other expenses such as regulatory fees and the premiums for nuclear insurance. While site operating costs are greatly reduced following the final cessation of plant operations, certain administrative functions do need to be maintained either at a basic functional or regulatory level.

TABLE 6.1
SCENARIO 1: DECON WITH 42 YEAR DFS
DECOMMISSIONING COST ELEMENTS
(thousands of 2020 dollars)

Cost Element	Total	Percentage
Decontamination	24,330	1.7%
Removal	124,923	8.9%
Packaging	26,543	1.9%
Transportation	14,145	1.0%
Waste Disposal	114,148	8.1%
Off-site Waste Processing	57,444	4.1%
Program Management [1]	291,793	20.8%
Security	300,359	21.4%
Spent Fuel Pool Isolation	14,576	1.0%
Spent Fuel Storage (Direct Costs) [2]	243,342	17.3%
Insurance and Regulatory Fees	39,755	2.8%
Energy	10,030	0.7%
Characterization and Licensing Surveys	23,012	1.6%
Property Taxes	55,377	3.9%
Miscellaneous Equipment	7,411	0.5%
Railroad Track Maintenance	6,915	0.5%
Retention and Severance	41,002	2.9%
Security Modifications	10,000	0.7%
Total [3]	1,405,104	100.0%

Cost Element	Total	Percentage
NRC License Termination	776,139	55.2%
Spent Fuel Management	555,579	39.5%
Site Restoration	73,386	5.2%
Total [3]	1,405,104	100.0%

[1] Includes engineering

[2] Includes costs for the dry storage system components, spent fuel loading and transfer, spent fuel pool O&M and EP fees, but excludes program management costs (staffing), security and other related costs

[3] Columns may not add due to rounding

TABLE 6.2
SCENARIO 2: DECON WITH 60 YEAR DFS
DECOMMISSIONING COST ELEMENTS
(thousands of 2020 dollars)

Cost Element	Total	Percentage
Decontamination	24,330	1.5%
Removal	124,923	7.7%
Packaging	26,543	1.6%
Transportation	14,145	0.9%
Waste Disposal	114,148	7.1%
Off-site Waste Processing	57,444	3.6%
Program Management [1]	317,534	19.7%
Security	389,439	24.1%
Spent Fuel Pool Isolation	14,576	0.9%
Spent Fuel Storage (Direct Costs) [2]	301,663	18.7%
Insurance and Regulatory Fees	53,689	3.3%
Energy	10,030	0.6%
Characterization and Licensing Surveys	23,012	1.4%
Property Taxes	73,368	4.5%
Miscellaneous Equipment	7,411	0.5%
Railroad Track Maintenance	9,505	0.6%
Retention and Severance	41,002	2.5%
Security Modifications	10,000	0.6%
Total [3]	1,612,762	100.0%

Cost Element	Total	Percentage
NRC License Termination	776,139	48.1%
Spent Fuel Management	763,237	47.3%
Site Restoration	73,386	4.6%
Total [3]	1,612,762	100.0%

[1] Includes engineering

[2] Includes costs for the dry storage system components, spent fuel loading and transfer, spent fuel pool O&M and EP fees, but excludes program management costs (staffing), security and other related costs

[3] Columns may not add due to rounding

TABLE 6.3
SCENARIO 3: DECON WITH 100 YEAR DFS
DECOMMISSIONING COST ELEMENTS
(thousands of 2020 dollars)

Cost Element	Total	Percentage
Decontamination	24,330	0.9%
Removal	125,011	4.7%
Packaging	26,543	1.0%
Transportation	14,145	0.5%
Waste Disposal	114,148	4.3%
Off-site Waste Processing	57,444	2.2%
Program Management [1]	502,435	19.0%
Security	587,397	22.2%
Spent Fuel Pool Isolation	14,576	0.6%
Spent Fuel Storage (Direct Costs) [2]	875,124	33.1%
Insurance and Regulatory Fees	84,655	3.2%
Energy	10,030	0.4%
Characterization and Licensing Surveys	23,012	0.9%
Property Taxes	113,348	4.3%
Miscellaneous Equipment	7,411	0.3%
Railroad Track Maintenance	15,260	0.6%
Retention and Severance	41,002	1.5%
Security Modifications	10,000	0.4%
Total [3]	2,645,871	100.0%

Cost Element	Total	Percentage
NRC License Termination	776,228	29.3%
Spent Fuel Management	1,795,906	67.9%
Site Restoration	73,737	2.8%
Total [3]	2,645,871	100.0%

[1] Includes engineering

[2] Includes costs for the dry storage system components, spent fuel loading and transfer, spent fuel pool O&M and EP fees, but excludes program management costs (staffing), security and other related costs

[3] Columns may not add due to rounding

TABLE 6.4
SCENARIO 4: DECON WITH 200 YEAR DFS
DECOMMISSIONING COST ELEMENTS
(thousands of 2020 dollars)

Cost Element	Total	Percentage
Decontamination	24,330	0.5%
Removal	125,011	2.7%
Packaging	26,543	0.6%
Transportation	14,145	0.3%
Waste Disposal	114,148	2.4%
Off-site Waste Processing	57,444	1.2%
Program Management [1]	782,364	16.7%
Security	1,082,311	23.0%
Spent Fuel Pool Isolation	14,576	0.3%
Spent Fuel Storage (Direct Costs) [2]	1,961,162	41.7%
Insurance and Regulatory Fees	162,073	3.4%
Energy	10,030	0.2%
Characterization and Licensing Surveys	23,012	0.5%
Property Taxes	213,298	4.5%
Miscellaneous Equipment	7,411	0.2%
Railroad Track Maintenance	29,650	0.6%
Retention and Severance	41,002	0.9%
Security Modifications	10,000	0.2%
Total [3]	4,698,509	100.0%

Cost Element	Total	Percentage
NRC License Termination	776,228	16.5%
Spent Fuel Management	3,848,543	81.9%
Site Restoration	73,737	1.6%
Total [3]	4,698,509	100.0%

[1] Includes engineering

[2] Includes costs for the dry storage system components, spent fuel loading and transfer, spent fuel pool O&M and EP fees, but excludes program management costs (staffing), security and other related costs

[3] Columns may not add due to rounding

TABLE 6.5
SCENARIO 5: SAFSTOR WITH 42 YEAR DFS
DECOMMISSIONING COST ELEMENTS
(thousands of 2020 dollars)

Cost Element	Total	Percentage
Decontamination	30,303	1.7%
Removal	130,385	7.2%
Packaging	17,375	1.0%
Transportation	10,222	0.6%
Waste Disposal	82,277	4.6%
Off-site Waste Processing	67,679	3.8%
Program Management [1]	415,951	23.1%
Security	379,377	21.1%
Spent Fuel Pool Isolation	14,576	0.8%
Spent Fuel Storage (Direct Costs) [2]	233,722	13.0%
Insurance and Regulatory Fees	61,212	3.4%
Energy	23,983	1.3%
Characterization and Licensing Surveys	24,381	1.4%
Property Taxes	227,954	12.7%
Miscellaneous Equipment	21,371	1.2%
Railroad Track Maintenance	9,258	0.5%
Retention and Severance	41,002	2.3%
Security Modifications	10,000	0.6%
Total [3]	1,801,028	100.0%

Cost Element	Total	Percentage
NRC License Termination	1,258,686	69.9%
Spent Fuel Management	479,749	26.6%
Site Restoration	62,593	3.5%
Total [3]	1,801,028	100.0%

[1] Includes engineering

[2] Includes costs for the dry storage system components, spent fuel loading and transfer, spent fuel pool O&M and EP fees, but excludes program management costs (staffing), security and other related costs

[3] Columns may not add due to rounding

TABLE 6.6
SCENARIO 6: SAFSTOR WITH 60 YEAR DFS
DECOMMISSIONING COST ELEMENTS
(thousands of 2020 dollars)

Cost Element	Total	Percentage
Decontamination	30,303	1.6%
Removal	130,503	6.7%
Packaging	17,378	0.9%
Transportation	10,223	0.5%
Waste Disposal	82,289	4.2%
Off-site Waste Processing	67,679	3.5%
Program Management [1]	433,069	22.3%
Security	431,859	22.2%
Spent Fuel Pool Isolation	14,576	0.8%
Spent Fuel Storage (Direct Costs) [2]	289,013	14.9%
Insurance and Regulatory Fees	66,507	3.4%
Energy	23,983	1.2%
Characterization and Licensing Surveys	24,381	1.3%
Property Taxes	238,521	12.3%
Miscellaneous Equipment	21,371	1.1%
Railroad Track Maintenance	9,258	0.5%
Retention and Severance	41,002	2.1%
Security Modifications	10,000	0.5%
Total [3]	1,941,915	100.0%

Cost Element	Total	Percentage
NRC License Termination	1,250,097	64.4%
Spent Fuel Management	629,040	32.4%
Site Restoration	62,778	3.2%
Total [3]	1,941,915	100.0%

[1] Includes engineering

[2] Includes costs for the dry storage system components, spent fuel loading and transfer, spent fuel pool O&M and EP fees, but excludes program management costs (staffing), security and other related costs

[3] Columns may not add due to rounding

TABLE 6.7
SCENARIO 7: SAFSTOR WITH 100 YEAR DFS
DECOMMISSIONING COST ELEMENTS
(thousands of 2020 dollars)

Cost Element	Total	Percentage
Decontamination	29,939	1.0%
Removal	130,623	4.5%
Packaging	22,597	0.8%
Transportation	10,222	0.4%
Waste Disposal	82,285	2.8%
Off-site Waste Processing	67,679	2.3%
Program Management [1]	544,148	18.8%
Security	611,726	21.2%
Spent Fuel Pool Isolation	14,576	0.5%
Spent Fuel Storage (Direct Costs) [2]	863,002	29.9%
Insurance and Regulatory Fees	97,864	3.4%
Energy	24,005	0.8%
Characterization and Licensing Surveys	24,381	0.8%
Property Taxes	278,126	9.6%
Miscellaneous Equipment	21,371	0.7%
Railroad Track Maintenance	14,886	0.5%
Retention and Severance	41,002	1.4%
Security Modifications	10,000	0.3%
Total [3]	2,888,431	100.0%

Cost Element	Total	
NRC License Termination	1,248,652	43.2%
Spent Fuel Management	1,580,426	54.7%
Site Restoration	59,354	2.1%
Total [3]	2,888,431	100.0%

[1] Includes engineering costs

[2] Includes costs for the dry storage system components, spent fuel loading and transfer, spent fuel pool O&M and EP fees, but excludes program management costs (staffing), security and other related costs

[3] Columns may not add due to rounding

TABLE 6.8
SCENARIO 8: SAFSTOR WITH 200 YEAR DFS
DECOMMISSIONING COST ELEMENTS
(thousands of 2020 dollars)

Cost Element	Total	Percentage
Decontamination	29,939	0.6%
Removal	130,623	2.7%
Packaging	22,597	0.5%
Transportation	10,222	0.2%
Waste Disposal	82,285	1.7%
Off-site Waste Processing	67,679	1.4%
Program Management [1]	824,077	16.8%
Security	1,061,840	21.7%
Spent Fuel Pool Isolation	14,576	0.3%
Spent Fuel Storage (Direct Costs) [2]	1,949,073	39.8%
Insurance and Regulatory Fees	175,282	3.6%
Energy	24,005	0.5%
Characterization and Licensing Surveys	24,381	0.5%
Property Taxes	378,076	7.7%
Miscellaneous Equipment	21,371	0.4%
Railroad Track Maintenance	29,275	0.6%
Retention and Severance	41,002	0.8%
Security Modifications	10,000	0.2%
Total [3]	4,896,303	100.0%

Cost Element	Total	
NRC License Termination	1,248,733	25.5%
Spent Fuel Management	3,588,216	73.3%
Site Restoration	59,354	1.2%
Total [3]	4,896,303	100.0%

[1] Includes engineering costs

[2] Includes costs for the dry storage system components, spent fuel loading and transfer, spent fuel pool O&M and EP fees, but excludes program management costs (staffing), security and other related costs

[3] Columns may not add due to rounding

7. REFERENCES

1. "Decommissioning Cost Analysis for the Monticello Nuclear Generating Plant," Document No. X01-1725-002, Rev. 0, TLG Services, Inc., October 2017 [Partial]

2. U.S. Code of Federal Regulations, Title 10, Parts 30, 40, 50, 51, 70 and 72, "General Requirements for Decommissioning Nuclear Facilities," Nuclear Regulatory Commission, 53 Fed. Reg. 24018, June 27, 1988 [Open]

3. U.S. Nuclear Regulatory Commission, Regulatory Guide 1.159, "Assuring the Availability of Funds for Decommissioning Nuclear Reactors," Rev. 2, October 2011 [Open]

4. U.S. Code of Federal Regulations, Title 10, Part 20, Subpart E, "Radiological Criteria for License Termination" [Open]

5. U.S. Code of Federal Regulations, Title 10, Parts 20 and 50, "Entombment Options for Power Reactors," Advance Notice of Proposed Rulemaking, 66 Fed. Reg. 52551, October 16, 2001 [Open]

6. U.S. Code of Federal Regulations, Title 10, Parts 2, 50 and 51, "Decommissioning of Nuclear Power Reactors," Nuclear Regulatory Commission, 61 Fed. Reg. 39278, July 29, 1996 [Open]

7. U.S. Code of Federal Regulations, Title 10, Parts 20, 30, 40, 50, 70, and 72, "Decommissioning Planning," Nuclear Regulatory Commission, Federal Register Volume 76, (p 35512 et seq.), June 17, 2011 [Open]

8. "Nuclear Waste Policy Act of 1982," 42 U.S. Code 10101, et seq. [Open]

9. Charter of the Blue Ribbon Commission on America's Nuclear Future, "Objectives and Scope of Activities," 2010 [Open]

10. "Blue Ribbon Commission on America's Nuclear Future, Report to the Secretary of Energy," p. 27, 32, January 2012 [Open]

11. "Strategy for the Management and Disposal of Used Nuclear Fuel and High-Level Radioactive Waste," U.S. DOE, January 11, 2013 [Open]

7. REFERENCES
(continued)

12. United States Court of Appeals for the District of Columbia Circuit, In Re: Aiken County, Et Al., August 2013 [Open]

13. U.S. Code of Federal Regulations, Title 10, Part 961.11, Article IV – Responsibilities of the Parties, B. DOE Responsibilities, 5.(a) … DOE shall issue an annual acceptance priority ranking for receipt of SNF and/or HLW at the DOE repository. This priority ranking shall be based on the age of SNF and/or HLW as calculated from the date of discharge of such materials from the civilian nuclear power reactor. The oldest fuel or waste will have the highest priority for acceptance …"

14. Minnesota Statute 216B.2445, "Nuclear Power Plant Decommissioning and Storage of Used Nuclear Fuel" [Open]

15. "Order Approving Nuclear Decommissioning Study, Assumptions, and Annual Accrual, and Setting Filing Requirements", Page 8, Items 12e and 12g, Minnesota Public Utilities Commission Docket E-002/M-14-761 October 4, 2015 [Open]

16. U.S. Code of Federal Regulations, Title 10, Part 50, "Domestic Licensing of Production and Utilization Facilities," Subpart 54 (bb), "Conditions of Licenses" [Open]

17. U.S. Code of Federal Regulations, Title 10, Part 72, Subpart K, "General License for Storage of Spent Fuel at Power Reactor Sites" [Open]

18. "Low-Level Radioactive Waste Policy Act," Public Law 96-573, 1980 [Open]

19. "Low-Level Radioactive Waste Policy Amendments Act of 1985," Public Law 99-240, January 15, 1986 [Open]

20. U.S. Code of Federal Regulations, Title 10, Part 61, "Licensing Requirements for Land Disposal of Radioactive Waste" [Open]

21. "Final Environmental Impact Statement for the Disposal of Greater-Than-Class C (GTCC) Low-Level Radioactive Waste and GTCC-Like Waste (DOE/EIS-0375)," January 2016 [Open]

7. REFERENCES
(continued)

22. U.S. Code of Federal Regulations, Title 10, Part 20, Subpart E, "Final Rule, Radiological Criteria for License Termination," 62 Fed. Reg. 39058, July 21, 1997 [Open]

23. "Establishment of Cleanup Levels for CERCLA Sites with Radioactive Contamination," EPA Memorandum OSWER No. 9200.4-18, August 22, 1997 [Open]

24. "Maximum contaminant levels for radionuclides," U.S. Code of Federal Regulations, Title 40, Part 141.66, [Open]

25. "Memorandum of Understanding Between the Environmental Protection Agency and the Nuclear Regulatory Commission: Consultation and Finality on Decommissioning and Decontamination of Contaminated Sites," OSWER 9295.8-06a, October 9, 2002 [Open]

26. "Multi-Agency Radiation Survey and Site Investigation Manual (MARSSIM)," NUREG-1575, Rev. 1, EPA 402-R-97-016, Rev. 1, August 2000 [Open]

27. Minnesota Administrative Rule part 7035.0400 "General Requirements" [Open]

28. T.S. LaGuardia et al., "Guidelines for Producing Commercial Nuclear Power Plant Decommissioning Cost Estimates," AIF/NESP-036, May 1986 [Open]

29. W.J. Manion and T.S. LaGuardia, "Decommissioning Handbook," U.S. Department of Energy, DOE/EV/10128-1, November 1980 [Open]

30. "Building Construction Cost Data 2020," RSMeans (From the Gordian Group), Rockland, Massachusetts [Open]

31. "Decommissioning of Nuclear Power Reactors," Regulatory Guide 1.184, Nuclear Regulatory Commission, October 2013 [Open]

32. "Standard Format and Content of Decommissioning Cost Estimates for Nuclear Power Reactors," Regulatory Guide 1.202, Nuclear Regulatory Commission, February 2005 [Open]

33. Project and Cost Engineers' Handbook, Second Edition, p. 239, American Association of Cost Engineers, Marcel Dekker, Inc., New York, New York, 1984 [Open]

7. REFERENCES
(continued)

34. DOE/RW-0351, "Civilian Radioactive Waste Management System Waste Acceptance System Requirements Document", Revision 5, May 31, 2007 [Open]

35. "Civilian Radioactive Waste Management System Requirements Document, DOE/RW-0406, Revision 8, September 2007 [Open]

36. "Strategy for Management and Disposal of Greater-Than-Class C Low-Level Radioactive Waste," Federal Register Volume 60, Number 48 (p 13424 et seq.), March 1995 [Open]

37. U.S. Department of Transportation, Title 49 of the Code of Federal Regulations, "Transportation," Parts 173 through 178 [Open]

38. Tri-State Motor Transit Company, published tariffs Interstate Commerce Commission (ICC), Docket No. MC-427719 Rules Tariff, May 2014, Radioactive Materials Tariff, August 2014 [Open}

39. J.C. Evans et al., "Long-Lived Activation Products in Reactor Materials" NUREG/CR-3474, Pacific Northwest Laboratory for the Nuclear Regulatory Commission, August 1984 [Open]

40. R.I. Smith, G.J. Konzek, W.E. Kennedy, Jr., "Technology, Safety and Costs of Decommissioning a Reference Pressurized Water Reactor Power Station," NUREG/CR-0130 and addenda, Pacific Northwest Laboratory for the Nuclear Regulatory Commission, June 1978 [Open Main Report] [Open Appendices]

41. H.D. Oak, et al., "Technology, Safety and Costs of Decommissioning a Reference Boiling Water Reactor Power Station," NUREG/CR-0672 and addenda, Pacific Northwest Laboratory for the Nuclear Regulatory Commission, June 1980 [Open Main Report] [Open Appendices]

42. SECY-00-0145, "Integrated Rulemaking Plan for Nuclear Power Plant Decommissioning," June 2000 [Open]

43. "Microsoft Project Professional 2013," Microsoft Corporation, Redmond, WA

44. "Atomic Energy Act of 1954," (68 Stat. 919) [Open]

APPENDIX A

UNIT COST FACTOR DEVELOPMENT

APPENDIX A
UNIT COST FACTOR DEVELOPMENT

Example: Unit Factor for Removal of Contaminated Heat Exchanger < 3,000 lbs.

1. SCOPE

Heat exchangers weighing < 3,000 lbs. will be removed in one piece using a crane or small hoist. They will be disconnected from the inlet and outlet piping. The heat exchanger will be sent to the waste processing area.

2. CALCULATIONS

Act ID	Activity Description	Activity Duration (minutes)	Critical Duration (minutes)*
a	Remove insulation	60	(b)
b	Mount pipe cutters	60	60
c	Install contamination controls	20	(b)
d	Disconnect inlet and outlet lines	60	60
e	Cap openings	20	(d)
f	Rig for removal	30	30
g	Unbolt from mounts	30	30
h	Remove contamination controls	15	15
i	Remove, wrap, send to waste processing area	60	60
	Totals (Activity/Critical)	355	255

Duration adjustment(s):	
+ Respiratory protection adjustment (50 of critical duration)	128
+ Radiation/ALARA adjustment (37.1 of critical duration)	95
Adjusted work duration	478
+ Protective clothing adjustment (30 of adjusted duration)	143
Productive work duration	621
+ Work break adjustment (8.33 of productive duration)	52
Total work duration (minutes)	673

***** Total duration = 11.217 hr *****

* alpha designators indicate activities that can be performed in parallel

APPENDIX A
(continued)

3. LABOR REQUIRED

Crew	Number	Duration (hours)	Rate ($/hr)	Cost
Laborers	3.00	11.217	$61.19	$2,059.10
Craftsmen	2.00	11.217	$76.95	$1,726.30
Foreman	1.00	11.217	$80.53	$903.30
General Foreman	0.25	11.217	$82.80	$232.19
Fire Watch	0.05	11.217	$61.19	$34.32
Health Physics Technician	1.00	11.217	$53.89	$604.48
Total Labor Cost				$5,559.69

4. EQUIPMENT & CONSUMABLES COSTS

Equipment Costs	none
Consumables/Materials Costs	
• Universal Sorbent 50 @ $0.63 sq ft {1}	$31.50
• Tarpaulins (oil resistant/fire retardant) 50 @ $0.47/sq ft {2}	$23.50
• Gas torch consumables 1 @ $20.79/hr x 1 hr {3}	$20.79
Subtotal cost of equipment and materials	$75.79
Overhead & profit on equipment and materials @ 16.88%	$12.79
Total costs, equipment & material	$88.58

TOTAL COST:

Removal of contaminated heat exchanger <3000 pounds:	**$5,648.27**
Total labor cost:	$5,559.69
Total equipment/material costs:	$88.58
Total craft labor man-hours required per unit:	81.88

5. NOTES AND REFERENCES

- Work difficulty factors were developed in conjunction with the Atomic Industrial Forum's (now NEI) program to standardize nuclear decommissioning cost estimates and are delineated in Volume 1, Chapter 5 of the "Guidelines for Producing Commercial Nuclear Power Plant Decommissioning Cost Estimates," AIF/NESP-036, May 1986.

- References for equipment & consumables costs:

    1. www.mcmaster.com online catalog, McMaster Carr Spill Control (7193T88)
    2. R.S. Means (2020) Division 01 56, Section 13.60-0600, page 23
    3. R.S. Means (2020) Division 01 54 33, Section 40-6360, page 736

- Material and consumable costs were adjusted using the regional indices for Minneapolis, Minnesota.

APPENDIX B

UNIT COST FACTOR LISTING
(DECON: Power Block Structures Only)

APPENDIX B

UNIT COST FACTOR LISTING
(Power Block Structures Only)

Unit Cost Factor	Cost/Unit
Removal of clean instrument and sampling tubing, $/linear foot	0.66
Removal of clean pipe 0.25 to 2 inches diameter, $/linear foot	7.12
Removal of clean pipe >2 to 4 inches diameter, $/linear foot	10.10
Removal of clean pipe >4 to 8 inches diameter, $/linear foot	19.57
Removal of clean pipe >8 to 14 inches diameter, $/linear foot	37.90
Removal of clean pipe >14 to 20 inches diameter, $/linear foot	49.31
Removal of clean pipe >20 to 36 inches diameter, $/linear foot	72.54
Removal of clean pipe >36 inches diameter, $/linear foot	86.18
Removal of clean valve >2 to 4 inches	129.74
Removal of clean valve >4 to 8 inches	195.68
Removal of clean valve >8 to 14 inches	379.05
Removal of clean valve >14 to 20 inches	493.07
Removal of clean valve >20 to 36 inches	725.39
Removal of clean valve >36 inches	861.75
Removal of clean pipe hanger for small bore piping	44.86
Removal of clean pipe hanger for large bore piping	160.35
Removal of clean pump, <300 pound	330.70
Removal of clean pump, 300-1000 pound	912.70
Removal of clean pump, 1000-10,000 pound	3,609.83
Removal of clean pump, >10,000 pound	6,983.56
Removal of clean pump motor, 300-1000 pound	381.49
Removal of clean pump motor, 1000-10,000 pound	1,499.79
Removal of clean pump motor, >10,000 pound	3,374.52
Removal of clean heat exchanger <3000 pound	1,938.45
Removal of clean heat exchanger >3000 pound	4,882.77
Removal of clean feedwater heater/deaerator	13,764.03
Removal of clean moisture separator/reheater	28,295.13
Removal of clean tank, <300 gallons	425.32
Removal of clean tank, 300-3000 gallon	1,339.93
Removal of clean tank, >3000 gallons, $/square foot surface area	11.21