

Peak Demand Input

Marginal Cost of Service (10M

Customer Costs
Distribution Costs

Transmission Costs
Generation

Energy
DSM
Allocated Corporate Services

Hedging
Franchise Fees
Sales Taxes
Total Marginal Cost of Service
Annual Load
Average Marginal Cost

Annual EDR Charges (see Wo

Service and Facility Charge
Base Rate Energy Charges
Base Rate Demand Charges
Base Rate Discount
Net Base Rate Charges

DSMCA
ECA - On Peak
ECA - Off Peak

Total Bill Before RESA/CEPA

RESA/CEPA

Total Bill Before Taxes & Fees

Franchise Fee
Sales Tax

Total Annual Bill
Annual Load
Average EDR Rate

10,000

Year 1

| | |
|---|--------------------|
| IW PG customer with 80% load factor) | |
| Based on the average C&I customer costs | \$4,155 |
| Based on marginal distribution costs study Attachment SWW-X | \$1.29/kW-mo |
| | \$155,392 |
| Based on marginal transmission costs study Attachment SWW-X | \$0 |
| Based on QF methodology | \$0.99/kW-mo |
| | \$118,332 |
| Based on QF methodology - 2020 values escalated | \$1,256,399 |
| No expected marginal DSM costs | \$0 |
| | \$0.00016/kWh |
| | \$11,206 |
| Directly assigned to EDR customers | \$0 |
| Based on the typical 3% franchise fee | \$83,859 |
| Base on CO 2.9% sales tax | \$81,064 |
| | \$1,710,407 |
| | 70,080,000 kWh |
| | \$0.0244/kWh |
| | \$0.035/kWh |

Levelized Marginal Costs Rate \$0.035/kWh

| | |
|--|--------------------|
| rkpaper - PG vs EDR) | |
| } Standard C&I charges under Schedules SG, SP, or TG | \$4,155 |
| | \$320,966 |
| | \$1,797,600 |
| 1-3 40%, 4-5 30%, 6-7 20%, 8-10 10% | (\$847,427) |
| | \$1,275,295 |
| Full Cost DSMCA | \$208,800 |
| Quarterly Marginal Cost ECA | \$611,400 |
| Quarterly Marginal Cost ECA | \$644,999 |
| | \$2,740,494 |
| Full 2% RESA or RESA/CEPA | \$54,810 |
| | \$2,795,304 |
| Based on the typical 3% franchise fee | \$83,859 |
| Base on CO 2.9% sales tax | \$81,064 |
| | \$2,960,227 |
| | 70,080,000 kWh |
| | \$0.0422/kWh |
| | \$0.049/kWh |

Levelized EDR Rate \$0.049/kWh

| | |
|--------------------|---------|
| Customer | \$0.000 |
| Distribution | \$0.002 |
| Transmission | \$0.000 |
| Generation | \$0.002 |
| Energy | \$0.018 |
| Corporate Services | \$0.000 |
| Hedging | \$0.000 |
| Taxes & Fees | \$0.002 |

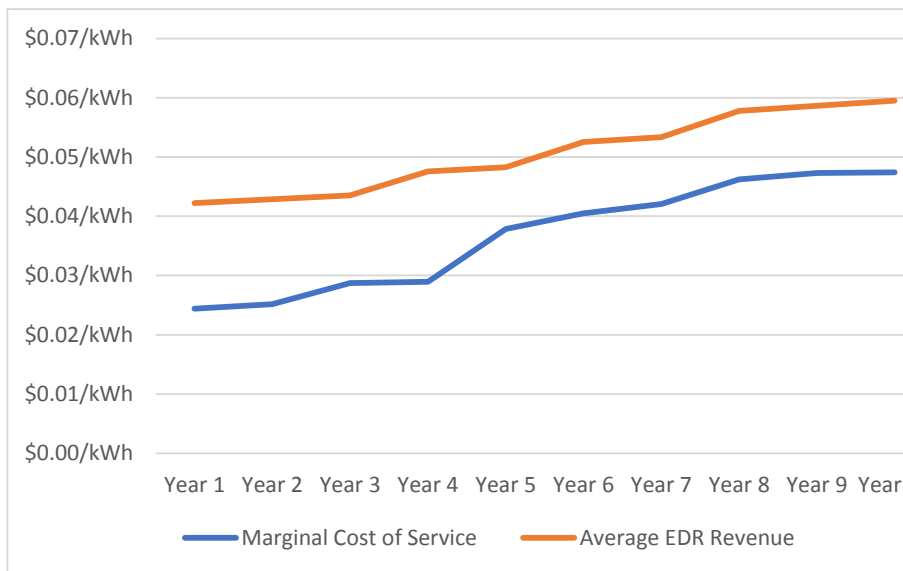
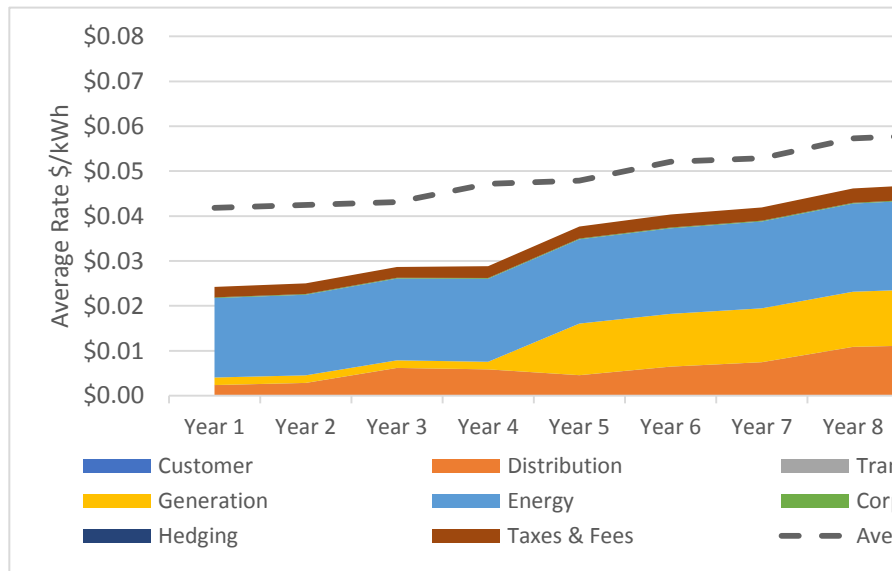
| Year 2 | Year 3 | Year 4 | Year 5 |
|----------------|----------------|----------------|----------------|
| \$4,218 | \$4,281 | \$4,345 | \$4,410 |
| \$1.57/kW-mo | \$3.46/kW-mo | \$3.28/kW-mo | \$2.58/kW-mo |
| \$187,910 | \$415,061 | \$394,021 | \$309,954 |
| \$0 | \$0 | \$0 | \$0 |
| \$0.99/kW-mo | \$0.99/kW-mo | \$0.99/kW-mo | \$6.71/kW-mo |
| \$118,800 | \$118,800 | \$118,800 | \$805,200 |
| \$1,275,245 | \$1,294,373 | \$1,313,789 | \$1,333,496 |
| \$0 | \$0 | \$0 | \$0 |
| \$0.00016/kWh | \$0.00016/kWh | \$0.00017/kWh | \$0.00017/kWh |
| \$11,374 | \$11,544 | \$11,717 | \$11,893 |
| \$0 | \$0 | \$0 | \$0 |
| \$85,117 | \$86,394 | \$94,469 | \$95,886 |
| \$82,280 | \$83,514 | \$91,320 | \$92,689 |
| \$1,764,943 | \$2,013,967 | \$2,028,461 | \$2,653,529 |
| 70,080,000 kWh | 70,080,000 kWh | 70,080,000 kWh | 70,080,000 kWh |
| \$0.0252/kWh | \$0.0287/kWh | \$0.0289/kWh | \$0.0379/kWh |

| | | | |
|----------------|----------------|----------------|----------------|
| \$4,218 | \$4,281 | \$4,345 | \$4,410 |
| \$325,781 | \$330,668 | \$335,628 | \$340,662 |
| \$1,824,564 | \$1,851,932 | \$1,879,711 | \$1,907,907 |
| (\$860,138) | (\$873,040) | (\$664,602) | (\$674,571) |
| \$1,294,425 | \$1,313,841 | \$1,555,083 | \$1,578,409 |
| \$211,932 | \$215,111 | \$218,338 | \$221,613 |
| \$620,571 | \$629,880 | \$639,328 | \$648,918 |
| \$654,674 | \$664,494 | \$674,461 | \$684,578 |
| \$2,781,601 | \$2,823,325 | \$3,087,209 | \$3,133,517 |
| \$55,632 | \$56,467 | \$61,744 | \$62,670 |
| \$2,837,233 | \$2,879,792 | \$3,148,953 | \$3,196,188 |
| \$85,117 | \$86,394 | \$94,469 | \$95,886 |
| \$82,280 | \$83,514 | \$91,320 | \$92,689 |
| \$3,004,630 | \$3,049,700 | \$3,334,742 | \$3,384,763 |
| 70,080,000 kWh | 70,080,000 kWh | 70,080,000 kWh | 70,080,000 kWh |
| \$0.0429/kWh | \$0.0435/kWh | \$0.0476/kWh | \$0.0483/kWh |

Wh

Year 2 Year 3 Year 4 Year 5

| | | | |
|---------|---------|---------|---------|
| \$0.000 | \$0.000 | \$0.000 | \$0.000 |
| \$0.003 | \$0.006 | \$0.006 | \$0.004 |
| \$0.000 | \$0.000 | \$0.000 | \$0.000 |
| \$0.002 | \$0.002 | \$0.002 | \$0.011 |
| \$0.018 | \$0.018 | \$0.019 | \$0.019 |
| \$0.000 | \$0.000 | \$0.000 | \$0.000 |
| \$0.000 | \$0.000 | \$0.000 | \$0.000 |
| \$0.002 | \$0.002 | \$0.003 | \$0.003 |



| Year 6 | Year 7 | Year 8 | Year 9 |
|----------------|----------------|----------------|----------------|
| \$4,477 | \$4,544 | \$4,612 | \$4,681 |
| \$3.67/kW-mo | \$4.23/kW-mo | \$6.18/kW-mo | \$6.45/kW-mo |
| \$440,542 | \$507,517 | \$741,847 | \$774,107 |
| \$0 | \$0 | \$0 | \$0 |
| \$6.86/kW-mo | \$7.01/kW-mo | \$7.17/kW-mo | \$7.33/kW-mo |
| \$823,200 | \$841,200 | \$860,400 | \$879,600 |
| \$1,353,498 | \$1,373,801 | \$1,394,408 | \$1,415,324 |
| \$0 | \$0 | \$0 | \$0 |
| \$0.00017/kWh | \$0.00017/kWh | \$0.00018/kWh | \$0.00018/kWh |
| \$12,072 | \$12,253 | \$12,436 | \$12,623 |
| \$0 | \$0 | \$0 | \$0 |
| \$104,308 | \$105,872 | \$114,655 | \$116,375 |
| \$100,831 | \$102,343 | \$110,834 | \$112,496 |
| \$2,838,927 | \$2,947,530 | \$3,239,192 | \$3,315,206 |
| 70,080,000 kWh | 70,080,000 kWh | 70,080,000 kWh | 70,080,000 kWh |
| \$0.0405/kWh | \$0.0421/kWh | \$0.0462/kWh | \$0.0473/kWh |

| | | | |
|----------------|----------------|----------------|----------------|
| \$4,477 | \$4,544 | \$4,612 | \$4,681 |
| \$345,772 | \$350,959 | \$356,223 | \$361,566 |
| \$1,936,526 | \$1,965,574 | \$1,995,057 | \$2,024,983 |
| (\$456,460) | (\$463,306) | (\$235,128) | (\$238,655) |
| \$1,830,315 | \$1,857,770 | \$2,120,764 | \$2,152,576 |
| \$224,937 | \$228,311 | \$231,736 | \$235,212 |
| \$658,652 | \$668,531 | \$678,559 | \$688,738 |
| \$694,847 | \$705,269 | \$715,848 | \$726,586 |
| \$3,408,750 | \$3,459,881 | \$3,746,907 | \$3,803,111 |
| \$68,175 | \$69,198 | \$74,938 | \$76,062 |
| \$3,476,925 | \$3,529,079 | \$3,821,846 | \$3,879,173 |
| \$104,308 | \$105,872 | \$114,655 | \$116,375 |
| \$100,831 | \$102,343 | \$110,834 | \$112,496 |
| \$3,682,064 | \$3,737,294 | \$4,047,334 | \$4,108,044 |
| 70,080,000 kWh | 70,080,000 kWh | 70,080,000 kWh | 70,080,000 kWh |
| \$0.0525/kWh | \$0.0533/kWh | \$0.0578/kWh | \$0.0586/kWh |

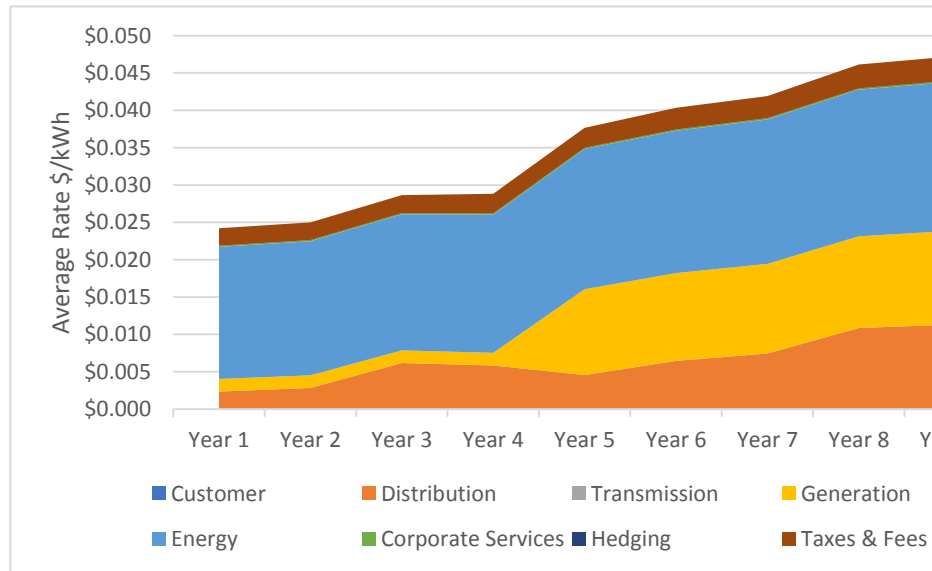
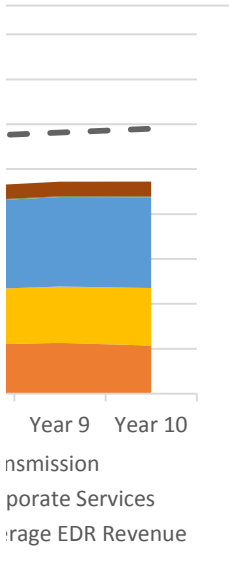
Year 6

Year 7

Year 8

Year 9

| | | | |
|---------|---------|---------|---------|
| \$0.000 | \$0.000 | \$0.000 | \$0.000 |
| \$0.006 | \$0.007 | \$0.011 | \$0.011 |
| \$0.000 | \$0.000 | \$0.000 | \$0.000 |
| \$0.012 | \$0.012 | \$0.012 | \$0.013 |
| \$0.019 | \$0.020 | \$0.020 | \$0.020 |
| \$0.000 | \$0.000 | \$0.000 | \$0.000 |
| \$0.000 | \$0.000 | \$0.000 | \$0.000 |
| \$0.003 | \$0.003 | \$0.003 | \$0.003 |



Year 10

\$4,751
\$6.16/kW-mo
\$738,696
\$0
\$7.48/kW-mo
\$897,600
\$1,436,554
\$0
\$0.00018/kWh
\$12,812
\$0
\$118,121
\$114,183
\$3,322,717
70,080,000 kWh
\$0.0474/kWh

\$4,751
\$366,990
\$2,055,358
(\$242,235)
\$2,184,864
\$238,740
\$699,069
\$737,485
\$3,860,158
\$77,203
\$3,937,361
\$118,121
\$114,183
\$4,169,665
70,080,000 kWh
\$0.0595/kWh

Year 10

\$0.000
\$0.011
\$0.000
\$0.013
\$0.020
\$0.000
\$0.000
\$0.003

