DOCKET NO. _____

APPLICATION OF SOUTHWESTERN PUBLIC SERVICE COMPANY FOR AUTHORITY TO CHANGE RATES	**§ § §**	**PUBLIC UTILITY COMMISSION OF TEXAS**

DIRECT TESTIMONY
of
JARRED J. COOLEY

on behalf of

SOUTHWESTERN PUBLIC SERVICE COMPANY

(Filename: CooleyRRDirect.doc)

Table of Contents

GLOSSARY OF ACRONYMS AND DEFINED TERMS 2
LIST OF ATTACHMENTS 4
I. WITNESS IDENTIFICATION AND QUALIFICATIONS 5
II. ASSIGNMENT AND SUMMARY OF TESTIMONY AND RECOMMENDATIONS 7
III. TRANSMISSION CAPITAL ADDITIONS PLACED IN SERVICE DURING THE PERIOD OF JULY 1, 2017 THROUGH MARCH 31, 2019 12
IV. TRANSMISSION CAPITAL ADDITIONS PLACED IN SERVICE DURING THE PERIOD OF APRIL 1, 2019 THROUGH JUNE 30, 2019 31
V. TREND IN CAPITAL INVESTMENTS FOR TRANSMISSION IMPROVEMENTS 34
VI. STUDY PERFORMED FOR REDUCED OPERATIONS AT TOLK STATION 37
AFFIDAVIT 41

GLOSSARY OF ACRONYMS AND DEFINED TERMS

Acronym/Defined Term	Meaning
EC	Economic
FERC	Federal Energy Regulatory Commission
GI	Generation Interconnection
HPILS	High Priority Incremental Load Study
ITP	Integrated Transmission Planning
kV	kilovolt
LI	Load Interconnection
NERC	North American Electric Reliability Corporation
NTC	Notification to Construct
OATT	Open Access Transmission Tariff
OG&E	Oklahoma Gas & Electric
OT	Other
RE	Reliability
RFP	Rate Filing Package
SPP	Southwest Power Pool
SPS	Southwestern Public Service Company, a New Mexico corporation
SR	System Refurbishment
Test Year	April 1, 2018 through March 31, 2019
TI	Transmission Interconnection
Total Company or total company	Total SPS (before jurisdictional allocations)

Acronym/Defined Term	Meaning
Update Period	April 1, 2019 through June 30, 2019
Updated Test Year	July 1, 2018 through June 30, 2019
WBS	Work Breakdown Structure
Xcel Energy	Xcel Energy Inc.
XES	Xcel Energy Services Inc.

LIST OF ATTACHMENTS

Attachment	**Description**
JJC-RR-1	Transmission Capital Additions for July 1, 2017 through March 31, 2019 (*Filename*: JJC-RR-1.xlsx)
JJC-RR-2	Transmission Capital Additions for July 1, 2017 through March 31, 2019 - Summary of Projects (*Filename*: JJC-RR-2.xlsx)
JJC-RR-3	Transmission Capital Additions for April 1, 2019 through June 30, 2019 (*Filename*: JJC-RR-3.xlsx)
JJC-RR-4	Tolk Generators Change of Operation Study, August 11, 2017 (*Non-native format*)

DIRECT TESTIMONY
OF
JARRED J. COOLEY

I. WITNESS IDENTIFICATION AND QUALIFICATIONS

Q. Please state your name and business address.

A. My name is Jarred J. Cooley. My business address is 790 S. Buchanan Street, Amarillo, Texas 79101.

Q. On whose behalf are you testifying in this proceeding?

A. I am filing testimony on behalf of Southwestern Public Service Company, a New Mexico Corporation ("SPS") and wholly-owned electric utility subsidiary of Xcel Energy Inc. ("Xcel Energy").

Q. By whom are you employed and in what position?

A. I am employed by Xcel Energy Services Inc. ("XES") as Manager, Transmission Planning South.

Q. Please briefly outline your responsibilities as Manager, Transmission Planning South.

A. I provide overall management direction for the transmission planning staff in Amarillo, Texas. Those duties include planning new transmission facilities required for generation and customer additions. I also actively participate on behalf of SPS in the Southwest Power Pool's ("SPP") transmission planning activities. In addition, I participate in the preparation of the SPS transmission capital budget. Finally, I interact with retail and wholesale customers seeking new transmission service, as well as wind and solar developers working on interconnections with the SPS transmission system.

Q. Please describe your educational background.

A. I received my Bachelor of Science degree in Electrical Engineering in 2010 from the University of Minnesota – Twin Cities in Minneapolis, Minnesota.

Q. Please describe your professional experience.

A. In 2010, I started full-time as an entry-level engineer in the Transmission Planning department with Xcel Energy, based in Minneapolis, Minnesota. In 2014, I was promoted to Senior Engineer within the Transmission Planning department. I continued to work in that department until 2018, when I became Manager, Transmission Planning South, and moved to Amarillo, Texas.

Q. Do you hold a professional license?

A. Yes. I am a registered Professional Engineer in the State of Minnesota.

Q. Have you filed testimony before any regulatory authorities?

A. I filed written testimony with the New Mexico Public Regulation Commission on behalf of SPS regarding transmission capital additions in Case No. 19-00170-UT and a Certificate of Public Convenience and Necessity in Case No. 19-00157-UT. I have also filed written testimony with the Federal Energy Regulatory Commission ("FERC") regarding a filing by the SPP in Docket No. ER18-2358-000.

II. ASSIGNMENT AND SUMMARY OF TESTIMONY AND RECOMMENDATIONS

Q. What is your assignment in this proceeding?

A. I will review and provide cost data for the Transmission-related capital additions that SPS placed in service during the period July 1, 2017, which is the first day after the end of the period for which capital additions were approved in Docket No. 47527[1], through June 30, 2019, which is the end of the Update Period[2] in this case. I will provide the *actual* dollar amount of the capital additions during the period of July 1, 2017 through June 30, 2019 in two steps. First, in my direct testimony, I present the *actual* dollar amount of Transmission capital additions that closed to plant-in-service through March 31, 2019, the end of the Test Year[3] in this case, and *estimated* dollar amounts of Transmission capital additions that SPS expects to close to plant-in-service during the Update Period. Second, as part of SPS's 45-day case update filing, I will provide the *actual* dollar amount of Transmission capital additions that closed to plant-in-service during the Update Period. Together, these two pieces of testimony will provide the actual dollar amount of Transmission capital additions closed to plant-in-service during the period July 1, 2017 through June 30, 2019. Third, I explain the trend in annual capital additions. Fourth, I discuss the study that was completed and identified the need to operate the Tolk Station generators as synchronous condensers because of the reduced operations of Tolk Station.

---

[1] *Application of Southwestern Public Service Company for Authority to Change Rates*, Docket No. 45524, Final Order (Jan. 26, 2017).

[2] Update Period in this case is April 1, 2019 through June 30, 2019

[3] Test Year in this case is April 1, 2018 through March 31, 2019

Finally, I sponsor Schedule H-14.2 from SPS's Rate Filing Package ("RFP"). This schedule includes summaries of transmission line information for SPS's company-wide transmission system for the Test Year. In addition, I sponsor the portions of the Executive Summary related to the topics included in my testimony.

Q. Please summarize your testimony and recommendations.

A. The cost of Transmission-related capital additions placed in service between July 1, 2017 and March 31, 2019 is $480,671,604.20 as shown on Attachments JJC-RR-1 and JJC-RR-2. These costs are reasonable and necessary capital costs to ensure the safe and reliable operation of the SPS transmission system and have been prudently incurred.

In addition, SPS incurred Transmission-related capital costs for projects placed in service during the Update Period of April 1, 2019 through June 30, 2019. These costs, which are provided on Attachment JJC-RR-3, are also reasonable and necessary capital costs to ensure the safe and reliable operation of the SPS transmission system. As initially filed, the costs reflected in Attachment JJC-RR-3 are budgeted, or estimated, amounts. As discussed by SPS witness William A. Grant, SPS will file actual costs for all items estimated in the Update Period, including an updated version of Attachment JJC-RR-3, 45 days after SPS filed this application.

For all capital additions, SPS seeks to recover associated capitalized affiliate charges. Each charge from SPS's affiliates for a particular service is no higher than the charge by those affiliates to any other entity for the same or

similar service. These capitalized affiliate costs are also reasonable and necessary capital costs to ensure the safe and reliable operation of the SPS transmission system. These costs are included on Attachments JJC-RR-1, JJC-RR-2, and JJC-RR-3.

SPS's annual capital investments in Transmission improvements have increased significantly since 2009 and SPS expects to continue to invest in transmission capital improvements in the future near its current level of expenditures. SPS's service area has experienced significant development of oil and natural gas resources in recent years, which has required substantial transmission upgrades to provide service to these new loads from the transmission system. The SPS area also has an abundance of wind and solar resources available, which, as they are developed, will likely spur additional transmission development in order for local and remote markets to access those resources. In addition, SPS has aging transmission infrastructure, which will likely need to be upgraded as SPS continues to see load growth and generation added to the transmission system.

Finally, because of the current reduced operations and proposed retirement of the Tolk Station, SPS must address voltage stability and reliability needs on the transmission system. SPS's solution to address this need is to install the necessary equipment to allow the two generators at Tolk Station to operate as synchronous condensers. This solution is reasonable and necessary to assure the continued stability and reliability of the SPS transmission system.

Q. You mention that certain costs that you present in your testimony are estimated. Please explain why this is the case and what items are estimated.

A. As explained by Mr. Grant, SPS is using an Updated Test Year (July 1, 2018 through June 30, 2019) in this case. SPS's initial filing presents actual costs through the end of the Test Year (March 31, 2019) and estimated information for the time period of April 1, 2019 through June 30, 2019, which is the Update Period. Accordingly, for the Transmission and Substation capital costs (and related affiliate expense) that I support, the costs for projects placed in service between April 1, 2019 and June 30, 2019, have been estimated.

Q. Will your testimony be updated to replace the estimated costs that you present and support with actual costs?

A. Yes. SPS will file an update 45 days after SPS filed this application. The update will provide actual costs to replace the estimates provided in the application for the Update Period. As part of that process, Attachment JJC-RR-3 will be updated to remove estimates of Transmission capital additions closed to plant-in-service in the Update Period and then replace those estimates with actual capital additions closed to plant-in-service during that period.

Q. Were Attachments JJC-RR-1 through JJC-RR-3 prepared by you or under your direct supervision and control?

A. Yes, as to the Project Category data in Attachments JJC-RR-1 through JJC-RR-3, the Cost Recovery Method data in Attachment JJC-RR-2, and the WKS Level 1 Project Group Name and Description in Attachments JJC-RR-2 and JJC-RR-3. The cost and other project information contained in Attachments JJC-RR-1 through JJC-RR-3 was prepared by SPS witness Mark P. Moeller and his staff.

My staff and I have reviewed these attachments, and I believe them to be accurate. Although the information I have described is also presented in Mr. Moeller's attachments, I have presented this information in the attachments to my testimony for the convenience of those reviewing my testimony.

Q. Was RFP Schedule H-14.2 prepared by you or under your direct supervision and control?

A. Yes.

Q. Do you incorporate the RFP schedule and the portions of the Executive Summary sponsored by you into your testimony?

A. Yes.

III. TRANSMISSION CAPITAL ADDITIONS PLACED IN SERVICE DURING THE PERIOD OF JULY 1, 2017 THROUGH MARCH 31, 2019

Q. As part of this rate case, is SPS asking to include in its rate base Transmission-related capital additions closed to plant-in-service during the period July 1, 2017 through March 31, 2019?

A. Yes. Attachment JJC-RR-1 sets forth the Transmission-related capital additions that closed to plant-in-service during the period from July 1, 2017 through March 31, 2019. The starting date for this period (July 1, 2017) is the first month after the end of the period for which capital additions were approved in Docket No. 47527, and the ending date for this period (March 31, 2019) is the end of the Test Year in this current case. All of these capital additions support SPS's ability to provide safe and reliable electric service to its customers.

Q. Please describe the process SPS uses to determine which Transmission capital additions are included in its construction plans.

A. The Transmission Planning functional area develops the concept for transmission projects through technical studies that include new distribution load-serving substations, transmission upgrades based on the North American Electric Reliability Corporation ("NERC") reliability standards, new generation and transmission service requests, and discussions with SPP planning staff. SPP also may issue to SPS a Notification to Construct ("NTC") for reliability projects, projects to provide transmission service under the SPP Open Access Transmission Tariff ("OATT"), projects that have been determined by SPP to provide regional economic benefits, or projects required to provide service to new delivery points

under the SPP OATT. As outlined in Attachment O of the SPP OATT, SPP uses an integrated transmission planning ("ITP") process, which is an annual process that includes a 10-year and near-term assessments of transmission needs. The ITP process focuses on regional needs and positions SPP to prepare for and quickly respond to national energy priorities. A major objective of the ITP process is the design and construction of a transmission backbone to connect load centers to known or expected large generation resources. The process seeks to target a reasonable balance between long-term transmission investment and congestion costs to customers.

Q. What is the dollar amount of the Transmission-related capital additions placed in service between July 1, 2017 and March 31, 2019 that SPS is requesting in this docket?

A. The total dollar amount of Transmission-related capital additions closed to plant-in-service during the period July 1, 2017 through March 31, 2019 is $480,671,604.20 (total SPS before jurisdictional allocations) ("Total Company" or "total company"), including Allowance for Funds Used During Construction. SPS witness Arthur P. Freitas allocates the total company dollar amount among SPS's jurisdictions (Texas retail; New Mexico retail; and Wholesale). Attachment JJC-RR-1 provides a list of all the Transmission-related capital additions closed to plant during the period from July 1, 2017 through March 31, 2019. Attachment JJC-RR-2 summarizes the Transmission-related capital additions into project groups and provides a description of each of the project groups.

Q. Please describe the information in Attachment JJC-RR-1, which provides the details about the dollar amounts and associated affiliate component for Transmission-related capital additions closed to plant-in-service between July 1, 2017 and March 31, 2019.

A. Attachment JJC-RR-1 provides the following information:

Column A —	WBS Level 4 Number	Provides the Work Breakdown Structure ("WBS") Level 4 number for the project.
Column B —	WBS Level 4 Description	Provides a short title for the WBS Level 4 number for the project.
Column C —	Asset Class	Identifies the type of asset.
Column D —	Witness	Identifies the witness supporting the project.
Column E —	Project Category	Provides a classification of the project group's type.
Column F —	WBS Level 2 Number	Provides the WBS Level 2 number for the project.
Column G —	WBS Level 2 Description	Provides a short title for the WBS Level 2 number for the project.
Column H —	In-Service Date (year-month)	Provides the in-service date of the WBS Level 2 Number part of the project.
Column I —	Additions to Plant-in-Service (July 1, 2017 – March 31, 2019)	The total company dollar amount of the addition to plant-in-service for the project.
Column J —	XES Charges (Included in Column I)	The amount of charges from XES that are included in the total company dollar amount of addition to plant-in-service for the project in Column I.

Column K —	Other Affiliate Charges (Included in Column I)	The amount of charges from affiliates other than XES that are included in the total company dollar amount of addition to plant-in-service for the project in Column I.
Column L —	Total Affiliate Charges (Included in Column I)	Total of Columns J and K associated with new plant-in-service shown in Column I.
Column M —	Total Native Charges (Columns I less L) Within the Total Additions to Plant-in-Service Shown in Column (I)	The dollar amount (total company) of the addition to plant-in-service in Column I that is not an affiliate charge.

Q. Please describe the information in Attachment JJC-RR-2.

A. Attachment JJC-RR-2 provides a summary view of the dollar amounts requested for Transmission-related capital additions, as well as additional details regarding the projects, including the following information:

Column A —	Asset Class	Identifies the type of asset.
Column B —	WBS Level 1 Project Group Name	Provides the WBS Level 1 name of the project group.
Column C —	WBS Level 2 Number	Provides the WBS Level 2 number for the project.
Column D —	WBS Level 2 Description	Provides a short title for the WBS Level 2 number for the project.
Column E —	In-Service Date (year-month)	Provides the in-service date of the WBS Level 2 Number part of the project.
Column F —	Additions to Plant-in-Service (July 1, 2017 to March 31, 2019)	Provides the additions to plant-in-service from July 1, 2017 to March 31, 2019.

Column G —	XES Charges (Included in Column F)	The amount of charges from XES that are included in the total company dollar amount of addition to plant-in-service for the project in Column F.
Column H —	Other Affiliate Charges (Included in Column F)	The amount of charges from affiliates other than XES that are included in the total company dollar amount of addition to plant-in-service for the project in Column F.
Column I —	Total Affiliate Charges (Included in Column F)	Total of Columns G and H associated with new plant-in-service shown in Column F.
Column J —	Total Native Charges (Columns F less I) Within the Total Additions to Plant-in-Service Shown in Column F	The dollar amount (total company) of the addition to plant-in-service in Column F that is not an affiliate charge.
Column K —	WBS Level 1 Project Group Description	Provides the WBS Level 1 description of the project group.
Column L —	Cost Recovery Method	Specifies the method of cost recovery for the project group.
Column M —	Project Category	Provides a classification of the project group's type.

Q. Please describe the cost recovery methods listed in Column L of Attachment JJC-RR-2.

A. The cost recovery method descriptions explain how the capital costs are recovered. The cost recovery methods include:

- Customer Funded – means that capital funds for the project are provided by the interconnection customer.
- SPP Balanced Portfolio – means the revenue recovery follows the SPP Balanced Portfolio method of cost recovery as outlined in Mr. Grant's direct testimony.

- SPP Base Plan – means that the cost recovery follows the SPP highway/byway method of cost recovery as outlined in Mr. Grant's direct testimony.

- SPS Zonal – means that 100% of the revenue requirements are rolled into SPS zonal transmission rates.

- SPS Directly Assigned – means that 100% of the revenue requirements are assigned to SPS retail customers.

Some projects can have a combination of recovery methods. Mr. Grant discusses the SPP cost recovery methods in more detail in his testimony. For each project that was issued an NTC by SPP, the cost recovery method(s) is specified in the NTC.

Q. Please describe the Transmission capital additions placed in service between July 1, 2017 and March 31, 2019.

A. The Transmission-related capital additions listed in Attachment JJC-RR-1 support SPS's transmission operations and SPS's ability to provide safe and reliable electric service to its customers. These additions expanded the SPS transmission system infrastructure and upgraded the SPS transmission system to allow the interconnection of new loads and generation resources, to maintain reliability, and to improve load-serving capability.

In Attachment JJC-RR-2, I provide a summarized description for all the Transmission-related capital addition projects closed to plant-in-service during the period from July 1, 2017 through March 31, 2019. Attachment JJC-RR-2 summarizes the individual projects in Attachment JJC-RR-1 by Transmission project group (e.g., the Carlisle to Wolfforth project group). The component projects contained in these project groups (e.g., the construction of a transmission

line and the purchase of a transmission line right-of-way) are also shown on the attachment.

As shown in Table JJC-RR-1, the capital additions for this period fall into the following seven project categories: Load Interconnection ("LI"); Economic ("EC"); Reliability ("RE"); System Refurbishment ("SR"); Other ("OT"); Generation Interconnection ("GI"); and Transmission Interconnection ("TI").

Table JJC-RR-1

Capital Additions for the Period July 1, 2017 through March 31, 2019

Project Category	**Transmission-Related Capital Additions (total company)**[4]
Load Interconnection ("LI")	$6,439,368.48
Economic ("EC")	($267,543.08)
Reliability ("RE")	$378,762,136.65
System Refurbishment ("SR")	$74,815,657.02
Other ("OT")	$29,140,265.73
Generation Interconnection ("GI")	($7,983,436.77)
Transmission Interconnection ("TI")	($234,843.83)
TOTAL	**$480,671,604.20**

Q. Please describe the types of projects included in the "Load Interconnection" category.

A. This category of investment contains the capital additions for transmission system upgrades necessary to connect new load-serving substations for either SPS retail or wholesale customers, including cooperatives, municipal electric utilities, and other investor-owned utilities. The load interconnection request for the wholesale

[4] When a project group falls into two project categories, the dollar cost of that project group is split equally between the two project categories.

customers is made under the SPP OATT as their request constitutes a request for network transmission service. In addition, these capital additions may have incidental benefits to SPS's Texas retail customers by enhancing SPS's transmission system reliability with these additional facilities on the system. The total investment in this category amounts to $6,439,368.48 during the period. Major projects (i.e., projects in excess of $250,000) included in this category are:

1. **Interconnection Lucid RR Plant ($683,246) –** This project constructed a new 115-kilovolt ("kV") terminal at North Loving Substation to provide an interconnection point for a new customer-owned line to serve their 40 MW load.

2. **Interconnection XTO Mahoney ($5,478,631)** – This project installed the new Mahoney Switching Station to provide a new 230-kV service point to XTO. This project includes both General and Transmission plant additions.

Combined, these projects account for approximately 96% of the total capital additions in this category. The remaining 4% of the projects are similar in nature in that they connect new load serving substations, which is integral to SPS's ability to provide reliable electric service to its customers.

Q. Please describe the types of projects included in the "Economic" category.

A. This category of investment contains the capital additions for transmission projects that were developed through SPP's Integrated Planning Process which provide benefits to the SPP region, including the SPS system. SPS's Texas retail customers benefit from these capital additions because they provide improved access to market-based energy resources. The total investment in this category amounts to ($267,543) during the period. The projects in this category are:

1. **Hitchland to Woodward (-$268,840)** – This project constructed a double-circuit 345-kV transmission line between the Hitchland Substation, near Guymon, Oklahoma, and Oklahoma Gas & Electric's

("OG&E") Woodward Substation, near Woodward, Oklahoma. This project is also a Transmission Interconnection Project, and therefore only half of the total shown (-$134,420, total company) is credited to Economic Projects. SPS constructed approximately 30 miles of the line from the Hitchland Substation to OG&E's Beaver County Substation near Beaver, Oklahoma. OG&E constructed the line from the Beaver County Substation to its Woodward Substation. The Project was identified in the SPP's Priority Project Studies. SPP issued SPS an NTC for this project.

2. **TUCO Mooreland (Woodward) (-$266,246)** – This project constructed a single-circuit 345-kV transmission line between the TUCO Substation, near Lubbock, Texas, and OG&E's Woodward Substation near Woodward, Oklahoma. This project is also a Transmission Interconnection Project, and therefore only half of the total shown (-$133,123 total company) is credited to Economic Projects. SPS constructed the line between the TUCO Substation and OG&E's Border Substation near the Texas and Oklahoma border and OG&E constructed the line from the Border Substation to the Woodward Substation. The Project was identified in the SPP's Balanced Portfolio Economic Studies. SPP issued SPS a NTC for this project.

These projects account for all of the Economic projects and the amounts show a credit to the project because right-of-way acquisitions were finalized and funds that had been held in escrow were released. These projects are integral to SPS's ability to provide reliable electric service to its customers.

Q. Please describe the types of projects included in the "Reliability" category.

A. This category of investment contains the capital additions for transmission upgrades identified by SPS or the SPP that are needed to maintain reliability on the SPS transmission system. Upgrades required from the SPP Transmission Expansion Planning process and NERC compliance fall into this category as well. SPS Texas retail customers benefit from the improvement in transmission system reliability by having a reduced risk with respect to both frequency and duration of outages, and by having reduced operational constraints. The total investment in

this category amounts to $378,762,136.65 during the period. Major projects (i.e., projects in excess of $10,000,000) included in this category are:

1. **Atoka-Eagle Creek ($14,541,944)** – This project constructed a 115-kV transmission line between the Atoka and Eagle Creek Substations near Artesia, New Mexico. The project was needed to address low voltages in the area. SPP issued SPS an NTC for this project. The project includes both General and Transmission Plant additions.

2. **Carlisle to Wolfforth ($27,630,191)** – This project constructed a new 230-kV line between the Carlisle and Wolfforth substations and substation line terminals to accommodate the new transmission line. This project was needed for reliability and load growth in the surrounding area. SPP issued SPS an NTC for the project. The project includes both General and Transmission Plant additions.

3. **OPIE 2 Kiowa-Road Runner 345kV Conv_PID 30639 ($20,721,703)** – This project replaced the existing 230/115-kV transformer at Roadrunner Substation with a new 345/115-kV transformer, converted the Kiowa to Roadrunner line from 230-kV to 345-kV operation, and constructed a new 345/115-kV double circuit transmission line between the Kiowa and Potash Junction substations. The project was needed for reliability reasons and SPP issued SPS an NTC for the project.

4. **OPIE 2 Livingston Ridge-Cardinal 115kV_PID 30695 ($17,402,071)** – This project replaced the existing 69-kV Livingston Ridge Substation with a new 115-kV Livingston Ridge Substation near Carlsbad, New Mexico, constructed the new 115-kV Sage Brush Substation near Hobbs, New Mexico, constructed the new Cardinal Substation near Hobbs, New Mexico, and constructed a new 115-kV transmission line between the Livingston Ridge, Sage Brush, and Cardinal Substations. The project was identified by SPP in the High Priority Incremental Load Study ("HPILS"). SPP issued SPS an NTC for this project. The project includes both General and Transmission Plant additions.

5. **OPIE 3 Kiowa-China Draw 345kV_PID 30638 ($67,957,831) –** This project installed new 345/115-kV transformers at North Loving and China Draw substations. It also constructed a new 345-kV transmission line from Kiowa to North Loving to China Draw substation. The project was needed for reliability and SPP issued SPS an NTC for this project. The project includes both General and Transmission Plant additions.

6. **OPIE Hobbs-Kiowa 345kV_PID 30637 ($76,557,639)** – This project installed new 345/115-kV transformers at the Hobbs Generating Plant and Kiowa interchanges. It also constructed a new 345-kV transmission line between Hobbs Generating Plant and Kiowa substations. The project was needed for reliability and SPP issued SPS an NTC for this project. The project includes both General and Transmission Plant additions.

7. **OPIE TUCO-Hobbs 345kV_PID 30376 ($10,190,004)** – This project constructed a single-circuit 345-kV transmission line between the TUCO Substation, near Lubbock, Texas, the Yoakum Substation in Texas, and the Hobbs Generating Substation near Hobbs, New Mexico. The project was evaluated and identified in the 2013 SPP HPILS as needed for reliability to alleviate loading violations on the underlying network and voltage violations due to insufficient power supply to network load additions. In addition to its reliability benefits, the project was also identified by SPP as providing significant economic benefits. In 2016, SPP issued its Integrated Transmission Planning Near-Term study which identified the TUCO to Yoakum portion of the project as needed as soon as 2017 to mitigate voltage issues in that area. SPP issued SPS NTCs for this project.

8. **Portales 115 kV Loop ($23,988,691)** – This project constructed a 115-kV loop around the City of Portales, New Mexico and converted the South Portales and Market Street substations to 115-kV to provide additional load serving capability and eliminate the overloads of the 115/69-kV transformers at Portales Interchange. SPP issued SPS an NTC for this project. The project includes both General and Transmission Plant additions.

9. **Roosevelt Cty 230 Brkr 1/2 ($10,062,100)** – This project re-configured the Roosevelt County Substation 230-kV bus to a double-bus, double breaker configuration to accommodate the addition of the Pleasant Hill 230-kV line terminal. The upgraded configuration improved reliability and mitigated long-term outages in the event of a breaker that fails to open. The project includes both General and Transmission Plant additions.

10. **Roswell Loop ($13,320,031)** – This project constructed a new 115-kV line between the Chaves County, Price and Capitan substations along with the conversion of the Price 69-kV substation to 115-kV. This project is on the north side of Roswell, New Mexico. SPP issued SPS an NTC for this project. The project includes both General and Transmission Plant additions.

11. **SPS Walkemeyer 345 115 280 MVA SUB ($14,067,558)** – This project constructed the new Carpenter Switching Station (formerly Stevens County) which is located on the 345-kV line from Hitchland Interchange to Finney Switching Station. This project was needed to address low voltages in the area. SPP issued SPS an NTC for this project. The project includes both General and Transmission Plant additions.

12. **W40 Reconductor Canyon West-Deaf Smith ($11,051,263)** – This project wrecked out and rebuilt 26 miles of 115-kV transmission line running from Canyon West Substation to Deaf Smith Interchange. This project was needed to eliminate the overloading of this segment during certain system conditions. SPP issued SPS an NTC for this project.

Combined, these projects account for approximately 81% of the total capital additions in this category. The remaining 19% of the projects are similar in nature in that they address reliability issues, which is integral to SPS's ability to provide reliable electric service to its customers.

Q. Please describe the types of projects included in the "System Refurbishment" category.

A. This category of investment contains the capital additions for transmission upgrades to replace storm-damaged equipment and aged or failed equipment. SPS's Texas retail customers benefit from these capital additions through a restoration of service, improved transmission reliability, the prevention of possible future outages, and avoiding higher maintenance costs associated with some aging equipment. These projects include those that are ongoing in nature, such as capital work to replace damaged or failed equipment. The total investment in this category amounts to $74,815,657 during the period. Major projects (i.e., projects in excess of $3,000,000) included in this category are:

1. **345 115kV 448MVA Xfmr spare Sub ($3,252,815)** – This project purchased a spare 345/115-kV, 448 MVA transformer to provide a reserve unit in the event of a failure of one of the numerous similar transformers in service in the SPS service area.

2. **ELR - Breakers - SPS ($3,801,378)** – The term "ELR" stands for End of Life Replacement. This project replaced circuit breakers that had reached the end of their useful life. This work was done at multiple substations as part of a multi-year program to replace breakers that are obsolete, for which parts are no longer available and require significant operations and maintenance spend to keep them in service.

3. **Line ELR SPS ($34,228,250)** –This project provided for improvement work on transmission lines to address high priority capital defects, such as defective wood poles and cross arms, that were discovered through line inspections. Work in the ELR group included emergent work, planned usually 12 to 18 months in advance of the work being performed. Typically this work replaced capital property units on a like-for-like basis and returned the transmission line to overall good health. The project includes both General and Transmission Plant additions.

4. **S&E - SPS Line ($17,577,911)** – These projects provided for the storm and emergency work orders for the replacement or capital repair of transmission line facilities damaged by inclement weather or natural disasters.

5. **S&E - SPS Sub ($4,004,334)** – These projects provided for the storm and emergency work orders that repaired substation facilities damaged by inclement weather and natural disasters. The project includes both General and Transmission Plant additions.

Combined, these projects account for approximately 84% of the total capital additions in this category. The remaining 16% of the projects are similar in nature in that they replace storm-damaged or failed equipment, which is integral to SPS's ability to provide reliable electric service to its customers.

Q. Please describe the types of projects included in the "Other" category.

A. This category of investment contains the capital additions for transmission projects such as tool and equipment purchases, spare parts, and data acquisition

including fault or disturbance recorders. These capital additions support the projects in all categories and enhance or improve transmission reliability by enabling SPS to conduct diagnostic testing to prevent outages. The total investment in this category amounts to $29,140,266 during the period. Major projects (i.e., projects in excess of $1,600,000) included in this category are:

1. **Physical Security ($10,273,389)** – This project installed Physical Security Upgrades affecting SPS substation protection with specific work varying by substation location, current layout, and threat history. Typical security measures included the installation of equipment such as cameras and motion sensors at substations. The project includes both General and Transmission Plant additions.

2. **Security Access Control System ($1,918,059)** – This project replaced the existing standard locks on substation entry gates with locks that use an electronic key to restrict substation access to authorized personnel and to meet compliance requirements.

3. **SPS Frame Relay ($2,303,096)** – These projects installed communications equipment for control and monitoring of the various substations upgraded with this project.

4. **Tools COM Substation ($1,643,517)** – These projects purchased capital tools for construction and repair activities.

5. **Transportation - SPS ($8,427,289)** – These projects purchased fleet vehicles for operation in the SPS area. The vehicles included automobiles, trucks, heavy vehicles such as bucket trucks, high-reach bucket trucks, hole-diggers, and trailers. Without these vehicles, crews would not have access to a predictable and reliable method of transport nor have the necessary equipment to perform needed transmission construction work.

Combined, these projects account for approximately 84% of the total capital additions in this category. The remaining 16% of the projects are similar in nature in that they involve purchasing of equipment or spare parts, which is integral to SPS's ability to provide reliable electric service to its customers.

Q. Please describe the types of projects included in the "Generation Interconnection" category.

A. This category of investment contains the capital additions for transmission system upgrades necessary to connect new generation sources to the SPS transmission system as required by the SPP OATT. SPS is obligated to provide non-discriminatory interconnection service to new generators, pursuant to the SPP OATT. These capital additions may have incidental benefits to SPS's Texas retail customers by enhancing SPS's transmission system reliability with these additional resources and facilities on the system. The total investment in this category during the period is ($7,983,437), which is due to customer contributions more than offsetting amounts for construction during the period. Major projects (i.e., projects in excess of $165,000) included in this category are:

1. **Cochran Plains Line Ratings ($926,365)** – This project increased the line and substation terminal ratings of the 115-kV lines U-19 and U-20 between Cochran County Interchange and Lea County Plains Switching Station. This project was needed to provide the capacity to accommodate the new 350 MW Wildcat Ranch wind farm generation connected at Lost Draw Switching Station.

2. **GEN 2012-020 Hale Co Wind, 478MW ($177,510)** – This project constructed a new 230-kV terminal at TUCO Interchange for the interconnection of the Hale County wind farm.

Combined, these projects account for more than 100% of the total capital additions in this category because other projects had customer contributions, which removed dollars from the total capital additions. The remaining projects are similar in nature in that they connect new generation sources to the transmission system, which is integral to SPS's ability to provide reliable electric service to its customers.

Q. Please describe the types of projects included in the "Transmission Interconnection" category.

A. This category of investment contains the capital additions for transmission system upgrades necessary to connect transmission systems of neighboring utilities to the SPS transmission system. SPS is obligated to provide this interconnection service pursuant to the SPP OATT. SPS's Texas retail customers may benefit from these capital additions because they may provide improved access to market-based energy resources and also improved overall system reliability from expanded transmission system interconnection. The total investment in this category amounts to ($234,844) during the period. The major project in this category is:

> **Hitchland II (Optima) ($32,699)** – This project completed the surveying, acquisition activities, and the purchase of property for a new 345-kV switching station in Texas County, Oklahoma, north of the existing SPS Hitchland Interchange. The 345-kV bus at Hitchland Interchange cannot be feasibly expanded so this property will provide the location for a new switching station to provide additional interconnection capability to the 345-kV system in that area.

This project accounts for more than 100% of the total capital additions in this category because the other projects posted credits as right-of-way acquisitions were finalized and funds that had been held in escrow were released. These projects are integral to SPS's ability to provide reliable electric service to its customers.

Q. The amounts shown in Attachment JJC-RR-1 include capitalized affiliate costs. Were those affiliate costs necessary to complete the Transmission-related capital projects?

A. Yes. These affiliate charges are for engineering, construction, technical directions, management, safety, and other related work to develop, upgrade, and

construct transmission facilities. Many employees in the transmission organization, as well as employees in other departments that support transmission activities, perform work that causes their labor and expenses to be capitalized, rather than expensed. For example, transmission engineers who do design work routinely charge their time to specific capital projects and these costs are charged back to SPS as part of the capital project cost. In addition, the capital projects include overhead charges that reflect costs for labor, goods, and services as discussed by Mr. Moeller. When those projects are complete, the costs, including the labor charges, are recorded as new assets. Affiliate charges included in Attachment JJC-RR-1 are $8,360,049, which is approximately 1.7% of SPS's total Transmission-related capital costs for projects placed in service during the period July 1, 2017 through March 31, 2019.

Q. Are the costs of these capitalized affiliate charges reasonable?

A. Yes. SPS witness Perry D. Foster addresses the reasonableness of the Updated Test Year affiliate charges to SPS for the Transmission and Substations affiliate class, the affiliate class that contains these capitalized costs. Mr. Foster discusses the services provided, explains that those services are reasonable and necessary for SPS's operation, that the costs for those services are reasonable and necessary, that the services do not duplicate services that SPS provides to itself or that are provided from any other source, and that XES charges to SPS for those services are no higher than the charges to SPS affiliates for the same or similar services. The services provided by the Transmission & Substation affiliate class as discussed by Mr. Foster represent the same type of affiliate services that were

provided during the capital addition period from July 1, 2017 through March 31, 2019 and were applicable to the associated capitalized affiliate costs of $8,360,049 Thus, Mr. Foster's discussion supports the reasonableness and necessity of these capitalized affiliate costs for the period from July 1, 2017 through March 31, 2019. In addition, SPS witness Melissa L. Schmidt and Mr. Moeller explain that charges for labor, goods, and services received by SPS from the Operating Companies and XES, (Column L of Attachment JJC-RR-1), are reasonable and necessary and that the processes for including those capitalized charges are appropriate and meet regulatory standards.

Q. What is the difference between the affiliate charges for the Transmission & Substation affiliate class discussed by Mr. Foster and the affiliate charges you discuss regarding capital additions?

A. The Transmission & Substations affiliate charges Mr. Foster discusses reflect only operation and maintenance affiliate expenses incurred during the Updated Test Year. In contrast, the affiliate charges discussed in my testimony refer to the capitalized affiliate charges associated with the Transmission-related capital additions that were closed to plant-in-service during the period from July 1, 2017 through March 31, 2019. Specifically, I discuss affiliate charges associated with projects closed to plant-in-service that were capitalized during the period from July 1, 2017 through March 31, 2019 and Mr. Foster discusses affiliate charges that were expensed in the Updated Test Year.

Q. Were the costs of the Transmission capital additions, including the capitalized affiliate charges, reasonable and necessary?

A. Yes. The capital projects listed on both Attachments JJC-RR-1 and JJC-RR-2 were necessary to expand and sustain the transmission grid that serves as the path between generation and the distribution systems. For example, SPS must construct new transmission lines and substations to interconnect new generation and to deliver that energy reliably through the transmission grid. SPS also must complete transmission system rehabilitation projects related to transmission line and substation improvements, replace obsolete and failed equipment, and replace systems damaged by storms. These new and reinforced transmission lines, substations, and protection and control systems are integral to providing reliable service to SPS ratepayers. Oversight for prioritization of capital investments was provided by the Financial Council and the Investment Review Council. The Investment Review Council reviews and approves major projects above $10 million, which are then brought to the Financial Council for review and approval. Standard governance processes were followed in evaluating, selecting, and monitoring execution of the capital projects. SPS witness Adam R. Dietenberger discusses the capital projects budgeting process in more detail.

Q. Were all of the Transmission projects presented on Attachment JJC-RR-1 and JJC-RR-2 reasonable and necessary?

A. Yes. These capital additions were needed to provide reliable electric service to SPS's customers and the costs for these projects were reasonably incurred.

IV. TRANSMISSION CAPITAL ADDITIONS PLACED IN SERVICE DURING THE PERIOD OF APRIL 1, 2019 THROUGH JUNE 30, 2019

Q. As part of this rate case, is SPS seeking to include in its rate base Transmission-related capital additions closed to plant-in-service during the period between the end of the Test Year and June 30, 2019?

A. Yes. SPS seeks to include in rate base the cost of capital additions placed in service between the end of the Test Year (March 31, 2019) and June 30, 2019, which is referred to as the Update Period. Attachment JJC-RR-3 provides SPS's costs for these projects. As initially filed, the costs reflected in Attachment JJC-RR-3 are estimated amounts. Mr. Moeller explains the basis for the estimated amounts. As discussed by Mr. Grant, SPS will file actual costs for the Update Period, including an updated version of Attachment JJC-RR-3, 45 days after SPS files this application.

Q. What is the total estimated cost of Transmission-related capital additions placed in service between April 1, 2019 and June 30, 2019?

A. The total estimated cost of the Transmission-related capital additions that have been closed to plant-in-service during the period of April 1, 2019 through June 30, 2019 is $165,942,300, including affiliate costs. The detail of these costs is shown in Attachment JJC-RR-3. Mr. Freitas allocates the total company dollar amount among SPS's jurisdictions (Texas retail; New Mexico retail; and wholesale) in the cost of service study he presents.

Q. Are the affiliate costs for these projects reasonable and necessary?

A. Yes. Affiliate costs associated with these projects are incurred for the same reasons they were incurred on the projects placed in service during the period

from July 1, 2017 through March 31, 2019. As initially filed, Attachment JJC-RR-3 contains the total amount of estimated affiliate charges, which is based on historical percentages for the different classes of assets. This is explained in more detail by Mr. Moeller. The updated version of Attachment JJC-RR-3 will reflect actual affiliate charges for the period. These costs satisfy the standards for inclusion of affiliate costs in rates for the reasons presented in the testimony of Mr. Foster.

Q. Are those affiliate costs necessary to complete the Transmission-related capital projects?

A. Yes. Affiliate costs were incurred for the same reasons they were incurred on the projects placed in service between July 1, 2017 and March 31, 2019 and discussed earlier in my testimony.

Q. Are these capitalized affiliate charges reasonable?

A. Yes. These costs satisfy the standards for inclusion of affiliate costs in rates for the reasons presented in the testimony of Mr. Foster, Ms. Schmidt, and Mr. Moeller regarding the reasonableness of affiliate charges.

Q. Please describe the information in Attachment JJC-RR-3, which provides the dollar amounts for capital additions placed in service during the Update Period?

A. Attachment JJC-RR-3 provides the following information:

Column A —	Asset Class	Identifies the type of asset.
Column B —	Witness	Identifies the witness supporting the project.

Column C —	Project Category	Provides a classification of the project group's type.
Column D —	Additions to Plant-in-Service (April 2019 – June 2019)	The total company dollar amount of the addition to plant-in-service.
Column E —	Total Affiliate Charges (Included in Column D)	The XES charges and other affiliate charges associated with new plant-in-service shown in Column D.
Column F —	WBS Level 1 Project Group Name and Description	Provides the WBS Level 1 project group name and a description of the project group.

Q. Please describe the projects placed in service during the Update Period.

A. The projects placed in service from April 1, 2019 through June 30, 2019 support SPS's ability to provide electric service to its customers and are necessary to maintain the environmental, safety, performance, and reliability characteristics of SPS's transmission system. These projects also fall into the categories I described in Section III of my testimony in Table JJC-RR-1. The projects placed in service during the Update Period support SPS's ability to provide electric service to its customers and are necessary to maintain a reliable transmission system. Descriptions of the specific projects and the reasons that the projects are necessary are provided on Attachment JJC-RR-3.

Q. Has SPS managed its Update Period Transmission-related capital addition projects to ensure the final, actual costs are reasonable and prudent?

A. Yes. The same budgeting and project management process that I described in Section III of my testimony applies to the projects in the Update Period.

V. TREND IN CAPITAL INVESTMENTS FOR TRANSMISSION IMPROVEMENTS

Q. What topic do you discuss in this section of your testimony?

A. I explain the trend in annual Transmission capital investments SPS has experienced over the past ten years and expects to experience going forward.

Q. What has been the trend in SPS's capital investments for Transmission improvements over the past ten years?

A. SPS has increased the amount of its annual capital investments in Transmission improvements since 2009. SPS's annual capital investment in Transmission improvements has increased from $101,342,351 (total company) in 2009 to $262,473,207 (total company) in 2018, with higher and lower amounts in the years in between. The average annual expenditure during the five-year period of 2014 through 2018 was $319,579,290 per year.

Q. What are the reasons for this trend?

A. There are a number reasons for this trend. The SPS service area has seen significant load growth from the period of 2003 to 2018. Since 2003, the SPS load area load has increased by 1,813 MWs or an increase of 42%. This load growth has required transmission system infrastructure improvements as indicated by the numerous NTCs issued by SPP to SPS during that time. Furthermore, SPS's service area has experienced significant development of oil and natural gas resources in recent years, which has required substantial transmission upgrades to provide service to these new loads from the transmission system. Much of this new load growth has occurred in areas with little transmission capacity, thus necessitating significant transmission investment in new lines and substations.

SPS has also continued to receive requests through SPP for generator interconnection service for wind, solar, and fossil-based energy resources. Along with generation interconnection requests, SPS continues to receive requests for firm transmission service, which have also required transmission improvements. NERC and FERC have approved and continue to approve new operations, planning, and infrastructure standards which continue to require upgraded transmission infrastructure. Finally, like many utilities, SPS has aging transmission infrastructure that must be replaced or upgraded due to potential failure, obsolescence, or other requirements.

Q. Do you expect this higher level of annual spending to continue into the foreseeable future?

A. Yes. SPS expects to continue to invest in transmission capital improvements at its current level of expenditures for the next five years. SPS continues to experience significant load growth in its west Texas and eastern New Mexico service areas because of the brisk development of the shale oil and natural gas resources, and energy-related facilities in this area of the Permian Basin oilfield. This load growth has and is expected to continue to require significant transmission investment to meet the load serving capability and reliability needs of this area. The SPS area also has an abundance of available wind and solar energy resources and may require additional transmission development in order for local and remote markets to access those resources. In addition, SPS has approximately 1,500 miles of 69-kV transmission lines, significant portions of which are aging and will likely need to be upgraded as SPS continues to experience load growth.

These are just three of the relevant factors that indicate why SPS will need to continue to make significant capital improvements to its transmission system.

VI. STUDY PERFORMED FOR REDUCED OPERATIONS AT TOLK STATION

Q. Does SPS have plans to reduce operations and plant life at the Tolk Station?

A. Yes, as discussed in Ms. Weeks', Mr. Lytal's, and Mr. Grant's testimonies, a number of factors, in particular a forecasted shortage of groundwater, have resulted in the need to reduce operations and shorten the operational life of Tolk Station. Reduced operations are defined as both Tolk Station generating units being available during the months of June through September of each year and typically being off line during the months of October through May.

Q. Would the reduced operations and retirement of Tolk Station generating units cause any transmission reliability issues that would require capital projects?

A. Yes. The reduced operations and retirement of the Tolk Station generating units will cause voltage stability and reliability concerns because the transmission system was designed, and future plans were made, with the generating units at Tolk Station providing generation and reactive support to the SPS transmission system. Without Tolk Station operating, the transmission system could have problems maintaining proper voltage under certain operating conditions and contingencies. The renewable generation located in close electrical proximity to Tolk Station does not supply enough reactive support to the system under fault conditions due to their limited inertia to make up for the removal of the two Tolk Station generators.

Q. How did SPS identify these voltage support and reliability needs and what measures were examined to resolve them?

A. Attachment JJC-RR-4 contains the powerflow analysis SPS completed on steady state and stability models and simulating generation and transmission outages to show potential issues on the transmission system for Tolk Station in the reduced operations mode. The contingencies performed in this analysis were chosen to align with the compliance requirements that SPS must meet in the NERC standard TPL-001-4. The steady state models used for the analysis were created as part of the 2017 SPP Integrated Transmission Planning Near Term (ITPNT) model series. The stability models used for this analysis are the 2016 SPP Model Development Working Group models.

This study was performed to determine the impacts to the transmission system of operating both Tolk Station generating units only during the months of June through September. Additionally, the study also examined if there were any system benefits to operating the existing Tolk Station generators as synchronous condensers during the months of October through May. The three scenarios that were studied were: (1) Tolk Station units #1 and #2 generators are turned off; (2) Tolk Station unit #1 generator is operated as a synchronous condenser and Tolk Station unit #2 generator is turned off; and (3) Tolk Station units #1 and #2 generators are operated as synchronous condensers.

Q. What were the results of this study?

A. The study identified that if both Tolk Station generators were off during the months of October through May, the transmission system could experience

unstable oscillations and voltage collapse during specific contingencies during periods of high wind output and low fossil fuel generation output. The study also identified that if at least one of the Tolk generating units was operated as a synchronous condenser that would address the oscillation and voltage collapse concerns in the near future. However, having only one Tolk generating unit operating as a synchronous condenser would still leave the system vulnerable if that synchronous condenser tripped or was out of service for maintenance and the other Tolk generating unit was not on line.

Additionally, the study showed that, in the future models as load and renewable generation output continues to grow, a single synchronous condenser may not be enough to maintain voltages under contingency conditions when the Tolk Station generating units are not in operation. The study showed that a second synchronous condenser would be required. In her testimony, Ms. Weeks addresses which scenarios she modeled in the Strategist software that assumed two synchronous condensers would be available on line and includes the cost of that equipment in her analysis.

The SPS study was focused on the Tolk Station generating units operating only during the months of June through September, not the full retirement of Tolk Station. A retirement study of Tolk Station will be performed by the SPP either as part of a future SPP Integrated Transmission Planning study or as part of a stand-alone generation retirement process that the SPP is currently in the process of creating. The retirement study through SPP will not be requested until closer

to the determined retirement date. The transmission requirements necessary to fully retire the Tolk Station will be identified at that time.

Q. Does this conclude your pre-filed direct testimony?

A. Yes.

AFFIDAVIT

STATE OF TEXAS)
)
COUNTY OF POTTER)

JARRED J. COOLEY, first being sworn on his oath, states:

I am the witness identified in the preceding testimony. I have read the testimony and the accompanying attachment(s) and am familiar with the contents. Based upon my personal knowledge, the facts stated in the testimony are true. In addition, in my judgment and based upon my professional experience, the opinions and conclusions stated in the testimony are true, valid, and accurate.

Jarred Cooley
JARRED J. COOLEY

Subscribed and sworn to before me this 2nd day of August, 2019 by JARRED J. COOLEY

CINDY BAEZA
Notary Public, State of Texas
Notary ID #13078365-0
My Commission Expires 10-06-2020

Cindy Baeza
Notary Public, State of Texas

My Commission Expires: 10-06-2020

Southwestern Public Service Company

Transmission Capital Additions for
July 1, 2017 through March 31, 2019

	(A)	(B)	(C)	(D)	(E)
Line No.	**WBS Level 4 Number**	**WBS Level 4 Description**	**Asset Class**	**Witness**	**Project Category**
1	10695620	E&S Elect Trans Lines - SPS	Electric Transmission	Cooley	OT
2					
3	10695618	E&S Elec Trans Subs - SPS	Electric Transmission	Cooley	OT
4					
5	11610419	NORTON - REPLACE T77 LINE RELAYING	Electric Transmission	Cooley	GI
6					
7	11528814	HOWARD SUB TRANS NEW 115KV TERMINAL	Electric Transmission	Cooley	RE
8	A.0000407.004.001.002	HOWARD - 115KV LINE W67 REPLACE REL	Electric Transmission	Cooley	RE
9					
10	A.0000062.001.001.002	Z86 DIBK CDEA 69KV TAP TO NEW OXY S	Electric Transmission	Cooley	LI
11					
12	A.0000062.002.001.001	Z86 NEW TAP TO OXY CEDAR LAKE ROW	Electric Transmission	Cooley	LI
13					
14	A.0000080.001.001.001	OASIS-T32 PORTALES 115KV LINE TERMI	Electric Transmission	Cooley	RE/SR
15					
16	A.0000087.001.001.001	ROOSEVELT-T33 PORTALES 115KV LINE T	Electric Transmission	Cooley	RE
17					
18	A.0000105.001.001.002	K27 PXST TKST 230KV RECONDUCTOR	Electric Transmission	Cooley	GI
19					
20	A.0000105.005.001.003	TKST 230KV TERM UP REIMB	Electric Transmission	Cooley	GI
21					
22	A.0000105.008.001.001	230KV K45 Reconductor Plant X to To	Electric Transmission	Cooley	GI
23					
24	A.0000126.003.001.001	ARTESIA CTY CLUB TO ARTESIA CTY CLU	Electric Transmission	Cooley	RE
25	A.0000126.003.001.003	ARCC 115 Line ROW	Electric Transmission	Cooley	RE
26					
27	A.0000126.004.001.001	ArtesiaCtyClubSwitchTRANS	Electric Transmission	Cooley	RE
28					
29	A.0000153.001.001.001	Y84 TUCO-CROSBY 69KV LINE ONE WAY S	Electric Transmission	Cooley	SR
30	A.0000153.001.001.002	Y96 BRCO LNRL 69KV 1 WAY SW STR9912	Electric Transmission	Cooley	SR
31	A.0000153.001.001.003	Z-51 HEREFORD TO CASTRO INSTALL 115	Electric Transmission	Cooley	SR
32	A.0000153.001.001.004	Z60 LBEA GRAH REPL SWT 6755 AND 685	Electric Transmission	Cooley	SR
33					
34	A.0000153.002.001.002	T84-115KV HOBBS WEST-NEF ONE-WAY SW	Electric Transmission	Cooley	SR
35					

Southwestern Public Service Company

Transmission Capital Additions for
July 1, 2017 through March 31, 2019

	(F)	(G)	(H)	(I)	(J)	(K)	(L)	(M)
Line No.	WBS Level 2 Number	WBS Level 2 Description	In-Service Date (year-month)	Additions to Plant-In-Service (July 1, 2017 - March 31, 2019)	XES Charges (Included in Column I)	Other Affiliate Charges (Included in Column I)	Total Affiliate Charges (Included in Column I)	Total Native Charges (Columns I less L) Within the Total Additions to Plant-in-Service Shown in Column (I)
1	10695269	E&S Elec Trans Lines_SPS	2019-01	$ 59,098.67	$ -	$ -	$ -	$ 59,098.67
2	10695269 Total			59,098.67	-	-	-	59,098.67
3	10695288	E&S Elec Trans Subs_SPS	2019-01	(25,594.84)	-	-	-	(25,594.84)
4	10695288 Total			(25,594.84)	-	-	-	(25,594.84)
5	11495216	Campbell St. Bus Modification,Sub	2013-02	17.51	-	-	-	17.51
6	11495216 Total			17.51	-	-	-	17.51
7	A.0000407.004	Howard Substation	2012-07	1,015.00	-	-	-	1,015.00
8	A.0000407.004	Howard Substation	2016-03	(71,167.53)	-	-	-	(71,167.53)
9	A.0000407.004 Total			(70,152.53)	-	-	-	(70,152.53)
10	A.0000062.001	Z86 New Tap to Oxy Cedar Lake	2017-04	(19,749.92)	237.75	-	237.75	(19,987.67)
11	A.0000062.001 Total			(19,749.92)	237.75	-	237.75	(19,987.67)
12	A.0000062.002	Z86 New Tap to Oxy Cedar Lake ROW	2016-12	475.64	475.21	-	475.21	0.43
13	A.0000062.002 Total			475.64	475.21	-	475.21	0.43
14	A.0000080.001	Oasis T32 Terminal Upgrade	2018-02	239,984.87	1,246.99	1.05	1,248.04	238,736.83
15	A.0000080.001 Total			239,984.87	1,246.99	1.05	1,248.04	238,736.83
16	A.0000087.001	Roosevelt T33 Terminal Upgrade	2017-11	331,632.02	1,821.98	-	1,821.98	329,810.04
17	A.0000087.001 Total			331,632.02	1,821.98	-	1,821.98	329,810.04
18	A.0000105.001	R27 Reconductor	2017-12	(9,031,555.84)	53,990.44	130.48	54,120.92	(9,085,676.76)
19	A.0000105.001 Total			(9,031,555.84)	53,990.44	130.48	54,120.92	(9,085,676.76)
20	A.0000105.005	Tolk Terminal Upgrades	2018-03	9,518.15	-	-	-	9,518.15
21	A.0000105.005 Total			9,518.15	-	-	-	9,518.15
22	A.0000105.008	K45 Reconductor Transmission Portio	2018-03	3,282,218.48	55,693.74	-	55,693.74	3,226,524.74
23	A.0000105.008 Total			3,282,218.48	55,693.74	-	55,693.74	3,226,524.74
24	A.0000126.003	Artesia Cty Club Line ROW	2017-12	192,388.50	33,222.02	-	33,222.02	159,166.48
25	A.0000126.003	Artesia Cty Club Line ROW	2018-07	86,511.59	11,000.76	-	11,000.76	75,510.83
26	A.0000126.003 Total			278,900.09	44,222.78	-	44,222.78	234,677.31
27	A.0000126.004	Artesia Cty Club Switch	2018-12	350,231.21	52,323.55	-	52,323.55	297,907.66
28	A.0000126.004 Total			350,231.21	52,323.55	-	52,323.55	297,907.66
29	A.0000153.001	SPS Trans Switch Replmnt Line	2016-04	349.45	401.45	-	401.45	(52.00)
30	A.0000153.001	SPS Trans Switch Replmnt Line	2016-09	1,554.75	1,907.18	-	1,907.18	(352.43)
31	A.0000153.001	SPS Trans Switch Replmnt Line	2014-01	(50,332.46)	-	-	-	(50,332.46)
32	A.0000153.001	SPS Trans Switch Replmnt Line	2017-09	328,945.28	3,216.54	-	3,216.54	325,728.74
33	A.0000153.001 Total			280,517.02	5,525.17	-	5,525.17	274,991.85
34	A.0000153.002	NM Trans Switch replacement Li	2016-12	86.11	89.18	-	89.18	(3.07)
35	A.0000153.002 Total			86.11	89.18	-	89.18	(3.07)

Southwestern Public Service Company

Transmission Capital Additions for
July 1, 2017 through March 31, 2019

	(A)	(B)	(C)	(D)	(E)
Line No.	**WBS Level 4 Number**	**WBS Level 4 Description**	**Asset Class**	**Witness**	**Project Category**
36	A.0000153.004.001.001	V38 NICS RVRV 115KV SW 1882 1883 18	Electric Transmission	Cooley	SR
37					
38	A.0000153.005.001.001	Z08Switch4706Replace	Electric Transmission	Cooley	SR
39					
40	A.0000153.006.001.002	V02 Switch 2915 Replacement	Electric Transmission	Cooley	SR
41					
42	A.0000157.003.001.001	Artesia South-Artesia Town ROW	Electric Transmission	Cooley	RE
43					
44	A.0000157.004.001.001	Z-76 ARTESIA SOUTH TO EAGLE CREEK,	Electric Transmission	Cooley	RE
45					
46	A.0000194.001.001.002	COCHRAN 115KV 28 MVAR CAP BANKS	Electric Transmission	Cooley	RE
47					
48	A.0000194.005.001.001	COCHRAN 69KV Z26 LN TERM UPGR	Electric Transmission	Cooley	RE
49					
50	A.0000199.001.001.002	W 95 CUST OCHO 115KV 11MI REBLD	Electric Transmission	Cooley	RE
51					
52	A.0000199.002.001.001	CUSTER ROADRUNNER W 95 ROW	Electric Transmission	Cooley	RE
53	A.0000199.002.001.003	CUSTER ROADRUNNER W95 ROW	Electric Transmission	Cooley	RE
54					
55	A.0000213.001.001.001	V12 PXST-BACO 115KV MULESHOE EAST C	Electric Transmission	Cooley	RE
56					
57	A.0000213.005.001.001	K30 TKST-RVCO 230KV MULESHOE EAST C	Electric Transmission	Cooley	RE
58					
59	A.0000215.002.001.001	PLEASANT HILL SUB NEW 230/115KV SUB	Electric Transmission	Cooley	RE
60					
61	A.0000215.012.001.002	K84 PLEASANT HILL TO ROOSEVELT ROW	Electric Transmission	Cooley	RE
62	A.0000215.012.001.001	K-84 Pleasant Hill to Roosevelt,ROW	Electric Transmission	Cooley	RE
63					
64	A.0000215.013.001.001	W-62 CURRY CO-PLEASANT HILL 115KV I	Electric Transmission	Cooley	RE
65					
66	A.0000215.016.001.001	FEC - RELAY PANEL UPGRADE ON V75 LI	Electric Transmission	Cooley	RE
67					
68	A.0000215.022.001.001	W-62 CURRY COUNTY-PLEASANT HILL 115	Electric Transmission	Cooley	RE
69					
70	A.0000215.025.001.001	W-32 PERIMETER TO FEC SHIELD WIRE R	Electric Transmission	Cooley	RE

Southwestern Public Service Company

Transmission Capital Additions for
July 1, 2017 through March 31, 2019

	(F)	(G)	(H)	(I)	(J)	(K)	(L)	(M)
Line No.	WBS Level 2 Number	WBS Level 2 Description	In-Service Date (year-month)	Additions to Plant-In-Service (July 1, 2017 - March 31, 2019)	XES Charges (Included in Column I)	Other Affiliate Charges (Included in Column I)	Total Affiliate Charges (Included in Column I)	Total Native Charges (Columns I less L) Within the Total Additions to Plant-in-Service Shown in Column (I)
36	A.0000153.004	SPS Trans Switch Rplmnt 115kV	2018-07	63,303.71	-	-	-	63,303.71
37	A.0000153.004 Total			63,303.71	-	-	-	63,303.71
38	A.0000153.005	NM Trans Switch Replace Line 69kV	2018-04	290,042.42	3,791.56	-	3,791.56	286,250.86
39	A.0000153.005 Total			290,042.42	3,791.56	-	3,791.56	286,250.86
40	A.0000153.006	V02 Switch 2915 Replacement	2018-12	313,475.84	7,314.06	-	7,314.06	306,161.78
41	A.0000153.006 Total			313,475.84	7,314.06	-	7,314.06	306,161.78
42	A.0000157.003	Eagle Creek Project(Artesia Tw	2014-12	3,501.14	-	-	-	3,501.14
43	A.0000157.003 Total			3,501.14	-	-	-	3,501.14
44	A.0000157.004	Eagle Creek Prog(Artesia Twn 6	2015-11	(100,607.10)	-	-	-	(100,607.10)
45	A.0000157.004 Total			(100,607.10)	-	-	-	(100,607.10)
46	A.0000194.001	Cochran 115 Cap Bank	2018-12	2,631,416.45	75,507.50	-	75,507.50	2,555,908.95
47	A.0000194.001 Total			2,631,416.45	75,507.50	-	75,507.50	2,555,908.95
48	A.0000194.005	Cochran Z26 Terminal	2018-11	205,864.84	10,140.64	-	10,140.64	195,724.20
49	A.0000194.005 Total			205,864.84	10,140.64	-	10,140.64	195,724.20
50	A.0000199.001	Custer Mountain-Ochoa Reconductor	2018-05	3,761,552.39	147,796.53	-	147,796.53	3,613,755.86
51	A.0000199.001 Total			3,761,552.39	147,796.53	-	147,796.53	3,613,755.86
52	A.0000199.002	Custer Roadrunner W95 ROW	2016-12	2,901.04	2,899.77	-	2,899.77	1.27
53	A.0000199.002	Custer Roadrunner W95 ROW	2017-04	29,731.38	11,553.42	-	11,553.42	18,177.96
54	A.0000199.002 Total			32,632.42	14,453.19	-	14,453.19	18,179.23
55	A.0000213.001	Muleshoe East Line	2015-12	(6,686.26)	-	-	-	(6,686.26)
56	A.0000213.001 Total			(6,686.26)	-	-	-	(6,686.26)
57	A.0000213.005	Muleshoe East K-30 Line	2015-11	(768.88)	-	-	-	(768.88)
58	A.0000213.005 Total			(768.88)	-	-	-	(768.88)
59	A.0000215.002	Pleasant Hill 345/230kV NM Sub	2015-02	(118,170.29)	-	-	-	(118,170.29)
60	A.0000215.002 Total			(118,170.29)	-	-	-	(118,170.29)
61	A.0000215.012	Pleasant Hill to Roosevelt Co.	2017-09	156,610.82	63.39	-	63.39	156,547.43
62	A.0000215.012	Pleasant Hill to Roosevelt Co.	2014-09	(91,841.95)	375.86	-	375.86	(92,217.81)
63	A.0000215.012 Total			64,768.87	439.25	-	439.25	64,329.62
64	A.0000215.013	Pleasant Hill to T-76 in&out N	2017-08	12.25	-	-	-	12.25
65	A.0000215.013 Total			12.25	-	-	-	12.25
66	A.0000215.016	FEC to Pleasant Hill Term Sub	2014-12	(20,306.62)	-	-	-	(20,306.62)
67	A.0000215.016 Total			(20,306.62)	-	-	-	(20,306.62)
68	A.0000215.022	Pleasant Hill to Curry W-62 Li	2015-02	13,398.48	-	-	-	13,398.48
69	A.0000215.022 Total			13,398.48	-	-	-	13,398.48
70	A.0000215.025	W-32 Perimeter to FEC Sheild W	2015-10	6,785.28	-	-	-	6,785.28

Southwestern Public Service Company

Transmission Capital Additions for
July 1, 2017 through March 31, 2019

	(A)	(B)	(C)	(D)	(E)
Line No.	WBS Level 4 Number	WBS Level 4 Description	Asset Class	Witness	Project Category
71					
72	A.0000220.006.001.002	INDIANA SUB: RPL STATION METER	Electric Transmission	Cooley	SR
73	A.0000220.006.001.005	CASTRO SUBSTATION - RPL BKR 8825	Electric Transmission	Cooley	SR
74	A.0000220.006.001.018	PRINGLE REPLACE ATS	Electric Transmission	Cooley	SR
75	A.0000220.006.001.023	HITCHLAND REPLACE WAVE TRAP	Electric Transmission	Cooley	SR
76	A.0000220.006.001.025	SEMINOLE INT RPL 115KV CCVT	Electric Transmission	Cooley	SR
77	A.0000220.006.001.028	SPEARMAN INTG REPLACE COOLING FANS	Electric Transmission	Cooley	SR
78	A.0000220.006.001.029	HALE CO INTG RPL FAILED CARRIER REL	Electric Transmission	Cooley	SR
79	A.0000220.006.001.030	GRAHAM INT RPL 69KV GCB 6F75	Electric Transmission	Cooley	SR
80	A.0000220.006.001.031	PHILLIPS 2 REPLACE 69KV METERING CT	Electric Transmission	Cooley	SR
81	A.0000220.006.001.038	SEAGRAVES INT RPL 69KV GCB 6F20 AND	Electric Transmission	Cooley	SR
82	A.0000220.006.001.039	YOAKUM CO INT RPL DISCONNECT 6H94	Electric Transmission	Cooley	SR
83	A.0000220.006.001.040	DENVER CITY RPL BKR W960	Electric Transmission	Cooley	SR
84	A.0000220.006.001.043	YOAKUM CO INT RPL AUTOMATIC FLIP FL	Electric Transmission	Cooley	SR
85	A.0000220.006.001.045	DIAMONDBACK RPL FLIP FLOP	Electric Transmission	Cooley	SR
86	A.0000220.006.001.047	Dumas 19th Replace CS Bypass SW 199	Electric Transmission	Cooley	SR
87	A.0000220.006.001.048	Bailey-Rplc Cap Bank Relay	Electric Transmission	Cooley	SR
88	A.0000220.006.001.051	PANTEX NORTH REPLACE WAVETRAP	Electric Transmission	Cooley	SR
89	A.0000220.006.001.052	PANTEX SOUTH REPLACE WAVETRAP	Electric Transmission	Cooley	SR
90	A.0000220.006.001.055	PLANT X RPL 230KV CCVT	Electric Transmission	Cooley	SR
91	A.0000220.006.001.056	Potter Co RPL Reactor Breakers	Electric Transmission	Cooley	SR
92	A.0000220.006.001.058	SFE-GAINES COUNTY RPL BKR 7710	Electric Transmission	Cooley	SR
93	A.0000220.006.001.060	SFE GRASSLAND- RPL TRANSFER SWITCH-	Electric Transmission	Cooley	SR
94	A.0000220.006.001.061	SFE-MUSTANG- RPL BKR MECH D945 D955	Electric Transmission	Cooley	SR
95	A.0000220.006.001.063	SFE-Denver City- RPL XFMR Gauges	Electric Transmission	Cooley	SR
96	A.0000220.006.001.049	EAST PLANT RPL 3 69KV PTs	Electric Transmission	Cooley	SR
97	A.0000220.006.001.054	Kite Transformer Replacement	Electric Transmission	Cooley	SR
98	A.0000220.006.001.009	AMOCO SW STA: RPL 230KV GOAB 3K17	Electric Transmission	Cooley	SR
99	A.0000220.006.001.044	CARLISLE INT RPL BATTERIES	Electric Transmission	Cooley	SR
100	A.0000220.006.001.059	SFE-GAINES CTY RPL SWITCHES 7954	Electric Transmission	Cooley	SR
101	A.0000220.006.001.050	CARLISLE RPL BREAKER 7H75	Electric Transmission	Cooley	SR
102	A.0000220.006.001.064	Doss RPL Heat Pump	Electric Transmission	Cooley	SR
103	A.0000220.006.001.062	SFE-Mustang-RPL D900 BKR Mech	Electric Transmission	Cooley	SR
104	A.0000220.006.001.065	Amoco Switching Station RPL Roof	Electric Transmission	Cooley	SR
105	A.0000220.006.001.066	Lynn Co Int- RPL BKR 7850	Electric Transmission	Cooley	SR

Southwestern Public Service Company

Transmission Capital Additions for
July 1, 2017 through March 31, 2019

	(F)	(G)	(H)	(I)	(J)	(K)	(L)	(M)
Line No.	WBS Level 2 Number	WBS Level 2 Description	In-Service Date (year-month)	Additions to Plant-In-Service (July 1, 2017 - March 31, 2019)	XES Charges (Included in Column I)	Other Affiliate Charges (Included in Column I)	Total Affiliate Charges (Included in Column I)	Total Native Charges (Columns I less L) Within the Total Additions to Plant-in-Service Shown in Column (I)
71	A.0000215.025 Total			6,785.28	-	-	-	6,785.28
72	A.0000220.006	SPS 2016 S&E Sub	2017-03	567.26	-	-	-	567.26
73	A.0000220.006	SPS 2016 S&E Sub	2016-07	85.26	84.81	-	84.81	0.45
74	A.0000220.006	SPS 2016 S&E Sub	2016-12	1.44	-	-	-	1.44
75	A.0000220.006	SPS 2016 S&E Sub	2017-01	(1,449.94)	-	-	-	(1,449.94)
76	A.0000220.006	SPS 2016 S&E Sub	2017-03	189.05	194.85	-	194.85	(5.80)
77	A.0000220.006	SPS 2016 S&E Sub	2017-11	12,060.38	-	-	-	12,060.38
78	A.0000220.006	SPS 2016 S&E Sub	2018-04	19,535.23	-	-	-	19,535.23
79	A.0000220.006	SPS 2016 S&E Sub	2017-10	122,043.40	132.78	-	132.78	121,910.62
80	A.0000220.006	SPS 2016 S&E Sub	2018-04	47,203.98	-	-	-	47,203.98
81	A.0000220.006	SPS 2016 S&E Sub	2017-12	76,091.38	3,122.37	-	3,122.37	72,969.01
82	A.0000220.006	SPS 2016 S&E Sub	2017-11	12,846.69	33.21	-	33.21	12,813.48
83	A.0000220.006	SPS 2016 S&E Sub	2017-11	120,777.13	1,198.16	-	1,198.16	119,578.97
84	A.0000220.006	SPS 2016 S&E Sub	2017-11	3,634.08	-	-	-	3,634.08
85	A.0000220.006	SPS 2016 S&E Sub	2018-08	3,525.59	-	-	-	3,525.59
86	A.0000220.006	SPS 2016 S&E Sub	2018-12	86,986.14	-	-	-	86,986.14
87	A.0000220.006	SPS 2016 S&E Sub	2017-11	7,011.90	666.14	-	666.14	6,345.76
88	A.0000220.006	SPS 2016 S&E Sub	2018-05	24,842.01	752.68	-	752.68	24,089.33
89	A.0000220.006	SPS 2016 S&E Sub	2018-05	15,259.40	715.10	-	715.10	14,544.30
90	A.0000220.006	SPS 2016 S&E Sub	2017-11	15,902.29	-	-	-	15,902.29
91	A.0000220.006	SPS 2016 S&E Sub	2018-12	203,413.90	1,319.95	-	1,319.95	202,093.95
92	A.0000220.006	SPS 2016 S&E Sub	2018-06	132,793.20	3,387.31	-	3,387.31	129,405.89
93	A.0000220.006	SPS 2016 S&E Sub	2018-12	5,654.71	-	-	-	5,654.71
94	A.0000220.006	SPS 2016 S&E Sub	2018-12	36,304.25	-	-	-	36,304.25
95	A.0000220.006	SPS 2016 S&E Sub	2018-09	14,389.05	-	-	-	14,389.05
96	A.0000220.006	SPS 2016 S&E Sub	2017-12	39,008.04	-	-	-	39,008.04
97	A.0000220.006	SPS 2016 S&E Sub	2018-05	621,217.36	94,022.78	-	94,022.78	527,194.58
98	A.0000220.006	SPS 2016 S&E Sub	2017-03	13,766.99	-	-	-	13,766.99
99	A.0000220.006	SPS 2016 S&E Sub	2018-05	21,006.17	-	-	-	21,006.17
100	A.0000220.006	SPS 2016 S&E Sub	2018-05	10,999.58	-	-	-	10,999.58
101	A.0000220.006	SPS 2016 S&E Sub	2018-05	180,881.51	25.31	-	25.31	180,856.20
102	A.0000220.006	SPS 2016 S&E Sub	2018-12	6,647.38	-	-	-	6,647.38
103	A.0000220.006	SPS 2016 S&E Sub	2019-02	20,458.35	-	-	-	20,458.35
104	A.0000220.006	SPS 2016 S&E Sub	2019-03	21,466.92	-	-	-	21,466.92
105	A.0000220.006	SPS 2016 S&E Sub	2019-03	96,163.10	8,996.44	-	8,996.44	87,166.66

Southwestern Public Service Company

Transmission Capital Additions for
July 1, 2017 through March 31, 2019

	(A)	(B)	(C)	(D)	(E)
Line No.	WBS Level 4 Number	WBS Level 4 Description	Asset Class	Witness	Project Category
106	A.0000220.006.001.069	SFE - Moore Co - Replace M952 Meter	Electric Transmission	Cooley	SR
107	A.0000220.006.001.070	SFE-GRLA - RPL Flip-Flop Surge Prot	Electric Transmission	Cooley	SR
108	A.0000220.006.001.067	Lynn Co Int- RPL Heat Pump	Electric Transmission	Cooley	SR
109					
110	A.0000220.007.001.002	HEREFORD NE REPLACE FAILED 69KV GC	Electric Transmission	Cooley	SR
111	A.0000220.007.001.004	Lynn Co Intg Replace GCB 7750	Electric Transmission	Cooley	SR
112	A.0000220.007.001.005	DALLAM RPL T1 FANS	Electric Transmission	Cooley	SR
113	A.0000220.007.001.006	Harrington Replace AC Unit	Electric Transmission	Cooley	SR
114	A.0000220.007.001.007	Osage Replace AC Unit	Electric Transmission	Cooley	SR
115	A.0000220.007.001.011	TOLK - RPL 345KV CCPDs	Electric Transmission	Cooley	SR
116	A.0000220.007.001.014	Plant X Replace HVAC	Electric Transmission	Cooley	SR
117	A.0000220.007.001.016	TUCO RPL 345 ARRESTORS T1	Electric Transmission	Cooley	SR
118	A.0000220.007.001.017	EAST PLANT - RPL 230KV ARRESTERS	Electric Transmission	Cooley	SR
119	A.0000220.007.001.018	KIRBY - RPL CCVT ON T53	Electric Transmission	Cooley	SR
120	A.0000220.007.001.020	SFE-SEAGRAVES INT- RPL 6H55 MECH	Electric Transmission	Cooley	SR
121	A.0000220.007.001.024	SFE-SPEARMAN CITY-RPL 115KV PT	Electric Transmission	Cooley	SR
122	A.0000220.007.001.026	SFE-Blanco- RPLC Surge Protection	Electric Transmission	Cooley	SR
123	A.0000220.007.001.013	Hereford South Replace HVAC	Electric Transmission	Cooley	SR
124	A.0000220.007.001.022	SFE-Castro Co Replace AC unit	Electric Transmission	Cooley	SR
125	A.0000220.007.001.023	SFE-Tolk RPL HVAC Unit	Electric Transmission	Cooley	SR
126	A.0000220.007.001.010	NW Intg Replace AC Unit	Electric Transmission	Cooley	SR
127	A.0000220.007.001.021	SFE-NICHOLS-RPL CCVT ON V38	Electric Transmission	Cooley	SR
128	A.0000220.007.001.015	RANDALL - RPL T1 GAUGES	Electric Transmission	Cooley	SR
129	A.0000220.007.001.008	Owens Corning Replace AC Unit	Electric Transmission	Cooley	SR
130	A.0000220.007.001.003	Wolfforth Sub Rplc Failed 115kV PT	Electric Transmission	Cooley	SR
131	A.0000220.007.001.029	NE Hereford Replace HVAC unit	Electric Transmission	Cooley	SR
132	A.0000220.007.001.019	SFE-CAST-RPLC 69KV CT DEAF SMITH	Electric Transmission	Cooley	SR
133	A.0000220.007.001.027	SFE-Diamondback- RPLC Surge Protect	Electric Transmission	Cooley	SR
134	A.0000220.007.001.028	SFE-Higg Switch Stat- RPLC Surge Pr	Electric Transmission	Cooley	SR
135					
136	A.0000220.012.001.004	NORTON \ REPLACE FAULTY GENERATOR	Electric Transmission	Cooley	SR
137					
138	A.0000220.017.001.001	EDDY CO INT: RPL REACTOR	Electric Transmission	Cooley	SR
139					
140	A.0000220.018.001.007	ATOKA INT: RPL LTC CONTROL	Electric Transmission	Cooley	SR

Southwestern Public Service Company

Transmission Capital Additions for
July 1, 2017 through March 31, 2019

	(F)	(G)	(H)	(I)	(J)	(K)	(L)	(M)
Line No.	WBS Level 2 Number	WBS Level 2 Description	In-Service Date (year-month)	Additions to Plant-In-Service (July 1, 2017 - March 31, 2019)	XES Charges (Included in Column I)	Other Affiliate Charges (Included in Column I)	Total Affiliate Charges (Included in Column I)	Total Native Charges (Columns I less L) Within the Total Additions to Plant-in-Service Shown in Column (I)
106	A.0000220.006	SPS 2016 S&E Sub	2019-03	1,691.38	-	-	-	1,691.38
107	A.0000220.006	SPS 2016 S&E Sub	2019-03	7,252.25	-	-	-	7,252.25
108	A.0000220.006	SPS 2016 S&E Sub	2019-03	7,020.04	-	-	-	7,020.04
109	A.0000220.006 Total			2,007,246.85	114,651.89	-	114,651.89	1,892,594.96
110	A.0000220.007	SPS 2017 S&E Sub	2017-11	86,977.52	19.95	-	19.95	86,957.57
111	A.0000220.007	SPS 2017 S&E Sub	2017-10	105,027.41	-	-	-	105,027.41
112	A.0000220.007	SPS 2017 S&E Sub	2018-07	18,784.62	-	-	-	18,784.62
113	A.0000220.007	SPS 2017 S&E Sub	2017-11	9,268.83	-	-	-	9,268.83
114	A.0000220.007	SPS 2017 S&E Sub	2017-11	10,608.63	-	-	-	10,608.63
115	A.0000220.007	SPS 2017 S&E Sub	2017-11	42,826.69	158.90	-	158.90	42,667.79
116	A.0000220.007	SPS 2017 S&E Sub	2017-11	11,000.84	-	-	-	11,000.84
117	A.0000220.007	SPS 2017 S&E Sub	2018-07	14,174.99	-	-	-	14,174.99
118	A.0000220.007	SPS 2017 S&E Sub	2017-11	5,502.63	-	-	-	5,502.63
119	A.0000220.007	SPS 2017 S&E Sub	2017-11	21,037.57	89.72	-	89.72	20,947.85
120	A.0000220.007	SPS 2017 S&E Sub	2018-07	18,396.60	-	-	-	18,396.60
121	A.0000220.007	SPS 2017 S&E Sub	2018-05	32,254.34	40.37	-	40.37	32,213.97
122	A.0000220.007	SPS 2017 S&E Sub	2018-09	4,499.68	-	-	-	4,499.68
123	A.0000220.007	SPS 2017 S&E Sub	2018-03	7,417.76	-	-	-	7,417.76
124	A.0000220.007	SPS 2017 S&E Sub	2018-12	4,781.16	-	-	-	4,781.16
125	A.0000220.007	SPS 2017 S&E Sub	2018-12	11,892.74	-	-	-	11,892.74
126	A.0000220.007	SPS 2017 S&E Sub	2017-11	9,029.81	-	-	-	9,029.81
127	A.0000220.007	SPS 2017 S&E Sub	2018-09	16,277.24	-	-	-	16,277.24
128	A.0000220.007	SPS 2017 S&E Sub	2018-12	21,899.32	10,090.62	-	10,090.62	11,808.70
129	A.0000220.007	SPS 2017 S&E Sub	2017-11	10,485.53	-	-	-	10,485.53
130	A.0000220.007	SPS 2017 S&E Sub	2018-01	18,100.91	-	-	-	18,100.91
131	A.0000220.007	SPS 2017 S&E Sub	2018-12	8,900.83	-	-	-	8,900.83
132	A.0000220.007	SPS 2017 S&E Sub	2019-03	11,845.68	-	-	-	11,845.68
133	A.0000220.007	SPS 2017 S&E Sub	2019-03	4,930.29	-	-	-	4,930.29
134	A.0000220.007	SPS 2017 S&E Sub	2019-03	4,579.00	-	-	-	4,579.00
135	A.0000220.007 Total			510,500.62	10,399.56	-	10,399.56	500,101.06
136	A.0000220.012	SPS 2014 NM S&E B Sub	2016-04	(30.82)	-	-	-	(30.82)
137	A.0000220.012 Total			(30.82)	-	-	-	(30.82)
138	A.0000220.017	SPS 2015 NM S&E Sub	2016-08	(31,196.21)	-	-	-	(31,196.21)
139	A.0000220.017 Total			(31,196.21)	-	-	-	(31,196.21)
140	A.0000220.018	SPS 2016 NM S&E Sub	2017-04	670.18	-	-	-	670.18

Southwestern Public Service Company

Transmission Capital Additions for
July 1, 2017 through March 31, 2019

	(A)	(B)	(C)	(D)	(E)
Line No.	WBS Level 4 Number	WBS Level 4 Description	Asset Class	Witness	Project Category
141	A.0000220.018.001.009	ATOKA INT RPL GOABS	Electric Transmission	Cooley	SR
142	A.0000220.018.001.013	Eddy Co Int RPL HVAC Caprock	Electric Transmission	Cooley	SR
143	A.0000220.018.001.015	EDDY COUNTY FENCE REPAIR	Electric Transmission	Cooley	SR
144	A.0000220.018.001.017	CUNNIGNHAM RPL HEAT PUMP CAPROCK	Electric Transmission	Cooley	SR
145	A.0000220.018.001.018	EDDY COUNTY INT RPL FLIP-FLOP	Electric Transmission	Cooley	SR
146	A.0000220.018.001.019	EDDY COUNTY RPL 345 ARRESTORS T1	Electric Transmission	Cooley	SR
147	A.0000220.018.001.021	SFE-CUNNINGHAM- RPL 230KV BKR LK35	Electric Transmission	Cooley	SR
148	A.0000220.018.001.023	SFE-POTASH JNCTN- RPL HEAT PUMP	Electric Transmission	Cooley	SR
149	A.0000220.018.001.025	Hobbs Gen- RPL Heat Pump	Electric Transmission	Cooley	SR
150	A.0000220.018.001.024	SFE-Eddy County HVDC- RPL Fence	Electric Transmission	Cooley	SR
151	A.0000220.018.001.016	Norton Replace Replace HVAC	Electric Transmission	Cooley	SR
152	A.0000220.018.001.020	WEST HOBBS RPL 120V BATTERIES	Electric Transmission	Cooley	SR
153	A.0000220.018.001.028	SFE - FEC - RPL BAT CHARGER	Electric Transmission	Cooley	SR
154	A.0000220.018.001.026	LOPEZ-RPL BATTERY CHARGER	Electric Transmission	Cooley	SR
155					
156	A.0000220.024.001.002	FINNEY RPL ATS	Electric Transmission	Cooley	SR
157	A.0000220.024.001.003	FINNEYRPLC GENERATOR	Electric Transmission	Cooley	SR
158	A.0000220.024.001.004	SFE-FINNEY - RPL CCVTS ON J04	Electric Transmission	Cooley	SR
159					
160	A.0000220.026.001.002	SFE-COLE-GCS 0850 RPL INTERR	Electric Transmission	Cooley	SR
161	A.0000220.026.001.001	TEXAS CO. SUB: RPL SUDDEN PRESSURE	Electric Transmission	Cooley	SR
162	A.0000220.026.001.004	SFE - Texas Co - Replace HAVAC unit	Electric Transmission	Cooley	SR
163					
164	A.0000220.031.001.001	SFE - TEXAS COUNTY - RPL 0812 METER	Electric Transmission	Cooley	SR
165					
166	A.0000222.001.001.001	SWISHER CO 230-115 XFMR REPLACEMENT	Electric Transmission	Cooley	RE
167					
168	A.0000223.001.001.001	CARLISLE 230/115KV XFMR UPGRADE	Electric Transmission	Cooley	RE
169					
170	A.0000224.001.001.001	PORTALES INTERCHANGE 115KV ZODIAC T	Electric Transmission	Cooley	RE
171					
172	A.0000224.005.001.001	ZODIAC - REMOVAL TAM	Electric Transmission	Cooley	RE
173					
174	A.0000224.006.001.001	KILGORE - NEW 115-4KV SUBSTATION TR	Electric Transmission	Cooley	RE
175					

Southwestern Public Service Company

Transmission Capital Additions for
July 1, 2017 through March 31, 2019

	(F)	(G)	(H)	(I)	(J)	(K)	(L)	(M)
Line No.	WBS Level 2 Number	WBS Level 2 Description	In-Service Date (year-month)	Additions to Plant-In-Service (July 1, 2017 - March 31, 2019)	XES Charges (Included in Column I)	Other Affiliate Charges (Included in Column I)	Total Affiliate Charges (Included in Column I)	Total Native Charges (Columns I less L) Within the Total Additions to Plant-in-Service Shown in Column (I)
141	A.0000220.018	SPS 2016 NM S&E Sub	2017-04	18.73	-	-	-	18.73
142	A.0000220.018	SPS 2016 NM S&E Sub	2018-08	5,862.09	-	-	-	5,862.09
143	A.0000220.018	SPS 2016 NM S&E Sub	2017-11	35,596.80	-	-	-	35,596.80
144	A.0000220.018	SPS 2016 NM S&E Sub	2018-05	6,655.10	-	-	-	6,655.10
145	A.0000220.018	SPS 2016 NM S&E Sub	2017-12	18,003.86	-	-	-	18,003.86
146	A.0000220.018	SPS 2016 NM S&E Sub	2018-12	17,440.08	-	-	-	17,440.08
147	A.0000220.018	SPS 2016 NM S&E Sub	2018-05	208,623.83	3,783.44	-	3,783.44	204,840.39
148	A.0000220.018	SPS 2016 NM S&E Sub	2018-05	7,293.68	-	-	-	7,293.68
149	A.0000220.018	SPS 2016 NM S&E Sub	2018-12	8,399.93	-	-	-	8,399.93
150	A.0000220.018	SPS 2016 NM S&E Sub	2018-12	28,638.87	-	-	-	28,638.87
151	A.0000220.018	SPS 2016 NM S&E Sub	2018-03	9,295.66	-	-	-	9,295.66
152	A.0000220.018	SPS 2016 NM S&E Sub	2018-05	18,102.11	526.65	-	526.65	17,575.46
153	A.0000220.018	SPS 2016 NM S&E Sub	2019-02	8,059.33	-	-	-	8,059.33
154	A.0000220.018	SPS 2016 NM S&E Sub	2019-02	4,370.55	-	-	-	4,370.55
155	A.0000220.018 Total			377,030.80	4,310.09	-	4,310.09	372,720.71
156	A.0000220.024	SPS 2015 KS SE Sub	2017-11	3,146.36	-	-	-	3,146.36
157	A.0000220.024	SPS 2015 KS SE Sub	2017-11	66,335.76	-	-	-	66,335.76
158	A.0000220.024	SPS 2015 KS SE Sub	2018-11	63,393.19	-	-	-	63,393.19
159	A.0000220.024 Total			132,875.31	-	-	-	132,875.31
160	A.0000220.026	SPS 2015 OK SE Sub	2018-07	36,786.07	-	-	-	36,786.07
161	A.0000220.026	SPS 2015 OK SE Sub	2018-04	6,303.27	-	-	-	6,303.27
162	A.0000220.026	SPS 2015 OK SE Sub	2019-03	2,217.15	-	-	-	2,217.15
163	A.0000220.026 Total			45,306.49	-	-	-	45,306.49
164	A.0000220.031	SPS OK S&E Sub	2019-01	4,376.15	-	-	-	4,376.15
165	A.0000220.031 Total			4,376.15	-	-	-	4,376.15
166	A.0000222.001	Swisher Co Intg 230kV Sub	2015-12	(1,782.36)	-	-	-	(1,782.36)
167	A.0000222.001 Total			(1,782.36)	-	-	-	(1,782.36)
168	A.0000223.001	Carlisle 230/115kV Xfmr Upgrade	2018-03	3,083,752.11	30,915.75	4.50	30,920.25	3,052,831.86
169	A.0000223.001 Total			3,083,752.11	30,915.75	4.50	30,920.25	3,052,831.86
170	A.0000224.001	Portales 115kV Line Terminal	2015-10	(10,101.77)	-	-	-	(10,101.77)
171	A.0000224.001 Total			(10,101.77)	-	-	-	(10,101.77)
172	A.0000224.005	Zodiac Substation sub	2016-07	4,813.56	-	-	-	4,813.56
173	A.0000224.005 Total			4,813.56	-	-	-	4,813.56
174	A.0000224.006	Kilgore Sub Highside Sub	2015-10	10.93	-	-	-	10.93
175	A.0000224.006 Total			10.93	-	-	-	10.93

Southwestern Public Service Company

Transmission Capital Additions for
July 1, 2017 through March 31, 2019

	(A)	(B)	(C)	(D)	(E)
Line No.	**WBS Level 4 Number**	**WBS Level 4 Description**	**Asset Class**	**Witness**	**Project Category**
176	A.0000224.007.001.001	W-66 PORTALES INTERCHANGE TO KILGOR	Electric Transmission	Cooley	RE
177					
178	A.0000244.002.001.002	HITCHLAND - 345KV ADD J12 J13 TERMI	Electric Transmission	Cooley	EC/TI
179					
180	A.0000258.005.001.001	TEXAS CO INTG / REPLACE APTS	Electric Transmission	Cooley	SR
181					
182	A.0000258.049.001.001	PLANT X - 115KV SPW REPLACEMENT	Electric Transmission	Cooley	SR
183					
184	A.0000286.005.001.001	CASTRO CO REPLACE 69KV CAP AND PIN	Electric Transmission	Cooley	SR
185	A.0000286.005.001.003	DENVER CITY SUB RPL DISCONNECTS	Electric Transmission	Cooley	SR
186	A.0000286.005.001.004	SUNDOWN INT RPL DISCONNECTS	Electric Transmission	Cooley	SR
187	A.0000286.005.001.005	SEAGRAVES RPL 69KV GOAB	Electric Transmission	Cooley	SR
188	A.0000286.005.001.006	Allen SubRplc 115kV Switches 7922 7	Electric Transmission	Cooley	SR
189	A.0000286.005.001.002	LUBBOCK SOUTH INT RPL 115KV SWITCHE	Electric Transmission	Cooley	SR
190					
191	A.0000287.001.001.005	HARRINGTON UPGRADE TRANSFER BREAKER	Electric Transmission	Cooley	SR
192					
193	A.0000287.036.001.001	CARLSBAD V18 LINE TERMINAL UPGR TO	Electric Transmission	Cooley	SR
194					
195	A.0000290.003.001.002	K23 EDCO-CNST RETERMINATE AT EDDY C	Electric Transmission	Cooley	RE
196					
197	A.0000290.005.001.002	CUNNINGHAM K23 LN TERM UPGR TO EDDY	Electric Transmission	Cooley	RE
198					
199	A.0000296.006.001.001	LA PLATA 115/13KV XFMR HIGH SIDE-TA	Electric Transmission	Cooley	RE
200					
201	A.0000296.013.001.002	NE HEREFORD TO LA PLATA ROW	Electric Transmission	Cooley	RE
202	A.0000296.013.001.003	NE HEREFORD TO LA PLATA ROW	Electric Transmission	Cooley	RE
203					
204	A.0000298.001.001.001	EDDY CO REPLACE SVC CONTROLS	Electric Transmission	Cooley	SR
205					
206	A.0000301.002.001.001	WOODROW - REMOVE CARRIER TO LYNN CO	Electric Transmission	Cooley	RE
207					
208	A.0000302.002.001.001	XIT - NEW 230-115KV SUB	Electric Transmission	Cooley	RE
209					
210	A.0000302.004.001.001	POTTER CO - NEW 230KV PTCO-CHAN LIN	Electric Transmission	Cooley	RE

Southwestern Public Service Company

Transmission Capital Additions for
July 1, 2017 through March 31, 2019

	(F)	(G)	(H)	(I)	(J)	(K)	(L)	(M)
Line No.	WBS Level 2 Number	WBS Level 2 Description	In-Service Date (year-month)	Additions to Plant-In-Service (July 1, 2017 - March 31, 2019)	XES Charges (Included in Column I)	Other Affiliate Charges (Included in Column I)	Total Affiliate Charges (Included in Column I)	Total Native Charges (Columns I less L) Within the Total Additions to Plant-in-Service Shown in Column (I)
176	A.0000224.007	Zodiac Substation NM Line	2015-10	(253.90)	-	-	-	(253.90)
177	A.0000224.007 Total			(253.90)	-	-	-	(253.90)
178	A.0000244.002	Hitchland to Woodward 345 kV S	2014-05	(268,839.96)	-	-	-	(268,839.96)
179	A.0000244.002 Total			(268,839.96)	-	-	-	(268,839.96)
180	A.0000258.005	Texas Co. Interchange-Rpl APT	2017-03	389.30	-	-	-	389.30
181	A.0000258.005 Total			389.30	-	-	-	389.30
182	A.0000258.049	Plant X Rpl SPW 111 PT	2017-06	8,757.01	1,534.16	-	1,534.16	7,222.85
183	A.0000258.049 Total			8,757.01	1,534.16	-	1,534.16	7,222.85
184	A.0000286.005	Horz Cap and Pin Replacement TX	2018-04	285,998.97	-	-	-	285,998.97
185	A.0000286.005	Horz Cap and Pin Replacement TX	2018-08	98,871.19	-	-	-	98,871.19
186	A.0000286.005	Horz Cap and Pin Replacement TX	2018-04	56,058.15	-	-	-	56,058.15
187	A.0000286.005	Horz Cap and Pin Replacement TX	2018-04	50,873.17	-	-	-	50,873.17
188	A.0000286.005	Horz Cap and Pin Replacement TX	2018-05	53,035.91	1,786.25	-	1,786.25	51,249.66
189	A.0000286.005	Horz Cap and Pin Replacement TX	2018-12	48,404.46	606.24	-	606.24	47,798.22
190	A.0000286.005 Total			593,241.85	2,392.49	-	2,392.49	590,849.36
191	A.0000287.001	SPS Unserviceable Bkr ReplmntS	2013-05	(1,520.57)	-	-	-	(1,520.57)
192	A.0000287.001 Total			(1,520.57)	-	-	-	(1,520.57)
193	A.0000287.036	Carlsbad C900 Breaker Rplmnt	2017-12	486,200.32	28,753.05	(1.46)	28,751.59	457,448.73
194	A.0000287.036 Total			486,200.32	28,753.05	(1.46)	28,751.59	457,448.73
195	A.0000290.003	K23 Retermination, Eddy Co Sub	2018-12	163,238.97	2,669.69	-	2,669.69	160,569.28
196	A.0000290.003 Total			163,238.97	2,669.69	-	2,669.69	160,569.28
197	A.0000290.005	Cunningham Intg, Upgrade Eddy 230kV	2018-10	735,193.42	21,235.62	-	21,235.62	713,957.80
198	A.0000290.005 Total			735,193.42	21,235.62	-	21,235.62	713,957.80
199	A.0000296.006	New Centre St 115kV Sub	2018-04	890,169.63	9,586.28	14.70	9,600.98	880,568.65
200	A.0000296.006 Total			890,169.63	9,586.28	14.70	9,600.98	880,568.65
201	A.0000296.013	NE Hereford- New Centre St 115	2016-11	(4,146.53)	2,584.44	(86.12)	2,498.32	(6,644.85)
202	A.0000296.013	NE Hereford- New Centre St 115	2017-04	5,843.47	3,432.23	17.49	3,449.72	2,393.75
203	A.0000296.013 Total			1,696.94	6,016.67	(68.63)	5,948.04	(4,251.10)
204	A.0000298.001	Eddy County SVC ControlsSub	2014-06	3,137.68	-	-	-	3,137.68
205	A.0000298.001 Total			3,137.68	-	-	-	3,137.68
206	A.0000301.002	Lynn Co. Dist. Load Conversion	2014-01	(231,421.16)	-	-	-	(231,421.16)
207	A.0000301.002 Total			(231,421.16)	-	-	-	(231,421.16)
208	A.0000302.002	Dallam Co. 230/115 kV sub	2015-12	(175,670.62)	-	-	-	(175,670.62)
209	A.0000302.002 Total			(175,670.62)	-	-	-	(175,670.62)
210	A.0000302.004	Potter-Sub	2015-11	(32,590.58)	116.07	-	116.07	(32,706.65)

Southwestern Public Service Company

Transmission Capital Additions for
July 1, 2017 through March 31, 2019

	(A)	(B)	(C)	(D)	(E)
Line No.	**WBS Level 4 Number**	**WBS Level 4 Description**	**Asset Class**	**Witness**	**Project Category**
211					
212	A.0000302.006.001.002	K97 Channing ROW - Willie Price	Electric Transmission	Cooley	RE
213					
214	A.0000302.008.001.001	K98 CHANNING-XIT 230KV RE-TERMINATI	Electric Transmission	Cooley	RE
215					
216	A.0000303.006.001.005	K-91,UPW,REHAB,UNSCHLD,REPL EOL ARM	Electric Transmission	Cooley	SR
217	A.0000303.006.001.006	K-01,UPW,REHAB,UNSCHLD, REPL EOL AR	Electric Transmission	Cooley	SR
218	A.0000303.006.001.007	K-90,UPW,REHAB,UNSCHLD,REPL EOL ARM	Electric Transmission	Cooley	SR
219					
220	A.0000303.007.001.009	K30 SE REHAB UNSCHLD REPL ARM STR 3	Electric Transmission	Cooley	SR
221	A.0000303.007.001.017	K76SEREHABUNSCHLD REPL SPANS OF STA	Electric Transmission	Cooley	SR
222	A.0000303.007.001.019	K06 SE REHAB UNSCHLD REPL STAT 1681	Electric Transmission	Cooley	SR
223	A.0000303.007.001.020	K431 SE REHAB UNSCHLD REP STAT 192	Electric Transmission	Cooley	SR
224	A.0000303.007.001.021	K63 SE REHAB UNSCHLD REPL 345	Electric Transmission	Cooley	SR
225	A.0000303.007.001.022	K53 SE REHAB UNSCHLD REPL FIR DAM P	Electric Transmission	Cooley	SR
226	A.0000303.007.001.023	K73 SE REHAB UNSCHLD REPL 3 STRS	Electric Transmission	Cooley	SR
227	A.0000303.007.001.024	K431 SE REHAB UNSCHLD REPL POL 33	Electric Transmission	Cooley	SR
228	A.0000303.007.001.025	K06 SE REHAB UNSCHLD REPL FIR DAM P	Electric Transmission	Cooley	SR
229	A.0000303.007.001.026	SPS SE MODEL WORK ORDER 2017 TRANS	Electric Transmission	Cooley	SR
230	A.0000303.007.001.027	K42 SE REHAB SCHLD POLE EOL ARMS P	Electric Transmission	Cooley	SR
231	A.0000303.007.001.030	SPS SE MODEL WO 2017 TRANS LINE 3	Electric Transmission	Cooley	SR
232	A.0000303.007.001.033	SPS SE MODEL WO 2017 TRANS LINE 6	Electric Transmission	Cooley	SR
233	A.0000303.007.001.036	SE K73 Grapevine Intg Wheeler	Electric Transmission	Cooley	SR
234	A.0000303.007.001.038	K31 SE REHAB SCHLD PRIORITY POLE RE	Electric Transmission	Cooley	SR
235	A.0000303.007.001.040	K85 SE REHAB SCHLD PRIORITY POLE RE	Electric Transmission	Cooley	SR
236	A.0000303.007.001.042	K74 SE REHAB UNSCHLD REPL 4 DAM STR	Electric Transmission	Cooley	SR
237	A.0000303.007.001.044	K10 SE REHAB SCHLD PRIORITY POLE RE	Electric Transmission	Cooley	SR
238	A.0000303.007.001.045	K27 SE REHAB SCHLD REPL 2K FT STATI	Electric Transmission	Cooley	SR
239	A.0000303.007.001.046	K07 1 SE REHAB SCHLD REPL ARM STR 1	Electric Transmission	Cooley	SR
240	A.0000303.007.001.047	K53 SE REHAB UNSCHLD REPL FIRE DAM	Electric Transmission	Cooley	SR
241	A.0000303.007.001.048	K21 SE REHAB UNSCHLD REPL TORN DAM	Electric Transmission	Cooley	SR
242	A.0000303.007.001.049	K03 SE REHAB SCHLD REPL ARM STR 6	Electric Transmission	Cooley	SR
243	A.0000303.007.001.050	K59 SE REHAB UNSCHLD REPL POL AT 68	Electric Transmission	Cooley	SR
244	A.0000303.007.001.051	K73 SE UNSCHLD REPL FIR DAM STRS	Electric Transmission	Cooley	SR
245	A.0000303.007.001.052	K53 SE UNSCHLD REPL STR 353 AND 354	Electric Transmission	Cooley	SR

Southwestern Public Service Company

Transmission Capital Additions for
July 1, 2017 through March 31, 2019

	(F)	(G)	(H)	(I)	(J)	(K)	(L)	(M)
Line No.	WBS Level 2 Number	WBS Level 2 Description	In-Service Date (year-month)	Additions to Plant-In-Service (July 1, 2017 - March 31, 2019)	XES Charges (Included in Column I)	Other Affiliate Charges (Included in Column I)	Total Affiliate Charges (Included in Column I)	Total Native Charges (Columns I less L) Within the Total Additions to Plant-in-Service Shown in Column (I)
211	A.0000302.004 Total			(32,590.58)	116.07	-	116.07	(32,706.65)
212	A.0000302.006	ROW 230 kV, ROW	2018-01	66,461.47	-	-	-	66,461.47
213	A.0000302.006 Total			66,461.47	-	-	-	66,461.47
214	A.0000302.008	Transmisison 230 kV Line	2015-12	(3,581.70)	-	-	-	(3,581.70)
215	A.0000302.008 Total			(3,581.70)	-	-	-	(3,581.70)
216	A.0000303.006	SPS 2015 S&E B 230kV Line	2016-08	3,879.63	-	30.87	30.87	3,848.76
217	A.0000303.006	SPS 2015 S&E B 230kV Line	2015-12	1,657.77	-	-	-	1,657.77
218	A.0000303.006	SPS 2015 S&E B 230kV Line	2016-08	(1,603.58)	-	-	-	(1,603.58)
219	A.0000303.006 Total			3,933.82	-	30.87	30.87	3,902.95
220	A.0000303.007	SPS 2016 S&E B 230kV Line	2016-07	8.44	8.99	-	8.99	(0.55)
221	A.0000303.007	SPS 2016 S&E B 230kV Line	2017-10	94,108.91	-	-	-	94,108.91
222	A.0000303.007	SPS 2016 S&E B 230kV Line	2017-02	13,784.29	-	-	-	13,784.29
223	A.0000303.007	SPS 2016 S&E B 230kV Line	2017-02	1,060.66	-	-	-	1,060.66
224	A.0000303.007	SPS 2016 S&E B 230kV Line	2017-04	479.85	-	-	-	479.85
225	A.0000303.007	SPS 2016 S&E B 230kV Line	2017-04	(45,824.00)	-	-	-	(45,824.00)
226	A.0000303.007	SPS 2016 S&E B 230kV Line	2017-03	(430,919.71)	31,034.52	(2,151.15)	28,883.37	(459,803.08)
227	A.0000303.007	SPS 2016 S&E B 230kV Line	2017-04	(2,861.56)	-	-	-	(2,861.56)
228	A.0000303.007	SPS 2016 S&E B 230kV Line	2017-04	(33,177.20)	-	-	-	(33,177.20)
229	A.0000303.007	SPS 2016 S&E B 230kV Line	2018-09	(22.76)	315.17	(1.37)	313.80	(336.56)
230	A.0000303.007	SPS 2016 S&E B 230kV Line	2017-06	43,431.17	-	(225.00)	(225.00)	43,656.17
231	A.0000303.007	SPS 2016 S&E B 230kV Line	2018-10	0.01	-	-	-	0.01
232	A.0000303.007	SPS 2016 S&E B 230kV Line	2018-10	(0.02)	-	-	-	(0.02)
233	A.0000303.007	SPS 2016 S&E B 230kV Line	2018-05	544,342.09	2,115.03	-	2,115.03	542,227.06
234	A.0000303.007	SPS 2016 S&E B 230kV Line	2017-12	24,332.37	-	-	-	24,332.37
235	A.0000303.007	SPS 2016 S&E B 230kV Line	2017-10	33,776.92	-	-	-	33,776.92
236	A.0000303.007	SPS 2016 S&E B 230kV Line	2017-10	186,252.59	10,272.73	-	10,272.73	175,979.86
237	A.0000303.007	SPS 2016 S&E B 230kV Line	2018-05	95,212.47	-	-	-	95,212.47
238	A.0000303.007	SPS 2016 S&E B 230kV Line	2017-11	28,750.79	-	-	-	28,750.79
239	A.0000303.007	SPS 2016 S&E B 230kV Line	2018-05	26,956.39	-	-	-	26,956.39
240	A.0000303.007	SPS 2016 S&E B 230kV Line	2019-01	54.60	-	-	-	54.60
241	A.0000303.007	SPS 2016 S&E B 230kV Line	2018-12	2,805,548.88	18,762.36	125.11	18,887.47	2,786,661.41
242	A.0000303.007	SPS 2016 S&E B 230kV Line	2018-05	17,205.70	-	-	-	17,205.70
243	A.0000303.007	SPS 2016 S&E B 230kV Line	2018-05	28,784.31	-	-	-	28,784.31
244	A.0000303.007	SPS 2016 S&E B 230kV Line	2018-05	207,661.58	2,098.62	92.34	2,190.96	205,470.62
245	A.0000303.007	SPS 2016 S&E B 230kV Line	2018-05	13,648.65	0.00	-	0.00	13,648.65

Southwestern Public Service Company

Transmission Capital Additions for
July 1, 2017 through March 31, 2019

	(A)	(B)	(C)	(D)	(E)
Line No.	**WBS Level 4 Number**	**WBS Level 4 Description**	**Asset Class**	**Witness**	**Project Category**
246	A.0000303.007.001.056	R04 SE UNSCHLD REPL FIR DAM POLE ST	Electric Transmission	Cooley	SR
247	A.0000303.007.001.058	K97 SE UNSCHLD REPL COND AT STR 193	Electric Transmission	Cooley	SR
248	A.0000303.007.001.031	SPS SE MODEL WO 2017 TRANS LINE 4	Electric Transmission	Cooley	SR
249	A.0000303.007.001.043	K27 SE REHAB SCHLD PRIORITY POLE RE	Electric Transmission	Cooley	SR
250	A.0000303.007.001.018	K19SEREHABUNSCHLDREPL STATIC WIRE	Electric Transmission	Cooley	SR
251	A.0000303.007.001.059	K18 SE UNSCHLD REPL FIR DAM POLE ST	Electric Transmission	Cooley	SR
252	A.0000303.007.001.057	K31 SE UNSCHLD REPL ARM STR 284	Electric Transmission	Cooley	SR
253	A.0000303.007.001.053	K561 SE UNSCHLD REPL POL AT STR 61	Electric Transmission	Cooley	SR
254	A.0000303.007.001.039	K59 SE REHAB SCHLD PRIORITY POLE RE	Electric Transmission	Cooley	SR
255	A.0000303.007.001.029	SPS SE MODEL WO 2017 TRANS LINE 2	Electric Transmission	Cooley	SR
256					
257	A.0000303.033.001.001	K-23,UPW,REHAB,UNSCHLD,REPL EOL ARM	Electric Transmission	Cooley	SR
258					
259	A.0000303.040.001.001	Z 81 BILLING SE REHAB UNSCHLD REPL	Electric Transmission	Cooley	SR
260	A.0000303.040.001.003	A.0000303.040.001	Electric Transmission	Cooley	SR
261	A.0000303.040.001.007	Z091 SE UNSCHLD REPL JUGS AT STR 13	Electric Transmission	Cooley	SR
262	A.0000303.040.001.009	Z053 SE UNSCHLD REPL STR 175	Electric Transmission	Cooley	SR
263	A.0000303.040.001.008	Z483 SE UNSCHLD REPL ARM AT STR 6	Electric Transmission	Cooley	SR
264					
265	A.0000303.041.001.005	W-21,ELR,REHAB,SCHLD REPL EOL ARMS	Electric Transmission	Cooley	SR
266	A.0000303.041.001.008	T98 HOBBS - HIGG EMERG REPL STR 73	Electric Transmission	Cooley	SR
267	A.0000303.041.001.009	W36 NM SE REHAB SCHLD REPL ARMS POL	Electric Transmission	Cooley	SR
268					
269	A.0000303.042.001.003	K92 SE REHAB SCHLD REPL ARM STR 5	Electric Transmission	Cooley	SR
270					
271	A.0000303.044.001.002	Z-70,S&E,REHAB,UNSCHLD,REPAIR SW 57	Electric Transmission	Cooley	SR
272	A.0000303.044.001.007	Z-85.4,S&E,REHAB,SCHLD,REPL EOL ARM	Electric Transmission	Cooley	SR
273	A.0000303.044.001.027	Z263 SE REHAB UNSCHLD REPL STR 48	Electric Transmission	Cooley	SR
274	A.0000303.044.001.029	Z85 SE REHAB SCHLD REPL EOL ARMS	Electric Transmission	Cooley	SR
275	A.0000303.044.001.033	Z202 SE REHAB SCHLD REPL ARM STR 3	Electric Transmission	Cooley	SR
276	A.0000303.044.001.034	Z66 SE REHAB UNSCHLD REPL 126	Electric Transmission	Cooley	SR
277	A.0000303.044.001.035	Y58 SE REHAB UNSCHLD REPL 1 SPAN 45	Electric Transmission	Cooley	SR
278	A.0000303.044.001.036	Y961 SE REHAB SCHLDREPL OHG POLE 14	Electric Transmission	Cooley	SR
279	A.0000303.044.001.037	Z702 SE REHAB UNSCHLD REPL INS 73	Electric Transmission	Cooley	SR
280	A.0000303.044.001.038	Y95 SE REHAB SCHLD REPL ARMS POLES	Electric Transmission	Cooley	SR

Southwestern Public Service Company

Transmission Capital Additions for
July 1, 2017 through March 31, 2019

	(F)	(G)	(H)	(I)	(J)	(K)	(L)	(M)
Line No.	WBS Level 2 Number	WBS Level 2 Description	In-Service Date (year-month)	Additions to Plant-In-Service (July 1, 2017 - March 31, 2019)	XES Charges (Included in Column I)	Other Affiliate Charges (Included in Column I)	Total Affiliate Charges (Included in Column I)	Total Native Charges (Columns I less L) Within the Total Additions to Plant-in-Service Shown in Column (I)
246	A.0000303.007	SPS 2016 S&E B 230kV Line	2018-06	22,105.69	-	-	-	22,105.69
247	A.0000303.007	SPS 2016 S&E B 230kV Line	2018-08	9,201.15	-	-	-	9,201.15
248	A.0000303.007	SPS 2016 S&E B 230kV Line	2017-08	(152,584.45)	(3,755.90)	-	(3,755.90)	(148,828.55)
249	A.0000303.007	SPS 2016 S&E B 230kV Line	2018-06	2,947.29	-	-	-	2,947.29
250	A.0000303.007	SPS 2016 S&E B 230kV Line	2017-11	2,980.12	-	-	-	2,980.12
251	A.0000303.007	SPS 2016 S&E B 230kV Line	2018-08	32,383.73	-	-	-	32,383.73
252	A.0000303.007	SPS 2016 S&E B 230kV Line	2018-07	19,031.65	-	-	-	19,031.65
253	A.0000303.007	SPS 2016 S&E B 230kV Line	2018-06	22,590.21	-	-	-	22,590.21
254	A.0000303.007	SPS 2016 S&E B 230kV Line	2018-08	86,497.61	-	-	-	86,497.61
255	A.0000303.007	SPS 2016 S&E B 230kV Line	2019-02	(0.01)	-	-	-	(0.01)
256	A.0000303.007 Total			3,697,748.41	60,851.52	(2,160.07)	58,691.45	3,639,056.96
257	A.0000303.033	SPS 2015 S&E NM B 230kVLine	2016-06	(9,093.00)	-	(7.41)	(7.41)	(9,085.59)
258	A.0000303.033 Total			(9,093.00)	-	(7.41)	(7.41)	(9,085.59)
259	A.0000303.040	SPS S&E 69kV Line NM 2016	2016-07	881.45	940.30	-	940.30	(58.85)
260	A.0000303.040	SPS S&E 69kV Line NM 2016	2017-02	(2,578.11)	-	-	-	(2,578.11)
261	A.0000303.040	SPS S&E 69kV Line NM 2016	2018-08	3,666.31	-	-	-	3,666.31
262	A.0000303.040	SPS S&E 69kV Line NM 2016	2018-11	69,895.67	-	-	-	69,895.67
263	A.0000303.040	SPS S&E 69kV Line NM 2016	2018-08	6,783.40	-	-	-	6,783.40
264	A.0000303.040 Total			78,648.72	940.30	-	940.30	77,708.42
265	A.0000303.041	SPS S&E 115kV Line NM 2016	2016-04	41,325.03	-	-	-	41,325.03
266	A.0000303.041	SPS S&E 115kV Line NM 2016	2018-07	10,475.17	-	-	-	10,475.17
267	A.0000303.041	SPS S&E 115kV Line NM 2016	2018-05	68,301.44	-	-	-	68,301.44
268	A.0000303.041 Total			120,101.64	-	-	-	120,101.64
269	A.0000303.042	SPS S&E 230kV Line NM 2016	2017-12	12,133.41	-	-	-	12,133.41
270	A.0000303.042 Total			12,133.41	-	-	-	12,133.41
271	A.0000303.044	SPS S&E 69kV Line TX 2016	2016-11	153.85	-	-	-	153.85
272	A.0000303.044	SPS S&E 69kV Line TX 2016	2017-11	(847.67)	-	-	-	(847.67)
273	A.0000303.044	SPS S&E 69kV Line TX 2016	2016-11	1,831.04	-	-	-	1,831.04
274	A.0000303.044	SPS S&E 69kV Line TX 2016	2016-11	43,189.00	4,504.54	-	4,504.54	38,684.46
275	A.0000303.044	SPS S&E 69kV Line TX 2016	2017-01	(2,327.49)	-	-	-	(2,327.49)
276	A.0000303.044	SPS S&E 69kV Line TX 2016	2017-01	(2,832.85)	-	-	-	(2,832.85)
277	A.0000303.044	SPS S&E 69kV Line TX 2016	2017-02	1,026.89	-	-	-	1,026.89
278	A.0000303.044	SPS S&E 69kV Line TX 2016	2017-11	6,389.32	2,839.51	-	2,839.51	3,549.81
279	A.0000303.044	SPS S&E 69kV Line TX 2016	2017-02	(2,546.97)	-	-	-	(2,546.97)
280	A.0000303.044	SPS S&E 69kV Line TX 2016	2017-10	364,990.38	-	-	-	364,990.38

Southwestern Public Service Company

Transmission Capital Additions for
July 1, 2017 through March 31, 2019

	(A)	(B)	(C)	(D)	(E)
Line No.	WBS Level 4 Number	WBS Level 4 Description	Asset Class	Witness	Project Category
281	A.0000303.044.001.039	Z46SEREHABUNSCHLDREPL DAMG AMS AND	Electric Transmission	Cooley	SR
282	A.0000303.044.001.041	Z500 SE REHAB UNSCHLD REPL 15	Electric Transmission	Cooley	SR
283	A.0000303.044.001.043	Y962 SE REHAB SCHLD REPL STR 39	Electric Transmission	Cooley	SR
284	A.0000303.044.001.045	Y91SEREHABUNSCHLDREPL ARMS AND POLE	Electric Transmission	Cooley	SR
285	A.0000303.044.001.046	Z621 SE REHAB SCHLD REPL ARMSPOL	Electric Transmission	Cooley	SR
286	A.0000303.044.001.047	Y602 SE REHAB UNSCHLD REPL STR 6	Electric Transmission	Cooley	SR
287	A.0000303.044.001.049	SE Z33 Soncy - NW Intg	Electric Transmission	Cooley	SR
288	A.0000303.044.001.050	SE Z63 Norton Pleasant Hill REPL S	Electric Transmission	Cooley	SR
289	A.0000303.044.001.051	Z60 LEA Line Clearance Fix	Electric Transmission	Cooley	SR
290	A.0000303.044.001.052	SE Z71 Hrfrd Int SHrfrd NE Car Accd	Electric Transmission	Cooley	SR
291	A.0000303.044.001.053	Z53 SE REHAB UNSCHLD REPL STR 242	Electric Transmission	Cooley	SR
292	A.0000303.044.001.054	Y96 SE REHAB SCHLD PRIORITY POLE RE	Electric Transmission	Cooley	SR
293	A.0000303.044.001.055	Y78 LAMB - LITTLEFIELD EMERG REPL S	Electric Transmission	Cooley	SR
294	A.0000303.044.001.056	Z26 REPL RELC OH TRANSMISSION LINE	Electric Transmission	Cooley	SR
295	A.0000303.044.001.058	Z18 REPL RELC OH TRANSMISSION LINE	Electric Transmission	Cooley	SR
296	A.0000303.044.001.059	Z20 REPL RELC OH TRANSMISSION LINE	Electric Transmission	Cooley	SR
297	A.0000303.044.001.060	Z82 KISER-KRESS EMERG REPL STR 78	Electric Transmission	Cooley	SR
298	A.0000303.044.001.061	Y96 LOCKNEY-BRISCOE EMERG REPL STR	Electric Transmission	Cooley	SR
299	A.0000303.044.001.062	Z25 REPL RELC OH TRANSMISSION LINE	Electric Transmission	Cooley	SR
300	A.0000303.044.001.063	Y59 SE REHAB REPL 4 STRS	Electric Transmission	Cooley	SR
301	A.0000303.044.001.065	Z262 SE REHAB UNSCHLD REPL STR 4	Electric Transmission	Cooley	SR
302	A.0000303.044.001.066	Z71 2 SE REHAB SCHLD REPL PRTY POLE	Electric Transmission	Cooley	SR
303	A.0000303.044.001.068	Y891 SE REHAB UNSCHLD REPL JUGS AT	Electric Transmission	Cooley	SR
304	A.0000303.044.001.069	Z333 SE REHAB UNSCHLD REPL FIR DAM	Electric Transmission	Cooley	SR
305	A.0000303.044.001.070	Y56 SE REHAB UNSCHLD REPL FIR DAM P	Electric Transmission	Cooley	SR
306	A.0000303.044.001.071	Y601 SE UNSCHLD REPL FIRE DAM POLES	Electric Transmission	Cooley	SR
307	A.0000303.044.001.072	Z60 SE UNSCHLD REPL FIR DAM STR 530	Electric Transmission	Cooley	SR
308	A.0000303.044.001.073	Y78 SE UNSCHLD REPL POL STR 44	Electric Transmission	Cooley	SR
309	A.0000303.044.001.074	Z712 SE UNSCHLD REPL ARM AT STR 19	Electric Transmission	Cooley	SR
310	A.0000303.044.001.075	Z60 SE UNSCHLD REPL STR 177	Electric Transmission	Cooley	SR
311	A.0000303.044.001.076	Z60 SE UNSCHLD REPL STR 102	Electric Transmission	Cooley	SR
312	A.0000303.044.001.077	Z41 SE UNSCHLD REPL TOR DAM STRS	Electric Transmission	Cooley	SR
313	A.0000303.044.001.078	Z711 SE UNSCHLD REPL STR 18	Electric Transmission	Cooley	SR
314	A.0000303.044.001.079	Y723 SE UNSCHLD REPL STR 79	Electric Transmission	Cooley	SR
315	A.0000303.044.001.080	Y59 SE UNSCHLD REPL DAM STRS	Electric Transmission	Cooley	SR

Southwestern Public Service Company

Transmission Capital Additions for
July 1, 2017 through March 31, 2019

	(F)	(G)	(H)	(I)	(J)	(K)	(L)	(M)
Line No.	WBS Level 2 Number	WBS Level 2 Description	In-Service Date (year-month)	Additions to Plant-In-Service (July 1, 2017 - March 31, 2019)	XES Charges (Included in Column I)	Other Affiliate Charges (Included in Column I)	Total Affiliate Charges (Included in Column I)	Total Native Charges (Columns I less L) Within the Total Additions to Plant-in-Service Shown in Column (I)
281	A.0000303.044	SPS S&E 69kV Line TX 2016	2017-05	230,666.84	-	62.14	62.14	230,604.70
282	A.0000303.044	SPS S&E 69kV Line TX 2016	2017-04	(2,063.14)	-	-	-	(2,063.14)
283	A.0000303.044	SPS S&E 69kV Line TX 2016	2017-11	18,593.57	-	-	-	18,593.57
284	A.0000303.044	SPS S&E 69kV Line TX 2016	2017-08	566,103.09	-	-	-	566,103.09
285	A.0000303.044	SPS S&E 69kV Line TX 2016	2017-11	382,392.35	-	-	-	382,392.35
286	A.0000303.044	SPS S&E 69kV Line TX 2016	2017-04	(7,806.93)	-	-	-	(7,806.93)
287	A.0000303.044	SPS S&E 69kV Line TX 2016	2017-10	17,580.53	-	-	-	17,580.53
288	A.0000303.044	SPS S&E 69kV Line TX 2016	2017-12	7,961.20	-	-	-	7,961.20
289	A.0000303.044	SPS S&E 69kV Line TX 2016	2018-05	99,526.44	1,827.78	-	1,827.78	97,698.66
290	A.0000303.044	SPS S&E 69kV Line TX 2016	2017-10	22,370.87	-	-	-	22,370.87
291	A.0000303.044	SPS S&E 69kV Line TX 2016	2017-10	7,520.27	-	-	-	7,520.27
292	A.0000303.044	SPS S&E 69kV Line TX 2016	2017-10	517,961.55	-	-	-	517,961.55
293	A.0000303.044	SPS S&E 69kV Line TX 2016	2017-12	1,959.95	-	-	-	1,959.95
294	A.0000303.044	SPS S&E 69kV Line TX 2016	2017-11	10,572.92	-	-	-	10,572.92
295	A.0000303.044	SPS S&E 69kV Line TX 2016	2017-11	4,407.58	-	-	-	4,407.58
296	A.0000303.044	SPS S&E 69kV Line TX 2016	2017-10	7,464.63	-	-	-	7,464.63
297	A.0000303.044	SPS S&E 69kV Line TX 2016	2018-07	9,227.47	-	-	-	9,227.47
298	A.0000303.044	SPS S&E 69kV Line TX 2016	2018-07	5,182.34	-	-	-	5,182.34
299	A.0000303.044	SPS S&E 69kV Line TX 2016	2017-10	29,660.99	-	-	-	29,660.99
300	A.0000303.044	SPS S&E 69kV Line TX 2016	2017-10	63,865.39	-	-	-	63,865.39
301	A.0000303.044	SPS S&E 69kV Line TX 2016	2017-10	12,413.08	-	-	-	12,413.08
302	A.0000303.044	SPS S&E 69kV Line TX 2016	2017-12	100,645.45	-	-	-	100,645.45
303	A.0000303.044	SPS S&E 69kV Line TX 2016	2018-07	5,343.91	-	-	-	5,343.91
304	A.0000303.044	SPS S&E 69kV Line TX 2016	2018-05	61,398.00	-	-	-	61,398.00
305	A.0000303.044	SPS S&E 69kV Line TX 2016	2018-05	50,320.45	-	-	-	50,320.45
306	A.0000303.044	SPS S&E 69kV Line TX 2016	2018-05	99,716.49	-	-	-	99,716.49
307	A.0000303.044	SPS S&E 69kV Line TX 2016	2018-05	19,533.00	-	-	-	19,533.00
308	A.0000303.044	SPS S&E 69kV Line TX 2016	2018-08	10,630.25	-	-	-	10,630.25
309	A.0000303.044	SPS S&E 69kV Line TX 2016	2018-07	4,471.36	-	-	-	4,471.36
310	A.0000303.044	SPS S&E 69kV Line TX 2016	2018-07	9,391.10	-	-	-	9,391.10
311	A.0000303.044	SPS S&E 69kV Line TX 2016	2018-06	15,012.03	-	-	-	15,012.03
312	A.0000303.044	SPS S&E 69kV Line TX 2016	2018-07	109,692.67	1,812.17	-	1,812.17	107,880.50
313	A.0000303.044	SPS S&E 69kV Line TX 2016	2018-07	33,870.31	-	-	-	33,870.31
314	A.0000303.044	SPS S&E 69kV Line TX 2016	2018-08	11,154.53	-	-	-	11,154.53
315	A.0000303.044	SPS S&E 69kV Line TX 2016	2018-07	182,814.51	261.74	-	261.74	182,552.77

Southwestern Public Service Company

Transmission Capital Additions for
July 1, 2017 through March 31, 2019

	(A)	(B)	(C)	(D)	(E)
Line No.	WBS Level 4 Number	WBS Level 4 Description	Asset Class	Witness	Project Category
316	A.0000303.044.001.081	Z691 SE UNSCHLD REPL TOR DAM STRS	Electric Transmission	Cooley	SR
317	A.0000303.044.001.082	Z642 SE UNSCHLD REPL STR 29	Electric Transmission	Cooley	SR
318	A.0000303.044.001.083	Z60 SE UNSCHLD REPL DAM STRS	Electric Transmission	Cooley	SR
319	A.0000303.044.001.085	Z184 SE UNSCHLD REPL JUG AT STR 81	Electric Transmission	Cooley	SR
320	A.0000303.044.001.086	Y59 SE UNSCHLD REPL STR 313	Electric Transmission	Cooley	SR
321	A.0000303.044.001.087	Y794 SE UNSCHLD REPL POLE AT STR 22	Electric Transmission	Cooley	SR
322	A.0000303.044.001.088	Z60 SE UNSCHLD REPL STR 94	Electric Transmission	Cooley	SR
323	A.0000303.044.001.048	Y661 SE REHAB SCHLDREPL SPAN 22	Electric Transmission	Cooley	SR
324	A.0000303.044.001.089	Z202 SE UNSCHLD REPL STR 5	Electric Transmission	Cooley	SR
325	A.0000303.044.001.042	Z262 SE REHAB UNSCHLD REPL 6	Electric Transmission	Cooley	SR
326	A.0000303.044.001.044	Y622 SE REHAB UNSCHLD REPL POL 33	Electric Transmission	Cooley	SR
327	A.0000303.044.001.040	Z251 SE REHAB UNSCHLD REPL 187188	Electric Transmission	Cooley	SR
328	A.0000303.044.001.067	Z69 SE REHAB SCHLD REPL ARMS POLES	Electric Transmission	Cooley	SR
329					
330	A.0000303.045.001.009	V72 SE REHAB UNSCHLD REPL 4 ARMS	Electric Transmission	Cooley	SR
331	A.0000303.045.001.016	T301 SE REHAB UNSCHLD REPL COND	Electric Transmission	Cooley	SR
332	A.0000303.045.001.021	V291 SE REHAB UNSCH REPL 2 POLES	Electric Transmission	Cooley	SR
333	A.0000303.045.001.022	V021 SE REHAB UNSCHLD REPL STAT 144	Electric Transmission	Cooley	SR
334	A.0000303.045.001.023	W29SEREHABUNSCHLDREPLACE STRS 253	Electric Transmission	Cooley	SR
335	A.0000303.045.001.026	V16 SE REHAB UNSCHLD REPL STR 267	Electric Transmission	Cooley	SR
336	A.0000303.045.001.027	W29 SE REHAB SCHLD REPL 2 ARMS POL	Electric Transmission	Cooley	SR
337	A.0000303.045.001.029	V33 SE REHAB SCHLD REPL ARM 3	Electric Transmission	Cooley	SR
338	A.0000303.045.001.030	V16 SE REHABSCHLD REPL ARM 199	Electric Transmission	Cooley	SR
339	A.0000303.045.001.032	V35 SE REHAB SCHLD REPL POLE STR 46	Electric Transmission	Cooley	SR
340	A.0000303.045.001.034	T271 SE REHAB UNSCHLD REPL 2 POLES	Electric Transmission	Cooley	SR
341	A.0000303.045.001.035	V291 SE REHAB UNSCHLD REPL FIR DAM	Electric Transmission	Cooley	SR
342	A.0000303.045.001.036	SE W08 Hitchland Intg Moore Co Int	Electric Transmission	Cooley	SR
343	A.0000303.045.001.037	SE V15 Tuco Indiana Sub	Electric Transmission	Cooley	SR
344	A.0000303.045.001.038	SE T47 Moore Co Dalhart	Electric Transmission	Cooley	SR
345	A.0000303.045.001.039	T271 SE REHAB SCHLD PRIORITY POLE R	Electric Transmission	Cooley	SR
346	A.0000303.045.001.043	T58 SE REHAB UNSCHLD REPL STR 148	Electric Transmission	Cooley	SR
347	A.0000303.045.001.044	T27 SE REHAB UNSCHLD REPL POLE STR	Electric Transmission	Cooley	SR
348	A.0000303.045.001.047	V64 S E REHAB UNSCHLD REPL POL AT 4	Electric Transmission	Cooley	SR
349	A.0000303.045.001.048	V022 SE REHAB UNSCHLD REPL DAMG STR	Electric Transmission	Cooley	SR
350	A.0000303.045.001.049	V08 S E REHAB SCHLD REPL POL AND ST	Electric Transmission	Cooley	SR

Southwestern Public Service Company

Transmission Capital Additions for
July 1, 2017 through March 31, 2019

	(F)	(G)	(H)	(I)	(J)	(K)	(L)	(M)
Line No.	WBS Level 2 Number	WBS Level 2 Description	In-Service Date (year-month)	Additions to Plant-In-Service (July 1, 2017 - March 31, 2019)	XES Charges (Included in Column I)	Other Affiliate Charges (Included in Column I)	Total Affiliate Charges (Included in Column I)	Total Native Charges (Columns I less L) Within the Total Additions to Plant-in-Service Shown in Column (I)
316	A.0000303.044	SPS S&E 69kV Line TX 2016	2018-07	195,448.63	558.82	-	558.82	194,889.81
317	A.0000303.044	SPS S&E 69kV Line TX 2016	2018-11	6,954.24	-	-	-	6,954.24
318	A.0000303.044	SPS S&E 69kV Line TX 2016	2018-07	24,473.95	-	-	-	24,473.95
319	A.0000303.044	SPS S&E 69kV Line TX 2016	2018-11	1,575.43	-	-	-	1,575.43
320	A.0000303.044	SPS S&E 69kV Line TX 2016	2018-09	20,822.09	-	-	-	20,822.09
321	A.0000303.044	SPS S&E 69kV Line TX 2016	2018-10	5,346.86	-	-	-	5,346.86
322	A.0000303.044	SPS S&E 69kV Line TX 2016	2018-11	8,105.70	-	-	-	8,105.70
323	A.0000303.044	SPS S&E 69kV Line TX 2016	2017-04	(9.70)	-	-	-	(9.70)
324	A.0000303.044	SPS S&E 69kV Line TX 2016	2018-11	3,513.20	-	-	-	3,513.20
325	A.0000303.044	SPS S&E 69kV Line TX 2016	2017-04	(1,491.82)	-	-	-	(1,491.82)
326	A.0000303.044	SPS S&E 69kV Line TX 2016	2017-04	(2,648.69)	-	-	-	(2,648.69)
327	A.0000303.044	SPS S&E 69kV Line TX 2016	2017-04	(7,630.44)	-	-	-	(7,630.44)
328	A.0000303.044	SPS S&E 69kV Line TX 2016	2018-06	480,633.23	-	-	-	480,633.23
329	A.0000303.044 Total			3,863,673.23	11,804.56	62.14	11,866.70	3,851,806.53
330	A.0000303.045	SPS S&E 115kV Line TX 2016	2017-04	(3,824.70)	-	-	-	(3,824.70)
331	A.0000303.045	SPS S&E 115kV Line TX 2016	2016-11	483.01	521.94	-	521.94	(38.93)
332	A.0000303.045	SPS S&E 115kV Line TX 2016	2017-01	2,964.65	-	-	-	2,964.65
333	A.0000303.045	SPS S&E 115kV Line TX 2016	2017-02	361.36	-	-	-	361.36
334	A.0000303.045	SPS S&E 115kV Line TX 2016	2017-10	294,901.35	-	-	-	294,901.35
335	A.0000303.045	SPS S&E 115kV Line TX 2016	2017-02	(1,497.69)	-	-	-	(1,497.69)
336	A.0000303.045	SPS S&E 115kV Line TX 2016	2017-04	23,995.32	-	-	-	23,995.32
337	A.0000303.045	SPS S&E 115kV Line TX 2016	2017-11	19,663.85	-	-	-	19,663.85
338	A.0000303.045	SPS S&E 115kV Line TX 2016	2017-03	(734.43)	-	-	-	(734.43)
339	A.0000303.045	SPS S&E 115kV Line TX 2016	2017-11	27,404.93	-	-	-	27,404.93
340	A.0000303.045	SPS S&E 115kV Line TX 2016	2017-04	13,627.90	-	98.15	98.15	13,529.75
341	A.0000303.045	SPS S&E 115kV Line TX 2016	2017-04	(25,040.13)	-	-	-	(25,040.13)
342	A.0000303.045	SPS S&E 115kV Line TX 2016	2017-10	(444.03)	-	-	-	(444.03)
343	A.0000303.045	SPS S&E 115kV Line TX 2016	2017-10	27,340.30	-	-	-	27,340.30
344	A.0000303.045	SPS S&E 115kV Line TX 2016	2018-05	397,417.93	-	-	-	397,417.93
345	A.0000303.045	SPS S&E 115kV Line TX 2016	2018-06	42,384.08	-	-	-	42,384.08
346	A.0000303.045	SPS S&E 115kV Line TX 2016	2017-10	58,919.59	-	-	-	58,919.59
347	A.0000303.045	SPS S&E 115kV Line TX 2016	2017-10	21,922.44	-	-	-	21,922.44
348	A.0000303.045	SPS S&E 115kV Line TX 2016	2017-10	10,304.78	-	-	-	10,304.78
349	A.0000303.045	SPS S&E 115kV Line TX 2016	2017-11	222,701.75	995.22	-	995.22	221,706.53
350	A.0000303.045	SPS S&E 115kV Line TX 2016	2018-05	36,634.78	-	-	-	36,634.78

Southwestern Public Service Company

Transmission Capital Additions for
July 1, 2017 through March 31, 2019

	(A)	(B)	(C)	(D)	(E)
Line No.	WBS Level 4 Number	WBS Level 4 Description	Asset Class	Witness	Project Category
351	A.0000303.045.001.053	W08 SE REHAB UNSCHLD REPL DAM POLES	Electric Transmission	Cooley	SR
352	A.0000303.045.001.054	W36 TX SE REHAB SCHLD REPL ARMS POL	Electric Transmission	Cooley	SR
353	A.0000303.045.001.056	W29 SE REHAB UNSCHLD REPL STR 65	Electric Transmission	Cooley	SR
354	A.0000303.045.001.059	Levelland Adjustment Oxy	Electric Transmission	Cooley	SR
355	A.0000303.045.001.061	T59 TX ELR REHAB SCHLD REPL ARMS	Electric Transmission	Cooley	SR
356	A.0000303.045.001.062	V022 SE UNSCHLD REPL FIR DAM STR 3	Electric Transmission	Cooley	SR
357	A.0000303.045.001.063	T54 SE UNSCHLD REPL FIR DAM POLES S	Electric Transmission	Cooley	SR
358	A.0000303.045.001.065	V09 SE UNSCHLD REPL FIR DAM AT STR	Electric Transmission	Cooley	SR
359	A.0000303.045.001.066	V15 SE UNSCHLD REPL ARMS STR 82	Electric Transmission	Cooley	SR
360	A.0000303.045.001.067	T06 SE UNSCHLD REPL STR 277	Electric Transmission	Cooley	SR
361	A.0000303.045.001.068	T06 SE UNSCHLD REPL STR 256	Electric Transmission	Cooley	SR
362	A.0000303.045.001.069	W29 SE UNSCHLD REPL DAM STRS	Electric Transmission	Cooley	SR
363	A.0000303.045.001.070	W78 SE UNSCHLD REPL TOR DAM STRS	Electric Transmission	Cooley	SR
364	A.0000303.045.001.072	W11 SE UNSCHLD REPL STRM DAM STRS	Electric Transmission	Cooley	SR
365	A.0000303.045.001.073	T49 PPR SCHLD REPL EOL POLES	Electric Transmission	Cooley	SR
366	A.0000303.045.001.074	T57 PPR SCHLD REPL EOL POLES	Electric Transmission	Cooley	SR
367	A.0000303.045.001.050	V12 SE REHAB UNSCHLD REPL 3 POLES	Electric Transmission	Cooley	SR
368	A.0000303.045.001.060	T37 SE REHAB UNSCHLD REPL POLE STR	Electric Transmission	Cooley	SR
369	A.0000303.045.001.064	V361 SE UNSCHLD REPL ARM AT STR 264	Electric Transmission	Cooley	SR
370	A.0000303.045.001.078	U19 SE UNSCHLD REPL POLE STR 20	Electric Transmission	Cooley	SR
371	A.0000303.045.001.057	V15 SE REHAB SCHLD REPL ARM STR 78	Electric Transmission	Cooley	SR
372	A.0000303.045.001.051	V37 SE REHAB UNSCHLD REPL POLE AT S	Electric Transmission	Cooley	SR
373	A.0000303.045.001.024	T20 BILLING REHAB UNSCHLD REPL STR	Electric Transmission	Cooley	SR
374	A.0000303.045.001.052	V381 SE REHAB SCHLD REPL ARM STR	Electric Transmission	Cooley	SR
375	A.0000303.045.001.055	W45 SE REHAB UNSCHLD REP COND STR 7	Electric Transmission	Cooley	SR
376	A.0000303.045.001.076	T70 SE UNSCHLD REPL 7 ARMS	Electric Transmission	Cooley	SR
377	A.0000303.045.001.058	V35 SE REHAB SCHLD REPL ARMS POLS	Electric Transmission	Cooley	SR
378	A.0000303.045.001.046	V15 SE REPL WIRE SPAN STRS 178-179	Electric Transmission	Cooley	SR
379	A.0000303.045.001.075	T53 SE UNSCHLD REPL STRM DAM STRS	Electric Transmission	Cooley	SR
380					
381	A.0000303.046.001.001	J06 SE REHAB UNSCHLD STAT REPL 276	Electric Transmission	Cooley	SR
382	A.0000303.046.001.002	SE J06 Potter Co Intg Hitchland In	Electric Transmission	Cooley	SR
383	A.0000303.046.001.004	J15 REPL RELC OH TRANSMISSION LINE	Electric Transmission	Cooley	SR
384	A.0000303.046.001.005	J01 SE REHAB UNSCHLD REPL STR 24	Electric Transmission	Cooley	SR
385					

Southwestern Public Service Company

Transmission Capital Additions for
July 1, 2017 through March 31, 2019

	(F)	(G)	(H)	(I)	(J)	(K)	(L)	(M)
Line No.	WBS Level 2 Number	WBS Level 2 Description	In-Service Date (year-month)	Additions to Plant-In-Service (July 1, 2017 - March 31, 2019)	XES Charges (Included in Column I)	Other Affiliate Charges (Included in Column I)	Total Affiliate Charges (Included in Column I)	Total Native Charges (Columns I less L) Within the Total Additions to Plant-in-Service Shown in Column (I)
351	A.0000303.045	SPS S&E 115kV Line TX 2016	2018-05	457,250.01	-	-	-	457,250.01
352	A.0000303.045	SPS S&E 115kV Line TX 2016	2018-05	151,075.41	-	-	-	151,075.41
353	A.0000303.045	SPS S&E 115kV Line TX 2016	2018-05	16,581.53	-	-	-	16,581.53
354	A.0000303.045	SPS S&E 115kV Line TX 2016	2018-05	14,026.56	-	-	-	14,026.56
355	A.0000303.045	SPS S&E 115kV Line TX 2016	2018-09	844,527.66	-	-	-	844,527.66
356	A.0000303.045	SPS S&E 115kV Line TX 2016	2018-05	18,358.43	-	-	-	18,358.43
357	A.0000303.045	SPS S&E 115kV Line TX 2016	2018-05	102,275.07	1,310.13	-	1,310.13	100,964.94
358	A.0000303.045	SPS S&E 115kV Line TX 2016	2018-09	8,731.57	-	-	-	8,731.57
359	A.0000303.045	SPS S&E 115kV Line TX 2016	2018-06	10,229.29	-	-	-	10,229.29
360	A.0000303.045	SPS S&E 115kV Line TX 2016	2018-06	15,534.09	1,981.69	-	1,981.69	13,552.40
361	A.0000303.045	SPS S&E 115kV Line TX 2016	2018-08	48,903.07	747.57	-	747.57	48,155.50
362	A.0000303.045	SPS S&E 115kV Line TX 2016	2018-07	73,085.41	624.54	-	624.54	72,460.87
363	A.0000303.045	SPS S&E 115kV Line TX 2016	2018-07	200,879.47	13,114.62	-	13,114.62	187,764.85
364	A.0000303.045	SPS S&E 115kV Line TX 2016	2018-07	174,457.80	-	-	-	174,457.80
365	A.0000303.045	SPS S&E 115kV Line TX 2016	2018-11	333,177.28	-	-	-	333,177.28
366	A.0000303.045	SPS S&E 115kV Line TX 2016	2019-01	160,760.33	-	-	-	160,760.33
367	A.0000303.045	SPS S&E 115kV Line TX 2016	2018-05	14,245.88	-	-	-	14,245.88
368	A.0000303.045	SPS S&E 115kV Line TX 2016	2018-05	6,415.82	-	-	-	6,415.82
369	A.0000303.045	SPS S&E 115kV Line TX 2016	2018-05	7,895.71	-	-	-	7,895.71
370	A.0000303.045	SPS S&E 115kV Line TX 2016	2018-11	12,302.62	-	-	-	12,302.62
371	A.0000303.045	SPS S&E 115kV Line TX 2016	2018-05	12,931.55	-	-	-	12,931.55
372	A.0000303.045	SPS S&E 115kV Line TX 2016	2018-05	28,649.20	-	-	-	28,649.20
373	A.0000303.045	SPS S&E 115kV Line TX 2016	2017-02	(3,702.99)	-	-	-	(3,702.99)
374	A.0000303.045	SPS S&E 115kV Line TX 2016	2018-05	7,314.34	-	-	-	7,314.34
375	A.0000303.045	SPS S&E 115kV Line TX 2016	2018-07	5,826.14	-	-	-	5,826.14
376	A.0000303.045	SPS S&E 115kV Line TX 2016	2018-12	11,166.82	-	-	-	11,166.82
377	A.0000303.045	SPS S&E 115kV Line TX 2016	2018-05	325,026.08	-	-	-	325,026.08
378	A.0000303.045	SPS S&E 115kV Line TX 2016	2018-05	9,498.38	-	-	-	9,498.38
379	A.0000303.045	SPS S&E 115kV Line TX 2016	2018-09	88,319.39	-	-	-	88,319.39
380	A.0000303.045 Total			4,325,228.96	19,295.71	98.15	19,393.86	4,305,835.10
381	A.0000303.046	SPS S&E 345kV Line TX 2016	2016-08	(373,620.89)	-	(2,926.43)	(2,926.43)	(370,694.46)
382	A.0000303.046	SPS S&E 345kV Line TX 2016	2017-10	2,619,485.59	582.24	-	582.24	2,618,903.35
383	A.0000303.046	SPS S&E 345kV Line TX 2016	2017-10	24,707.64	-	-	-	24,707.64
384	A.0000303.046	SPS S&E 345kV Line TX 2016	2017-11	195,241.15	1,685.43	-	1,685.43	193,555.72
385	A.0000303.046 Total			2,465,813.49	2,267.67	(2,926.43)	(658.76)	2,466,472.25

Southwestern Public Service Company

Transmission Capital Additions for
July 1, 2017 through March 31, 2019

	(A)	(B)	(C)	(D)	(E)
Line No.	**WBS Level 4 Number**	**WBS Level 4 Description**	**Asset Class**	**Witness**	**Project Category**
386	A.0000303.047.001.001	SE V32 Texas Co Intg Kansas St Lin	Electric Transmission	Cooley	SR
387	A.0000303.047.001.002	T01 SE UNSCHLD REPL TOR DAM STRS	Electric Transmission	Cooley	SR
388	A.0000303.047.001.003	V32 SE UNSCHLD REPL STATIC STR 338-	Electric Transmission	Cooley	SR
389					
390	A.0000303.049.001.001	J12 SE REHAB UNSCHLD REP STAT 13413	Electric Transmission	Cooley	SR
391					
392	A.0000303.050.001.003	J25 SE REHAB UNSCHLD REPL STRM DAM	Electric Transmission	Cooley	SR
393					
394	A.0000346.001.001.001	CROSSROADS ? NEW 345KV SUBSTATION	Electric Transmission	Cooley	GI
395					
396	A.0000346.003.001.001	J14 - EDDY CO TO CROSSROADS 345KV J	Electric Transmission	Cooley	GI
397					
398	A.0000346.005.001.001	J15 - CROSSROADS TO TOLK 345KV J2 R	Electric Transmission	Cooley	GI
399					
400	A.0000350.002.001.002	Lost Draw TOIF	Electric Transmission	Cooley	GI
401					
402	A.0000350.005.001.003	U20 LTDW-COCHRAN 115KV RETERM	Electric Transmission	Cooley	GI
403					
404	A.0000350.006.001.002	U19 LTDW-Lea Co Plains 115KV RETERM	Electric Transmission	Cooley	GI
405					
406	A.0000350.007.001.002	COCHRAN 115KV SUB TERM-LOST DRAW PO	Electric Transmission	Cooley	GI
407					
408	A.0000354.001.001.001	CROSBY COUNTY - 115KV CAPACITOR BAN	Electric Transmission	Cooley	RE
409					
410	A.0000357.001.001.001	GRASSLAND - REPL 100MVA XFMR WITH N	Electric Transmission	Cooley	RE
411					
412	A.0000361.001.001.001	SULPHUR SPRINGS - NEW 115KV TERMINA	Electric Transmission	Cooley	RE
413					
414	A.0000361.004.001.001	DIAMONDBACK - NEW 115-69KV SUB	Electric Transmission	Cooley	RE
415					
416	A.0000401.008.001.001	DENVER CITY - REPLACE RELAYING LINE	Electric Transmission	Cooley	SR
417					
418	A.0000401.016.001.002	COLE-115KV CAP BANK VOLT DIFF UPGRA	Electric Transmission	Cooley	SR
419					
420	A.0000401.018.001.002	LUBBOCK EAST-V14 TUCO 115KV RELAY U	Electric Transmission	Cooley	SR

Southwestern Public Service Company

Transmission Capital Additions for
July 1, 2017 through March 31, 2019

	(F)	(G)	(H)	(I)	(J)	(K)	(L)	(M)
Line No.	WBS Level 2 Number	WBS Level 2 Description	In-Service Date (year-month)	Additions to Plant-In-Service (July 1, 2017 - March 31, 2019)	XES Charges (Included in Column I)	Other Affiliate Charges (Included in Column I)	Total Affiliate Charges (Included in Column I)	Total Native Charges (Columns I less L) Within the Total Additions to Plant-in-Service Shown in Column (I)
386	A.0000303.047	SPS S&E 115kV Line OK 2016	2017-07	1,986,901.88	31,399.80	-	31,399.80	1,955,502.08
387	A.0000303.047	SPS S&E 115kV Line OK 2016	2018-06	50,597.01	953.58	-	953.58	49,643.43
388	A.0000303.047	SPS S&E 115kV Line OK 2016	2019-03	14,901.02	-	64.44	64.44	14,836.58
389	A.0000303.047 Total			2,052,399.91	32,353.38	64.44	32,417.82	2,019,982.09
390	A.0000303.049	SPS S&E 345kV Line OK 2016	2017-02	2,010.00	-	-	-	2,010.00
391	A.0000303.049 Total			2,010.00	-	-	-	2,010.00
392	A.0000303.050	SPS S&E 345kV Line KS 2016	2018-08	962,702.12	19,685.46	-	19,685.46	943,016.66
393	A.0000303.050 Total			962,702.12	19,685.46	-	19,685.46	943,016.66
394	A.0000346.001	Mescalero Wind Sub	2015-07	(2,159,219.36)	-	-	-	(2,159,219.36)
395	A.0000346.001 Total			(2,159,219.36)	-	-	-	(2,159,219.36)
396	A.0000346.003	Tap to X-roads Sub J14- to Edd	2015-07	898,614.23	-	-	-	898,614.23
397	A.0000346.003 Total			898,614.23	-	-	-	898,614.23
398	A.0000346.005	J15 Crossroads Tap-X-Roads to	2015-07	923,246.48	-	-	-	923,246.48
399	A.0000346.005 Total			923,246.48	-	-	-	923,246.48
400	A.0000350.002	Lost Draw TOIF	2018-10	24,250.63	-	-	-	24,250.63
401	A.0000350.002 Total			24,250.63	-	-	-	24,250.63
402	A.0000350.005	Lost Draw to Cochran Retermination	2018-10	263,537.98	8,030.08	-	8,030.08	255,507.90
403	A.0000350.005 Total			263,537.98	8,030.08	-	8,030.08	255,507.90
404	A.0000350.006	Lost Draw to Lea Co Plains Retermin	2018-10	242,304.23	6,778.94	-	6,778.94	235,525.29
405	A.0000350.006 Total			242,304.23	6,778.94	-	6,778.94	235,525.29
406	A.0000350.007	Cochran 115kV Sub Term Upg	2018-10	26,370.63	426.00	-	426.00	25,944.63
407	A.0000350.007 Total			26,370.63	426.00	-	426.00	25,944.63
408	A.0000354.001	Crobsy Co. 115kV Cap Bank Sub	2015-11	(33,175.76)	-	-	-	(33,175.76)
409	A.0000354.001 Total			(33,175.76)	-	-	-	(33,175.76)
410	A.0000357.001	Grassland XFMR Sub	2016-02	(116,483.63)	-	-	-	(116,483.63)
411	A.0000357.001 Total			(116,483.63)	-	-	-	(116,483.63)
412	A.0000361.001	KC Sub-Sulpher Springs 115kV T	2015-04	(62,647.40)	-	-	-	(62,647.40)
413	A.0000361.001 Total			(62,647.40)	-	-	-	(62,647.40)
414	A.0000361.004	KC Substation Sub	2015-08	(52,037.26)	-	-	-	(52,037.26)
415	A.0000361.004 Total			(52,037.26)	-	-	-	(52,037.26)
416	A.0000401.008	Denver City V80 ELR Relays Sub	2015-03	69.53	-	-	-	69.53
417	A.0000401.008 Total			69.53	-	-	-	69.53
418	A.0000401.016	Cole Cap Bank Volt Diff	2016-12	3,767.14	-	-	-	3,767.14
419	A.0000401.016 Total			3,767.14	-	-	-	3,767.14
420	A.0000401.018	Lubbock East 115kV (6970)Sub	2017-03	3,715.40	73.32	0.09	73.41	3,641.99

Southwestern Public Service Company

Transmission Capital Additions for
July 1, 2017 through March 31, 2019

	(A)	(B)	(C)	(D)	(E)
Line No.	**WBS Level 4 Number**	**WBS Level 4 Description**	**Asset Class**	**Witness**	**Project Category**
421					
422	A.0000401.020.001.003	TUCO V14 LUBBOCK EAST 115KV RLY UPG	Electric Transmission	Cooley	SR
423					
424	A.0000401.025.001.002	CARLSBAD V18 LN TERMINAL UPGR TO PO	Electric Transmission	Cooley	SR
425					
426	A.0000401.033.001.002	POTASH JUNCTION 115KV V18 LN RLY UP	Electric Transmission	Cooley	SR
427					
428	A.0000401.039.001.004	WIPP 115KV CAP BANK VOLT DIFF UPGRA	Electric Transmission	Cooley	SR
429	A.0000401.039.001.003	WIPP-115KV CAP BANK VOLT DIFF UPGRA	Electric Transmission	Cooley	SR
430					
431	A.0000407.001.001.001	W-67 Bowers to Howard, ROW	Electric Transmission	Cooley	RE
432	A.0000407.001.001.002	W67 BOWERS TO HOWARD ROW	Electric Transmission	Cooley	RE
433	A.0000407.001.001.003	Bowers-Howard ROW 2018	Electric Transmission	Cooley	RE
434					
435	A.0000407.002.001.002	BOWERS - CONVERT 115KV TO RING BUS	Electric Transmission	Cooley	RE
436					
437	A.0000407.005.001.001	W-67 BWRS-HOWA 115KV NEW CIRCUIT 38	Electric Transmission	Cooley	RE
438					
439	A.0000407.011.001.001	Y-62 BWRS-HOWA 69KV WRECKOUT-REBUIL	Electric Transmission	Cooley	RE
440					
441	A.0000409.004.001.003	W48 EAST PLANT TO HASTING 115KV REB	Electric Transmission	Cooley	RE
442					
443	A.0000417.015.001.001	TUCO Mooreland Woodward TX ROW	Electric Transmission	Cooley	EC/TI
444					
445	A.0000421.006.001.001	W-53 NEWHART INTG TO LAMTON INTG 11	Electric Transmission	Cooley	RE
446					
447	A.0000421.013.001.001	W-55 Newhart to Lamton, ROW	Electric Transmission	Cooley	RE
448					
449	A.0000421.014.001.001	W-52 Newhart to Kress, ROW	Electric Transmission	Cooley	RE
450					
451	A.0000421.017.001.001	SWISHER - CONVERT 230KV TO BKR HALF	Electric Transmission	Cooley	RE
452					
453	A.0000424.015.001.001	CHINA DRAW - NEW 115KV SUBSTATION -	Electric Transmission	Cooley	RE
454					
455	A.0000424.016.001.001	Z22 69KV WRECKOUT AND SHOOFLY OF Z2	Electric Transmission	Cooley	RE

Southwestern Public Service Company

Transmission Capital Additions for
July 1, 2017 through March 31, 2019

	(F)	(G)	(H)	(I)	(J)	(K)	(L)	(M)
Line No.	WBS Level 2 Number	WBS Level 2 Description	In-Service Date (year-month)	Additions to Plant-In-Service (July 1, 2017 - March 31, 2019)	XES Charges (Included in Column I)	Other Affiliate Charges (Included in Column I)	Total Affiliate Charges (Included in Column I)	Total Native Charges (Columns I less L) Within the Total Additions to Plant-in-Service Shown in Column (I)
421	A.0000401.018 Total			3,715.40	73.32	0.09	73.41	3,641.99
422	A.0000401.020	TUCO 115kV (N922)Sub	2017-06	10,593.27	-	0.70	0.70	10,592.57
423	A.0000401.020 Total			10,593.27	-	0.70	0.70	10,592.57
424	A.0000401.025	Carlsbad 115kV (C900)Sub	2017-10	403,549.28	36,718.07	-	36,718.07	366,831.21
425	A.0000401.025 Total			403,549.28	36,718.07	-	36,718.07	366,831.21
426	A.0000401.033	Potash Junction 115kV 4920	2017-11	339,688.42	11,851.74	-	11,851.74	327,836.68
427	A.0000401.033 Total			339,688.42	11,851.74	-	11,851.74	327,836.68
428	A.0000401.039	Wipp Cap Bank Volt Diff NM	2018-07	222.24	-	-	-	222.24
429	A.0000401.039	Wipp Cap Bank Volt Diff NM	2016-12	25,707.28	6,017.59	-	6,017.59	19,689.69
430	A.0000401.039 Total			25,929.52	6,017.59	-	6,017.59	19,911.93
431	A.0000407.001	Bowers - Howard ROW	2015-03	139,946.84	3,751.93	-	3,751.93	136,194.91
432	A.0000407.001	Bowers - Howard ROW	2017-12	42,089.92	6,258.98	63.90	6,322.88	35,767.04
433	A.0000407.001	Bowers - Howard ROW	2018-06	(250,400.85)	11,618.10	-	11,618.10	(262,018.95)
434	A.0000407.001 Total			(68,364.09)	21,629.01	63.90	21,692.91	(90,057.00)
435	A.0000407.002	Bowers Substation sub	2014-12	(76,301.96)	-	-	-	(76,301.96)
436	A.0000407.002 Total			(76,301.96)	-	-	-	(76,301.96)
437	A.0000407.005	Bowers-Howard 115 kV Line	2016-03	51.56	-	0.36	0.36	51.20
438	A.0000407.005 Total			51.56	-	0.36	0.36	51.20
439	A.0000407.011	Bowers-Howard Y-62Line	2016-03	21.68	-	-	-	21.68
440	A.0000407.011 Total			21.68	-	-	-	21.68
441	A.0000409.004	Cherry St Intg Hastings-E.Plt	2015-03	(124,355.65)	-	-	-	(124,355.65)
442	A.0000409.004 Total			(124,355.65)	-	-	-	(124,355.65)
443	A.0000417.015	TUCO-Mooreland Woodward TX ROW 2017	2017-12	(90,560.71)	1,070.62	-	1,070.62	(91,631.33)
444	A.0000417.015 Total			(90,560.71)	1,070.62	-	1,070.62	(91,631.33)
445	A.0000421.006	Newhart Intg Hart Ind-Lamton11	2014-11	(285,396.94)	-	-	-	(285,396.94)
446	A.0000421.006 Total			(285,396.94)	-	-	-	(285,396.94)
447	A.0000421.013	Newhart to Lamton ROW	2014-12	1,690.01	-	-	-	1,690.01
448	A.0000421.013 Total			1,690.01	-	-	-	1,690.01
449	A.0000421.014	Newhart to KressROW	2014-09	277.70	-	-	-	277.70
450	A.0000421.014 Total			277.70	-	-	-	277.70
451	A.0000421.017	Swisher Sub Sub	2014-12	(197.45)	-	-	-	(197.45)
452	A.0000421.017 Total			(197.45)	-	-	-	(197.45)
453	A.0000424.015	China Draw High Side Substatio	2015-05	(125,536.11)	-	-	-	(125,536.11)
454	A.0000424.015 Total			(125,536.11)	-	-	-	(125,536.11)
455	A.0000424.016	Wreckout of Z22.2 Structures	2017-11	63,706.53	-	-	-	63,706.53

Southwestern Public Service Company

Transmission Capital Additions for
July 1, 2017 through March 31, 2019

	(A)	(B)	(C)	(D)	(E)
Line No.	**WBS Level 4 Number**	**WBS Level 4 Description**	**Asset Class**	**Witness**	**Project Category**
456					
457	A.0000424.020.001.003	HOBBS GEN EXPANSION	Electric Transmission	Cooley	RE
458					
459	A.0000424.024.001.001	BATTLE AXE - NEW 115-23KV SUBSTATIO	Electric Transmission	Cooley	LI
460					
461	A.0000424.027.001.003	QUAHADA-UPGRADE 115KV PCA LINE	Electric Transmission	Cooley	RE
462					
463	A.0000424.028.001.002	PCA-UPGRADE 115KV QUAHADA LINE	Electric Transmission	Cooley	RE
464					
465	A.0000424.029.001.002	W76 PCA-QUDA 115KV WRECK OUT REBUIL	Electric Transmission	Cooley	RE
466					
467	A.0000424.030.001.002	W76 PCA TO QUAHADA 115KV ROW	Electric Transmission	Cooley	RE
468					
469	A.0000424.032.001.001	W-87 Yeso Hills to China Draw, ROW	Electric Transmission	Cooley	RE
470	A.0000424.032.001.002	YESO HILLS TO CHINA DRAW W87 ROW	Electric Transmission	Cooley	RE
471					
472	A.0000424.038.001.001	J-20 Hobbs to Kiowa, ROW	Electric Transmission	Cooley	RE
473	A.0000424.038.001.002	J20 HOBBS TO KIOWA ROW	Electric Transmission	Cooley	RE
474					
475	A.0000424.040.001.001	KIOWA - NEW 345-115KV SUBSTATION RI	Electric Transmission	Cooley	RE
476					
477	A.0000424.044.001.001	HOBBS GEN - NEW 345KV AUTO	Electric Transmission	Cooley	RE
478					
479	A.0000424.045.001.001	HOBBS-NEW 345KV KIOWA TERMINAL INST	Electric Transmission	Cooley	RE
480					
481	A.0000424.047.001.002	W-96 CUST-WHTN 115KV RETERM AT CUST	Electric Transmission	Cooley	RE
482					
483	A.0000424.048.001.002	W-95 RDRN-CUST 115KV RETERM AT CUST	Electric Transmission	Cooley	RE
484					
485	A.0000424.049.001.001	W-81 PDSA TO CUST NEW 11MI 115KV LN	Electric Transmission	Cooley	RE
486					
487	A.0000424.050.001.001	W-81 Ponderosa to Custer Mt. ROW	Electric Transmission	Cooley	RE
488					
489	A.0000424.055.001.001	CUSTER MOUNTAIN - NEW 115KV SWITCHI	Electric Transmission	Cooley	RE
490					

Southwestern Public Service Company

Transmission Capital Additions for
July 1, 2017 through March 31, 2019

	(F)	(G)	(H)	(I)	(J)	(K)	(L)	(M)
Line No.	WBS Level 2 Number	WBS Level 2 Description	In-Service Date (year-month)	Additions to Plant-In-Service (July 1, 2017 - March 31, 2019)	XES Charges (Included in Column I)	Other Affiliate Charges (Included in Column I)	Total Affiliate Charges (Included in Column I)	Total Native Charges (Columns I less L) Within the Total Additions to Plant-in-Service Shown in Column (I)
456	A.0000424.016 Total			63,706.53	-	-	-	63,706.53
457	A.0000424.020	Hobbs Gen Land	2017-08	3,514.65	-	-	-	3,514.65
458	A.0000424.020 Total			3,514.65	-	-	-	3,514.65
459	A.0000424.024	Battle Axe 115KV NM_High Side	2015-11	(114.68)	-	-	-	(114.68)
460	A.0000424.024 Total			(114.68)	-	-	-	(114.68)
461	A.0000424.027	Quahada Terminal Upgrade_Sub	2017-04	203.79	342.24	(0.48)	341.76	(137.97)
462	A.0000424.027 Total			203.79	342.24	(0.48)	341.76	(137.97)
463	A.0000424.028	PCA Terminal Upgrade_Sub	2017-03	(99,530.55)	2,836.40	-	2,836.40	(102,366.95)
464	A.0000424.028 Total			(99,530.55)	2,836.40	-	2,836.40	(102,366.95)
465	A.0000424.029	V21_Quahada 115kV Reconductor	2017-03	(854,302.96)	1,360.41	340.33	1,700.74	(856,003.70)
466	A.0000424.029 Total			(854,302.96)	1,360.41	340.33	1,700.74	(856,003.70)
467	A.0000424.030	PCA_115KV ROW	2017-04	1,008.56	1,007.04	-	1,007.04	1.52
468	A.0000424.030 Total			1,008.56	1,007.04	-	1,007.04	1.52
469	A.0000424.032	China Draw-Yeso Hills 115kV RO	2016-12	(122,695.33)	-	-	-	(122,695.33)
470	A.0000424.032	China Draw-Yeso Hills 115kV RO	2017-04	(42,018.47)	5,820.51	-	5,820.51	(47,838.98)
471	A.0000424.032 Total			(164,713.80)	5,820.51	-	5,820.51	(170,534.31)
472	A.0000424.038	OPIE 3_Hobbs-Kiowa 345kV ROW_U	2015-10	206.92	-	-	-	206.92
473	A.0000424.038	OPIE 3_Hobbs-Kiowa 345kV ROW_U	2017-12	129,445.05	1,935.25	706.99	2,642.24	126,802.81
474	A.0000424.038 Total			129,651.97	1,935.25	706.99	2,642.24	127,009.73
475	A.0000424.040	Kiowa 345kV Sub H Term/Reactor	2018-03	11,698,534.78	61,753.86	5.98	61,759.84	11,636,774.94
476	A.0000424.040 Total			11,698,534.78	61,753.86	5.98	61,759.84	11,636,774.94
477	A.0000424.044	Hobbs Sub Xfmr 345kV/230kV_UID	2018-03	14,083,871.59	132,748.91	30.30	132,779.21	13,951,092.38
478	A.0000424.044 Total			14,083,871.59	132,748.91	30.30	132,779.21	13,951,092.38
479	A.0000424.045	Hobbs 345kV Sub Reactor/Kiowa_	2018-03	2,060,282.64	36,896.56	-	36,896.56	2,023,386.08
480	A.0000424.045 Total			2,060,282.64	36,896.56	-	36,896.56	2,023,386.08
481	A.0000424.047	W37 Whitten Re-Term_UID 50879	2016-11	23,931.68	56.50	-	56.50	23,875.18
482	A.0000424.047 Total			23,931.68	56.50	-	56.50	23,875.18
483	A.0000424.048	W37 Road Runner Re-Term_UID 50	2016-11	14,129.68	56.50	-	56.50	14,073.18
484	A.0000424.048 Total			14,129.68	56.50	-	56.50	14,073.18
485	A.0000424.049	Ponderosa-Custer Mt 115kV Line	2017-06	251,067.25	10,799.48	228.01	11,027.49	240,039.76
486	A.0000424.049 Total			251,067.25	10,799.48	228.01	11,027.49	240,039.76
487	A.0000424.050	Ponderosa-Custer Mt 115kV ROW_	2015-08	(653.43)	86.30	-	86.30	(739.73)
488	A.0000424.050 Total			(653.43)	86.30	-	86.30	(739.73)
489	A.0000424.055	Custer Mt 115kV Sub Ponderosa	2017-05	110,512.91	9,991.54	(2,335.74)	7,655.80	102,857.11
490	A.0000424.055 Total			110,512.91	9,991.54	(2,335.74)	7,655.80	102,857.11

Southwestern Public Service Company

Transmission Capital Additions for
July 1, 2017 through March 31, 2019

	(A)	(B)	(C)	(D)	(E)
Line No.	**WBS Level 4 Number**	**WBS Level 4 Description**	**Asset Class**	**Witness**	**Project Category**
491	A.0000424.057.001.001	PONDEROSA - NEW 115-23KV SUB TAM	Electric Transmission	Cooley	RE
492					
493	A.0000424.058.001.002	U08 PTJULSRI 115KV RETRM T38 LIVING	Electric Transmission	Cooley	RE
494					
495	A.0000424.059.001.002	U09 WIPPLSRI 115KV RETRM T38 TO WIP	Electric Transmission	Cooley	RE
496					
497	A.0000424.060.001.002	LSRI-SEBH NEW 115 KV 27.3 MI TRANSM	Electric Transmission	Cooley	RE
498					
499	A.0000424.061.001.001	W-88 Livingston Ridge to Sage Brush	Electric Transmission	Cooley	RE
500					
501	A.0000424.062.001.001	W-89 SGBH-CRDL 115KV NEW 19MI LINE	Electric Transmission	Cooley	RE
502					
503	A.0000424.063.001.001	W-89 Sage Brush to Cardinal ROW	Electric Transmission	Cooley	RE
504					
505	A.0000424.065.001.001	U03, 115KV, NEF RETERM AT CARDINAL	Electric Transmission	Cooley	RE
506					
507	A.0000424.066.001.001	U04, 115KV, WHITTEN RETERM AT CARDI	Electric Transmission	Cooley	RE
508					
509	A.0000424.067.001.001	Livingston Ridge Substation Expansi	Electric Transmission	Cooley	RE
510					
511	A.0000424.068.001.002	LIVINGSTON RIDGE-CONVERT 69KV TO 11	Electric Transmission	Cooley	RE
512					
513	A.0000424.070.001.002	POTASH JNCT-115KV LINE RLYG UPGD TO	Electric Transmission	Cooley	RE
514					
515	A.0000424.073.001.001	SAGE BRUSH - NEW 115KV SUBSTATION T	Electric Transmission	Cooley	RE
516					
517	A.0000424.076.001.001	CARDINAL - NEW 115KV SUBSTATION	Electric Transmission	Cooley	RE
518					
519	A.0000424.085.001.002	J21 KIWA NOLO 345KV NEW 22 MILE LIN	Electric Transmission	Cooley	RE
520					
521	A.0000424.086.001.001	J-21 Kiowa to North Loving, ROW	Electric Transmission	Cooley	RE
522	A.0000424.086.001.002	KIOWA TO NORTH LOVING J21 ROW	Electric Transmission	Cooley	RE
523					
524	A.0000424.087.001.002	J22 NOLO CHDW 345KV NEW 18 MILE LIN	Electric Transmission	Cooley	RE
525					

Southwestern Public Service Company

Transmission Capital Additions for
July 1, 2017 through March 31, 2019

	(F)	(G)	(H)	(I)	(J)	(K)	(L)	(M)
Line No.	WBS Level 2 Number	WBS Level 2 Description	In-Service Date (year-month)	Additions to Plant-In-Service (July 1, 2017 - March 31, 2019)	XES Charges (Included in Column I)	Other Affiliate Charges (Included in Column I)	Total Affiliate Charges (Included in Column I)	Total Native Charges (Columns I less L) Within the Total Additions to Plant-in-Service Shown in Column (I)
491	A.0000424.057	Ponderosa 115kV Sub Custer Mt	2017-05	119,918.42	259.66	(36.09)	223.57	119,694.85
492	A.0000424.057 Total			119,918.42	259.66	(36.09)	223.57	119,694.85
493	A.0000424.058	T38 Potash Re-Term_UID 50924	2017-11	727,603.85	16,974.59	9.51	16,984.10	710,619.75
494	A.0000424.058 Total			727,603.85	16,974.59	9.51	16,984.10	710,619.75
495	A.0000424.059	T38 WIPP Re-Term_UID 50924	2017-11	234,032.99	14,183.96	3.31	14,187.27	219,845.72
496	A.0000424.059 Total			234,032.99	14,183.96	3.31	14,187.27	219,845.72
497	A.0000424.060	L Ridge-Sage Brush 115kV Line_	2017-10	10,743,975.65	22,155.36	(1,192.71)	20,962.65	10,723,013.00
498	A.0000424.060 Total			10,743,975.65	22,155.36	(1,192.71)	20,962.65	10,723,013.00
499	A.0000424.061	L Ridge-Sage Brush 115kV ROW_U	2016-11	4,481.08	3,685.56	-	3,685.56	795.52
500	A.0000424.061 Total			4,481.08	3,685.56	-	3,685.56	795.52
501	A.0000424.062	S Brush-Cardinal 115kV L_UID 5	2016-12	23,509.57	15,413.96	-	15,413.96	8,095.61
502	A.0000424.062 Total			23,509.57	15,413.96	-	15,413.96	8,095.61
503	A.0000424.063	S Brush-Cardinal 115 ROW_UID 5	2015-08	22,886.95	-	-	-	22,886.95
504	A.0000424.063 Total			22,886.95	-	-	-	22,886.95
505	A.0000424.065	T85.0 NEF Re-Term_UID 50951	2016-10	1,502.98	-	-	-	1,502.98
506	A.0000424.065 Total			1,502.98	-	-	-	1,502.98
507	A.0000424.066	T85.3 Teague Re-Term_UID 50951	2016-10	395.03	435.29	-	435.29	(40.26)
508	A.0000424.066 Total			395.03	435.29	-	435.29	(40.26)
509	A.0000424.067	Livingston Ridge Sub Land_UID	2017-06	757.83	659.98	-	659.98	97.85
510	A.0000424.067 Total			757.83	659.98	-	659.98	97.85
511	A.0000424.068	L Ridge Sub 115kV Conv/S Brush	2017-11	4,335,480.85	34,019.21	18.00	34,037.21	4,301,443.64
512	A.0000424.068 Total			4,335,480.85	34,019.21	18.00	34,037.21	4,301,443.64
513	A.0000424.070	Potash Sub Rly Mods Livingston	2017-11	455,144.86	22,265.37	(0.52)	22,264.85	432,880.01
514	A.0000424.070 Total			455,144.86	22,265.37	(0.52)	22,264.85	432,880.01
515	A.0000424.073	S Brush 115kV Sub Liv Cardinal	2016-12	(365,860.19)	9,679.89	10.39	9,690.28	(375,550.47)
516	A.0000424.073 Total			(365,860.19)	9,679.89	10.39	9,690.28	(375,550.47)
517	A.0000424.076	Cardinal 115kV Sub Sage Brush	2016-10	472.94	587.41	-	587.41	(114.47)
518	A.0000424.076 Total			472.94	587.41	-	587.41	(114.47)
519	A.0000424.085	Kiowa-North Loving 345kV Line_	2018-05	22,495,220.49	77,416.49	(62.89)	77,353.60	22,417,866.89
520	A.0000424.085 Total			22,495,220.49	77,416.49	(62.89)	77,353.60	22,417,866.89
521	A.0000424.086	Kiowa-North Loving 345kV ROW_U	2015-10	(114.17)	-	-	-	(114.17)
522	A.0000424.086	Kiowa-North Loving 345kV ROW_U	2017-12	92,043.23	11,921.61	-	11,921.61	80,121.62
523	A.0000424.086 Total			91,929.06	11,921.61	-	11,921.61	80,007.45
524	A.0000424.087	N Loving-China Draw 345kV Line	2018-05	18,636,555.62	153,940.46	(110.18)	153,830.28	18,482,725.34
525	A.0000424.087 Total			18,636,555.62	153,940.46	(110.18)	153,830.28	18,482,725.34

Southwestern Public Service Company

Transmission Capital Additions for
July 1, 2017 through March 31, 2019

	(A)	(B)	(C)	(D)	(E)
Line No.	**WBS Level 4 Number**	**WBS Level 4 Description**	**Asset Class**	**Witness**	**Project Category**
526	A.0000424.088.001.003	J23 Kiowa RDRN 345kV Retermination	Electric Transmission	Cooley	RE
527					
528	A.0000424.089.001.001	KIOWA - 345KV LINE TERMINAL TO ROAD	Electric Transmission	Cooley	RE
529					
530	A.0000424.091.001.001	KIOWA - NEW 345-115KV TRANSFORMER	Electric Transmission	Cooley	RE
531					
532	A.0000424.093.001.002	ROADRUNNER - 345KV LINE CONVERSION	Electric Transmission	Cooley	RE
533					
534	A.0000424.100.001.001	CHINA DRAW 115KV TO WOOD DRAW	Electric Transmission	Cooley	RE
535					
536	A.0000424.102.001.002	WOOD DRAW - NEW 115KV RING TAM	Electric Transmission	Cooley	RE
537					
538	A.0000424.104.001.001	W-84 China Draw to Wood Draw,ROW	Electric Transmission	Cooley	RE
539	A.0000424.104.001.003	W84 CHINA DRAW TO WOOD DRAW ROW	Electric Transmission	Cooley	RE
540	A.0000424.104.001.002	W84 CHINA DRAW TO WOOD DRAW ROW	Electric Transmission	Cooley	RE
541					
542	A.0000424.105.001.001	W39 RDBF-WDDW 115KV REBLD STR 148 T	Electric Transmission	Cooley	RE
543					
544	A.0000424.120.001.002	N Lov-Lov S ROW U18	Electric Transmission	Cooley	RE
545					
546	A.0000424.127.001.001	CHINA DRAW - 115KV SVC - TAM	Electric Transmission	Cooley	RE
547					
548	A.0000424.131.001.001	NORTH LOVING - 115KV CHINA DRAW LIN	Electric Transmission	Cooley	RE
549					
550	A.0000424.136.001.002	INSTALL - W26 115KV MONUMENT TAP TO	Electric Transmission	Cooley	RE
551					
552	A.0000424.137.001.002	W26 MONUMENT TAP BYRD ROW	Electric Transmission	Cooley	RE
553	A.0000424.137.001.003	W26 MONUMENT TAP BYRD ROW	Electric Transmission	Cooley	RE
554					
555	A.0000424.143.001.002	T38 INWE TAP-IMC1 115KV REBUILD	Electric Transmission	Cooley	RE
556	A.0000424.143.001.003	U08 INWE TAP IMC1 115KV REBUILD	Electric Transmission	Cooley	RE
557					
558	A.0000424.144.001.002	T38 IMC1-LSRI 115KV REBUILD	Electric Transmission	Cooley	RE
559	A.0000424.144.001.003	U08 IMC1 LSRI 115KV REBUILD	Electric Transmission	Cooley	RE
560					

Southwestern Public Service Company

Transmission Capital Additions for
July 1, 2017 through March 31, 2019

	(F)	(G)	(H)	(I)	(J)	(K)	(L)	(M)
Line No.	WBS Level 2 Number	WBS Level 2 Description	In-Service Date (year-month)	Additions to Plant-In-Service (July 1, 2017 - March 31, 2019)	XES Charges (Included in Column I)	Other Affiliate Charges (Included in Column I)	Total Affiliate Charges (Included in Column I)	Total Native Charges (Columns I less L) Within the Total Additions to Plant-in-Service Shown in Column (I)
526	A.0000424.088	Kiowa-Road Runner 345kV Line_U	2018-04	617,448.33	32,839.54	30.88	32,870.42	584,577.91
527	A.0000424.088 Total			617,448.33	32,839.54	30.88	32,870.42	584,577.91
528	A.0000424.089	Kiowa 345kVSub Road Runner Ter	2018-04	1,737,417.00	55,735.64	-	55,735.64	1,681,681.36
529	A.0000424.089 Total			1,737,417.00	55,735.64	-	55,735.64	1,681,681.36
530	A.0000424.091	Kiowa Sub Xfmr Bus/Potash Ter	2018-04	6,133,565.94	33,811.50	131.51	33,943.01	6,099,622.93
531	A.0000424.091 Total			6,133,565.94	33,811.50	131.51	33,943.01	6,099,622.93
532	A.0000424.093	Road Runner Sub 345kV Conv_UID	2018-04	2,611,864.24	105,925.37	104.40	106,029.77	2,505,834.47
533	A.0000424.093 Total			2,611,864.24	105,925.37	104.40	106,029.77	2,505,834.47
534	A.0000424.100	China Draw 115kV Sub WDraw Ter	2017-06	155,716.09	3,110.65	(2,649.57)	461.08	155,255.01
535	A.0000424.100 Total			155,716.09	3,110.65	(2,649.57)	461.08	155,255.01
536	A.0000424.102	W Draw 115kV Sub /C Draw Term_	2017-06	(304,687.91)	4,551.01	(4,818.76)	(267.75)	(304,420.16)
537	A.0000424.102 Total			(304,687.91)	4,551.01	(4,818.76)	(267.75)	(304,420.16)
538	A.0000424.104	China Draw-Wood Draw 115kV ROW	2015-10	18,060.17	7,851.02	-	7,851.02	10,209.15
539	A.0000424.104	China Draw-Wood Draw 115kV ROW	2018-10	13,251.45	-	-	-	13,251.45
540	A.0000424.104	China Draw-Wood Draw 115kV ROW	2017-06	376.33	353.45	-	353.45	22.88
541	A.0000424.104 Total			31,687.95	8,204.47	-	8,204.47	23,483.48
542	A.0000424.105	W-39 Reterm at Wood Draw_UID 5	2017-06	6,131.44	395.76	-	395.76	5,735.68
543	A.0000424.105 Total			6,131.44	395.76	-	395.76	5,735.68
544	A.0000424.120	N Loving-S Loving 115 kVROW	2018-01	711,810.76	153,352.64	-	153,352.64	558,458.12
545	A.0000424.120 Total			711,810.76	153,352.64	-	153,352.64	558,458.12
546	A.0000424.127	China Draw Sub SVC Sub	2016-06	(4.79)	-	-	-	(4.79)
547	A.0000424.127 Total			(4.79)	-	-	-	(4.79)
548	A.0000424.131	N. Loving 115kV terminal -Chin	2015-05	185.38	-	-	-	185.38
549	A.0000424.131 Total			185.38	-	-	-	185.38
550	A.0000424.136	Monument-Byrd 115kvRecond Line	2018-11	2,442,385.68	101,291.04	0.33	101,291.37	2,341,094.31
551	A.0000424.136 Total			2,442,385.68	101,291.04	0.33	101,291.37	2,341,094.31
552	A.0000424.137	Monument-Byrd ROW	2016-11	(14,051.71)	(4,428.67)	-	(4,428.67)	(9,623.04)
553	A.0000424.137	Monument-Byrd ROW	2017-12	1,051,894.10	46,273.65	-	46,273.65	1,005,620.45
554	A.0000424.137 Total			1,037,842.39	41,844.98	-	41,844.98	995,997.41
555	A.0000424.143	IMC1-Intrepid West 115kv Recd	2017-10	(0.00)	(836.35)	-	(836.35)	836.35
556	A.0000424.143	IMC1-Intrepid West 115kv Recd	2019-03	2,469,157.03	194.49	-	194.49	2,468,962.54
557	A.0000424.143 Total			2,469,157.03	(641.86)	-	(641.86)	2,469,798.89
558	A.0000424.144	OPIE Potash-Livingston Ridge	2017-10	(428.35)	(1,301.20)	-	(1,301.20)	872.85
559	A.0000424.144	OPIE Potash-Livingston Ridge	2019-03	3,901,990.48	9,051.49	-	9,051.49	3,892,938.99
560	A.0000424.144 Total			3,901,562.13	7,750.29	-	7,750.29	3,893,811.84

Southwestern Public Service Company

Transmission Capital Additions for
July 1, 2017 through March 31, 2019

	(A)	(B)	(C)	(D)	(E)
Line No.	**WBS Level 4 Number**	**WBS Level 4 Description**	**Asset Class**	**Witness**	**Project Category**
561	A.0000424.154.001.003	W96 Custer Mountain to Whitten ROW	Electric Transmission	Cooley	RE
562					
563	A.0000424.155.001.002	W 96 CUST WHTN 115KV 4MI REBLD	Electric Transmission	Cooley	RE
564					
565	A.0000424.157.001.002	WHITTEN TERMINAL UPGR FOR CUSTER MT	Electric Transmission	Cooley	RE
566					
567	A.0000424.159.001.002	NORTH LOVING TO CHINA DRAW J22 ROW	Electric Transmission	Cooley	RE
568					
569	A.0000424.160.001.001	KIOWA - 345KV LINE TERMINAL TO N LO	Electric Transmission	Cooley	RE
570					
571	A.0000424.163.001.002	N LOVING 345KV CHINA DRAW KIOWA TE	Electric Transmission	Cooley	RE
572					
573	A.0000424.165.001.002	NORTH LOVING - 345/115KV TRANSFORME	Electric Transmission	Cooley	RE
574					
575	A.0000424.167.001.002	CHINA DRAW 345KV NORTH LOVING TERMI	Electric Transmission	Cooley	RE
576					
577	A.0000424.169.001.003	CHINA DRAW - 345/115KV TRANSFORMER	Electric Transmission	Cooley	RE
578					
579	A.0000424.174.001.001	NORTH LOVING 115KV TO HOPI	Electric Transmission	Cooley	RE
580					
581	A.0000424.177.001.001	HOPI 115 KV TO PECOS TAM	Electric Transmission	Cooley	RE
582					
583	A.0000424.183.001.001	J-16 PTJU-RDRN 345KV NEW 40.4 MILE	Electric Transmission	Cooley	RE
584					
585	A.0000424.187.001.001	J-16 Potash Junction to Roadrunner,	Electric Transmission	Cooley	RE
586					
587	A.0000424.194.001.001	PECOS -115KV BREAKER & 1/2 CONVERS	Electric Transmission	Cooley	LI
588					
589	A.0000424.196.001.001	EDDY CO - REPLACE 115KV RELAYING TO	Electric Transmission	Cooley	LI
590					
591	A.0000424.224.001.001	POTASH KIOWA U10 ROW	Electric Transmission	Cooley	RE
592					
593	A.0000424.225.001.001	ROADRUNNER KIOWA J23 ROW	Electric Transmission	Cooley	RE
594					
595	A.0000424.226.001.001	OPIE Potash Livingston Ridge ReCon	Electric Transmission	Cooley	RE

Southwestern Public Service Company

Transmission Capital Additions for
July 1, 2017 through March 31, 2019

	(F)	(G)	(H)	(I)	(J)	(K)	(L)	(M)
Line No.	WBS Level 2 Number	WBS Level 2 Description	In-Service Date (year-month)	Additions to Plant-In-Service (July 1, 2017 - March 31, 2019)	XES Charges (Included in Column I)	Other Affiliate Charges (Included in Column I)	Total Affiliate Charges (Included in Column I)	Total Native Charges (Columns I less L) Within the Total Additions to Plant-in-Service Shown in Column (I)
561	A.0000424.154	Custer Mt-Whitten ROW	2017-04	4,529.17	4,316.41	-	4,316.41	212.76
562	A.0000424.154 Total			4,529.17	4,316.41	-	4,316.41	212.76
563	A.0000424.155	Custer Mt-Whitten Rebuild Line	2017-12	1,445,371.24	24,842.08	(1.28)	24,840.80	1,420,530.44
564	A.0000424.155 Total			1,445,371.24	24,842.08	(1.28)	24,840.80	1,420,530.44
565	A.0000424.157	Whitten Sub Terminal Upgrades	2018-01	464,711.92	14,355.23	0.35	14,355.58	450,356.34
566	A.0000424.157 Total			464,711.92	14,355.23	0.35	14,355.58	450,356.34
567	A.0000424.159	N Loving-China Draw 345kV ROW_	2017-12	44,535.82	1,215.54	-	1,215.54	43,320.28
568	A.0000424.159 Total			44,535.82	1,215.54	-	1,215.54	43,320.28
569	A.0000424.160	Kiowa 345kV Sub N Loving Term_	2018-05	1,916,370.50	32,899.61	0.08	32,899.69	1,883,470.81
570	A.0000424.160 Total			1,916,370.50	32,899.61	0.08	32,899.69	1,883,470.81
571	A.0000424.163	N Loving Sub Kiowa/C Draw Term	2018-05	5,426,929.62	63,585.50	74.39	63,659.89	5,363,269.73
572	A.0000424.163 Total			5,426,929.62	63,585.50	74.39	63,659.89	5,363,269.73
573	A.0000424.165	N Loving Sub Xfmr 345kV/115kV_	2018-05	6,809,314.01	22,808.35	2,558.88	25,367.23	6,783,946.78
574	A.0000424.165 Total			6,809,314.01	22,808.35	2,558.88	25,367.23	6,783,946.78
575	A.0000424.167	C Draw 345kV Sub N Loving Term	2018-05	6,154,882.25	77,991.93	11.12	78,003.05	6,076,879.20
576	A.0000424.167 Total			6,154,882.25	77,991.93	11.12	78,003.05	6,076,879.20
577	A.0000424.169	C Draw Sub Xmfr 345kV/115kV_UI	2018-05	5,434,105.62	198,072.26	186.44	198,258.70	5,235,846.92
578	A.0000424.169 Total			5,434,105.62	198,072.26	186.44	198,258.70	5,235,846.92
579	A.0000424.174	North Loving 115kV Bkr Ring Su	2017-10	1,898,459.00	24,401.07	29.29	24,430.36	1,874,028.64
580	A.0000424.174 Total			1,898,459.00	24,401.07	29.29	24,430.36	1,874,028.64
581	A.0000424.177	Hopi Breaker Install Pecos Ter	2017-11	583,883.32	6,861.02	(1.85)	6,859.17	577,024.15
582	A.0000424.177 Total			583,883.32	6,861.02	(1.85)	6,859.17	577,024.15
583	A.0000424.183	Intercont Potash Conn 230kV Li	2015-10	18,313.21	2,224.94	-	2,224.94	16,088.27
584	A.0000424.183 Total			18,313.21	2,224.94	-	2,224.94	16,088.27
585	A.0000424.187	Potash to West Jal 230kV ROW	2015-03	24.72	-	-	-	24.72
586	A.0000424.187 Total			24.72	-	-	-	24.72
587	A.0000424.194	Pecos Dist Add/115kV Breaker a	2015-09	(48,546.42)	-	-	-	(48,546.42)
588	A.0000424.194 Total			(48,546.42)	-	-	-	(48,546.42)
589	A.0000424.196	Eddy Co. Relay Sub	2015-11	11,522.59	-	-	-	11,522.59
590	A.0000424.196 Total			11,522.59	-	-	-	11,522.59
591	A.0000424.224	Potash Kiowa U10 ROW	2017-04	50.01	49.98	-	49.98	0.03
592	A.0000424.224 Total			50.01	49.98	-	49.98	0.03
593	A.0000424.225	Roadrunner Kiowa J23 ROW	2017-12	2,829.89	2,826.35	-	2,826.35	3.54
594	A.0000424.225 Total			2,829.89	2,826.35	-	2,826.35	3.54
595	A.0000424.226	OPIE Potash Livingston Ridge ROW	2017-12	223,632.79	40,093.34	(240.85)	39,852.49	183,780.30

Southwestern Public Service Company

Transmission Capital Additions for
July 1, 2017 through March 31, 2019

	(A)	(B)	(C)	(D)	(E)
Line No.	**WBS Level 4 Number**	**WBS Level 4 Description**	**Asset Class**	**Witness**	**Project Category**
596					
597	A.0000424.232.001.001	S Brush 115kV Sub Liv Rid Line Term	Electric Transmission	Cooley	RE
598					
599	A.0000426.004.001.001	COX - LINE TERMINAL TO KISER	Electric Transmission	Cooley	RE
600					
601	A.0000427.001.001.130	W24 MOCO-LSLY 115KV GIST3 LINE CAPA	Electric Transmission	Cooley	SR
602	A.0000427.001.001.148	K63 AMSO-SWCO 230KV LC REPL 361	Electric Transmission	Cooley	SR
603	A.0000427.001.001.044	V-79 BORGER W TAP TO BORGER W STA 1	Electric Transmission	Cooley	SR
604	A.0000427.001.001.062	K21 PLANT X TO DEAF SMITH 230KV REP	Electric Transmission	Cooley	SR
605					
606	A.0000427.003.001.004	V-32 TXCO-SLV32 115KV LINE CAPACITY	Electric Transmission	Cooley	SR
607					
608	A.0000427.007.001.001	W20 ARTE EGCK 115KV LND WRKS LN CAP	Electric Transmission	Cooley	SR
609					
610	A.0000427.014.001.001	K21 Clearance Violations	Electric Transmission	Cooley	SR
611					
612	A.0000460.001.001.001	GRAHAM - REPL 115-69KV XFMR	Electric Transmission	Cooley	RE
613					
614	A.0000463.001.001.002	W66 KLGR TP-POSO 115KV NEW LINE	Electric Transmission	Cooley	RE
615					
616	A.0000463.002.001.001	PORTALES - 115KV BUS REBUILD TO BHB	Electric Transmission	Cooley	RE
617					
618	A.0000463.003.001.001	GREYHOUND - NEW 115-12.47KV SUB LIN	Electric Transmission	Cooley	RE
619					
620	A.0000463.005.001.001	ROOSEVELT - T33 PORTALES 115KV LINE	Electric Transmission	Cooley	RE
621					
622	A.0000463.006.001.001	OASIS - T32 PORTALES 115KV LINE REL	Electric Transmission	Cooley	RE
623					
624	A.0000463.007.001.001	T32 POTL-OASI 115KV POTL RETERM	Electric Transmission	Cooley	RE
625					
626	A.0000463.009.001.001	W66 POTL-KLGR 115KV POTL RETERM	Electric Transmission	Cooley	RE
627					
628	A.0000463.011.001.002	KILGORE SOUTH PORTALES ROW	Electric Transmission	Cooley	RE
629					
630	A.0000463.013.001.001	U02 Market St Portales Greyhound RO	Electric Transmission	Cooley	RE

Southwestern Public Service Company

Transmission Capital Additions for
July 1, 2017 through March 31, 2019

	(F)	(G)	(H)	(I)	(J)	(K)	(L)	(M)
Line No.	WBS Level 2 Number	WBS Level 2 Description	In-Service Date (year-month)	Additions to Plant-In-Service (July 1, 2017 - March 31, 2019)	XES Charges (Included in Column I)	Other Affiliate Charges (Included in Column I)	Total Affiliate Charges (Included in Column I)	Total Native Charges (Columns I less L) Within the Total Additions to Plant-in-Service Shown in Column (I)
596	A.0000424.226 Total			223,632.79	40,093.34	(240.85)	39,852.49	183,780.30
597	A.0000424.232	S Brush 115kV Sub Liv Line Terminal	2017-10	491,565.28	310.99	-	310.99	491,254.29
598	A.0000424.232 Total			491,565.28	310.99	-	310.99	491,254.29
599	A.0000426.004	Plainview City Exp, Cox, Sub	2014-03	(171,541.11)	-	-	-	(171,541.11)
600	A.0000426.004 Total			(171,541.11)	-	-	-	(171,541.11)
601	A.0000427.001	SPS Line Capacity Line	2015-10	(175.84)	-	(1.24)	(1.24)	(174.60)
602	A.0000427.001	SPS Line Capacity Line	2015-11	12.06	-	-	-	12.06
603	A.0000427.001	SPS Line Capacity Line	2016-12	(375.91)	-	-	-	(375.91)
604	A.0000427.001	SPS Line Capacity Line	2015-08	162.59	97.23	-	97.23	65.36
605	A.0000427.001 Total			(377.10)	97.23	(1.24)	95.99	(473.09)
606	A.0000427.003	Lidar Oklahoma SPS Line	2015-09	19.68	-	-	-	19.68
607	A.0000427.003 Total			19.68	-	-	-	19.68
608	A.0000427.007	W20_Line Capacity Work	2016-12	279,704.81	-	-	-	279,704.81
609	A.0000427.007 Total			279,704.81	-	-	-	279,704.81
610	A.0000427.014	K21 Clearance Violations	2018-09	236,935.33	1,595.43	-	1,595.43	235,339.90
611	A.0000427.014 Total			236,935.33	1,595.43	-	1,595.43	235,339.90
612	A.0000460.001	Graham Intg. 115/69 Xfmr Upgra	2015-12	(5,811.79)	-	-	-	(5,811.79)
613	A.0000460.001 Total			(5,811.79)	-	-	-	(5,811.79)
614	A.0000463.001	Portales 115kV Loop Line	2018-02	4,102,311.43	55,577.08	(8.18)	55,568.90	4,046,742.53
615	A.0000463.001 Total			4,102,311.43	55,577.08	(8.18)	55,568.90	4,046,742.53
616	A.0000463.002	Portales Interchange Sub	2018-02	7,807,109.81	46,648.51	23.34	46,671.85	7,760,437.96
617	A.0000463.002 Total			7,807,109.81	46,648.51	23.34	46,671.85	7,760,437.96
618	A.0000463.003	Market St. Substation	2018-02	942,146.05	13,440.02	0.06	13,440.08	928,705.97
619	A.0000463.003 Total			942,146.05	13,440.02	0.06	13,440.08	928,705.97
620	A.0000463.005	Roosevelt T-33 Relay Upgrade S	2017-11	351,794.96	1,305.82	(137.42)	1,168.40	350,626.56
621	A.0000463.005 Total			351,794.96	1,305.82	(137.42)	1,168.40	350,626.56
622	A.0000463.006	Oasis T-32 Relay Upgrade Sub	2018-02	326,068.97	4,951.22	-	4,951.22	321,117.75
623	A.0000463.006 Total			326,068.97	4,951.22	-	4,951.22	321,117.75
624	A.0000463.007	Oasis-Portales T-32 Reterm Lin	2018-02	54,120.16	1,232.95	-	1,232.95	52,887.21
625	A.0000463.007 Total			54,120.16	1,232.95	-	1,232.95	52,887.21
626	A.0000463.009	Kilgore-Portales Reterm Line	2017-11	592,032.98	198.08	-	198.08	591,834.90
627	A.0000463.009 Total			592,032.98	198.08	-	198.08	591,834.90
628	A.0000463.011	Kilgore-South Portales ROW	2016-11	224,449.06	50,134.69	-	50,134.69	174,314.37
629	A.0000463.011 Total			224,449.06	50,134.69	-	50,134.69	174,314.37
630	A.0000463.013	Market St.-Portales ROW	2016-12	4,448.70	4,550.81	(5.45)	4,545.36	(96.66)

Southwestern Public Service Company

Transmission Capital Additions for
July 1, 2017 through March 31, 2019

	(A)	(B)	(C)	(D)	(E)
Line No.	**WBS Level 4 Number**	**WBS Level 4 Description**	**Asset Class**	**Witness**	**Project Category**
631	A.0000463.013.001.002	PORTALES TO GREYHOUND U 02 ROW	Electric Transmission	Cooley	RE
632					
633	A.0000463.015.001.002	KILGORE SOUTH PORTALES ROW	Electric Transmission	Cooley	RE
634	A.0000463.015.001.003	SOUTH PORTALES TO MARKET ST ROW	Electric Transmission	Cooley	RE
635	A.0000463.015.001.004	Greyhound-Portales South ROW	Electric Transmission	Cooley	RE
636					
637	A.0000463.016.001.001	T33 POTL-RVCO 115KV POTL RETERM	Electric Transmission	Cooley	RE
638					
639	A.0000467.001.001.001	W-28 OCHILTREE TO COLE 115KV LINE R	Electric Transmission	Cooley	RE
640					
641	A.0000467.008.001.001	COLE 115KV OCHILTREE LINE TERMINAL	Electric Transmission	Cooley	RE
642					
643	A.0000469.015.001.002	Z-64,MLR,REHAB,SCHLD,REPL EOL ARMS	Electric Transmission	Cooley	SR
644	A.0000469.015.001.004	Z263 MLR REHAB SCHLD REPL EOL ARMS	Electric Transmission	Cooley	SR
645					
646	A.0000469.016.001.001	V-78,UPW,REHAB,UNSCHLD,REPL EOL ARM	Electric Transmission	Cooley	SR
647					
648	A.0000481.011.001.002	INK BASIN SUBSTATION LAND	Electric Transmission	Cooley	RE
649					
650	A.0000481.012.001.001	PURCH 250MVA TF COMPANY RESERVE	Electric Transmission	Cooley	RE
651					
652	A.0000488.002.001.002	W95 RDRN CUST 115KV NW LN ARND OCHO	Electric Transmission	Cooley	RE
653					
654	A.0000488.003.001.002	U07 RDRN OCHO 115KV RETERM AT RDRN	Electric Transmission	Cooley	RE
655					
656	A.0000488.004.001.002	ROADRUNNER UPGRADE TERMINAL TO AGAV	Electric Transmission	Cooley	RE
657					
658	A.0000488.007.001.002	ROADRUNNER TO AGAVE U06 ROW	Electric Transmission	Cooley	RE
659					
660	A.0000489.003.001.002	KISER INSTALL CAPACITOR BANK	Electric Transmission	Cooley	RE
661	A.0000489.003.001.003	KISER INSTALL CAPACITOR BANK	Electric Transmission	Cooley	RE
662					
663	A.0000494.001.001.002	SEMINOLE INTG REPL EAST 230115KV XF	Electric Transmission	Cooley	RE
664					
665	A.0000499.004.001.002	T06 ELR REHAB SCHLD REP EOL ARMS P	Electric Transmission	Cooley	SR

Southwestern Public Service Company

Transmission Capital Additions for
July 1, 2017 through March 31, 2019

	(F)	(G)	(H)	(I)	(J)	(K)	(L)	(M)
Line No.	WBS Level 2 Number	WBS Level 2 Description	In-Service Date (year-month)	Additions to Plant-In-Service (July 1, 2017 - March 31, 2019)	XES Charges (Included in Column I)	Other Affiliate Charges (Included in Column I)	Total Affiliate Charges (Included in Column I)	Total Native Charges (Columns I less L) Within the Total Additions to Plant-in-Service Shown in Column (I)
631	A.0000463.013	Market St.-Portales ROW	2017-09	17,382.83	555.22	-	555.22	16,827.61
632	A.0000463.013 Total			21,831.53	5,106.03	(5.45)	5,100.58	16,730.95
633	A.0000463.015	Market St.-South Portales ROW	2017-12	27,894.93	-	-	-	27,894.93
634	A.0000463.015	Market St.-South Portales ROW	2017-10	403,656.39	169,004.03	25.66	169,029.69	234,626.70
635	A.0000463.015	Market St.-South Portales ROW	2018-12	49,795.53	1,758.03	-	1,758.03	48,037.50
636	A.0000463.015 Total			481,346.85	170,762.06	25.66	170,787.72	310,559.13
637	A.0000463.016	Roosevelt-Portales T-33 Reterm	2017-10	235,727.98	-	-	-	235,727.98
638	A.0000463.016 Total			235,727.98	-	-	-	235,727.98
639	A.0000467.001	W28 Rebuild/Recon Ochiltree-Co	2015-11	0.05	-	-	-	0.05
640	A.0000467.001 Total			0.05	-	-	-	0.05
641	A.0000467.008	W28-Recond115 kV Ochiltree-Col	2015-11	(760.30)	-	-	-	(760.30)
642	A.0000467.008 Total			(760.30)	-	-	-	(760.30)
643	A.0000469.015	SPS Major Line Refurb 69kV TX 2016	2018-05	(10.72)	-	-	-	(10.72)
644	A.0000469.015	SPS Major Line Refurb 69kV TX 2016	2019-03	1,692,119.60	6,917.33	-	6,917.33	1,685,202.27
645	A.0000469.015 Total			1,692,108.88	6,917.33	-	6,917.33	1,685,191.55
646	A.0000469.016	SPS Major Line Refurb 115kV NM 2016	2016-05	(26,555.27)	-	-	-	(26,555.27)
647	A.0000469.016 Total			(26,555.27)	-	-	-	(26,555.27)
648	A.0000481.011	New Ink Basin 230/115kV Substation	2017-10	163,971.46	1,113.79	-	1,113.79	162,857.67
649	A.0000481.011 Total			163,971.46	1,113.79	-	1,113.79	162,857.67
650	A.0000481.012	New 230/115kV Transformer	2018-12	1,910,284.12	3,894.07	-	3,894.07	1,906,390.05
651	A.0000481.012 Total			1,910,284.12	3,894.07	-	3,894.07	1,906,390.05
652	A.0000488.002	W95 Extend to RDRN	2017-04	7,609.77	644.53	-	644.53	6,965.24
653	A.0000488.002 Total			7,609.77	644.53	-	644.53	6,965.24
654	A.0000488.003	OXAG To RDRN 115kV T-Line	2017-03	2,083.27	1,490.34	-	1,490.34	592.93
655	A.0000488.003 Total			2,083.27	1,490.34	-	1,490.34	592.93
656	A.0000488.004	RDRN 115kV Line Terminal Upgrade	2017-03	146,799.52	24,082.86	0.11	24,082.97	122,716.55
657	A.0000488.004 Total			146,799.52	24,082.86	0.11	24,082.97	122,716.55
658	A.0000488.007	RDRN-OCHOA/AGAVE T-Line ROW	2017-04	3,566.03	3,564.39	-	3,564.39	1.64
659	A.0000488.007 Total			3,566.03	3,564.39	-	3,564.39	1.64
660	A.0000489.003	Install Capacitor Bank at Kiser Sub	2018-12	2.73	(80.79)	-	(80.79)	83.52
661	A.0000489.003	Install Capacitor Bank at Kiser Sub	2018-04	173,966.90	3,129.13	-	3,129.13	170,837.77
662	A.0000489.003 Total			173,969.63	3,048.34	-	3,048.34	170,921.29
663	A.0000494.001	Seminole Xfmr 1	2018-12	3,024,673.01	30,662.19	24.00	30,686.19	2,993,986.82
664	A.0000494.001 Total			3,024,673.01	30,662.19	24.00	30,686.19	2,993,986.82
665	A.0000499.004	Line ELR SPS 2016 Line	2016-10	103,569.00	-	4.06	4.06	103,564.94

Southwestern Public Service Company

Transmission Capital Additions for
July 1, 2017 through March 31, 2019

	(A)	(B)	(C)	(D)	(E)
Line No.	WBS Level 4 Number	WBS Level 4 Description	Asset Class	Witness	Project Category
666	A.0000499.004.001.005	V09 ELR REHAB SCHLD REPL ARMS POLE	Electric Transmission	Cooley	SR
667					
668	A.0000499.011.001.004	W62 CUCO-PLHL SCHLD MAINT ELR	Electric Transmission	Cooley	SR
669	A.0000499.011.001.005	W63 PLHL-NRTN SCHLD MAINT ELR	Electric Transmission	Cooley	SR
670	A.0000499.011.001.006	W64 PLHL-FEC3 SCHLD MAINT ELR	Electric Transmission	Cooley	SR
671	A.0000499.011.001.007	U12 LENA-MADX SCHLD MAINT ELR	Electric Transmission	Cooley	SR
672	A.0000499.011.001.008	W58 NRTN - LOPZ SCHLD MAINT ELR	Electric Transmission	Cooley	SR
673	A.0000499.011.001.009	T33 ELR REHAB SCHLD REPL EOL ARMS	Electric Transmission	Cooley	SR
674	A.0000499.011.001.011	V18 ELR SCHLD REPL EOL ARMS AND POL	Electric Transmission	Cooley	SR
675	A.0000499.011.001.002	T38LeakageMonitorInstal	Electric Transmission	Cooley	SR
676	A.0000499.011.001.010	T13 ELR REHAB SCHLD REPL ARMS POLES	Electric Transmission	Cooley	SR
677					
678	A.0000499.012.001.001	Z46ELR REHAB SCHLD REPL EOL ARMS P	Electric Transmission	Cooley	SR
679	A.0000499.012.001.003	Y99 DNVR CTY - DNVR CTY SCHLD MAIN	Electric Transmission	Cooley	SR
680					
681	A.0000499.013.001.001	V80 DNCY - WAITS SCHLD MAINT ELR	Electric Transmission	Cooley	SR
682	A.0000499.013.001.002	T58 CARG-HFRD SCHLD MAINT ELR	Electric Transmission	Cooley	SR
683	A.0000499.013.001.003	T65 CRCO-FLCO SCHLD MAINT ELR	Electric Transmission	Cooley	SR
684	A.0000499.013.001.006	V29 ELR REHAB SCHLD REPL EOL ARMS P	Electric Transmission	Cooley	SR
685	A.0000499.013.001.007	T53 ELR REHAB SCHLD REPL EOL ARMS P	Electric Transmission	Cooley	SR
686	A.0000499.013.001.010	T49 ELR SCHLD REPL EOL ARMS AND POL	Electric Transmission	Cooley	SR
687	A.0000499.013.001.011	T47 ELR SCHLD REPL EOL ARMS AND POL	Electric Transmission	Cooley	SR
688	A.0000499.013.001.012	T08 ELR SCHLD REPL EOL ARMS	Electric Transmission	Cooley	SR
689	A.0000499.013.001.013	V491 ELR SCHLD REPL EOL ARMS POLES	Electric Transmission	Cooley	SR
690	A.0000499.013.001.008	V14 ELR REHAB SCHLD REPL EOL ARMS	Electric Transmission	Cooley	SR
691					
692	A.0000499.015.001.003	K21ELRREHABUNSCHLDREPL DAMG ARMS P	Electric Transmission	Cooley	SR
693	A.0000499.015.001.004	K18ELR REHAB SCHLD REPL ARMS POLES	Electric Transmission	Cooley	SR
694	A.0000499.015.001.006	K63 AMA S - SWISHER SCHLD MAINT E	Electric Transmission	Cooley	SR
695	A.0000499.015.001.008	K06 NICOLS - HUTCH SCHLD MAINT EL	Electric Transmission	Cooley	SR
696	A.0000499.015.001.009	K43 ELR REHAB SCHLD REPL ARMS AND P	Electric Transmission	Cooley	SR
697					
698	A.0000499.018.001.001	V32 TXCO-WPLK SCHLD MAINT ELR	Electric Transmission	Cooley	SR
699					
700	A.0000511.001.001.002	K99 CATG-WOLF 230KV NEW LINE	Electric Transmission	Cooley	RE

Southwestern Public Service Company

Transmission Capital Additions for
July 1, 2017 through March 31, 2019

	(F)	(G)	(H)	(I)	(J)	(K)	(L)	(M)
Line No.	WBS Level 2 Number	WBS Level 2 Description	In-Service Date (year-month)	Additions to Plant-In-Service (July 1, 2017 - March 31, 2019)	XES Charges (Included in Column I)	Other Affiliate Charges (Included in Column I)	Total Affiliate Charges (Included in Column I)	Total Native Charges (Columns I less L) Within the Total Additions to Plant-in-Service Shown in Column (I)
666	A.0000499.004	Line ELR SPS 2016 Line	2016-12	155.75	165.86	-	165.86	(10.11)
667	A.0000499.004 Total			103,724.75	165.86	4.06	169.92	103,554.83
668	A.0000499.011	SPS ELR 115kV NM 2016	2017-12	906,178.67	-	-	-	906,178.67
669	A.0000499.011	SPS ELR 115kV NM 2016	2017-12	2,134,863.77	-	-	-	2,134,863.77
670	A.0000499.011	SPS ELR 115kV NM 2016	2017-12	296,115.49	-	-	-	296,115.49
671	A.0000499.011	SPS ELR 115kV NM 2016	2018-08	1,933,580.90	-	-	-	1,933,580.90
672	A.0000499.011	SPS ELR 115kV NM 2016	2018-05	595,813.28	-	-	-	595,813.28
673	A.0000499.011	SPS ELR 115kV NM 2016	2017-12	147,946.11	-	-	-	147,946.11
674	A.0000499.011	SPS ELR 115kV NM 2016	2018-09	1,785,715.33	-	-	-	1,785,715.33
675	A.0000499.011	SPS ELR 115kV NM 2016	2018-08	(48.77)	-	-	-	(48.77)
676	A.0000499.011	SPS ELR 115kV NM 2016	2019-03	1,076,053.54	-	-	-	1,076,053.54
677	A.0000499.011 Total			8,876,218.32	-	-	-	8,876,218.32
678	A.0000499.012	SPS ELR 69kV TX 2016	2016-12	280,220.30	-	-	-	280,220.30
679	A.0000499.012	SPS ELR 69kV TX 2016	2017-11	2,366,046.64	90.13	-	90.13	2,365,956.51
680	A.0000499.012 Total			2,646,266.94	90.13	-	90.13	2,646,176.81
681	A.0000499.013	SPS ELR 115kV TX 2016	2017-10	1,062,293.88	-	-	-	1,062,293.88
682	A.0000499.013	SPS ELR 115kV TX 2016	2018-05	890,524.96	934.72	-	934.72	889,590.24
683	A.0000499.013	SPS ELR 115kV TX 2016	2018-05	2,610,520.71	84.13	-	84.13	2,610,436.58
684	A.0000499.013	SPS ELR 115kV TX 2016	2017-12	4,706,052.60	33,632.30	-	33,632.30	4,672,420.30
685	A.0000499.013	SPS ELR 115kV TX 2016	2018-05	528,727.32	-	-	-	528,727.32
686	A.0000499.013	SPS ELR 115kV TX 2016	2018-11	2,341,451.46	256.37	-	256.37	2,341,195.09
687	A.0000499.013	SPS ELR 115kV TX 2016	2018-09	1,474,297.01	-	-	-	1,474,297.01
688	A.0000499.013	SPS ELR 115kV TX 2016	2018-09	206,545.04	-	-	-	206,545.04
689	A.0000499.013	SPS ELR 115kV TX 2016	2018-09	484,815.86	-	-	-	484,815.86
690	A.0000499.013	SPS ELR 115kV TX 2016	2019-03	2,408,476.90	-	-	-	2,408,476.90
691	A.0000499.013 Total			16,713,705.74	34,907.52	-	34,907.52	16,678,798.22
692	A.0000499.015	SPS 230kV ELR TX 2016	2017-02	(248,134.27)	993.06	-	993.06	(249,127.33)
693	A.0000499.015	SPS 230kV ELR TX 2016	2016-11	631,603.56	-	-	-	631,603.56
694	A.0000499.015	SPS 230kV ELR TX 2016	2017-12	2,799,676.31	-	-	-	2,799,676.31
695	A.0000499.015	SPS 230kV ELR TX 2016	2018-10	796,601.84	-	-	-	796,601.84
696	A.0000499.015	SPS 230kV ELR TX 2016	2018-05	1,046,159.67	844.98	-	844.98	1,045,314.69
697	A.0000499.015 Total			5,025,907.11	1,838.04	-	1,838.04	5,024,069.07
698	A.0000499.018	Line ELR SPS OK 115kV	2018-05	601,493.86	103.57	-	103.57	601,390.29
699	A.0000499.018 Total			601,493.86	103.57	-	103.57	601,390.29
700	A.0000511.001	Carlisle to Wolfforth 230 kVLi	2017-11	8,896,901.71	185,269.39	29,798.86	215,068.25	8,681,833.46

Southwestern Public Service Company

Transmission Capital Additions for
July 1, 2017 through March 31, 2019

	(A)	(B)	(C)	(D)	(E)
Line No.	**WBS Level 4 Number**	**WBS Level 4 Description**	**Asset Class**	**Witness**	**Project Category**
701					
702	A.0000511.003.001.001	CARLISLE INTERCHANGE 230KV RING BUS	Electric Transmission	Cooley	RE
703					
704	A.0000511.004.001.001	WOLFFORTH INTERCHANGE 230KV RING BU	Electric Transmission	Cooley	RE
705					
706	A.0000511.008.001.002	CARLISLE TO WOLFFORTH K99 ROW	Electric Transmission	Cooley	RE
707	A.0000511.008.001.003	K99 ROW 2018	Electric Transmission	Cooley	RE
708					
709	A.0000511.009.001.003	K10 LBSO WOLF 230KV WOLF RETERM	Electric Transmission	Cooley	RE
710					
711	A.0000511.015.001.002	K24 CATG TUCO 230KV CATG RETERM	Electric Transmission	Cooley	RE
712					
713	A.0000511.016.001.003	K02 SNDW WOLF 230KV WOLF RETERM	Electric Transmission	Cooley	RE
714					
715	A.0000511.020.001.001	LUBBOCK SOUTH TO WOLFFORTH RELAY UP	Electric Transmission	Cooley	RE
716					
717	A.0000511.021.001.001	SUNDOWN TO WOLFFORTH RELAY UPGRADE	Electric Transmission	Cooley	RE
718					
719	A.0000511.022.001.001	TUCO TO CARLISLE RELAY UPGRADE	Electric Transmission	Cooley	RE
720					
721	A.0000511.026.001.001	K39 CATG RETERM LPL 230KV	Electric Transmission	Cooley	RE
722					
723	A.0000513.002.001.001	Castro Co Breaker 8829 Replacement	Electric Transmission	Cooley	RE
724					
725	A.0000513.004.001.001	Denver City Breaker W970 Replacemen	Electric Transmission	Cooley	RE
726					
727	A.0000513.005.001.001	Denver City Breaker W900 Replacemen	Electric Transmission	Cooley	RE
728					
729	A.0000514.003.001.001	ROCKY POINT RPL 69KV DISCNNCT SWITC	Electric Transmission	Cooley	SR
730					
731	A.0000519.001.001.001	ROOSEVELT - 230KV DOUBLE BUS EXPANS	Electric Transmission	Cooley	RE
732					
733	A.0000519.004.001.001	OASIS - K51 ROOSEVELT 230KV LINE RE	Electric Transmission	Cooley	RE
734					
735	A.0000522.001.001.002	T26 REBUILD OF STR 236 TO CHAVES	Electric Transmission	Cooley	RE

Southwestern Public Service Company

Transmission Capital Additions for
July 1, 2017 through March 31, 2019

	(F)	(G)	(H)	(I)	(J)	(K)	(L)	(M)
Line No.	WBS Level 2 Number	WBS Level 2 Description	In-Service Date (year-month)	Additions to Plant-In-Service (July 1, 2017 - March 31, 2019)	XES Charges (Included in Column I)	Other Affiliate Charges (Included in Column I)	Total Affiliate Charges (Included in Column I)	Total Native Charges (Columns I less L) Within the Total Additions to Plant-in-Service Shown in Column (I)
701	A.0000511.001 Total			8,896,901.71	185,269.39	29,798.86	215,068.25	8,681,833.46
702	A.0000511.003	Carlisle to Wofforth Carlisle	2018-04	8,172,345.27	83,493.01	34.26	83,527.27	8,088,818.00
703	A.0000511.003 Total			8,172,345.27	83,493.01	34.26	83,527.27	8,088,818.00
704	A.0000511.004	Carlisle to Wofforth Wolfforth	2017-11	5,977,200.62	386,273.48	1.70	386,275.18	5,590,925.44
705	A.0000511.004 Total			5,977,200.62	386,273.48	1.70	386,275.18	5,590,925.44
706	A.0000511.008	Carlisle to Wofforth ROW	2017-07	1,309,984.47	12,297.02	395.90	12,692.92	1,297,291.55
707	A.0000511.008	Carlisle to Wofforth ROW	2019-03	3,279.58	-	-	-	3,279.58
708	A.0000511.008 Total			1,313,264.05	12,297.02	395.90	12,692.92	1,300,571.13
709	A.0000511.009	Carl-Wolf K-10 Reterm at Wolf	2017-11	291,018.54	2,323.07	-	2,323.07	288,695.47
710	A.0000511.009 Total			291,018.54	2,323.07	-	2,323.07	288,695.47
711	A.0000511.015	Carl-Wolf K-24 Reterm at Carl	2018-02	362,349.60	8,847.07	(107.25)	8,739.82	353,609.78
712	A.0000511.015 Total			362,349.60	8,847.07	(107.25)	8,739.82	353,609.78
713	A.0000511.016	Carl-Wolf K-02 Reterm at Wolf	2017-11	245,286.25	2,263.10	-	2,263.10	243,023.15
714	A.0000511.016 Total			245,286.25	2,263.10	-	2,263.10	243,023.15
715	A.0000511.020	Carl-Wolf Lubbock S Relay at	2018-03	511,398.17	11,376.92	-	11,376.92	500,021.25
716	A.0000511.020 Total			511,398.17	11,376.92	-	11,376.92	500,021.25
717	A.0000511.021	Carl-Wolf Sundown Relay at Wo	2018-04	502,881.35	7,167.92	-	7,167.92	495,713.43
718	A.0000511.021 Total			502,881.35	7,167.92	-	7,167.92	495,713.43
719	A.0000511.022	Carl-Wolf Tuco Relay at Carl	2016-12	94,420.06	13,548.11	-	13,548.11	80,871.95
720	A.0000511.022 Total			94,420.06	13,548.11	-	13,548.11	80,871.95
721	A.0000511.026	K39 LPL Line Reterm at Carlisle	2018-02	623,545.85	9,127.50	-	9,127.50	614,418.35
722	A.0000511.026 Total			623,545.85	9,127.50	-	9,127.50	614,418.35
723	A.0000513.002	Castro Co Breaker 8829 Replacement	2018-11	333,142.16	5,457.23	-	5,457.23	327,684.93
724	A.0000513.002 Total			333,142.16	5,457.23	-	5,457.23	327,684.93
725	A.0000513.004	Denver City Breaker W970 Replacemen	2018-11	484,084.51	4,132.31	-	4,132.31	479,952.20
726	A.0000513.004 Total			484,084.51	4,132.31	-	4,132.31	479,952.20
727	A.0000513.005	Denver City Breaker W900 Replacemen	2018-10	567,129.80	10,091.84	-	10,091.84	557,037.96
728	A.0000513.005 Total			567,129.80	10,091.84	-	10,091.84	557,037.96
729	A.0000514.003	Rocky Point Switch Replmnt	2017-09	61,808.11	97.73	32.74	130.47	61,677.64
730	A.0000514.003 Total			61,808.11	97.73	32.74	130.47	61,677.64
731	A.0000519.001	Roosevelt County Substation	2018-06	9,502,265.16	5,747.03	(160.83)	5,586.20	9,496,678.96
732	A.0000519.001 Total			9,502,265.16	5,747.03	(160.83)	5,586.20	9,496,678.96
733	A.0000519.004	Oasis Relay Upgrade Sub	2018-06	418,995.50	101.50	-	101.50	418,894.00
734	A.0000519.004 Total			418,995.50	101.50	-	101.50	418,894.00
735	A.0000522.001	Capitan-Price 115 kV Line, Li	2017-11	633,654.94	34,708.91	-	34,708.91	598,946.03

Southwestern Public Service Company

Transmission Capital Additions for
July 1, 2017 through March 31, 2019

	(A)	(B)	(C)	(D)	(E)
Line No.	**WBS Level 4 Number**	**WBS Level 4 Description**	**Asset Class**	**Witness**	**Project Category**
736					
737	A.0000522.002.001.002	W99 CVCOCAPN NEW 13 MI LINE AND 18	Electric Transmission	Cooley	RE
738					
739	A.0000522.004.001.002	CAPITAN 115KV LINE UPGRADE	Electric Transmission	Cooley	RE
740	A.0000522.004.001.003	CAPITAN 115KV LINE UPGRADE	Electric Transmission	Cooley	RE
741					
742	A.0000522.006.001.001	W99 Chaves Co Capitan ROW	Electric Transmission	Cooley	RE
743	A.0000522.006.001.002	CAPITAN PRICE CHAVES W99 ROW	Electric Transmission	Cooley	RE
744					
745	A.0000522.009.001.001	Z09 BSHR PRIC 69KV STR REM STR REPL	Electric Transmission	Cooley	RE
746					
747	A.0000531.002.001.001	T-65 Floyd to Crosby,ROW	Electric Transmission	Cooley	RE
748					
749	A.0000532.002.001.001	RIVERVIEW - V31 LINE RELAY REPLACEM	Electric Transmission	Cooley	RE
750					
751	A.0000533.001.001.001	NICHOLS 115KV BFR TAM	Electric Transmission	Cooley	RE
752					
753	A.0000533.002.001.001	DUMAS 19TH - INSTALL 115KV BFR	Electric Transmission	Cooley	RE
754					
755	A.0000533.006.001.001	EAST PLANT - REPLACE RELAYING TO NI	Electric Transmission	Cooley	RE
756					
757	A.0000537.001.001.001	HITCHLAND-NEW 345 KV TERMINAL-GEN-2	Electric Transmission	Cooley	GI
758					
759	A.0000540.001.001.002	W92-EAGLE CREEK TO ATOKA-NEW 115KV	Electric Transmission	Cooley	RE
760					
761	A.0000540.003.001.001	ATOKA - ADD 115KV RING BUS - TAM	Electric Transmission	Cooley	RE
762					
763	A.0000540.004.001.001	SEVEN RIVERS 115KV T43 RELAY UPGRA	Electric Transmission	Cooley	RE
764					
765	A.0000540.005.001.001	EDDY COUNTY - ATOKA 115KV LINE RELA	Electric Transmission	Cooley	RE
766					
767	A.0000540.010.001.001	EDDY COUNTY W21 115KV CARRIER REPL	Electric Transmission	Cooley	RE
768					
769	A.0000540.016.001.002	W-92 Atoka-Eagle Creek ROW	Electric Transmission	Cooley	RE
770	A.0000540.016.001.001	W-92 Atoka to Eagle ROW	Electric Transmission	Cooley	RE

Southwestern Public Service Company

Transmission Capital Additions for
July 1, 2017 through March 31, 2019

	(F)	(G)	(H)	(I)	(J)	(K)	(L)	(M)
Line No.	WBS Level 2 Number	WBS Level 2 Description	In-Service Date (year-month)	Additions to Plant-In-Service (July 1, 2017 - March 31, 2019)	XES Charges (Included in Column I)	Other Affiliate Charges (Included in Column I)	Total Affiliate Charges (Included in Column I)	Total Native Charges (Columns I less L) Within the Total Additions to Plant-in-Service Shown in Column (I)
736	A.0000522.001 Total			633,654.94	34,708.91	-	34,708.91	598,946.03
737	A.0000522.002	Price-Chaves 115 kV Line Line	2017-11	8,229,172.85	65,732.52	(3,363.78)	62,368.74	8,166,804.11
738	A.0000522.002 Total			8,229,172.85	65,732.52	(3,363.78)	62,368.74	8,166,804.11
739	A.0000522.004	Chaves-Price-Capitan 115 kV Ca	2018-01	(1,814.09)	(13,738.64)	(240.18)	(13,978.82)	12,164.73
740	A.0000522.004	Chaves-Price-Capitan 115 kV Ca	2019-03	1,661,653.47	17,495.47	-	17,495.47	1,644,158.00
741	A.0000522.004 Total			1,659,839.38	3,756.83	(240.18)	3,516.65	1,656,322.73
742	A.0000522.006	Chaves-Price-Capitan 115 kV Li	2015-08	2,565.35	-	-	-	2,565.35
743	A.0000522.006	Chaves-Price-Capitan 115 kV Li	2017-06	16,898.95	16,890.42	-	16,890.42	8.53
744	A.0000522.006 Total			19,464.30	16,890.42	-	16,890.42	2,573.88
745	A.0000522.009	Z09 69kV Line Removal Trans	2017-12	1,807,411.56	9,421.54	-	9,421.54	1,797,990.02
746	A.0000522.009 Total			1,807,411.56	9,421.54	-	9,421.54	1,797,990.02
747	A.0000531.002	T65 Rebuild Floyd-Crosby, ROW	2018-01	18,237.56	-	-	-	18,237.56
748	A.0000531.002 Total			18,237.56	-	-	-	18,237.56
749	A.0000532.002	TPL BFR V31 Riverview Sub	2016-12	63,777.51	182.08	(71.29)	110.79	63,666.72
750	A.0000532.002 Total			63,777.51	182.08	(71.29)	110.79	63,666.72
751	A.0000533.001	Nichols 115kV BFR - Nichols Su	2016-07	(25,411.36)	-	-	-	(25,411.36)
752	A.0000533.001 Total			(25,411.36)	-	-	-	(25,411.36)
753	A.0000533.002	Nichols 115kV BFR - Dumas 19th	2015-06	(6,416.93)	-	-	-	(6,416.93)
754	A.0000533.002 Total			(6,416.93)	-	-	-	(6,416.93)
755	A.0000533.006	Nichols 115kV BFR - East Plant	2015-02	(18,145.33)	-	-	-	(18,145.33)
756	A.0000533.006 Total			(18,145.33)	-	-	-	(18,145.33)
757	A.0000537.001	Novus Wind IV - Hitchland Sub	2017-12	(589,312.94)	42,451.76	(52.82)	42,398.94	(631,711.88)
758	A.0000537.001 Total			(589,312.94)	42,451.76	(52.82)	42,398.94	(631,711.88)
759	A.0000540.001	Atoka-Eagle Creek 115 kV Line	2018-12	14,045,213.29	102,579.55	(43.79)	102,535.76	13,942,677.53
760	A.0000540.001 Total			14,045,213.29	102,579.55	(43.79)	102,535.76	13,942,677.53
761	A.0000540.003	Atoka Substation	2016-09	(300.56)	-	-	-	(300.56)
762	A.0000540.003 Total			(300.56)	-	-	-	(300.56)
763	A.0000540.004	Seven Rivers Relay Sub	2016-07	448.27	339.64	-	339.64	108.63
764	A.0000540.004 Total			448.27	339.64	-	339.64	108.63
765	A.0000540.005	Eddy Co. Relay Sub	2016-08	10,301.52	417.42	-	417.42	9,884.10
766	A.0000540.005 Total			10,301.52	417.42	-	417.42	9,884.10
767	A.0000540.010	Eddy Cty Eagle Crk Term Relay	2017-04	(643.40)	-	-	-	(643.40)
768	A.0000540.010 Total			(643.40)	-	-	-	(643.40)
769	A.0000540.016	Atoka to Eagle Creek 115kV ROW	2018-12	299,679.54	-	-	-	299,679.54
770	A.0000540.016	Atoka to Eagle Creek 115kV ROW	2015-08	(0.02)	-	-	-	(0.02)

Southwestern Public Service Company

Transmission Capital Additions for
July 1, 2017 through March 31, 2019

	(A)	(B)	(C)	(D)	(E)
Line No.	**WBS Level 4 Number**	**WBS Level 4 Description**	**Asset Class**	**Witness**	**Project Category**
771					
772	A.0000545.003.001.001	Z-70 BOWERS-NE MIAMI 69KV ? REPLACE	Electric Transmission	Cooley	RE
773					
774	A.0000549.001.001.001	COBURN CREEK TAM - NEW 115-13.2KV S	Electric Transmission	Cooley	LI
775					
776	A.0000549.002.001.002	W-78 WHCO-CNCK NEW 115KV TRANMISSIO	Electric Transmission	Cooley	LI
777					
778	A.0000549.004.001.001	WHEELER ? ADD 115KV TERMINAL TO COB	Electric Transmission	Cooley	LI
779					
780	A.0000553.001.001.001	DIAMONDBACK - 115KV LYNTEGAR WELCH	Electric Transmission	Cooley	LI
781					
782	A.0000564.002.001.001	TUCO REPL 345230KV 560MVA AUTOXFMR	Electric Transmission	Cooley	GI
783					
784	A.0000574.004.001.001	COULTER ? REPLACE 115KV LINE RELAYI	Electric Transmission	Cooley	RE
785					
786	A.0000574.005.001.001	T37-SONC-PUWE-115KV PUCKETT WEST RE	Electric Transmission	Cooley	RE
787					
788	A.0000597.001.001.001	HITCHLAND- INSTALL 2ND 230/115 KV T	Electric Transmission	Cooley	RE
789					
790	A.0000601.002.001.001	DEAF SMITH UPGRADE CKT1 XFMR TO 250	Electric Transmission	Cooley	RE
791					
792	A.0000602.001.001.001	SAND DUNES - UPGRADE TRANSFORMER TO	Electric Transmission	Cooley	LI
793					
794	A.0000603.001.001.001	CROSBY COUNTY - REPLACE 115-69KV AU	Electric Transmission	Cooley	RE
795					
796	A.0000610.002.001.002	W-69 CUCO-BACO TX PORTION OF CURRY	Electric Transmission	Cooley	RE
797					
798	A.0000610.004.001.001	CURRY CONVERT 115KV TO BREAKER AND	Electric Transmission	Cooley	RE
799					
800	A.0000610.005.001.001	W-69 Curry to Bailey (TX portion)	Electric Transmission	Cooley	RE
801					
802	A.0000610.007.001.001	W-69 Curry to Bailey (NM),ROW	Electric Transmission	Cooley	RE
803	A.0000610.007.001.002	CURRY TO BAILEY NM W69 ROW	Electric Transmission	Cooley	RE
804					
805	A.0000610.013.001.001	CARGILL SUB - RELAY UPGRADE ON T59	Electric Transmission	Cooley	RE

Southwestern Public Service Company

Transmission Capital Additions for
July 1, 2017 through March 31, 2019

	(F)	(G)	(H)	(I)	(J)	(K)	(L)	(M)
Line No.	WBS Level 2 Number	WBS Level 2 Description	In-Service Date (year-month)	Additions to Plant-In-Service (July 1, 2017 - March 31, 2019)	XES Charges (Included in Column I)	Other Affiliate Charges (Included in Column I)	Total Affiliate Charges (Included in Column I)	Total Native Charges (Columns I less L) Within the Total Additions to Plant-in-Service Shown in Column (I)
771	A.0000540.016 Total			299,679.52	-	-	-	299,679.52
772	A.0000545.003	Miami Z-70 Rebuild Line	2015-07	(13,772.51)	-	-	-	(13,772.51)
773	A.0000545.003 Total			(13,772.51)	-	-	-	(13,772.51)
774	A.0000549.001	Salt Creek Substation	2017-04	2,027.06	5,597.23	(0.70)	5,596.53	(3,569.47)
775	A.0000549.001 Total			2,027.06	5,597.23	(0.70)	5,596.53	(3,569.47)
776	A.0000549.002	Wheeler-Salt Creek Line	2017-04	52,520.26	1,467.84	-	1,467.84	51,052.42
777	A.0000549.002 Total			52,520.26	1,467.84	-	1,467.84	51,052.42
778	A.0000549.004	Wheeler Substation	2017-04	2,145.80	113.53	-	113.53	2,032.27
779	A.0000549.004 Total			2,145.80	113.53	-	113.53	2,032.27
780	A.0000553.001	Diamondback Lyntegar TerminalS	2018-11	(50,428.53)	129.62	-	129.62	(50,558.15)
781	A.0000553.001 Total			(50,428.53)	129.62	-	129.62	(50,558.15)
782	A.0000564.002	Tuco 345 Trsf Rplmnt Sub Portion	2018-05	(2,203,625.06)	4,015.76	-	4,015.76	(2,207,640.82)
783	A.0000564.002 Total			(2,203,625.06)	4,015.76	-	4,015.76	(2,207,640.82)
784	A.0000574.004	Couter Relay Mod Sub	2016-03	(24,975.75)	-	-	-	(24,975.75)
785	A.0000574.004 Total			(24,975.75)	-	-	-	(24,975.75)
786	A.0000574.005	Inst Arms at Puckett W TapT37	2016-03	(39.54)	(21.90)	-	(21.90)	(17.64)
787	A.0000574.005 Total			(39.54)	(21.90)	-	(21.90)	(17.64)
788	A.0000597.001	Hitchland 2nd 250 MVA Sub	2017-04	21,541.37	122.84	14.65	137.49	21,403.88
789	A.0000597.001 Total			21,541.37	122.84	14.65	137.49	21,403.88
790	A.0000601.002	Deaf Smith Bank 1 Replacement	2016-04	12.20	-	-	-	12.20
791	A.0000601.002 Total			12.20	-	-	-	12.20
792	A.0000602.001	Sand Dunes, Sub	2014-06	71,079.22	-	-	-	71,079.22
793	A.0000602.001 Total			71,079.22	-	-	-	71,079.22
794	A.0000603.001	Crosby County Transformer #1Su	2015-02	(41,772.01)	-	-	-	(41,772.01)
795	A.0000603.001 Total			(41,772.01)	-	-	-	(41,772.01)
796	A.0000610.002	Curry to Bailey 115kV New Line	2016-09	505,912.52	1,882.20	-	1,882.20	504,030.32
797	A.0000610.002 Total			505,912.52	1,882.20	-	1,882.20	504,030.32
798	A.0000610.004	Curry to Bailey 115kV - Curry	2016-10	(14,825.50)	4,615.08	-	4,615.08	(19,440.58)
799	A.0000610.004 Total			(14,825.50)	4,615.08	-	4,615.08	(19,440.58)
800	A.0000610.005	Curry to Bailey 115kV ROW	2015-08	6.14	-	-	-	6.14
801	A.0000610.005 Total			6.14	-	-	-	6.14
802	A.0000610.007	Curry to Bailey 115kV NM ROW	2015-08	92,536.41	-	-	-	92,536.41
803	A.0000610.007	Curry to Bailey 115kV NM ROW	2017-12	374,781.32	2,858.44	-	2,858.44	371,922.88
804	A.0000610.007 Total			467,317.73	2,858.44	-	2,858.44	464,459.29
805	A.0000610.013	Cargill Sub Relay Upgrade Sub	2016-03	(43.58)	-	-	-	(43.58)

Southwestern Public Service Company

Transmission Capital Additions for
July 1, 2017 through March 31, 2019

	(A)	(B)	(C)	(D)	(E)
Line No.	**WBS Level 4 Number**	**WBS Level 4 Description**	**Asset Class**	**Witness**	**Project Category**
806					
807	A.0000610.015.001.001	ROOSEVELT CO-115KV TERMINAL UPGRADE	Electric Transmission	Cooley	RE
808					
809	A.0000610.027.001.002	W-69 CUCO-BACO NM PORTION OF CURRY	Electric Transmission	Cooley	RE
810					
811	A.0000612.001.001.001	CAMEX NEW 115-13.2KV SUBSTATION - T	Electric Transmission	Cooley	LI
812					
813	A.0000616.001.001.001	SONCY - 115KV BUS BUILD	Electric Transmission	Cooley	RE
814					
815	A.0000616.006.001.001	Y72 SONCY TO COULTER 115KV RE-TERMI	Electric Transmission	Cooley	RE
816					
817	A.0000616.008.001.001	T37 Tap to Soncy sub, ROW	Electric Transmission	Cooley	RE
818					
819	A.0000634.001.001.001	HIGG EAST - ADD 115-12KV 28 MVA HIG	Electric Transmission	Cooley	LI
820					
821	A.0000640.011.001.001	NICHOLS 115KV BREAKER AND SWITCHES	Electric Transmission	Cooley	SR
822					
823	A.0000640.020.001.001	TEXAS CTY-ELR 115KV CB 800,804 BKRS	Electric Transmission	Cooley	SR
824					
825	A.0000640.023.001.001	AMOCO REPL 230KV BKRS 3K10 3K15 3K2	Electric Transmission	Cooley	SR
826					
827	A.0000645.001.001.001	PURCHASE NEW 56MVA TRANSMISSION MOB	Electric Transmission	Cooley	SR
828					
829	A.0000646.004.001.001	W-50 Ochiltree to Lipscomb,ROW	Electric Transmission	Cooley	RE
830	A.0000646.004.001.002	OCHILTREE TO LIPSCOMB W50 ROW	Electric Transmission	Cooley	RE
831					
832	A.0000658.002.001.002	SGRV - Inst 115kV BFR	Electric Transmission	Cooley	RE
833					
834	A.0000658.003.001.002	TECO - Inst 115kV BFR	Electric Transmission	Cooley	RE
835					
836	A.0000665.005.001.001	TUCO Mooreland Woodward TX ROW	Electric Transmission	Cooley	EC/TI
837					
838	A.0000673.022.001.001	J-17 Tuco to Yoakum, ROW	Electric Transmission	Cooley	RE
839	A.0000673.022.001.002	TUCO-Yoakum 345kV ROW UID 5044	Electric Transmission	Cooley	RE
840					

Southwestern Public Service Company

Transmission Capital Additions for
July 1, 2017 through March 31, 2019

	(F)	(G)	(H)	(I)	(J)	(K)	(L)	(M)
Line No.	WBS Level 2 Number	WBS Level 2 Description	In-Service Date (year-month)	Additions to Plant-In-Service (July 1, 2017 - March 31, 2019)	XES Charges (Included in Column I)	Other Affiliate Charges (Included in Column I)	Total Affiliate Charges (Included in Column I)	Total Native Charges (Columns I less L) Within the Total Additions to Plant-in-Service Shown in Column (I)
806	A.0000610.013 Total			(43.58)	-	-	-	(43.58)
807	A.0000610.015	Roosevelt Relay Upgrade Sub	2016-09	1,009.37	-	-	-	1,009.37
808	A.0000610.015 Total			1,009.37	-	-	-	1,009.37
809	A.0000610.027	Curry to Bailey 115kV NM Line	2016-09	(525,580.78)	568.89	-	568.89	(526,149.67)
810	A.0000610.027 Total			(525,580.78)	568.89	-	568.89	(526,149.67)
811	A.0000612.001	Camex-TranspetcoSub69 kV Bus E	2016-04	18,717.49	-	(81.90)	(81.90)	18,799.39
812	A.0000612.001 Total			18,717.49	-	(81.90)	(81.90)	18,799.39
813	A.0000616.001	Soncy Dist. Transformer Conv.	2018-12	1,143,365.76	50,950.19	-	50,950.19	1,092,415.57
814	A.0000616.001 Total			1,143,365.76	50,950.19	-	50,950.19	1,092,415.57
815	A.0000616.006	69kV Line Tap to Soncy Line	2018-02	351,554.08	2,865.92	-	2,865.92	348,688.16
816	A.0000616.006 Total			351,554.08	2,865.92	-	2,865.92	348,688.16
817	A.0000616.008	Soncy ROW	2016-12	931.39	225.96	-	225.96	705.43
818	A.0000616.008 Total			931.39	225.96	-	225.96	705.43
819	A.0000634.001	Higg East igh Side(Sub Portion	2015-09	(80,057.47)	-	-	-	(80,057.47)
820	A.0000634.001 Total			(80,057.47)	-	-	-	(80,057.47)
821	A.0000640.011	Nichols-Rpl 115kV Breakers&Swi	2016-07	(5.16)	-	-	-	(5.16)
822	A.0000640.011 Total			(5.16)	-	-	-	(5.16)
823	A.0000640.020	Texas Co Rpl Breakers 800, 804	2018-12	1,382,769.15	24,960.83	-	24,960.83	1,357,808.32
824	A.0000640.020 Total			1,382,769.15	24,960.83	-	24,960.83	1,357,808.32
825	A.0000640.023	AMOCO Breaker Rplmnt	2018-09	2,049,755.19	14,515.06	-	14,515.06	2,035,240.13
826	A.0000640.023 Total			2,049,755.19	14,515.06	-	14,515.06	2,035,240.13
827	A.0000645.001	115/69 kV Mobile Sub, Sub	2015-01	(144,380.08)	-	-	-	(144,380.08)
828	A.0000645.001 Total			(144,380.08)	-	-	-	(144,380.08)
829	A.0000646.004	Ochiltree - BookerROW	2015-03	99,458.09	-	-	-	99,458.09
830	A.0000646.004	Ochiltree - BookerROW	2017-12	1,617,957.95	7,016.97	-	7,016.97	1,610,940.98
831	A.0000646.004 Total			1,717,416.04	7,016.97	-	7,016.97	1,710,399.07
832	A.0000658.002	Seagraves	2019-01	207,191.51	11,787.92	-	11,787.92	195,403.59
833	A.0000658.002 Total			207,191.51	11,787.92	-	11,787.92	195,403.59
834	A.0000658.003	Terry Co	2018-10	246,342.03	10,533.00	-	10,533.00	235,809.03
835	A.0000658.003 Total			246,342.03	10,533.00	-	10,533.00	235,809.03
836	A.0000665.005	TUCO Mooreland Woodward TX RO	2016-12	13,266.61	-	-	-	13,266.61
837	A.0000665.005 Total			13,266.61	-	-	-	13,266.61
838	A.0000673.022	TUCO-Yoakum 345kV ROW_UID 5044	2017-12	3,835,463.74	825,012.36	(123.98)	824,888.38	3,010,575.36
839	A.0000673.022	TUCO-Yoakum 345kV ROW_UID 5044	2018-06	4,636,924.73	878.64	-	878.64	4,636,046.09
840	A.0000673.022 Total			8,472,388.47	825,891.00	(123.98)	825,767.02	7,646,621.45

Southwestern Public Service Company

Transmission Capital Additions for
July 1, 2017 through March 31, 2019

	(A)	(B)	(C)	(D)	(E)
Line No.	WBS Level 4 Number	WBS Level 4 Description	Asset Class	Witness	Project Category
841	A.0000673.024.001.001	J-18 Yoakum to TX Stateline, ROW	Electric Transmission	Cooley	RE
842					
843	A.0000675.001.001.001	PRINGLE INTERCHANGE-INSTALL 115-34K	Electric Transmission	Cooley	LI
844					
845	A.0000706.001.001.001	HITCHLAND-NEW 345KV TERMINAL TO FIR	Electric Transmission	Cooley	GI
846					
847	A.0000707.002.001.001	GRAHAM 2ND 115-69KV 84MVA XFMR-TAM	Electric Transmission	Cooley	RE
848					
849	A.0000707.003.001.002	T-21 GRLA-GRAH 115KV RETERM AT GRAH	Electric Transmission	Cooley	RE
850					
851	A.0000707.004.001.002	T21 RETERMINATION ROW	Electric Transmission	Cooley	RE
852	A.0000707.004.001.001	T21 GRAHAM INTG RETERM ROW	Electric Transmission	Cooley	RE
853					
854	A.0000710.001.001.001	ROOSEVELT COUNTY INFRASTRUCTURE UPG	Electric Transmission	Cooley	OT
855					
856	A.0000710.003.001.001	HARRINGTON INFRASTURE UPGRADES	Electric Transmission	Cooley	OT
857	A.0000710.003.001.003	HITCHLAND INFRASTURE UPGRADE	Electric Transmission	Cooley	OT
858	A.0000710.003.001.004	TOLK INFRASTRUCTURE UPGRADE	Electric Transmission	Cooley	OT
859	A.0000710.003.001.005	PLANT X INFRASTRUCTURE UPGRADES	Electric Transmission	Cooley	OT
860	A.0000710.003.001.006	YOAKUM INFRASTRUCTURE UPGRADE	Electric Transmission	Cooley	OT
861					
862	A.0000711.001.001.001	U06 RDRN AGAVE2 115KV NEW LINE	Electric Transmission	Cooley	LI
863					
864	A.0000711.002.001.001	U06 RDRN AGAVE2 115KV SLACK SPAN ON	Electric Transmission	Cooley	LI
865					
866	A.0000736.001.001.001	NEEDMORE NEW 230KV SUBSTATION TOIF	Electric Transmission	Cooley	GI
867					
868	A.0000736.002.001.001	NEEDMORE NEW 230KV SUBSTATION	Electric Transmission	Cooley	GI
869					
870	A.0000767.003.001.001	OSAGE- RETIRE4-115KV LINE TERM-BKR	Electric Transmission	Cooley	RE
871					
872	A.0000767.004.001.001	RANDALL CO-115KV BUS EXPANSION	Electric Transmission	Cooley	RE
873					
874	A.0000767.007.001.001	CANYON WEST 115KV TERMINAL UPGRADE-	Electric Transmission	Cooley	RE
875					

Southwestern Public Service Company

Transmission Capital Additions for
July 1, 2017 through March 31, 2019

	(F)	(G)	(H)	(I)	(J)	(K)	(L)	(M)
Line No.	WBS Level 2 Number	WBS Level 2 Description	In-Service Date (year-month)	Additions to Plant-In-Service (July 1, 2017 - March 31, 2019)	XES Charges (Included in Column I)	Other Affiliate Charges (Included in Column I)	Total Affiliate Charges (Included in Column I)	Total Native Charges (Columns I less L) Within the Total Additions to Plant-in-Service Shown in Column (I)
841	A.0000673.024	Yoakum-TX/NM Border 345kV ROW_	2017-04	41,217.63	11,440.18	174.15	11,614.33	29,603.30
842	A.0000673.024 Total			41,217.63	11,440.18	174.15	11,614.33	29,603.30
843	A.0000675.001	Pringle Dist Transformer Sub	2015-02	7,701.75	-	-	-	7,701.75
844	A.0000675.001 Total			7,701.75	-	-	-	7,701.75
845	A.0000706.001	Hitchland-New 345kV Terminal -	2017-10	(158,258.54)	5,530.29	(269.32)	5,260.97	(163,519.51)
846	A.0000706.001 Total			(158,258.54)	5,530.29	(269.32)	5,260.97	(163,519.51)
847	A.0000707.002	Graham Intg-Add 115/69 Transfo	2017-06	(1,130,107.78)	1,038.27	(22.03)	1,016.24	(1,131,124.02)
848	A.0000707.002 Total			(1,130,107.78)	1,038.27	(22.03)	1,016.24	(1,131,124.02)
849	A.0000707.003	Grahm Intg. -Reterminate T21	2017-05	32,234.49	-	-	-	32,234.49
850	A.0000707.003 Total			32,234.49	-	-	-	32,234.49
851	A.0000707.004	T21 Retermination ROW	2017-12	153.53	-	-	-	153.53
852	A.0000707.004	T21 Retermination ROW	2017-03	657.66	657.23	-	657.23	0.43
853	A.0000707.004 Total			811.19	657.23	-	657.23	153.96
854	A.0000710.001	NM Physical Security Sub Infrastruc	2017-12	1,782,769.68	23,243.80	(457.58)	22,786.22	1,759,983.46
855	A.0000710.001 Total			1,782,769.68	23,243.80	(457.58)	22,786.22	1,759,983.46
856	A.0000710.003	SPS Physical Security Sub Infrastru	2018-08	613,785.05	8,098.57	(120.62)	7,977.95	605,807.10
857	A.0000710.003	SPS Physical Security Sub Infrastru	2017-12	1,026,254.64	12,307.36	(62.49)	12,244.87	1,014,009.77
858	A.0000710.003	SPS Physical Security Sub Infrastru	2017-12	1,072,641.77	7,898.32	(257.57)	7,640.75	1,065,001.02
859	A.0000710.003	SPS Physical Security Sub Infrastru	2018-07	1,341,753.05	17,549.81	(238.82)	17,310.99	1,324,442.06
860	A.0000710.003	SPS Physical Security Sub Infrastru	2018-08	472,379.35	7,934.17	(178.74)	7,755.43	464,623.92
861	A.0000710.003 Total			4,526,813.86	53,788.23	(858.24)	52,929.99	4,473,883.87
862	A.0000711.001	LOA U06 115 Line Tap Xcel Portion	2017-05	1,640.34	520.38	-	520.38	1,119.96
863	A.0000711.001 Total			1,640.34	520.38	-	520.38	1,119.96
864	A.0000711.002	LOA U06 Slack Spans Cust Portion	2017-05	(38,764.35)	350.58	-	350.58	(39,114.93)
865	A.0000711.002 Total			(38,764.35)	350.58	-	350.58	(39,114.93)
866	A.0000736.001	Needmore Substation TOIF	2018-04	349,078.18	1,815.71	1.01	1,816.72	347,261.46
867	A.0000736.001 Total			349,078.18	1,815.71	1.01	1,816.72	347,261.46
868	A.0000736.002	Needmore Substation	2018-04	(2,282,270.05)	25,449.94	1.90	25,451.84	(2,307,721.89)
869	A.0000736.002 Total			(2,282,270.05)	25,449.94	1.90	25,451.84	(2,307,721.89)
870	A.0000767.003	Osage Substation	2018-04	203,983.20	1,794.57	438.24	2,232.81	201,750.39
871	A.0000767.003 Total			203,983.20	1,794.57	438.24	2,232.81	201,750.39
872	A.0000767.004	Randall County Interchange Sub	2017-04	291,688.37	352.54	(24.78)	327.76	291,360.61
873	A.0000767.004 Total			291,688.37	352.54	(24.78)	327.76	291,360.61
874	A.0000767.007	Canyon West Relay Sub	2016-05	114.53	-	-	-	114.53
875	A.0000767.007 Total			114.53	-	-	-	114.53

Southwestern Public Service Company

Transmission Capital Additions for
July 1, 2017 through March 31, 2019

	(A)	(B)	(C)	(D)	(E)
Line No.	WBS Level 4 Number	WBS Level 4 Description	Asset Class	Witness	Project Category
876	A.0000767.008.001.001	EAST PLANT-115KV TERMINAL UPGRADE-U	Electric Transmission	Cooley	RE
877					
878	A.0000767.009.001.001	V70-RNCO-SOGE-115KV-RECONDUCTOR 795	Electric Transmission	Cooley	RE
879					
880	A.0000767.011.001.001	T66-HPTG-RNCO-115KV-RETERMINATE AT	Electric Transmission	Cooley	RE
881					
882	A.0000767.013.001.002	T75 OSSS-AMSO 115KV REPLACE STR 47	Electric Transmission	Cooley	RE
883					
884	A.0000767.014.001.002	V04 OSSS-RNCO 115KV RMV CKT FR STR	Electric Transmission	Cooley	RE
885					
886	A.0000767.017.001.002	W77 OSSS-RNCO 115KV EXTEND CKT TO R	Electric Transmission	Cooley	RE
887					
888	A.0000768.001.001.001	BLANCO - NEW 115KV SWITCHING STATIO	Electric Transmission	Cooley	GI
889					
890	A.0000768.002.001.001	W-90 BLANCO - CROSBY CO. INTG 115KV	Electric Transmission	Cooley	GI
891					
892	A.0000768.005.001.001	CROSBY - RELAY REPLACEMENT T65	Electric Transmission	Cooley	GI
893					
894	A.0000768.006.001.001	FLOYD COUNTY - BLANCO 115KV LINE RE	Electric Transmission	Cooley	GI
895					
896	A.0000773.001.001.001	ANDREWS COUNTY - NEW 230-115KV	Electric Transmission	Cooley	RE
897					
898	A.0000773.006.001.001	NEF - 115KV ANDREWS CO TERMINAL	Electric Transmission	Cooley	RE
899					
900	A.0000776.002.001.001	HOBBS GEN TAM SEC SPR 345 230KV 560	Electric Transmission	Cooley	SR
901					
902	A.0000781.011.001.002	Tap V52 to Outpost	Electric Transmission	Cooley	RE
903					
904	A.0000781.012.001.001	Outpost Substation Highside	Electric Transmission	Cooley	RE
905					
906	A.0000781.015.001.001	Modify V44 at Colter for SL335	Electric Transmission	Cooley	RE
907					
908	A.0000781.016.001.001	U16 BULD-OUTP IN-OUT OF OUTP	Electric Transmission	Cooley	RE
909					
910	A.0000795.001.001.005	T70 SOGE - CLTR OPGW	Electric Transmission	Cooley	OT

Southwestern Public Service Company

Transmission Capital Additions for
July 1, 2017 through March 31, 2019

	(F)	(G)	(H)	(I)	(J)	(K)	(L)	(M)
Line No.	WBS Level 2 Number	WBS Level 2 Description	In-Service Date (year-month)	Additions to Plant-In-Service (July 1, 2017 - March 31, 2019)	XES Charges (Included in Column I)	Other Affiliate Charges (Included in Column I)	Total Affiliate Charges (Included in Column I)	Total Native Charges (Columns I less L) Within the Total Additions to Plant-in-Service Shown in Column (I)
876	A.0000767.008	East Plant Relay Sub	2017-11	539,238.04	1,882.25	1.02	1,883.27	537,354.77
877	A.0000767.008 Total			539,238.04	1,882.25	1.02	1,883.27	537,354.77
878	A.0000767.009	South Georgia - Randall Line	2017-04	76,455.78	-	(75.00)	(75.00)	76,530.78
879	A.0000767.009 Total			76,455.78	-	(75.00)	(75.00)	76,530.78
880	A.0000767.011	T-66 Reterm Line	2017-01	(391,102.56)	-	-	-	(391,102.56)
881	A.0000767.011 Total			(391,102.56)	-	-	-	(391,102.56)
882	A.0000767.013	T-75 Structure	2017-04	2,659.65	-	-	-	2,659.65
883	A.0000767.013 Total			2,659.65	-	-	-	2,659.65
884	A.0000767.014	V-04 Circuit Removal	2017-04	818.84	-	-	-	818.84
885	A.0000767.014 Total			818.84	-	-	-	818.84
886	A.0000767.017	W-77 Randall Co.-Canyon WestLi	2017-04	3,292.34	18.96	-	18.96	3,273.38
887	A.0000767.017 Total			3,292.34	18.96	-	18.96	3,273.38
888	A.0000768.001	GEN-2011-025 Fiber Wind Blanco	2018-03	(1,101,477.42)	85,627.64	1.26	85,628.90	(1,187,106.32)
889	A.0000768.001 Total			(1,101,477.42)	85,627.64	1.26	85,628.90	(1,187,106.32)
890	A.0000768.002	Crosby-Blanco Retermination-11	2018-03	113,102.51	55,630.11	12.61	55,642.72	57,459.79
891	A.0000768.002 Total			113,102.51	55,630.11	12.61	55,642.72	57,459.79
892	A.0000768.005	Crosby Relay Upgrade for Blanc	2018-03	236,681.37	7,294.11	-	7,294.11	229,387.26
893	A.0000768.005 Total			236,681.37	7,294.11	-	7,294.11	229,387.26
894	A.0000768.006	Floyd Relay Upgrade for Blanco	2018-03	259,347.11	4,971.61	1.54	4,973.15	254,373.96
895	A.0000768.006 Total			259,347.11	4,971.61	1.54	4,973.15	254,373.96
896	A.0000773.001	Andrews County Substation	2016-05	(612.87)	-	-	-	(612.87)
897	A.0000773.001 Total			(612.87)	-	-	-	(612.87)
898	A.0000773.006	NEF Terminal Substation Portio	2015-12	(173.88)	-	-	-	(173.88)
899	A.0000773.006 Total			(173.88)	-	-	-	(173.88)
900	A.0000776.002	Security Resilience Spare TR	2017-12	2,719,855.27	3,210.66	60.38	3,271.04	2,716,584.23
901	A.0000776.002 Total			2,719,855.27	3,210.66	60.38	3,271.04	2,716,584.23
902	A.0000781.011	Tap V52 to Outpost	2018-10	(0.04)	(1,185.24)	-	(1,185.24)	1,185.20
903	A.0000781.011 Total			(0.04)	(1,185.24)	-	(1,185.24)	1,185.20
904	A.0000781.012	Outpost Highside	2018-07	1,436,965.76	8,174.91	-	8,174.91	1,428,790.85
905	A.0000781.012 Total			1,436,965.76	8,174.91	-	8,174.91	1,428,790.85
906	A.0000781.015	Modify V44 at Colter for SL335	2017-08	343,392.01	799.59	-	799.59	342,592.42
907	A.0000781.015 Total			343,392.01	799.59	-	799.59	342,592.42
908	A.0000781.016	U16 Bushland to Outpost	2018-07	75,471.18	22,927.05	-	22,927.05	52,544.13
909	A.0000781.016 Total			75,471.18	22,927.05	-	22,927.05	52,544.13
910	A.0000795.001	SPS Sub Comm Network Group 1 L	2018-12	629,733.61	15,566.01	-	15,566.01	614,167.60

Southwestern Public Service Company

Transmission Capital Additions for
July 1, 2017 through March 31, 2019

	(A)	(B)	(C)	(D)	(E)
Line No.	**WBS Level 4 Number**	**WBS Level 4 Description**	**Asset Class**	**Witness**	**Project Category**
911					
912	A.0000795.002.001.001	SPS GRP1 COMM NETWORK UPGRADE - EAS	Electric Transmission	Cooley	OT
913					
914	A.0000798.012.001.001	COLE-0840 CIRCUIT BREAKER REPLACEME	Electric Transmission	Cooley	SR
915	A.0000798.012.001.002	COLE-T01-TEXAS CTY 115KV LN BRKR 08	Electric Transmission	Cooley	SR
916					
917	A.0000820.006.001.002	HARRINGTON SECURITY CAMERA UPGRADE	Electric Transmission	Cooley	OT
918	A.0000820.006.001.005	MOORE COUNTY SECURITY CAMERA UPGRAD	Electric Transmission	Cooley	OT
919	A.0000820.006.001.003	JONES SECURITY CAMERA UPGRADE	Electric Transmission	Cooley	OT
920					
921	A.0000825.003.001.001	BUSHLAND 230KV WT REPLACEMENT TAM	Electric Transmission	Cooley	RE
922					
923	A.0000832.002.001.001	V-83 MADX-LENA 115KV REBLD TAP TO P	Electric Transmission	Cooley	RE
924					
925	A.0000843.006.001.001	WEST BENDER REPL 115KV BUS 115KV SW	Electric Transmission	Cooley	RE
926					
927	A.0000844.001.001.001	NEWHART - ADD 230-115KV TR2	Electric Transmission	Cooley	RE
928					
929	A.0000846.001.001.003	DENVER CITY - 115KV BREAKER RELAY A	Electric Transmission	Cooley	RE
930					
931	A.0000851.003.001.001	RIVERVIEW TO PRINGLE RELAY REPLACEM	Electric Transmission	Cooley	SR/LI
932					
933	A.0000851.004.001.001	BLACKHAWK TO PRINGLE RELYING UPGRAD	Electric Transmission	Cooley	SR/LI
934					
935	A.0000851.005.001.001	SPEARMAN TO PRINGLE RELAY REPLACEME	Electric Transmission	Cooley	SR/LI
936					
937	A.0000851.007.001.001	T06 PRINGLE-SPEARMAN#1 115KV RE-TER	Electric Transmission	Cooley	SR/LI
938					
939	A.0000851.014.001.001	HARRINGTON TO PRINGLE RELAY REPLACE	Electric Transmission	Cooley	SR/LI
940					
941	A.0000853.001.001.001	HEREFORD INTERCHANGE-NEW 115/12.47K	Electric Transmission	Cooley	RE
942					
943	A.0000858.001.001.001	T-38.1 THREE WAY SWITCH BOPCO DI-9	Electric Transmission	Cooley	LI
944					
945	A.0000860.003.001.001	CURRY CO DIST XFMR CONVERSION	Electric Transmission	Cooley	RE

Southwestern Public Service Company

Transmission Capital Additions for
July 1, 2017 through March 31, 2019

	(F)	(G)	(H)	(I)	(J)	(K)	(L)	(M)
Line No.	WBS Level 2 Number	WBS Level 2 Description	In-Service Date (year-month)	Additions to Plant-In-Service (July 1, 2017 - March 31, 2019)	XES Charges (Included in Column I)	Other Affiliate Charges (Included in Column I)	Total Affiliate Charges (Included in Column I)	Total Native Charges (Columns I less L) Within the Total Additions to Plant-in-Service Shown in Column (I)
911	A.0000795.001 Total			629,733.61	15,566.01	-	15,566.01	614,167.60
912	A.0000795.002	SPS Sub Comm Network Group 1 S	2017-11	12,804.81	302.29	-	302.29	12,502.52
913	A.0000795.002 Total			12,804.81	302.29	-	302.29	12,502.52
914	A.0000798.012	Cole Rpl Breaker 0845	2016-12	(37,131.80)	-	-	-	(37,131.80)
915	A.0000798.012	Cole Rpl Breaker 0845	2016-12	(57,039.82)	-	-	-	(57,039.82)
916	A.0000798.012 Total			(94,171.62)	-	-	-	(94,171.62)
917	A.0000820.006	SPS Physical Security	2016-08	217.19	-	-	-	217.19
918	A.0000820.006	SPS Physical Security	2019-01	0.02	(617.56)	384.40	(233.16)	233.18
919	A.0000820.006	SPS Physical Security	2016-07	67.21	-	-	-	67.21
920	A.0000820.006 Total			284.42	(617.56)	384.40	(233.16)	517.58
921	A.0000825.003	K11 Wavetrap Replacement Bushl	2016-10	88.62	111.68	-	111.68	(23.06)
922	A.0000825.003 Total			88.62	111.68	-	111.68	(23.06)
923	A.0000832.002	V83 Retermination_Line Portion	2015-11	(8,948.89)	-	-	-	(8,948.89)
924	A.0000832.002 Total			(8,948.89)	-	-	-	(8,948.89)
925	A.0000843.006	West Bender Sub	2016-12	8.62	82.87	-	82.87	(74.25)
926	A.0000843.006 Total			8.62	82.87	-	82.87	(74.25)
927	A.0000844.001	NEWHART 230/115 kV Add transfo	2016-12	234.70	-	-	-	234.70
928	A.0000844.001 Total			234.70	-	-	-	234.70
929	A.0000846.001	Denver City 115 kV Breaker Add	2018-10	1,609,843.45	55,478.73	24.44	55,503.17	1,554,340.28
930	A.0000846.001 Total			1,609,843.45	55,478.73	24.44	55,503.17	1,554,340.28
931	A.0000851.003	Riverview Relay Upgrade Sub	2017-04	(140.40)	147.53	-	147.53	(287.93)
932	A.0000851.003 Total			(140.40)	147.53	-	147.53	(287.93)
933	A.0000851.004	Blackhawk Relay Upgrade_Sub	2017-04	47,764.08	82.87	-	82.87	47,681.21
934	A.0000851.004 Total			47,764.08	82.87	-	82.87	47,681.21
935	A.0000851.005	Spearman # 1 Relay Upgrade_Sub	2016-12	(0.72)	49.66	-	49.66	(50.38)
936	A.0000851.005 Total			(0.72)	49.66	-	49.66	(50.38)
937	A.0000851.007	T06_Pringle 115kV Re-Term Line	2016-12	32.83	-	-	-	32.83
938	A.0000851.007 Total			32.83	-	-	-	32.83
939	A.0000851.014	Harrington Relay Upgrade_Sub P	2017-04	(38.53)	57.89	-	57.89	(96.42)
940	A.0000851.014 Total			(38.53)	57.89	-	57.89	(96.42)
941	A.0000853.001	Hereford High Side Sub	2016-12	1,128.31	-	-	-	1,128.31
942	A.0000853.001 Total			1,128.31	-	-	-	1,128.31
943	A.0000858.001	T38 Bopco 3Way Sw Inst Str#41	2018-07	(3,020.89)	-	-	-	(3,020.89)
944	A.0000858.001 Total			(3,020.89)	-	-	-	(3,020.89)
945	A.0000860.003	Curry Co Dist Xfmr Conversion	2018-05	2,819,975.52	23,193.54	0.80	23,194.34	2,796,781.18

Southwestern Public Service Company

Transmission Capital Additions for
July 1, 2017 through March 31, 2019

	(A)	(B)	(C)	(D)	(E)
Line No.	**WBS Level 4 Number**	**WBS Level 4 Description**	**Asset Class**	**Witness**	**Project Category**
946					
947	A.0000866.033.001.001	LAMB COUNTY SUD EXPANSION LAND	Electric Transmission	Cooley	RE
948					
949	A.0000877.001.001.001	ARTESIA LAND ROW 12	Electric Transmission	Cooley	RE
950					
951	A.0000890.001.001.001	EDDY CO. 230/115 XFMR #1 UPGRADE	Electric Transmission	Cooley	RE
952					
953	A.0000893.001.001.002	FINNEY HOLCOMB 345KV RELAY UPGRADE	Electric Transmission	Cooley	SR
954					
955	A.0000904.001.001.001	EAGLE CREEK SUB 115KV CAP BANK- TAM	Electric Transmission	Cooley	RE
956					
957	A.0000914.001.001.001	DRINKARD ADD 14.4MVAR CAP BANK	Electric Transmission	Cooley	RE
958					
959	A.0000915.002.001.001	W24 MOCO-LSLY 115KV 3-WAY SWITCH FO	Electric Transmission	Cooley	LI
960					
961	A.0000916.003.001.001	K-11BULD-DSTG 230KV DEAF SMITH SUBS	Electric Transmission	Cooley	RE
962					
963	A.0000919.001.001.001	HAPPY INTG TRANSFORMERS UPGRADE	Electric Transmission	Cooley	RE
964					
965	A.0000919.002.001.001	HAPPY INTERCHANGE - REPL 115-69KV T	Electric Transmission	Cooley	RE
966					
967	A.0000946.001.001.001	PCA - UPGRADE TERMINAL TO CARLSBAD	Electric Transmission	Cooley	RE
968					
969	A.0000977.002.001.001	POTASH JUNCTION Z2 WAVE TRAP REMOVA	Electric Transmission	Cooley	SR
970					
971	A.0000979.004.001.001	Mustang Station to Shell ROW	Electric Transmission	Cooley	RE
972	A.0000979.004.001.002	MUSTANG STA TO SHELL CO2 115KV TLIN	Electric Transmission	Cooley	RE
973	A.0000979.004.001.003	MUST-SHELL 115KV ROW	Electric Transmission	Cooley	RE
974					
975	A.0000979.011.001.001	K56 MUST YOCO 230KV STR RAISE	Electric Transmission	Cooley	RE
976					
977	A.0001000.001.001.001	Hutchinson LTC Replacement	Electric Transmission	Cooley	SR
978					
979	A.0001002.001.001.001	LOA N Loving Ter Up RR Plant LucidT	Electric Transmission	Cooley	LI
980					

Southwestern Public Service Company

Transmission Capital Additions for
July 1, 2017 through March 31, 2019

	(F)	(G)	(H)	(I)	(J)	(K)	(L)	(M)
Line No.	WBS Level 2 Number	WBS Level 2 Description	In-Service Date (year-month)	Additions to Plant-In-Service (July 1, 2017 - March 31, 2019)	XES Charges (Included in Column I)	Other Affiliate Charges (Included in Column I)	Total Affiliate Charges (Included in Column I)	Total Native Charges (Columns I less L) Within the Total Additions to Plant-in-Service Shown in Column (I)
946	A.0000860.003 Total			2,819,975.52	23,193.54	0.80	23,194.34	2,796,781.18
947	A.0000866.033	Lamb County Land	2017-06	4,839.66	767.06	(0.03)	767.03	4,072.63
948	A.0000866.033 Total			4,839.66	767.06	(0.03)	767.03	4,072.63
949	A.0000877.001	Artesia Land ROW 1 and 2	2017-12	(1,160.25)	-	-	-	(1,160.25)
950	A.0000877.001 Total			(1,160.25)	-	-	-	(1,160.25)
951	A.0000890.001	Eddy Co. 230/115 Xfmr #1 Upgra	2017-04	(1,243,553.89)	1,979.88	-	1,979.88	(1,245,533.77)
952	A.0000890.001 Total			(1,243,553.89)	1,979.88	-	1,979.88	(1,245,533.77)
953	A.0000893.001	Finney Holcomb Relay Upgrade	2018-04	840,491.05	33,137.68	-	33,137.68	807,353.37
954	A.0000893.001 Total			840,491.05	33,137.68	-	33,137.68	807,353.37
955	A.0000904.001	Eagle Creek 14.4 Mvar 115 Cap	2016-08	41.80	40.04	-	40.04	1.76
956	A.0000904.001 Total			41.80	40.04	-	40.04	1.76
957	A.0000914.001	Drinkard 115 Cap Bank Sub	2015-06	(179,753.75)	-	(0.12)	(0.12)	(179,753.63)
958	A.0000914.001 Total			(179,753.75)	-	(0.12)	(0.12)	(179,753.63)
959	A.0000915.002	W24 Tap for RB-Elks Line	2015-03	(277.92)	-	-	-	(277.92)
960	A.0000915.002 Total			(277.92)	-	-	-	(277.92)
961	A.0000916.003	Deaf Smith Reterm K11 230kV Li	2016-11	17.94	19.95	-	19.95	(2.01)
962	A.0000916.003 Total			17.94	19.95	-	19.95	(2.01)
963	A.0000919.001	Happy Intg. auto upgrades Sub	2016-08	86,083.30	-	-	-	86,083.30
964	A.0000919.001 Total			86,083.30	-	-	-	86,083.30
965	A.0000919.002	Happy Intg. Auto Xfmr 2 Sub	2016-08	(183,980.45)	-	-	-	(183,980.45)
966	A.0000919.002 Total			(183,980.45)	-	-	-	(183,980.45)
967	A.0000946.001	PCA V-61 Wavetrap UpgradeSub	2017-12	216,401.40	49.66	-	49.66	216,351.74
968	A.0000946.001 Total			216,401.40	49.66	-	49.66	216,351.74
969	A.0000977.002	Remove Carrier Rpl CCVT at Pot	2016-04	(0.69)	49.66	-	49.66	(50.35)
970	A.0000977.002 Total			(0.69)	49.66	-	49.66	(50.35)
971	A.0000979.004	115 ROW ROW Portion ROW	2016-11	140,739.62	58,525.85	22.97	58,548.82	82,190.80
972	A.0000979.004	115 ROW ROW Portion ROW	2017-12	5,070.67	5,060.47	(9.75)	5,050.72	19.95
973	A.0000979.004	115 ROW ROW Portion ROW	2018-06	145,606.21	4,145.38	-	4,145.38	141,460.83
974	A.0000979.004 Total			291,416.50	67,731.70	13.22	67,744.92	223,671.58
975	A.0000979.011	K56 Structure Raise	2018-11	174,470.70	-	-	-	174,470.70
976	A.0000979.011 Total			174,470.70	-	-	-	174,470.70
977	A.0001000.001	Hutchinson LTC Replacement	2018-10	121,865.61	4,578.85	-	4,578.85	117,286.76
978	A.0001000.001 Total			121,865.61	4,578.85	-	4,578.85	117,286.76
979	A.0001002.001	115kV N loving Sub TOIF Lucid Porti	2017-11	(560.09)	7,818.62	-	7,818.62	(8,378.71)
980	A.0001002.001 Total			(560.09)	7,818.62	-	7,818.62	(8,378.71)

Southwestern Public Service Company

Transmission Capital Additions for
July 1, 2017 through March 31, 2019

	(A)	(B)	(C)	(D)	(E)
Line No.	**WBS Level 4 Number**	**WBS Level 4 Description**	**Asset Class**	**Witness**	**Project Category**
981	A.0001002.002.001.001	LOA N Loving Ter Up RR Plant LucidX	Electric Transmission	Cooley	LI
982					
983	A.0001051.001.001.002	SFE-HALE CNTY INT- RPL WAVE TRAP V7	Electric Transmission	Cooley	RE
984					
985	A.0001067.001.001.001	Lubbock East K57 Relay Upgrade	Electric Transmission	Cooley	SR
986					
987	A.0001067.004.001.001	Lubbock South K64 Relay Upgrade	Electric Transmission	Cooley	SR
988					
989	A.0001068.001.001.001	HobbsStrctrRel T97	Electric Transmission	Cooley	SR
990					
991	A.0001078.003.001.001	UPLC Upgrade Needmore	Electric Transmission	Cooley	SR
992					
993	A.0001106.001.001.001	WIPP W38 STR RELOC REIMB	Electric Transmission	Cooley	OT
994					
995	A.0001126.001.001.001	INST U08 TEMP 115KV SW REIMB TOIF	Electric Transmission	Cooley	LI
996					
997	A.0001126.002.001.001	INST U08 115KV SW	Electric Transmission	Cooley	LI
998					
999	A.0001156.001.001.001	INST 1 WAY 115KV W72 MATADOR SWITCH	Electric Transmission	Cooley	LI
1000					
1001	A.0001183.001.001.002	COCHRAN TERM UP LINE RATING	Electric Transmission	Cooley	GI
1002					
1003	A.0001183.004.001.002	U19 PLAINS TO LTDW LINE RATING	Electric Transmission	Cooley	GI
1004					
1005	A.0001183.005.001.002	U20 LTDW TO COCHRAN LINE RATINGS	Electric Transmission	Cooley	GI
1006					
1007	A.0001183.006.001.001	R06 NEEDMORE TO YOAKUM 230KV LINE	Electric Transmission	Cooley	GI
1008					
1009	A.0001267.001.001.002	345 115kV 448MVA XfmrspareSub	Electric Transmission	Cooley	SR
1010					
1011	A.0001270.001.001.002	BENSING-115-12.47KV DIST-TAM	Electric Transmission	Cooley	LI
1012					
1013	A.0001270.003.001.001	T98 -115KV THREE WAY SWITCH BENSING	Electric Transmission	Cooley	LI
1014					
1015	A.0001270.004.001.001	HIGG PULSE MTRING ON T98 TO HOBBS G	Electric Transmission	Cooley	LI

Southwestern Public Service Company

Transmission Capital Additions for
July 1, 2017 through March 31, 2019

	(F)	(G)	(H)	(I)	(J)	(K)	(L)	(M)
Line No.	WBS Level 2 Number	WBS Level 2 Description	In-Service Date (year-month)	Additions to Plant-In-Service (July 1, 2017 - March 31, 2019)	XES Charges (Included in Column I)	Other Affiliate Charges (Included in Column I)	Total Affiliate Charges (Included in Column I)	Total Native Charges (Columns I less L) Within the Total Additions to Plant-in-Service Shown in Column (I)
981	A.0001002.002	115kV N loving Sub Ter Upg Xcel Por	2017-10	683,806.57	2,034.81	337.98	2,372.79	681,433.78
982	A.0001002.002 Total			683,806.57	2,034.81	337.98	2,372.79	681,433.78
983	A.0001051.001	Hale V72 Treminal Upgrade	2018-12	50,371.60	38.53	-	38.53	50,333.07
984	A.0001051.001 Total			50,371.60	38.53	-	38.53	50,333.07
985	A.0001067.001	Lubbock East K57 Relay Upgrade	2019-01	382,017.47	7,335.56	-	7,335.56	374,681.91
986	A.0001067.001 Total			382,017.47	7,335.56	-	7,335.56	374,681.91
987	A.0001067.004	Lubbock South K64 Relay Upgrade	2018-10	304,349.19	8,211.64	-	8,211.64	296,137.55
988	A.0001067.004 Total			304,349.19	8,211.64	-	8,211.64	296,137.55
989	A.0001068.001	T97 Structure Relocate	2017-11	38,664.31	3,634.64	-	3,634.64	35,029.67
990	A.0001068.001 Total			38,664.31	3,634.64	-	3,634.64	35,029.67
991	A.0001078.003	Needmore UPLC Upgrade	2018-05	26,428.38	-	-	-	26,428.38
992	A.0001078.003 Total			26,428.38	-	-	-	26,428.38
993	A.0001106.001	WIPP W38 Structure Relocate	2018-06	(72,878.33)	50,215.86	-	50,215.86	(123,094.19)
994	A.0001106.001 Total			(72,878.33)	50,215.86	-	50,215.86	(123,094.19)
995	A.0001126.001	Inst Temp Switch Reimb TOIF	2018-08	(320,517.06)	528.85	-	528.85	(321,045.91)
996	A.0001126.001 Total			(320,517.06)	528.85	-	528.85	(321,045.91)
997	A.0001126.002	Inst 3 1 Way 115kV Switch	2018-11	252,239.14	2,251.98	-	2,251.98	249,987.16
998	A.0001126.002 Total			252,239.14	2,251.98	-	2,251.98	249,987.16
999	A.0001156.001	Int 1 Way 115kV Switch Tap	2018-09	(26,443.04)	6,623.34	-	6,623.34	(33,066.38)
1000	A.0001156.001 Total			(26,443.04)	6,623.34	-	6,623.34	(33,066.38)
1001	A.0001183.001	Cochran Terminal Upgrade Sub	2018-10	156,433.23	3,721.54	-	3,721.54	152,711.69
1002	A.0001183.001 Total			156,433.23	3,721.54	-	3,721.54	152,711.69
1003	A.0001183.004	U19 Plains to LTDW Line Side	2018-10	139,621.09	2,201.84	-	2,201.84	137,419.25
1004	A.0001183.004 Total			139,621.09	2,201.84	-	2,201.84	137,419.25
1005	A.0001183.005	U20 LTDW to Cochran Line Side	2018-10	80,559.35	7,561.53	-	7,561.53	72,997.82
1006	A.0001183.005 Total			80,559.35	7,561.53	-	7,561.53	72,997.82
1007	A.0001183.006	RO6 NEEDMORE TO YOAKUM 230KV LINE	2018-10	549,751.64	-	-	-	549,751.64
1008	A.0001183.006 Total			549,751.64	-	-	-	549,751.64
1009	A.0001267.001	345/115kV 448MVA XfmrspareSub	2019-01	3,252,814.73	6,988.70	-	6,988.70	3,245,826.03
1010	A.0001267.001 Total			3,252,814.73	6,988.70	-	6,988.70	3,245,826.03
1011	A.0001270.001	Bensing 115/12.47KV Dist(TAM)	2017-06	23,774.41	-	0.12	0.12	23,774.29
1012	A.0001270.001 Total			23,774.41	-	0.12	0.12	23,774.29
1013	A.0001270.003	New Sw and Tap to Bensing Sub T98	2017-04	(24,115.42)	-	11.38	11.38	(24,126.80)
1014	A.0001270.003 Total			(24,115.42)	-	11.38	11.38	(24,126.80)
1015	A.0001270.004	Higg Relay Addition	2017-06	2,461.92	194.65	0.18	194.83	2,267.09

Southwestern Public Service Company

Transmission Capital Additions for
July 1, 2017 through March 31, 2019

	(A)	(B)	(C)	(D)	(E)
Line No.	**WBS Level 4 Number**	**WBS Level 4 Description**	**Asset Class**	**Witness**	**Project Category**
1016					
1017	A.0001272.001.001.002	CARGILL INST 144 MVAR CAP BK	Electric Transmission	Cooley	RE
1018					
1019	A.0001273.005.001.003	TUCO SUB: RPL 69KV DISCONNECTS	Electric Transmission	Cooley	SR
1020	A.0001273.005.001.007	East Plant Install Arrester Station	Electric Transmission	Cooley	SR
1021					
1022	A.0001273.006.001.002	RIVERVIEW V38 115KV TERMINAL UPGRAD	Electric Transmission	Cooley	SR
1023					
1024	A.0001273.007.001.001	HITCHLAND-REPL 345KV NOBLE WIND CTP	Electric Transmission	Cooley	SR
1025					
1026	A.0001273.009.001.001	MURPHY UPGRADE V40 TERMINAL TO CARL	Electric Transmission	Cooley	SR
1027					
1028	A.0001273.011.001.001	LUBBOCK SOUTH INT RPL TRF HS BUSHIN	Electric Transmission	Cooley	SR
1029					
1030	A.0001273.020.001.001	RVCO - RPL 230KV BKR 4K65	Electric Transmission	Cooley	SR
1031					
1032	A.0001283.004.001.001	Lea Plains Metering	Electric Transmission	Cooley	RE
1033					
1034	A.0001300.009.001.002	Reterm 115KV Line Roswell City T24	Electric Transmission	Cooley	RE
1035					
1036	A.0001300.014.001.002	Wreckout Rebuilt 115KV Line U13	Electric Transmission	Cooley	RE
1037					
1038	A.0001300.023.001.001	ROSWELL INTG SIERRA SUB U 13 ROW	Electric Transmission	Cooley	RE
1039					
1040	A.0001300.025.001.001	Z09 RSWL - BSHR RBLD STR 2 TO 10	Electric Transmission	Cooley	RE
1041					
1042	A.0001310.001.001.002	J25 CARP TO FNSS 345KV OLD J07 RETE	Electric Transmission	Cooley	RE
1043					
1044	A.0001310.002.001.002	J26 HTLD TO CARP 345KV OLD J07 RETE	Electric Transmission	Cooley	RE
1045					
1046	A.0001310.003.001.003	STEVENS INST 345KV THREE POSITION R	Electric Transmission	Cooley	RE
1047					
1048	A.0001310.004.001.002	STEVENS COUNTY SUBSTATION LAND	Electric Transmission	Cooley	RE
1049	A.0001310.004.001.003	STEVENS COUNTY SUBSTATION	Electric Transmission	Cooley	RE
1050					

Southwestern Public Service Company

Transmission Capital Additions for
July 1, 2017 through March 31, 2019

	(F)	(G)	(H)	(I)	(J)	(K)	(L)	(M)
Line No.	WBS Level 2 Number	WBS Level 2 Description	In-Service Date (year-month)	Additions to Plant-In-Service (July 1, 2017 - March 31, 2019)	XES Charges (Included in Column I)	Other Affiliate Charges (Included in Column I)	Total Affiliate Charges (Included in Column I)	Total Native Charges (Columns I less L) Within the Total Additions to Plant-in-Service Shown in Column (I)
1016	A.0001270.004 Total			2,461.92	194.65	0.18	194.83	2,267.09
1017	A.0001272.001	Cargill 14.4 Mvar Cap Bank	2018-12	1,784,111.21	210,692.51	-	210,692.51	1,573,418.70
1018	A.0001272.001 Total			1,784,111.21	210,692.51	-	210,692.51	1,573,418.70
1019	A.0001273.005	Facil UpgSub Ancillary Eq2016	2016-12	5,907.92	6,862.78	-	6,862.78	(954.86)
1020	A.0001273.005	Facil UpgSub Ancillary Eq2016	2019-03	39,460.87	-	-	-	39,460.87
1021	A.0001273.005 Total			45,368.79	6,862.78	-	6,862.78	38,506.01
1022	A.0001273.006	Riverview V38 WT Switch Rpl Su	2017-05	(68,118.44)	140.84	-	140.84	(68,259.28)
1023	A.0001273.006 Total			(68,118.44)	140.84	-	140.84	(68,259.28)
1024	A.0001273.007	Hitchland 345kV CT PT Upgrade	2016-11	(8.33)	82.47	-	82.47	(90.80)
1025	A.0001273.007 Total			(8.33)	82.47	-	82.47	(90.80)
1026	A.0001273.009	Murphy Upgrade V40 Terminal to Carl	2016-12	9,594.91	-	-	-	9,594.91
1027	A.0001273.009 Total			9,594.91	-	-	-	9,594.91
1028	A.0001273.011	Lubbock South 230kV Xfmr Bushings	2017-04	(1,203.56)	-	-	-	(1,203.56)
1029	A.0001273.011 Total			(1,203.56)	-	-	-	(1,203.56)
1030	A.0001273.020	Roosevelt Breaker 4K65 Replacement	2018-12	740,745.44	-	-	-	740,745.44
1031	A.0001273.020 Total			740,745.44	-	-	-	740,745.44
1032	A.0001283.004	Lea Plains Metering	2018-05	27,458.56	-	-	-	27,458.56
1033	A.0001283.004 Total			27,458.56	-	-	-	27,458.56
1034	A.0001300.009	Reterm 115KV Roswell City	2018-11	177,640.43	25,366.49	-	25,366.49	152,273.94
1035	A.0001300.009 Total			177,640.43	25,366.49	-	25,366.49	152,273.94
1036	A.0001300.014	Wreckout Rebuild 115KV LineT24	2018-11	2,064,695.25	173,138.56	-	173,138.56	1,891,556.69
1037	A.0001300.014 Total			2,064,695.25	173,138.56	-	173,138.56	1,891,556.69
1038	A.0001300.023	T24 ROW	2017-12	253,795.04	33,227.54	-	33,227.54	220,567.50
1039	A.0001300.023 Total			253,795.04	33,227.54	-	33,227.54	220,567.50
1040	A.0001300.025	Wreckout Rebuild Z09 Dble Ckt	2018-11	127,912.78	12,098.06	-	12,098.06	115,814.72
1041	A.0001300.025 Total			127,912.78	12,098.06	-	12,098.06	115,814.72
1042	A.0001310.001	Reterm 345KV Line J7	2018-06	746,883.28	552.99	(163.80)	389.19	746,494.09
1043	A.0001310.001 Total			746,883.28	552.99	(163.80)	389.19	746,494.09
1044	A.0001310.002	Reterm 345KV Line Old J7	2018-06	747,383.99	1,511.45	(136.50)	1,374.95	746,009.04
1045	A.0001310.002 Total			747,383.99	1,511.45	(136.50)	1,374.95	746,009.04
1046	A.0001310.003	Walkemeyer 345/115 Sub	2018-06	11,791,330.21	65,340.01	(392.01)	64,948.00	11,726,382.21
1047	A.0001310.003 Total			11,791,330.21	65,340.01	(392.01)	64,948.00	11,726,382.21
1048	A.0001310.004	Walkemeyer 345/115 Sub Land	2017-11	117,506.41	-	-	-	117,506.41
1049	A.0001310.004	Walkemeyer 345/115 Sub Land	2017-12	25,992.41	21,936.33	-	21,936.33	4,056.08
1050	A.0001310.004 Total			143,498.82	21,936.33	-	21,936.33	121,562.49

Southwestern Public Service Company

Transmission Capital Additions for
July 1, 2017 through March 31, 2019

	(A)	(B)	(C)	(D)	(E)
Line No.	**WBS Level 4 Number**	**WBS Level 4 Description**	**Asset Class**	**Witness**	**Project Category**
1051	A.0001310.006.001.002	Finney Relay Settings CARP	Electric Transmission	Cooley	RE
1052					
1053	A.0001310.012.001.002	Finney UPLC upgrade	Electric Transmission	Cooley	RE
1054					
1055	A.0001310.013.001.002	Hitchland UPLC upgrade	Electric Transmission	Cooley	RE
1056					
1057	A.0001312.003.001.002	CARDINAL REPL 115KV T85 JUMPERS	Electric Transmission	Cooley	RE
1058					
1059	A.0001312.004.001.002	U03 115KV TARGA CARDINAL RECONDUCTO	Electric Transmission	Cooley	RE
1060					
1061	A.0001319.005.001.002	W40 REBUILD PANDA TAP TO DEAF SMITH	Electric Transmission	Cooley	RE
1062					
1063	A.0001319.006.001.002	W40 REBUILD DAWN TO PANDA TAP	Electric Transmission	Cooley	RE
1064					
1065	A.0001319.007.001.002	W40 REBUILD CANYON WEST TO DAWN	Electric Transmission	Cooley	RE
1066					
1067	A.0001319.008.001.002	W40 Rebuild ROW	Electric Transmission	Cooley	RE
1068					
1069	A.0001319.009.001.002	INSTALL - CANYON WEST W40 115KV LIN	Electric Transmission	Cooley	RE
1070					
1071	A.0001319.011.001.003	DEAF SMITH W40 UPGRADE	Electric Transmission	Cooley	RE
1072					
1073	A.0001319.012.001.001	K11 BULD-DSTG RAISE STR 458 NON-REI	Electric Transmission	Cooley	RE
1074					
1075	A.0001325.004.001.002	ROW T75	Electric Transmission	Cooley	RE
1076					
1077	A.0001343.001.001.001	TUCO - V14 LUBBOCK EAST 115KV LINE	Electric Transmission	Cooley	RE
1078					
1079	A.0001343.003.001.001	LUBBOCK EAST - V14 TUCO 115KV LINE	Electric Transmission	Cooley	RE
1080					
1081	A.0001359.001.001.001	CASTRO COUNTY NEW 115KV TERMINAL	Electric Transmission	Cooley	GI
1082					
1083	A.0001374.001.001.003	W52 STEP NEWHART TO KRESS ROW	Electric Transmission	Cooley	RE
1084					
1085	A.0001374.002.001.003	W53 STEP NEWHART TO LAMTON 115KV RO	Electric Transmission	Cooley	RE

Southwestern Public Service Company

Transmission Capital Additions for
July 1, 2017 through March 31, 2019

	(F)	(G)	(H)	(I)	(J)	(K)	(L)	(M)
Line No.	WBS Level 2 Number	WBS Level 2 Description	In-Service Date (year-month)	Additions to Plant-In-Service (July 1, 2017 - March 31, 2019)	XES Charges (Included in Column I)	Other Affiliate Charges (Included in Column I)	Total Affiliate Charges (Included in Column I)	Total Native Charges (Columns I less L) Within the Total Additions to Plant-in-Service Shown in Column (I)
1051	A.0001310.006	Finney Relay Settings	2018-06	(5.81)	-	-	-	(5.81)
1052	A.0001310.006 Total			(5.81)	-	-	-	(5.81)
1053	A.0001310.012	Finney J25 Terminal UPLC	2018-12	184,925.66	4,170.41	-	4,170.41	180,755.25
1054	A.0001310.012 Total			184,925.66	4,170.41	-	4,170.41	180,755.25
1055	A.0001310.013	Hitchland J26 Terminal UPLC	2018-12	235,591.98	3,813.63	-	3,813.63	231,778.35
1056	A.0001310.013 Total			235,591.98	3,813.63	-	3,813.63	231,778.35
1057	A.0001312.003	Targa Cardinal Sub	2018-07	8,753.48	2,962.72	-	2,962.72	5,790.76
1058	A.0001312.003 Total			8,753.48	2,962.72	-	2,962.72	5,790.76
1059	A.0001312.004	TargaCardinal Recond115kV Line	2018-01	1,286,124.21	45,026.32	(19.81)	45,006.51	1,241,117.70
1060	A.0001312.004 Total			1,286,124.21	45,026.32	(19.81)	45,006.51	1,241,117.70
1061	A.0001319.005	W40 Rebld Panda Tap Deaf Smith	2018-11	1,758,973.18	116,234.15	0.18	116,234.33	1,642,738.85
1062	A.0001319.005 Total			1,758,973.18	116,234.15	0.18	116,234.33	1,642,738.85
1063	A.0001319.006	W40 Rebuild Dawn to Panda Tap	2018-04	3,135,356.31	88,980.33	37.37	89,017.70	3,046,338.61
1064	A.0001319.006 Total			3,135,356.31	88,980.33	37.37	89,017.70	3,046,338.61
1065	A.0001319.007	W40 Recond Canyon WDeaf Smith	2018-02	4,714,694.21	138,025.21	1.65	138,026.86	4,576,667.35
1066	A.0001319.007 Total			4,714,694.21	138,025.21	1.65	138,026.86	4,576,667.35
1067	A.0001319.008	W40 Rebuild ROW	2018-07	109,875.53	204.98	-	204.98	109,670.55
1068	A.0001319.008 Total			109,875.53	204.98	-	204.98	109,670.55
1069	A.0001319.009	Canyon West Sub W40 Term Upgr	2018-02	707,539.53	21,067.86	-	21,067.86	686,471.67
1070	A.0001319.009 Total			707,539.53	21,067.86	-	21,067.86	686,471.67
1071	A.0001319.011	Deaf Smith W40 Term Upgr	2018-11	338,211.25	6,205.71	-	6,205.71	332,005.54
1072	A.0001319.011 Total			338,211.25	6,205.71	-	6,205.71	332,005.54
1073	A.0001319.012	Line Crossing 230kV	2018-01	55,184.00	567.95	-	567.95	54,616.05
1074	A.0001319.012 Total			55,184.00	567.95	-	567.95	54,616.05
1075	A.0001325.004	ROW W77/T75	2019-01	45,183.31	-	-	-	45,183.31
1076	A.0001325.004 Total			45,183.31	-	-	-	45,183.31
1077	A.0001343.001	Tuco Brkr N922 Upgrade Sub	2016-04	7,815.01	7,762.19	-	7,762.19	52.82
1078	A.0001343.001 Total			7,815.01	7,762.19	-	7,762.19	52.82
1079	A.0001343.003	Lubbock E Term V14 Switches Su	2016-04	5,431.33	7,180.13	-	7,180.13	(1,748.80)
1080	A.0001343.003 Total			5,431.33	7,180.13	-	7,180.13	(1,748.80)
1081	A.0001359.001	Castro Co Terminal Orion Wind	2016-10	543.43	375.22	-	375.22	168.21
1082	A.0001359.001 Total			543.43	375.22	-	375.22	168.21
1083	A.0001374.001	Newhart to Kress ROW	2017-12	59,738.73	-	(73.50)	(73.50)	59,812.23
1084	A.0001374.001 Total			59,738.73	-	(73.50)	(73.50)	59,812.23
1085	A.0001374.002	Newhart to Lampton ROW	2017-12	31,638.71	-	-	-	31,638.71

Southwestern Public Service Company

Transmission Capital Additions for
July 1, 2017 through March 31, 2019

	(A)	(B)	(C)	(D)	(E)
Line No.	**WBS Level 4 Number**	**WBS Level 4 Description**	**Asset Class**	**Witness**	**Project Category**
1086					
1087	A.0002033.002.001.001	GREYHOUND - NEW 115-12.47KV SUB LIN	Electric Transmission	Cooley	RE
1088					
1089	A.0002035.001.001.001	WOLFFORTH REPLACE 115KV SWITCHES 79	Electric Transmission	Cooley	RE
1090					
1091	A.0002038.001.001.002	NORTON-115KV TERMINAL ADDITION FOR	Electric Transmission	Cooley	GI
1092					
1093	A.0002043.001.001.001	MADDOX - REPL LINE T14 115KV WAVE T	Electric Transmission	Cooley	RE
1094					
1095	A.0002049.002.001.002	U10 PTJU KIOWA 115KV RETERMINATION	Electric Transmission	Cooley	RE
1096					
1097	A.0000424.037.001.002	J20 HOBBS KIWA 345KV NEW 48 MILE LI	Electric Transmission	Cooley	RE
1098					
1099	A.0001078.002.001.001	UPLC UpgradeTolk Needmore Parent	Electric Transmission	Cooley	SR
1100					
1101	A.0001097.002.001.001	INST Z77 69KV SW	Electric Transmission	Cooley	LI
1102					
1103	A.0000781.017.001.001	U17 CLTR-OUTP IN-OUT OF OUTP	Electric Transmission	Cooley	RE
1104					
1105	A.0001310.007.001.001	Hitchland Relay Settings CARP	Electric Transmission	Cooley	RE
1106					
1107	A.0000936.003.001.002	T28 115KV ROCKY FORD TAP SWITCH	Electric Transmission	Cooley	LI
1108					
1109	A.0000851.001.001.001	PRINGLE INTG-UPGRADE STATION TO BRE	Electric Transmission	Cooley	SR/LI
1110					
1111	A.0001273.012.001.001	AMOCO SW STA RPL 230KV GOABS	Electric Transmission	Cooley	SR
1112					
1113	A.0000736.005.001.001	R05 TKST NDMR 230KV TERM INTO NDMR	Electric Transmission	Cooley	GI
1114					
1115	A.0000488.008.001.001	RR TO AGAVE 115KV RR TERM WK PRE CO	Electric Transmission	Cooley	RE
1116					
1117	A.0000488.009.001.002	OCHOA INST BRK FAILURE TRANS TRIP R	Electric Transmission	Cooley	RE
1118					
1119	A.0000767.005.001.001	SOUTH GEORGIA 115KV TERMINAL UPGRAD	Electric Transmission	Cooley	RE
1120					

Southwestern Public Service Company

Transmission Capital Additions for
July 1, 2017 through March 31, 2019

	(F)	(G)	(H)	(I)	(J)	(K)	(L)	(M)
Line No.	WBS Level 2 Number	WBS Level 2 Description	In-Service Date (year-month)	Additions to Plant-In-Service (July 1, 2017 - March 31, 2019)	XES Charges (Included in Column I)	Other Affiliate Charges (Included in Column I)	Total Affiliate Charges (Included in Column I)	Total Native Charges (Columns I less L) Within the Total Additions to Plant-in-Service Shown in Column (I)
1086	A.0001374.002 Total			31,638.71	-	-	-	31,638.71
1087	A.0002033.002	Market St Sub Greyhound 50565	2018-02	583,775.47	20,604.03	-	20,604.03	563,171.44
1088	A.0002033.002 Total			583,775.47	20,604.03	-	20,604.03	563,171.44
1089	A.0002035.001	TPL Rpl 600 Amp Switches at Wo	2017-11	129,907.59	2,390.55	-	2,390.55	127,517.04
1090	A.0002035.001 Total			129,907.59	2,390.55	-	2,390.55	127,517.04
1091	A.0002038.001	Caprock Solar Bus Tie Sub	2016-11	103.93	61.87	-	61.87	42.06
1092	A.0002038.001 Total			103.93	61.87	-	61.87	42.06
1093	A.0002043.001	T14 Terminal Upgrade Sub	2017-03	(2,416.72)	-	-	-	(2,416.72)
1094	A.0002043.001 Total			(2,416.72)	-	-	-	(2,416.72)
1095	A.0002049.002	Potash Kiowa 115kV Line	2018-04	651,514.72	940.29	37.01	977.30	650,537.42
1096	A.0002049.002 Total			651,514.72	940.29	37.01	977.30	650,537.42
1097	A.0000424.037	OPIE 3_Hobbs-Kiowa 345kV Line_	2018-03	47,521,797.01	129,896.92	380.76	130,277.68	47,391,519.33
1098	A.0000424.037 Total			47,521,797.01	129,896.92	380.76	130,277.68	47,391,519.33
1099	A.0001078.002	Tolk UPLC Upgrade	2018-05	88,684.59	2,380.92	-	2,380.92	86,303.67
1100	A.0001078.002 Total			88,684.59	2,380.92	-	2,380.92	86,303.67
1101	A.0001097.002	Inst Z77 60kV Switch Reimb TOIF	2018-09	(26,467.16)	3,983.96	-	3,983.96	(30,451.12)
1102	A.0001097.002 Total			(26,467.16)	3,983.96	-	3,983.96	(30,451.12)
1103	A.0000781.017	U17 Coulter to Outpost	2018-07	74,085.00	23,446.27	-	23,446.27	50,638.73
1104	A.0000781.017 Total			74,085.00	23,446.27	-	23,446.27	50,638.73
1105	A.0001310.007	Hitchland Relay Settings Texas	2018-06	(10.38)	-	-	-	(10.38)
1106	A.0001310.007 Total			(10.38)	-	-	-	(10.38)
1107	A.0000936.003	South Springlake-T28 Tap&Switc	2019-01	(5.17)	(5.26)	-	(5.26)	0.09
1108	A.0000936.003 Total			(5.17)	(5.26)	-	(5.26)	0.09
1109	A.0000851.001	Pringle Substation Sub	2016-11	(9,026.08)	33.21	35.12	68.33	(9,094.41)
1110	A.0000851.001 Total			(9,026.08)	33.21	35.12	68.33	(9,094.41)
1111	A.0001273.012	Amoco Switch Replacement	2018-04	60,116.47	9,962.64	1,165.81	11,128.45	48,988.02
1112	A.0001273.012 Total			60,116.47	9,962.64	1,165.81	11,128.45	48,988.02
1113	A.0000736.005	Tolk Needmore Retermination	2018-04	690,440.30	32,838.62	(76.05)	32,762.57	657,677.73
1114	A.0000736.005 Total			690,440.30	32,838.62	(76.05)	32,762.57	657,677.73
1115	A.0000488.008	Opie Roadrunner Agave Ochoa Pre Con	2018-07	(1,699.53)	(23,938.37)	-	(23,938.37)	22,238.84
1116	A.0000488.008 Total			(1,699.53)	(23,938.37)	-	(23,938.37)	22,238.84
1117	A.0000488.009	Ochoa Terminal Work	2018-07	271,958.51	100.15	-	100.15	271,858.36
1118	A.0000488.009 Total			271,958.51	100.15	-	100.15	271,858.36
1119	A.0000767.005	South Georgia Substation	2017-04	1,447.27	100.00	0.52	100.52	1,346.75
1120	A.0000767.005 Total			1,447.27	100.00	0.52	100.52	1,346.75

Southwestern Public Service Company

Transmission Capital Additions for
July 1, 2017 through March 31, 2019

	(A)	(B)	(C)	(D)	(E)
Line No.	WBS Level 4 Number	WBS Level 4 Description	Asset Class	Witness	Project Category
1121	A.0000427.011.001.001	K83 OASI STR75 230KV 115KV LN WKS L	Electric Transmission	Cooley	SR
1122					
1123	A.0000287.035.001.001	POTASH JUNCTION 115KV V18 LN TERM U	Electric Transmission	Cooley	SR
1124					
1125	A.0000463.008.001.002	W66 POSO TP-GRHD 115KV NEW LINE	Electric Transmission	Cooley	RE
1126					
1127	A.0000303.030.001.001	J-01,S&E,REHAB,UNSCHLD,REPL STORM D	Electric Transmission	Cooley	SR
1128					
1129	A.0000424.039.001.002	KIOWA SUB LAND 345KV	Electric Transmission	Cooley	RE
1130					
1131	A.0000424.095.001.002	ROADRUNNER - 345-115KV XFMR CONVERS	Electric Transmission	Cooley	RE
1132					
1133	A.0001273.013.001.001	Mustang SubRplc Switches D927 D943	Electric Transmission	Cooley	SR
1134					
1135	A.0000522.005.001.002	CHAVES - NEW 115KV TERMINAL	Electric Transmission	Cooley	RE
1136					
1137	A.0000303.029.001.015	T-07,S&E,REHAB,UNSHCLD,REPL FIRE DA	Electric Transmission	Cooley	SR
1138					
1139	A.0000467.007.001.001	OCHILTREE 115KV COLE LINE TERMINAL	Electric Transmission	Cooley	RE
1140					
1141	A.0001273.017.001.001	Jones Transformer Pad	Electric Transmission	Cooley	SR
1142					
1143	A.0000646.001.001.001	WADE - CONVERT FROM 69KV TO 115KV T	Electric Transmission	Cooley	RE
1144					
1145	A.0000221.001.001.001	SUNSET ? ADD 115-13.2KV 28MVA TRSF	Electric Transmission	Cooley	LI
1146					
1147	A.0000974.012.001.001	OPTIMA LAND ELEC TRAN SUB OK	Electric Transmission	Cooley	TI
1148					
1149	A.0000194.008.001.001	Cochran Whiteface Z26 Rebuild	Electric Transmission	Cooley	RE
1150					
1151	A.0002049.001.001.002	POTASH ? ADD KIOWA 115KV TERMINAL	Electric Transmission	Cooley	RE
1152					
1153	A.0001271.004.001.002	U04 CRDL TEAG 115KV RECON	Electric Transmission	Cooley	RE
1154					
1155	A.0000767.016.001.002	T73 AMSO-SOGE 115KV DBL CKT RPLCMNT	Electric Transmission	Cooley	RE

Southwestern Public Service Company

Transmission Capital Additions for
July 1, 2017 through March 31, 2019

	(F)	(G)	(H)	(I)	(J)	(K)	(L)	(M)
Line No.	WBS Level 2 Number	WBS Level 2 Description	In-Service Date (year-month)	Additions to Plant-In-Service (July 1, 2017 - March 31, 2019)	XES Charges (Included in Column I)	Other Affiliate Charges (Included in Column I)	Total Affiliate Charges (Included in Column I)	Total Native Charges (Columns I less L) Within the Total Additions to Plant-in-Service Shown in Column (I)
1121	A.0000427.011	K83_Line Capacity Work	2016-12	(1,092,313.07)	165.86	-	165.86	(1,092,478.93)
1122	A.0000427.011 Total			(1,092,313.07)	165.86	-	165.86	(1,092,478.93)
1123	A.0000287.035	Potash 4920 Breaker Rplmnt	2017-10	306,546.86	1,565.08	-	1,565.08	304,981.78
1124	A.0000287.035 Total			306,546.86	1,565.08	-	1,565.08	304,981.78
1125	A.0000463.008	South Portales-Market Street L	2018-07	3,333,789.78	27,313.65	-	27,313.65	3,306,476.13
1126	A.0000463.008 Total			3,333,789.78	27,313.65	-	27,313.65	3,306,476.13
1127	A.0000303.030	SPS 2015 S&E TX B345kV Line	2015-05	(61.94)	-	-	-	(61.94)
1128	A.0000303.030 Total			(61.94)	-	-	-	(61.94)
1129	A.0000424.039	OPIE 2_Kiowa 345kV Sub Land_UI	2017-03	533.37	533.13	-	533.13	0.24
1130	A.0000424.039 Total			533.37	533.13	-	533.13	0.24
1131	A.0000424.095	Road Runner Sub Xfmr 345kV_UID	2018-04	6,793,459.16	59,087.71	-	59,087.71	6,734,371.45
1132	A.0000424.095 Total			6,793,459.16	59,087.71	-	59,087.71	6,734,371.45
1133	A.0001273.013	Mustang Switch Repalcement	2017-12	44,958.98	-	-	-	44,958.98
1134	A.0001273.013 Total			44,958.98	-	-	-	44,958.98
1135	A.0000522.005	Chaves-Price-Capitan 115 kV C	2018-01	813,084.19	15,184.80	(1.32)	15,183.48	797,900.71
1136	A.0000522.005 Total			813,084.19	15,184.80	(1.32)	15,183.48	797,900.71
1137	A.0000303.029	SPS 2015 S&E TX B115kVLine	2016-02	2,594.28	-	-	-	2,594.28
1138	A.0000303.029 Total			2,594.28	-	-	-	2,594.28
1139	A.0000467.007	W28-Reconduct 115 Ochiltree-Co	2015-11	(23.63)	-	-	-	(23.63)
1140	A.0000467.007 Total			(23.63)	-	-	-	(23.63)
1141	A.0001273.017	Jones Transformer Pad	2018-07	101,886.26	3,553.73	-	3,553.73	98,332.53
1142	A.0001273.017 Total			101,886.26	3,553.73	-	3,553.73	98,332.53
1143	A.0000646.001	Wade SubstationSub	2016-12	(26,835.41)	-	-	-	(26,835.41)
1144	A.0000646.001 Total			(26,835.41)	-	-	-	(26,835.41)
1145	A.0000221.001	Sunset Transformer Add Sub	2016-04	239.68	124.10	-	124.10	115.58
1146	A.0000221.001 Total			239.68	124.10	-	124.10	115.58
1147	A.0000974.012	Optima Land	2018-07	32,699.25	4,354.91	-	4,354.91	28,344.34
1148	A.0000974.012 Total			32,699.25	4,354.91	-	4,354.91	28,344.34
1149	A.0000194.008	Cochran Whiteface Z26 Rebuild	2018-11	1,628,543.52	151,198.32	-	151,198.32	1,477,345.20
1150	A.0000194.008 Total			1,628,543.52	151,198.32	-	151,198.32	1,477,345.20
1151	A.0002049.001	Potash Sub 115 kV Terminal Sub	2018-04	2,173,553.91	30,799.96	(108.59)	30,691.37	2,142,862.54
1152	A.0002049.001 Total			2,173,553.91	30,799.96	(108.59)	30,691.37	2,142,862.54
1153	A.0001271.004	Cardinal-Teague Recond 115kV	2018-11	144,758.28	15,102.24	-	15,102.24	129,656.04
1154	A.0001271.004 Total			144,758.28	15,102.24	-	15,102.24	129,656.04
1155	A.0000767.016	T-73 Rework Line	2017-03	74.08	-	-	-	74.08

Southwestern Public Service Company

Transmission Capital Additions for
July 1, 2017 through March 31, 2019

	(A)	(B)	(C)	(D)	(E)
Line No.	**WBS Level 4 Number**	**WBS Level 4 Description**	**Asset Class**	**Witness**	**Project Category**
1156					
1157	A.0000367.002.001.001	BOWERS - ADD 115-69KV 84MVA AUTOTRA	Electric Transmission	Cooley	RE
1158					
1159	A.0000610.003.001.001	BAILEY - ADD 115KV BUS AND TERMINA	Electric Transmission	Cooley	RE
1160					
1161	A.0002042.001.001.001	T-38,UPW,REHAB,UNSCHLD,INSTALL MONI	Electric Transmission	Cooley	OT
1162					
1163	A.0000094.001.001.001	METERING/NOBLE SUB: PULSE COUNTS FO	Electric Transmission	Cooley	SR
1164					
1165	A.0000673.026.001.002	NM STATELINE TO HOBBS J18 ROW	Electric Transmission	Cooley	RE
1166					
1167	A.0000781.010.001.001	V44 CLTR OWCR 115KV TXDOT LOOP 335	Electric Transmission	Cooley	RE
1168					
1169	A.0000424.099.001.001	W84 CHDW-WDDW 115KV NEW 12.6MI LINE	Electric Transmission	Cooley	RE
1170					
1171	A.0000401.024.001.002	BUSHLAND RPL RELAYING ON K59 2K05	Electric Transmission	Cooley	SR
1172					
1173	A.0000463.010.001.002	U02 POTL-GRHD 115KV NEW LINE	Electric Transmission	Cooley	RE
1174					
1175	A.0000296.005.001.002	W82 HFNE LAPA NEW 115KV LINE	Electric Transmission	Cooley	RE
1176					
1177	A.0000296.008.001.001	NE HEREFORD - 115KV TERMINAL TO CEN	Electric Transmission	Cooley	RE
1178					
1179	A.0000522.013.001.001	ROSWELL CAPITAN TERMINAL UPGRADE	Electric Transmission	Cooley	RE
1180					
1181	A.0000768.003.001.001	W-91 BLANCO - FLOYD 115KV FEED TO N	Electric Transmission	Cooley	GI
1182					
1183	A.0000105.007.001.003	PXST 230KV TERM UP REIMB	Electric Transmission	Cooley	GI
1184					
1185	A.0001300.013.001.002	ROSWELL INTG 115KV BKR ONE HALF	Electric Transmission	Cooley	RE
1186					
1187	A.0000488.001.001.002	W79 RDRN BAXE 115KV RETERM AT RDRN	Electric Transmission	Cooley	RE
1188					
1189	A.0000424.071.001.002	WIPP-115KV LINE RLYG UPGRADE TO LIV	Electric Transmission	Cooley	RE
1190					

Southwestern Public Service Company

Transmission Capital Additions for
July 1, 2017 through March 31, 2019

	(F)	(G)	(H)	(I)	(J)	(K)	(L)	(M)
Line No.	WBS Level 2 Number	WBS Level 2 Description	In-Service Date (year-month)	Additions to Plant-In-Service (July 1, 2017 - March 31, 2019)	XES Charges (Included in Column I)	Other Affiliate Charges (Included in Column I)	Total Affiliate Charges (Included in Column I)	Total Native Charges (Columns I less L) Within the Total Additions to Plant-in-Service Shown in Column (I)
1156	A.0000767.016 Total			74.08	-	-	-	74.08
1157	A.0000367.002	Bowers 2nd Auto Sub	2015-04	(51,121.43)	-	-	-	(51,121.43)
1158	A.0000367.002 Total			(51,121.43)	-	-	-	(51,121.43)
1159	A.0000610.003	Curry to Bailey 115kV Bailey S	2016-12	(317.16)	49.30	-	49.30	(366.46)
1160	A.0000610.003 Total			(317.16)	49.30	-	49.30	(366.46)
1161	A.0002042.001	T38 Fac Contamination Mitigati	2015-12	(3,343.17)	-	-	-	(3,343.17)
1162	A.0002042.001 Total			(3,343.17)	-	-	-	(3,343.17)
1163	A.0000094.001	Noble Substation 345kV	2012-07	(3,365.21)	-	-	-	(3,365.21)
1164	A.0000094.001 Total			(3,365.21)	-	-	-	(3,365.21)
1165	A.0000673.026	TX/NM Border-Hobbs 345kV ROW_U	2017-04	1,623,373.99	88,897.18	42.63	88,939.81	1,534,434.18
1166	A.0000673.026 Total			1,623,373.99	88,897.18	42.63	88,939.81	1,534,434.18
1167	A.0000781.010	Modify V44 at Coulter for SL335	2017-03	(61,360.89)	0.00	4,169.17	4,169.17	(65,530.06)
1168	A.0000781.010 Total			(61,360.89)	0.00	4,169.17	4,169.17	(65,530.06)
1169	A.0000424.099	China Draw-Wood Draw 115kV Lin	2017-06	416,521.41	16,440.15	-	16,440.15	400,081.26
1170	A.0000424.099 Total			416,521.41	16,440.15	-	16,440.15	400,081.26
1171	A.0000401.024	Bushland 230kV (2K05)Sub	2018-02	243,000.43	29,435.10	-	29,435.10	213,565.33
1172	A.0000401.024 Total			243,000.43	29,435.10	-	29,435.10	213,565.33
1173	A.0000463.010	Market St.-Portales Line	2018-02	4,694,574.20	22,348.16	(2,276.25)	20,071.91	4,674,502.29
1174	A.0000463.010 Total			4,694,574.20	22,348.16	(2,276.25)	20,071.91	4,674,502.29
1175	A.0000296.005	NE Hereford to New Center St.	2018-04	4,541,034.30	100,998.68	1.23	100,999.91	4,440,034.39
1176	A.0000296.005 Total			4,541,034.30	100,998.68	1.23	100,999.91	4,440,034.39
1177	A.0000296.008	NE Hereford Sub	2018-04	3,649,792.01	16,950.68	1.18	16,951.86	3,632,840.15
1178	A.0000296.008 Total			3,649,792.01	16,950.68	1.18	16,951.86	3,632,840.15
1179	A.0000522.013	Roswell Interchange W49 Relay	2018-01	87,569.71	4,318.21	-	4,318.21	83,251.50
1180	A.0000522.013 Total			87,569.71	4,318.21	-	4,318.21	83,251.50
1181	A.0000768.003	Floyd-Blanco Retermination-115	2018-03	236,425.53	3,468.60	14.97	3,483.57	232,941.96
1182	A.0000768.003 Total			236,425.53	3,468.60	14.97	3,483.57	232,941.96
1183	A.0000105.007	Plant X Terminal Upgrades TX	2018-03	941,533.66	1,888.71	-	1,888.71	939,644.95
1184	A.0000105.007 Total			941,533.66	1,888.71	-	1,888.71	939,644.95
1185	A.0001300.013	Roswell Intg 115KVBkr One Half	2018-11	1,309,965.59	36,890.67	-	36,890.67	1,273,074.92
1186	A.0001300.013 Total			1,309,965.59	36,890.67	-	36,890.67	1,273,074.92
1187	A.0000488.001	OXAG Tap Removal	2017-03	(31,013.19)	175.26	-	175.26	(31,188.45)
1188	A.0000488.001 Total			(31,013.19)	175.26	-	175.26	(31,188.45)
1189	A.0000424.071	WIPP Sub Relay Mods Livingston	2017-11	423,345.39	1,547.24	(0.70)	1,546.54	421,798.85
1190	A.0000424.071 Total			423,345.39	1,547.24	(0.70)	1,546.54	421,798.85

Southwestern Public Service Company

Transmission Capital Additions for
July 1, 2017 through March 31, 2019

	(A)	(B)	(C)	(D)	(E)
Line No.	WBS Level 4 Number	WBS Level 4 Description	Asset Class	Witness	Project Category
1191	A.0000220.005.001.009	TOLK SUBSTATION - REPLACE FAILED CC	Electric Transmission	Cooley	SR
1192	A.0000220.005.001.019	OSAGE SUB: RPL STATION METERING	Electric Transmission	Cooley	SR
1193					
1194	A.0000601.001.001.001	DEAF SMITH UPGRADE CKT2 XFMR TO 250	Electric Transmission	Cooley	RE
1195					
1196	A.0001319.010.001.001	DAWN RPLC 115KV DE DISC SWS 2908 29	Electric Transmission	Cooley	RE
1197					
1198	A.0000616.010.001.001	T37-SNST-CLTR-NEW DC STRUCTURE FOR	Electric Transmission	Cooley	RE
1199					
1200	A.0000417.003.001.001	ROW Tuco Intg-Woodward J-11	Electric Transmission	Cooley	EC/TI
1201					
1202	A.0001351.001.001.001	CHAVES - NEW 115KV CHAVES SOLAR TER	Electric Transmission	Cooley	GI
1203					
1204	A.0000424.203.001.001	QUAHADA - NEW 115KV SUB	Electric Transmission	Cooley	RE/LI
1205					
1206	A.0000540.018.001.002	W92 ATOKA TO EAGLE CREEK ROW	Electric Transmission	Cooley	RE
1207					
1208	A.0001300.022.001.003	RWCY - UPGRADE RELAYS T24 TERMINAL	Electric Transmission	Cooley	RE
1209					
1210	A.0000303.028.001.019	Z-69,S&E,REHAB,UNSCHLD,REPL 9 STRS	Electric Transmission	Cooley	SR
1211					
1212	A.0000640.008.001.002	TOLK BKR REPLACEMENTS TK12, TK39, T	Electric Transmission	Cooley	SR
1213					
1214	A.0000350.001.001.002	INST 115KV SW SUB REIMB	Electric Transmission	Cooley	GI
1215					
1216	A.0001076.001.001.001	W72 NOLO-CHDW INST 3 Way SW	Electric Transmission	Cooley	LI
1217					
1218	A.0000153.008.001.001	V77 Switch 4963 Replacement NM	Electric Transmission	Cooley	SR
1219					
1220	A.0001283.001.001.002	LEA CO PLAINS-ADD 115KV 14.4MVAR CA	Electric Transmission	Cooley	RE
1221					
1222	A.0000401.034.001.002	POTTER RPL RELAYING ON K59 2L50	Electric Transmission	Cooley	SR
1223					
1224	A.0001078.001.001.001	UPLC Upgrade Yoakum Needmore Parent	Electric Transmission	Cooley	SR
1225					

Southwestern Public Service Company

Transmission Capital Additions for
July 1, 2017 through March 31, 2019

	(F)	(G)	(H)	(I)	(J)	(K)	(L)	(M)
Line No.	WBS Level 2 Number	WBS Level 2 Description	In-Service Date (year-month)	Additions to Plant-In-Service (July 1, 2017 - March 31, 2019)	XES Charges (Included in Column I)	Other Affiliate Charges (Included in Column I)	Total Affiliate Charges (Included in Column I)	Total Native Charges (Columns I less L) Within the Total Additions to Plant-in-Service Shown in Column (I)
1191	A.0000220.005	SPS 2015 S&E Sub	2018-01	44,579.10	1,157.61	-	1,157.61	43,421.49
1192	A.0000220.005	SPS 2015 S&E Sub	2018-04	7,797.34	-	-	-	7,797.34
1193	A.0000220.005 Total			52,376.44	1,157.61	-	1,157.61	51,218.83
1194	A.0000601.001	Deaf Smith Upgrade 230/115 Xfm	2016-05	(4,710.31)	-	-	-	(4,710.31)
1195	A.0000601.001 Total			(4,710.31)	-	-	-	(4,710.31)
1196	A.0001319.010	Dawn Sub Terminal Upgrades	2018-04	231,429.07	6,702.14	-	6,702.14	224,726.93
1197	A.0001319.010 Total			231,429.07	6,702.14	-	6,702.14	224,726.93
1198	A.0000616.010	Inst Str on T-37 for Z-33 SwL	2016-07	(1,278.56)	-	-	-	(1,278.56)
1199	A.0000616.010 Total			(1,278.56)	-	-	-	(1,278.56)
1200	A.0000417.003	Tuco to Mooreland (Woodward) R	2012-12	(188,952.10)	-	-	-	(188,952.10)
1201	A.0000417.003 Total			(188,952.10)	-	-	-	(188,952.10)
1202	A.0001351.001	Terminal Add Sub	2016-08	92,634.02	-	-	-	92,634.02
1203	A.0001351.001 Total			92,634.02	-	-	-	92,634.02
1204	A.0000424.203	Quahada 4 Breaker Ring Switchi	2015-07	(316.43)	-	-	-	(316.43)
1205	A.0000424.203 Total			(316.43)	-	-	-	(316.43)
1206	A.0000540.018	W-92 ROW	2017-12	5,924.89	5,905.66	-	5,905.66	19.23
1207	A.0000540.018 Total			5,924.89	5,905.66	-	5,905.66	19.23
1208	A.0001300.022	Relay Upgr Roswell City Rosw Intg	2018-11	266,549.88	648.89	-	648.89	265,900.99
1209	A.0001300.022 Total			266,549.88	648.89	-	648.89	265,900.99
1210	A.0000303.028	SPS 2015 S&E TX B 69kV Line	2016-02	77.65	-	84.38	84.38	(6.73)
1211	A.0000303.028 Total			77.65	-	84.38	84.38	(6.73)
1212	A.0000640.008	Tolk-Repl Bkrs TK12TK39TK43TK5	2016-12	(30,199.05)	7,766.75	-	7,766.75	(37,965.80)
1213	A.0000640.008 Total			(30,199.05)	7,766.75	-	7,766.75	(37,965.80)
1214	A.0000350.001	Lost Draw Substation	2018-10	(1,606,213.45)	19,412.00	-	19,412.00	(1,625,625.45)
1215	A.0000350.001 Total			(1,606,213.45)	19,412.00	-	19,412.00	(1,625,625.45)
1216	A.0001076.001	Xcel Install 3 Way Switch	2018-03	230,971.65	5,635.06	-	5,635.06	225,336.59
1217	A.0001076.001 Total			230,971.65	5,635.06	-	5,635.06	225,336.59
1218	A.0000153.008	V77 Switch 4963 Replacement NM	2018-12	304,985.37	3,637.36	-	3,637.36	301,348.01
1219	A.0000153.008 Total			304,985.37	3,637.36	-	3,637.36	301,348.01
1220	A.0001283.001	Lea Co. Plains Sw. Cap Bank	2018-04	1,683,000.22	43,886.08	-	43,886.08	1,639,114.14
1221	A.0001283.001 Total			1,683,000.22	43,886.08	-	43,886.08	1,639,114.14
1222	A.0000401.034	Potter 230kV K59 Sub	2018-02	126,157.43	15,559.49	-	15,559.49	110,597.94
1223	A.0000401.034 Total			126,157.43	15,559.49	-	15,559.49	110,597.94
1224	A.0001078.001	Yoakum UPLC Upgrade	2018-05	165,180.47	2,812.74	-	2,812.74	162,367.73
1225	A.0001078.001 Total			165,180.47	2,812.74	-	2,812.74	162,367.73

Southwestern Public Service Company

Transmission Capital Additions for
July 1, 2017 through March 31, 2019

	(A)	(B)	(C)	(D)	(E)
Line No.	WBS Level 4 Number	WBS Level 4 Description	Asset Class	Witness	Project Category
1226	A.0000736.006.001.001	R06 NDMR YOCO 230KV TERM INTO NDMR	Electric Transmission	Cooley	GI
1227					
1228	A.0000616.002.001.001	T37-PUCKETT-SONCY TAP-115KV CONVERS	Electric Transmission	Cooley	RE
1229					
1230	A.0000409.008.001.001	EAST PLANT INSTALL 115KV LINE TERMI	Electric Transmission	Cooley	RE
1231					
1232	A.0001003.001.001.003	Lighthouse Switch Inst Bill of Sale	Electric Transmission	Cooley	OT
1233					
1234	A.0000290.006.001.002	SEVEN RIVERS 230KV EDDY CNTY LN RLY	Electric Transmission	Cooley	RE
1235					
1236	A.0000424.010.001.001	POTASH JCT - RPL XFMR #2 TO 84MVA 1	Electric Transmission	Cooley	RE
1237					
1238	A.0000424.107.001.001	POTASH JUNCTION 230/115 KV TRANSFOR	Electric Transmission	Cooley	RE
1239					
1240	A.0000424.185.001.001	ROADRUNNER - NEW 115/230KV SUB	Electric Transmission	Cooley	RE
1241					
1242	A.0000640.021.001.001	HITCHLAND 115KV LN W07 W09 RELAY MO	Electric Transmission	Cooley	SR
1243					
1244	A.0000658.001.001.002	YOCO - Inst 115kV BFR	Electric Transmission	Cooley	RE
1245					
1246	A.0000663.001.001.002	SNDW-Repl 230kV Wave Trap	Electric Transmission	Cooley	RE
1247					
1248	A.0000663.002.001.002	AMSS-Repl 230kV Wave Trap	Electric Transmission	Cooley	RE
1249					
1250	A.0000663.005.001.002	K03-Raise Str 657	Electric Transmission	Cooley	RE
1251					
1252	A.0000902.001.001.001	TUCO ? ADD 230KV HALE WIND TERMINAL	Electric Transmission	Cooley	GI
1253					
1254	A.0000286.014.001.001	LNCO Repl 69kv Bypass Switches	Electric Transmission	Cooley	SR
1255					
1256	A.0000916.002.001.001	K-21 PXST-DSTG 230KV DEAF SMITH SUB	Electric Transmission	Cooley	RE
1257					
1258	A.0000916.010.001.001	PLANT X230KV LRU TO DEAF SMITH K21	Electric Transmission	Cooley	RE
1259					
1260	A.0001285.001.001.002	U03 NEF-TARGA 115KV RECON	Electric Transmission	Cooley	RE

Southwestern Public Service Company

Transmission Capital Additions for
July 1, 2017 through March 31, 2019

	(F)	(G)	(H)	(I)	(J)	(K)	(L)	(M)
Line No.	WBS Level 2 Number	WBS Level 2 Description	In-Service Date (year-month)	Additions to Plant-In-Service (July 1, 2017 - March 31, 2019)	XES Charges (Included in Column I)	Other Affiliate Charges (Included in Column I)	Total Affiliate Charges (Included in Column I)	Total Native Charges (Columns I less L) Within the Total Additions to Plant-in-Service Shown in Column (I)
1226	A.0000736.006	Yoakum Needmore Retermination	2018-04	359,027.40	2,396.39	(76.05)	2,320.34	356,707.06
1227	A.0000736.006 Total			359,027.40	2,396.39	(76.05)	2,320.34	356,707.06
1228	A.0000616.002	115kV Line Tap to Soncy Line	2018-12	962,879.31	7,901.61	(1.13)	7,900.48	954,978.83
1229	A.0000616.002 Total			962,879.31	7,901.61	(1.13)	7,900.48	954,978.83
1230	A.0000409.008	East Plant Conv. for Hastings	2015-04	(1,076.11)	-	-	-	(1,076.11)
1231	A.0000409.008 Total			(1,076.11)	-	-	-	(1,076.11)
1232	A.0001003.001	Lighthouse Switch Install Transmiss	2018-03	324,193.01	1,567.25	-	1,567.25	322,625.76
1233	A.0001003.001 Total			324,193.01	1,567.25	-	1,567.25	322,625.76
1234	A.0000290.006	Seven Rivers Intg, Upgrade Eddy 230	2019-02	301,696.15	3,773.28	-	3,773.28	297,922.87
1235	A.0000290.006 Total			301,696.15	3,773.28	-	3,773.28	297,922.87
1236	A.0000424.010	Potash Junction 115/69 Xfmr Up	2015-08	24.91	25.68	-	25.68	(0.77)
1237	A.0000424.010 Total			24.91	25.68	-	25.68	(0.77)
1238	A.0000424.107	Potash Junction 230/115 Auto U	2016-05	2,068.88	2,018.13	-	2,018.13	50.75
1239	A.0000424.107 Total			2,068.88	2,018.13	-	2,018.13	50.75
1240	A.0000424.185	West Jal Sub	2015-10	257.26	240.79	-	240.79	16.47
1241	A.0000424.185 Total			257.26	240.79	-	240.79	16.47
1242	A.0000640.021	W07 Tx Cty SS Fr DCB to DCUB Rpl SE	2019-02	249,194.13	4,183.30	-	4,183.30	245,010.83
1243	A.0000640.021 Total			249,194.13	4,183.30	-	4,183.30	245,010.83
1244	A.0000658.001	Yoakum	2019-02	335,588.58	1,965.32	-	1,965.32	333,623.26
1245	A.0000658.001 Total			335,588.58	1,965.32	-	1,965.32	333,623.26
1246	A.0000663.001	Sundown Sub, Amoco Terminal	2019-02	245,644.65	1,805.02	-	1,805.02	243,839.63
1247	A.0000663.001 Total			245,644.65	1,805.02	-	1,805.02	243,839.63
1248	A.0000663.002	Amoco Sub, Sundown Terminal	2019-02	151,730.89	1,412.19	-	1,412.19	150,318.70
1249	A.0000663.002 Total			151,730.89	1,412.19	-	1,412.19	150,318.70
1250	A.0000663.005	K03 Structure Upgrade	2019-02	78,006.37	194.53	-	194.53	77,811.84
1251	A.0000663.005 Total			78,006.37	194.53	-	194.53	77,811.84
1252	A.0000902.001	Hale Co Wind 230kV Terminal at	2019-02	41,967.55	1,459.44	-	1,459.44	40,508.11
1253	A.0000902.001 Total			41,967.55	1,459.44	-	1,459.44	40,508.11
1254	A.0000286.014	LNCO Rplc 69kV Bypass Switches	2019-02	107,435.06	-	-	-	107,435.06
1255	A.0000286.014 Total			107,435.06	-	-	-	107,435.06
1256	A.0000916.002	Deaf Smith Reterm K21 Line	2016-11	690.19	675.48	-	675.48	14.71
1257	A.0000916.002 Total			690.19	675.48	-	675.48	14.71
1258	A.0000916.010	Plant X 230kV LRU to Deaf Smith	2019-02	496,684.12	7,884.39	-	7,884.39	488,799.73
1259	A.0000916.010 Total			496,684.12	7,884.39	-	7,884.39	488,799.73
1260	A.0001285.001	NEF-Targa Reconductor	2019-02	968,906.83	1,063.39	-	1,063.39	967,843.44

Southwestern Public Service Company

Transmission Capital Additions for
July 1, 2017 through March 31, 2019

	(A)	(B)	(C)	(D)	(E)
Line No.	**WBS Level 4 Number**	**WBS Level 4 Description**	**Asset Class**	**Witness**	**Project Category**
1261					
1262	A.0000424.145.001.002	T38 PTJU-INWE TAP 115KV REBUILD	Electric Transmission	Cooley	RE
1263	A.0000424.145.001.003	U08 PTJU INWE TAP 115KV REBUILD	Electric Transmission	Cooley	RE
1264					
1265	A.0000424.219.001.001	HOPI - ADD 115KV NORTH LOVING TERMI	Electric Transmission	Cooley	RE
1266					
1267	A.0001273.015.001.001	Deaf Smith Breaker 2K20 Replacement	Electric Transmission	Cooley	SR
1268					
1269	A.0000401.049.001.002	SERI - Replace BPRO Relay	Electric Transmission	Cooley	SR
1270					
1271	A.0000427.016.001.002	W14 Y98 Clearance Violations	Electric Transmission	Cooley	SR
1272					
1273	A.0001008.001.001.002	MAHY-NEW 230KV SW SUB TOIF REIMB	Electric Transmission	Cooley	LI
1274					
1275	A.0000916.007.001.001	BUSHLAND LN RLY UPGR DEAF SMITH K11	Electric Transmission	Cooley	RE
1276					
1277	A.0001008.010.001.001	R12 230kV AWOR Mahoney TLINE	Electric Transmission	Cooley	LI
1278					
1279	A.0000673.041.001.001	Yoakum 345 kV Land	Electric Transmission	Cooley	RE
1280					
1281	A.0001036.001.001.002	PXST - Add 2nd 230-115kV Auto TF	Electric Transmission	Cooley	RE
1282					
1283	A.0001008.006.001.001	BRU RELAY UPGRADE SUB	Electric Transmission	Cooley	LI
1284					
1285	A.0000424.150.001.002	OPIE PTJU Intrepid Term Sub	Electric Transmission	Cooley	RE
1286					
1287	A.0001188.002.001.001	Amoco Oxy UF Relay	Electric Transmission	Cooley	RE
1288					
1289	A.0001326.001.001.002	YOAKUM RPLC 230115KV CKT 1 TRANSFOR	Electric Transmission	Cooley	RE
1290					
1291	A.0001008.005.001.001	AWOR RELAY UPGRADE SUB	Electric Transmission	Cooley	LI
1292					
1293	A.0001008.009.001.001	R11 230kV BRU Mahoney TLINE	Electric Transmission	Cooley	LI
1294					
1295	A.0000640.034.001.001	COCO- REPLC 115 Brkr 9910	Electric Transmission	Cooley	SR

Southwestern Public Service Company

Transmission Capital Additions for
July 1, 2017 through March 31, 2019

	(F)	(G)	(H)	(I)	(J)	(K)	(L)	(M)
Line No.	WBS Level 2 Number	WBS Level 2 Description	In-Service Date (year-month)	Additions to Plant-In-Service (July 1, 2017 - March 31, 2019)	XES Charges (Included in Column I)	Other Affiliate Charges (Included in Column I)	Total Affiliate Charges (Included in Column I)	Total Native Charges (Columns I less L) Within the Total Additions to Plant-in-Service Shown in Column (I)
1261	A.0001285.001 Total			968,906.83	1,063.39	-	1,063.39	967,843.44
1262	A.0000424.145	Potash-Intrepid West 115kvRecd	2019-02	0.13	1,698.10	-	1,698.10	(1,697.97)
1263	A.0000424.145	Potash-Intrepid West 115kvRecd	2019-03	1,572,678.27	194.53	-	194.53	1,572,483.74
1264	A.0000424.145 Total			1,572,678.40	1,892.63	-	1,892.63	1,570,785.77
1265	A.0000424.219	Hopi to Copano Hopi Substation	2015-05	1,161.69	-	-	-	1,161.69
1266	A.0000424.219 Total			1,161.69	-	-	-	1,161.69
1267	A.0001273.015	Deaf Smith Breaker 2K20 Replacement	2019-03	203,985.51	-	-	-	203,985.51
1268	A.0001273.015 Total			203,985.51	-	-	-	203,985.51
1269	A.0000401.049	Seven Rivers BPRO Upgrade	2019-03	79,160.66	422.16	-	422.16	78,738.50
1270	A.0000401.049 Total			79,160.66	422.16	-	422.16	78,738.50
1271	A.0000427.016	W14 Y98 Clearance Violations	2019-03	296,067.31	-	-	-	296,067.31
1272	A.0000427.016 Total			296,067.31	-	-	-	296,067.31
1273	A.0001008.001	Inst 230kV Sw Station TOIFPortion	2019-03	210,707.96	-	-	-	210,707.96
1274	A.0001008.001 Total			210,707.96	-	-	-	210,707.96
1275	A.0000916.007	Remote End Upgrade for ring bus add	2019-03	471,351.30	816.58	-	816.58	470,534.72
1276	A.0000916.007 Total			471,351.30	816.58	-	816.58	470,534.72
1277	A.0001008.010	R12 230kV AWOR Mahoney TLINE	2019-03	343,734.51	601.09	-	601.09	343,133.42
1278	A.0001008.010 Total			343,734.51	601.09	-	601.09	343,133.42
1279	A.0000673.041	Yoakum 345 kV Land	2019-03	53,023.90	5,470.58	-	5,470.58	47,553.32
1280	A.0000673.041 Total			53,023.90	5,470.58	-	5,470.58	47,553.32
1281	A.0001036.001	Add 2nd 230-115kV XFMR at PlantX	2019-03	0.07	0.00	-	0.00	0.07
1282	A.0001036.001 Total			0.07	0.00	-	0.00	0.07
1283	A.0001008.006	BRU Relay Upgrade Sub	2019-03	122,514.57	135.65	-	135.65	122,378.92
1284	A.0001008.006 Total			122,514.57	135.65	-	135.65	122,378.92
1285	A.0000424.150	OPIE PTJU Intrepid Term Sub	2019-03	333,123.86	3,881.92	-	3,881.92	329,241.94
1286	A.0000424.150 Total			333,123.86	3,881.92	-	3,881.92	329,241.94
1287	A.0001188.002	Amoco Oxy UF Relay	2019-03	93,598.63	-	-	-	93,598.63
1288	A.0001188.002 Total			93,598.63	-	-	-	93,598.63
1289	A.0001326.001	Yoakum 230/115 Xfmr 1 Upgrade	2019-03	2,325,505.71	27,703.95	-	27,703.95	2,297,801.76
1290	A.0001326.001 Total			2,325,505.71	27,703.95	-	27,703.95	2,297,801.76
1291	A.0001008.005	AWOR Relay Upgrade Sub	2019-03	176,957.83	135.15	-	135.15	176,822.68
1292	A.0001008.005 Total			176,957.83	135.15	-	135.15	176,822.68
1293	A.0001008.009	R11 230kV BRU Mahoney TLINE	2019-03	400,415.00	2,626.55	-	2,626.55	397,788.45
1294	A.0001008.009 Total			400,415.00	2,626.55	-	2,626.55	397,788.45
1295	A.0000640.034	COCO 115kV Brkr 9910 Replacement	2019-03	149,863.85	-	-	-	149,863.85

Southwestern Public Service Company

Transmission Capital Additions for
July 1, 2017 through March 31, 2019

	(A)	(B)	(C)	(D)	(E)
Line No.	**WBS Level 4 Number**	**WBS Level 4 Description**	**Asset Class**	**Witness**	**Project Category**
1296					
1297	A.0001008.002.001.002	MAHY-NEW 230KV SW SUB	Electric Transmission	Cooley	LI
1298					
1299			**Total Electric Transmi**		
1300	A.0000245.003.001.001	GIST-II Computer SW- Phase 2	Electric General - Softw	Cooley	OT
1301	A.0000245.003.001.002	GIST-II Computer SW - Phase 1	Electric General - Softw	Cooley	OT
1302					
1303	A.0002062.001.001.001	SPS GIST IV Comp Software-SLR	Electric General - Softw	Cooley	OT
1304					
1305			**Total Electric General**		
1306	A.0000194.006.001.001	COCHRAN REPLACE RTU COMM	Electric General	Cooley	RE
1307					
1308	A.0000194.007.001.001	COCHRAN ADD COMM EQUIPMENT	Electric General	Cooley	RE
1309					
1310	A.0000215.019.001.001	PLEASANT HILL RTU/COMMUNICATION INS	Electric General	Cooley	RE
1311					
1312	A.0000215.031.001.001	FEC - COMM	Electric General	Cooley	RE
1313					
1314	A.0000220.030.001.001	Amoco RTU Replacement	Electric General	Cooley	SR
1315					
1316	A.0000296.007.001.002	LA PLATA DCP COMM	Electric General	Cooley	RE
1317					
1318	A.0000346.004.001.001	CROSSROADS COMM EQUIP	Electric General	Cooley	GI
1319					
1320	A.0000352.016.001.001	YOAKUM - COMM EQUIPMENT	Electric General	Cooley	RE
1321					
1322	A.0000421.052.001.001	SWISHER INTERCHANGE - RTU REPLACEME	Electric General	Cooley	RE
1323					
1324	A.0000424.018.001.001	POTASH JUNCTION - INSTALL NEW COMM	Electric General	Cooley	RE
1325					
1326	A.0000424.041.001.001	KIOWA-NEW 345KV-115KV RING BUS SUBS	Electric General	Cooley	RE

Southwestern Public Service Company

Transmission Capital Additions for
July 1, 2017 through March 31, 2019

	(F)	(G)	(H)	(I)	(J)	(K)	(L)	(M)
Line No.	**WBS Level 2 Number**	**WBS Level 2 Description**	**In-Service Date (year-month)**	**Additions to Plant-In-Service (July 1, 2017 - March 31, 2019)**	**XES Charges (Included in Column I)**	**Other Affiliate Charges (Included in Column I)**	**Total Affiliate Charges (Included in Column I)**	**Total Native Charges (Columns I less L) Within the Total Additions to Plant-in-Service Shown in Column (I)**
1296	A.0000640.034 Total			149,863.85	-	-	-	149,863.85
1297	A.0001008.002	Inst 230kV Sw Station XcelPortion	2019-03	4,112,431.80	194.56	-	194.56	4,112,237.24
1298	A.0001008.002 Total			4,112,431.80	194.56	-	194.56	4,112,237.24
1299				**449,758,948.52**	**7,771,314.41**	**16,697.28**	**7,788,011.69**	**441,970,936.83**
1300	A.0000245.003	GIST-II Computer SoftwareSPS	2016-12	$ 42,910.81	$ -	$ -	$ -	$ 42,910.81
1301	A.0000245.003	GIST-II Computer SoftwareSPS	2016-12	2,789.90	-	-	-	2,789.90
1302	A.0000245.003 Total			45,700.71	-	-	-	45,700.71
1303	A.0002062.001	GIST-IV Computer Software SPS	2016-12	49,959.48	49,604.16	-	49,604.16	355.32
1304	A.0002062.001 Total			49,959.48	49,604.16	-	49,604.16	355.32
1305				**95,660.19**	**49,604.16**	**-**	**49,604.16**	**46,056.03**
1306	A.0000194.006	Cochran RTU, Comm	2018-12	$ 228,136.15	$ 7,123.06	$ -	$ 7,123.06	$ 221,013.09
1307	A.0000194.006 Total			228,136.15	7,123.06	-	7,123.06	221,013.09
1308	A.0000194.007	Cochran Comm Equiup	2018-12	49,254.13	450.07	-	450.07	48,804.06
1309	A.0000194.007 Total			49,254.13	450.07	-	450.07	48,804.06
1310	A.0000215.019	Pleasant Hill RTU Comm	2015-02	7,171.00	-	-	-	7,171.00
1311	A.0000215.019 Total			7,171.00	-	-	-	7,171.00
1312	A.0000215.031	FEC COMM Install	2017-04	20,000.00	-	-	-	20,000.00
1313	A.0000215.031 Total			20,000.00	-	-	-	20,000.00
1314	A.0000220.030	Amoco RTU Replacement	2018-09	456,109.82	11,638.72	-	11,638.72	444,471.10
1315	A.0000220.030 Total			456,109.82	11,638.72	-	11,638.72	444,471.10
1316	A.0000296.007	New Centre St Comm	2018-04	212,859.09	-	-	-	212,859.09
1317	A.0000296.007 Total			212,859.09	-	-	-	212,859.09
1318	A.0000346.004	Mescalero Wind Comm for Crossr	2015-08	337,358.65	-	-	-	337,358.65
1319	A.0000346.004 Total			337,358.65	-	-	-	337,358.65
1320	A.0000352.016	Yoakum 230 kV Bus Rebld, Commu	2014-06	(313,943.84)	-	-	-	(313,943.84)
1321	A.0000352.016 Total			(313,943.84)	-	-	-	(313,943.84)
1322	A.0000421.052	Swisher Sub. Communications	2015-08	(22,846.38)	-	-	-	(22,846.38)
1323	A.0000421.052 Total			(22,846.38)	-	-	-	(22,846.38)
1324	A.0000424.018	Potash Junct 115/69 Xfmr UpgrC	2015-09	75.83	-	0.56	0.56	75.27
1325	A.0000424.018 Total			75.83	-	0.56	0.56	75.27
1326	A.0000424.041	OPIE 2_Kiowa 345kV Sub Comms_U	2018-03	583,994.36	28,823.85	-	28,823.85	555,170.51

Southwestern Public Service Company

Transmission Capital Additions for
July 1, 2017 through March 31, 2019

	(A)	(B)	(C)	(D)	(E)
Line No.	WBS Level 4 Number	WBS Level 4 Description	Asset Class	Witness	Project Category
1327					
1328	A.0000424.043.001.002	HOBBS GEN-345KV EEE COMMUNICATION I	Electric General	Cooley	RE
1329					
1330	A.0000424.056.001.001	CUSTER MOUNTAIN-NEW 115KV SWITCHING	Electric General	Cooley	RE
1331					
1332	A.0000424.069.001.002	LIVINGSTON RIDGE COMM EQUIP FOR 69K	Electric General	Cooley	RE
1333					
1334	A.0000424.074.001.001	SAGE BRUSH - NEW 115KV SUBSTATION C	Electric General	Cooley	RE
1335					
1336	A.0000424.077.001.001	CARDINAL - NEW 115KV SUBSTATION COM	Electric General	Cooley	RE
1337					
1338	A.0000424.129.001.001	CHINA DRAW SVC - COMMUNICATIONS	Electric General	Cooley	RE
1339					
1340	A.0000424.130.001.001	NORTH LOVING-NEW 115KV SUB COMM EQU	Electric General	Cooley	RE
1341					
1342	A.0000424.164.001.002	NORTH LOVING 345KV COMMUNICATIONS	Electric General	Cooley	RE
1343					
1344	A.0000424.168.001.002	CHINA DRAW 345KV COMMUNICATIONS	Electric General	Cooley	RE
1345	A.0000424.168.001.003	CHINA DRAW 345KV COMMUNICATIONS	Electric General	Cooley	RE
1346					
1347	A.0000424.173.001.001	W39 ENTERPRISE TAP SWITCH COMMUNICA	Electric General	Cooley	LI
1348					
1349	A.0000424.222.001.001	QUAHADA UPGR 115KV PCA LN COMM	Electric General	Cooley	RE
1350					
1351	A.0000424.223.001.001	HOPI COMM	Electric General	Cooley	RE
1352					
1353	A.0000424.233.001.001	Hopi breakers inst Pecos Term Sub C	Electric General	Cooley	RE
1354					
1355	A.0000494.003.001.001	SemnolxchngEastWest230115kVXfrmrRpl	Electric General	Cooley	RE
1356					
1357	A.0000499.016.001.001	V79 HTCO RVRV 115KV TAP TO BORGER W	Electric General	Cooley	SR
1358	A.0000499.016.001.002	T25 MOCO D19S 115KV TAP TO RBEC STO	Electric General	Cooley	SR
1359					
1360	A.0000511.017.001.001	CARLISLE COMM EQUIPMENT	Electric General	Cooley	RE
1361					

Southwestern Public Service Company

Transmission Capital Additions for
July 1, 2017 through March 31, 2019

	(F)	(G)	(H)	(I)	(J)	(K)	(L)	(M)
Line No.	WBS Level 2 Number	WBS Level 2 Description	In-Service Date (year-month)	Additions to Plant-In-Service (July 1, 2017 - March 31, 2019)	XES Charges (Included in Column I)	Other Affiliate Charges (Included in Column I)	Total Affiliate Charges (Included in Column I)	Total Native Charges (Columns I less L) Within the Total Additions to Plant-in-Service Shown in Column (I)
1327	A.0000424.041 Total			583,994.36	28,823.85	-	28,823.85	555,170.51
1328	A.0000424.043	OPIE 3_Hobbs 345kV Sub Comms_U	2018-03	475,458.15	1,121.00	73.65	1,194.65	474,263.50
1329	A.0000424.043 Total			475,458.15	1,121.00	73.65	1,194.65	474,263.50
1330	A.0000424.056	Custer Mt 115kV Sub Comms_UID	2017-05	2,158.34	374.82	(1.19)	373.63	1,784.71
1331	A.0000424.056 Total			2,158.34	374.82	(1.19)	373.63	1,784.71
1332	A.0000424.069	L Ridge 115kV Sub Comms_UID 50	2017-11	232,791.49	802.25	2.05	804.30	231,987.19
1333	A.0000424.069 Total			232,791.49	802.25	2.05	804.30	231,987.19
1334	A.0000424.074	Sage Brush 115kV Sub Comms_UID	2016-12	4,030.96	382.35	-	382.35	3,648.61
1335	A.0000424.074 Total			4,030.96	382.35	-	382.35	3,648.61
1336	A.0000424.077	Cardinal 115kV Sub Comms_UID 5	2017-05	192.02	-	-	-	192.02
1337	A.0000424.077 Total			192.02	-	-	-	192.02
1338	A.0000424.129	China Draw Sub Comm	2016-12	736.93	-	-	-	736.93
1339	A.0000424.129 Total			736.93	-	-	-	736.93
1340	A.0000424.130	North Loving RTU - comm	2015-05	75.75	41.37	-	41.37	34.38
1341	A.0000424.130 Total			75.75	41.37	-	41.37	34.38
1342	A.0000424.164	N Loving 345kV Sub Comms_UID 5	2018-05	567,117.00	28,570.69	-	28,570.69	538,546.31
1343	A.0000424.164 Total			567,117.00	28,570.69	-	28,570.69	538,546.31
1344	A.0000424.168	China Draw 345kV Sub Comms_UID	2016-12	(821.57)	-	-	-	(821.57)
1345	A.0000424.168	China Draw 345kV Sub Comms_UID	2018-05	381,692.29	8,144.35	-	8,144.35	373,547.94
1346	A.0000424.168 Total			380,870.72	8,144.35	-	8,144.35	372,726.37
1347	A.0000424.173	W39 Inst Switch for Enterprise	2018-07	71,768.26	2,013.57	-	2,013.57	69,754.69
1348	A.0000424.173 Total			71,768.26	2,013.57	-	2,013.57	69,754.69
1349	A.0000424.222	Quahada Communication	2018-07	45,354.03	-	-	-	45,354.03
1350	A.0000424.222 Total			45,354.03	-	-	-	45,354.03
1351	A.0000424.223	Hopi Comm	2016-12	1,312.39	619.04	-	619.04	693.35
1352	A.0000424.223 Total			1,312.39	619.04	-	619.04	693.35
1353	A.0000424.233	Hopi Bkr Inst pecos Term Sub Comm	2017-11	63,896.12	499.25	-	499.25	63,396.87
1354	A.0000424.233 Total			63,896.12	499.25	-	499.25	63,396.87
1355	A.0000494.003	Seminole Xfmr East Comm	2018-12	79,541.08	3,297.72	-	3,297.72	76,243.36
1356	A.0000494.003 Total			79,541.08	3,297.72	-	3,297.72	76,243.36
1357	A.0000499.016	Line ELR SPS 2016 Comm	2018-08	38,309.64	427.99	-	427.99	37,881.65
1358	A.0000499.016	Line ELR SPS 2016 Comm	2019-03	53,380.95	652.48	-	652.48	52,728.47
1359	A.0000499.016 Total			91,690.59	1,080.47	-	1,080.47	90,610.12
1360	A.0000511.017	Carl-Wolf Carisle Comm	2018-05	366,955.58	4,055.22	-	4,055.22	362,900.36
1361	A.0000511.017 Total			366,955.58	4,055.22	-	4,055.22	362,900.36

Southwestern Public Service Company

Transmission Capital Additions for
July 1, 2017 through March 31, 2019

	(A)	(B)	(C)	(D)	(E)
Line No.	**WBS Level 4 Number**	**WBS Level 4 Description**	**Asset Class**	**Witness**	**Project Category**
1362	A.0000511.025.001.001	SUNDOWN RTU REPLACEMENT COMM	Electric General	Cooley	RE
1363					
1364	A.0000522.010.001.001	CAPITAN 115KV TERMINAL UPGR COMM	Electric General	Cooley	RE
1365					
1366	A.0000532.003.001.001	RIVERVIEW - REPLACE RTU	Electric General	Cooley	RE
1367					
1368	A.0000533.010.001.001	DUMAS 19TH SUBSTATION COMM	Electric General	Cooley	RE
1369					
1370	A.0000540.017.001.001	ATOKA SUBSTATION - COMM	Electric General	Cooley	RE
1371					
1372	A.0000556.002.001.001	HUTCHINSON CO - REPLACE FAULT RECOR	Electric General	Cooley	OT
1373					
1374	A.0000588.001.001.008	Nichols - Replace RTU	Electric General	Cooley	OT
1375					
1376	A.0000588.010.001.001	GRASSLAND RTU REPLACEMENT COMM	Electric General	Cooley	OT
1377					
1378	A.0000588.011.001.002	Moore Co RTU replacement	Electric General	Cooley	OT
1379					
1380	A.0000589.009.001.001	TUCO COMM 115KV RTU UPGRADE	Electric General	Cooley	SR
1381					
1382	A.0000610.016.001.001	CURRY COUNTY - INSTALL DFR AND RTU	Electric General	Cooley	RE
1383					
1384	A.0000646.012.001.001	OCHILTREE - NEW 115KV LINE COMMUNIC	Electric General	Cooley	RE
1385					
1386	A.0000658.006.001.001	Terry Co Comm	Electric General	Cooley	RE
1387					
1388	A.0000707.001.001.001	GRAHAM-INSTALL 2ND 115-69KV 84MVA X	Electric General	Cooley	RE
1389					
1390	A.0000710.007.001.001	EDDY COUNTY SECURITY CAMERA UPGR CO	Electric General	Cooley	OT
1391	A.0000710.007.001.003	ROOSEVELT CTY SECURITY CAMERA UPGR	Electric General	Cooley	OT
1392					
1393	A.0000710.008.001.001	HITCHLAND SECURITY CAMERA UPGR COMM	Electric General	Cooley	OT
1394	A.0000710.008.001.002	MOORE COUNTY SECURITY CAMERA UPGR C	Electric General	Cooley	OT
1395	A.0000710.008.001.004	POTTER COUNTY SECURITY CAMERA UPGR	Electric General	Cooley	OT
1396	A.0000710.008.001.006	JONES SECURITY CAMERA UPGRADE COMM	Electric General	Cooley	OT

Southwestern Public Service Company

Transmission Capital Additions for
July 1, 2017 through March 31, 2019

	(F)	(G)	(H)	(I)	(J)	(K)	(L)	(M)
Line No.	WBS Level 2 Number	WBS Level 2 Description	In-Service Date (year-month)	Additions to Plant-In-Service (July 1, 2017 - March 31, 2019)	XES Charges (Included in Column I)	Other Affiliate Charges (Included in Column I)	Total Affiliate Charges (Included in Column I)	Total Native Charges (Columns I less L) Within the Total Additions to Plant-in-Service Shown in Column (I)
1362	A.0000511.025	Sundown RTU Replacement	2017-06	65,259.90	3,024.67	(123.60)	2,901.07	62,358.83
1363	A.0000511.025 Total			65,259.90	3,024.67	(123.60)	2,901.07	62,358.83
1364	A.0000522.010	MPLS Insallation at Capitain Sub	2017-12	69,834.26	129.60	(108.67)	20.93	69,813.33
1365	A.0000522.010 Total			69,834.26	129.60	(108.67)	20.93	69,813.33
1366	A.0000532.003	TPL BFR V31 Riverview Comm	2016-12	(5,252.25)	-	(0.31)	(0.31)	(5,251.94)
1367	A.0000532.003 Total			(5,252.25)	-	(0.31)	(0.31)	(5,251.94)
1368	A.0000533.010	Dumas 19th Comm	2017-07	1,352.67	-	-	-	1,352.67
1369	A.0000533.010 Total			1,352.67	-	-	-	1,352.67
1370	A.0000540.017	Atoka Comm Sub Portion Comm	2018-12	181,320.15	3,440.44	-	3,440.44	177,879.71
1371	A.0000540.017 Total			181,320.15	3,440.44	-	3,440.44	177,879.71
1372	A.0000556.002	Hutchinson Co-Rpl Fault RecCom	2017-04	15,581.50	-	40.72	40.72	15,540.78
1373	A.0000556.002 Total			15,581.50	-	40.72	40.72	15,540.78
1374	A.0000588.001	SPS RTU EMS Upgrade	2019-01	53,949.27	-	-	-	53,949.27
1375	A.0000588.001 Total			53,949.27	-	-	-	53,949.27
1376	A.0000588.010	Grassland RTU Replacement	2017-10	263,977.61	23,450.65	-	23,450.65	240,526.96
1377	A.0000588.010 Total			263,977.61	23,450.65	-	23,450.65	240,526.96
1378	A.0000588.011	Moore Co 115kV RTU Rplmnt	2018-12	766,987.37	22,581.57	-	22,581.57	744,405.80
1379	A.0000588.011 Total			766,987.37	22,581.57	-	22,581.57	744,405.80
1380	A.0000589.009	Tuco 115 House RTU Replacement Comm	2017-08	485,963.86	10,927.40	(452.98)	10,474.42	475,489.44
1381	A.0000589.009 Total			485,963.86	10,927.40	(452.98)	10,474.42	475,489.44
1382	A.0000610.016	Curry Substation Communication	2016-12	16,287.89	-	-	-	16,287.89
1383	A.0000610.016 Total			16,287.89	-	-	-	16,287.89
1384	A.0000646.012	Ochiltree Communication	2016-07	848.32	-	6.29	6.29	842.03
1385	A.0000646.012 Total			848.32	-	6.29	6.29	842.03
1386	A.0000658.006	Terry Co Comm	2018-11	114,109.07	4,106.82	-	4,106.82	110,002.25
1387	A.0000658.006 Total			114,109.07	4,106.82	-	4,106.82	110,002.25
1388	A.0000707.001	Graham-Install 2nd 115-69kV Au	2017-05	(1,294.69)	(1,294.69)	-	(1,294.69)	-
1389	A.0000707.001 Total			(1,294.69)	(1,294.69)	-	(1,294.69)	-
1390	A.0000710.007	NM Physical Security Comm	2017-08	452,510.52	6,564.72	(150.00)	6,414.72	446,095.80
1391	A.0000710.007	NM Physical Security Comm	2017-12	536,934.33	6,132.03	(228.75)	5,903.28	531,031.05
1392	A.0000710.007 Total			989,444.85	12,696.75	(378.75)	12,318.00	977,126.85
1393	A.0000710.008	SPS Physical Security Comm	2016-12	155.39	223.38	-	223.38	(67.99)
1394	A.0000710.008	SPS Physical Security Comm	2016-12	1,447.62	130.66	-	130.66	1,316.96
1395	A.0000710.008	SPS Physical Security Comm	2016-12	(1.60)	66.39	-	66.39	(67.99)
1396	A.0000710.008	SPS Physical Security Comm	2016-12	0.04	-	-	-	0.04

Southwestern Public Service Company

Transmission Capital Additions for
July 1, 2017 through March 31, 2019

	(A)	(B)	(C)	(D)	(E)
Line No.	WBS Level 4 Number	WBS Level 4 Description	Asset Class	Witness	Project Category
1397	A.0000710.008.001.008	PLANT X SECURITY CAMERA UPGR COMM	Electric General	Cooley	OT
1398	A.0000710.008.001.009	TOLK SECUIRTY CAMERA UPGRADE COMM	Electric General	Cooley	OT
1399	A.0000710.008.001.010	TUCO SECURITY CAMERA UPGRADE COMM	Electric General	Cooley	OT
1400	A.0000710.008.001.012	HARRINGTON STN PHYSICAL SECURITY CO	Electric General	Cooley	OT
1401	A.0000710.008.001.013	YOAKUM PHYSICAL SECURITY COMM UPGR	Electric General	Cooley	OT
1402	A.0000710.008.001.015	Amarillo South SECURITY CAMERA UPGR	Electric General	Cooley	OT
1403	A.0000710.008.001.014	Randall Co SECURITY CAMERA UPGRADE	Electric General	Cooley	OT
1404	A.0000710.008.001.005	HARRINGTON SECURITY CAMERA UPGRADE	Electric General	Cooley	OT
1405					
1406	A.0000768.004.001.001	BLANCO SUBSTATION - COMM	Electric General	Cooley	GI
1407					
1408	A.0000795.003.001.001	SOGE Fiber Ring Comm	Electric General	Cooley	OT
1409	A.0000795.003.001.003	SPS GRP1 COMM NETWORK UPGRADE - COM	Electric General	Cooley	OT
1410	A.0000795.003.001.010	SPS GRP1 COMM NETWORK UPGRADE-COMM-	Electric General	Cooley	OT
1411					
1412	A.0000846.002.001.001	DENVER CITY COMM REPL RTU UPGRADES	Electric General	Cooley	RE
1413					
1414	A.0000851.002.001.002	PRINGLE SUBSTATION COMM	Electric General	Cooley	SR/LI
1415					
1416	A.0000890.002.001.001	EDDY CO. 230/115 XFMR #1 UPGRADE CO	Electric General	Cooley	RE
1417					
1418	A.0000906.001.001.001	LYNN - REPLACE RTU	Electric General	Cooley	RE
1419					
1420	A.0000907.002.001.001	KISER 115KV EEE COMMUNICATION ADD	Electric General	Cooley	LI
1421					
1422	A.0000915.003.001.001	W24 MOCO LSLY 115KV TAP TO RBEC ELK	Electric General	Cooley	LI
1423					
1424	A.0000924.002.001.001	HARRINGTON - PHONE SECURITY UPGRADE	Electric General	Cooley	OT
1425					
1426	A.0000924.007.001.001	JONES - COMMUNICATION EQUIPMENT UPG	Electric General	Cooley	OT
1427					
1428	A.0000924.009.001.001	PLANT X - COMMUNICATION EQUIPMENT U	Electric General	Cooley	OT
1429					
1430	A.0000924.011.001.001	ROOSEVELT CTY-FRAME RELAY REPLACEME	Electric General	Cooley	OT
1431					

Southwestern Public Service Company

Transmission Capital Additions for
July 1, 2017 through March 31, 2019

	(F)	(G)	(H)	(I)	(J)	(K)	(L)	(M)
Line No.	WBS Level 2 Number	WBS Level 2 Description	In-Service Date (year-month)	Additions to Plant-In-Service (July 1, 2017 - March 31, 2019)	XES Charges (Included in Column I)	Other Affiliate Charges (Included in Column I)	Total Affiliate Charges (Included in Column I)	Total Native Charges (Columns I less L) Within the Total Additions to Plant-in-Service Shown in Column (I)
1397	A.0000710.008	SPS Physical Security Comm	2017-12	475,841.54	5,262.67	(180.00)	5,082.67	470,758.87
1398	A.0000710.008	SPS Physical Security Comm	2017-12	584,055.01	4,113.82	(256.88)	3,856.94	580,198.07
1399	A.0000710.008	SPS Physical Security Comm	2017-12	949,274.92	10,991.81	(176.25)	10,815.56	938,459.36
1400	A.0000710.008	SPS Physical Security Comm	2018-12	51,681.20	2,801.37	(41.25)	2,760.12	48,921.08
1401	A.0000710.008	SPS Physical Security Comm	2018-12	59,775.89	1,295.79	(22.50)	1,273.29	58,502.60
1402	A.0000710.008	SPS Physical Security Comm	2018-06	396,040.78	11,296.23	-	11,296.23	384,744.55
1403	A.0000710.008	SPS Physical Security Comm	2017-12	456,231.68	12,919.73	-	12,919.73	443,311.95
1404	A.0000710.008	SPS Physical Security Comm	2016-12	(142.07)	-	-	-	(142.07)
1405	A.0000710.008 Total			2,974,360.40	49,101.85	(676.88)	48,424.97	2,925,935.43
1406	A.0000768.004	Blanco Comm	2018-03	164,666.53	15,472.94	-	15,472.94	149,193.59
1407	A.0000768.004 Total			164,666.53	15,472.94	-	15,472.94	149,193.59
1408	A.0000795.003	SPS Sub Comm Network Group 1 C	2018-12	163,179.10	759.52	-	759.52	162,419.58
1409	A.0000795.003	SPS Sub Comm Network Group 1 C	2017-04	(34.72)	-	-	-	(34.72)
1410	A.0000795.003	SPS Sub Comm Network Group 1 C	2017-04	205.15	124.10	-	124.10	81.05
1411	A.0000795.003 Total			163,349.53	883.62	-	883.62	162,465.91
1412	A.0000846.002	Denver City RTU Comm	2017-03	192,627.20	8,175.58	11.40	8,186.98	184,440.22
1413	A.0000846.002 Total			192,627.20	8,175.58	11.40	8,186.98	184,440.22
1414	A.0000851.002	Pringle Substation Comm	2017-04	38,433.86	414.04	83.99	498.03	37,935.83
1415	A.0000851.002 Total			38,433.86	414.04	83.99	498.03	37,935.83
1416	A.0000890.002	Eddy Co. Xfmr #1 Communication	2017-04	555.23	-	-	-	555.23
1417	A.0000890.002 Total			555.23	-	-	-	555.23
1418	A.0000906.001	Lynn Co RTU Replacement Comm	2015-03	3,329.09	3,376.58	-	3,376.58	(47.49)
1419	A.0000906.001 Total			3,329.09	3,376.58	-	3,376.58	(47.49)
1420	A.0000907.002	Kiser Distribution Add Comm	2017-06	21,812.03	276.39	-	276.39	21,535.64
1421	A.0000907.002 Total			21,812.03	276.39	-	276.39	21,535.64
1422	A.0000915.003	Z66 Tap to NP Chapparal Comm	2017-03	3,548.31	279.22	-	279.22	3,269.09
1423	A.0000915.003 Total			3,548.31	279.22	-	279.22	3,269.09
1424	A.0000924.002	SPS CIP 5 Harrington Comm	2017-08	154,953.17	-	(25.87)	(25.87)	154,979.04
1425	A.0000924.002 Total			154,953.17	-	(25.87)	(25.87)	154,979.04
1426	A.0000924.007	SPS CIP 5 Jones Comm	2017-08	170,411.84	-	-	-	170,411.84
1427	A.0000924.007 Total			170,411.84	-	-	-	170,411.84
1428	A.0000924.009	SPS CIP 5 Plant X Sta Comm	2017-05	283.30	283.30	-	283.30	(0.00)
1429	A.0000924.009 Total			283.30	283.30	-	283.30	(0.00)
1430	A.0000924.011	SPS CIP 5 RooseveltCo NM Comm	2017-08	201,464.09	19.95	7.26	27.21	201,436.88
1431	A.0000924.011 Total			201,464.09	19.95	7.26	27.21	201,436.88

Southwestern Public Service Company

Transmission Capital Additions for
July 1, 2017 through March 31, 2019

	(A)	(B)	(C)	(D)	(E)
Line No.	**WBS Level 4 Number**	**WBS Level 4 Description**	**Asset Class**	**Witness**	**Project Category**
1432	A.0000924.012.001.001	TOLK - COMMUNICATION EQUIPMENT UPGR	Electric General	Cooley	OT
1433					
1434	A.0000924.013.001.001	TUCO-COMMUNICATION EQUIPMENT UPGRAD	Electric General	Cooley	OT
1435					
1436	A.0000924.014.001.001	YOAKUM - COMMUNICATION EQUIPMENT UP	Electric General	Cooley	OT
1437					
1438	A.0000947.003.001.001	W77 CAWE RNCO 115KV INST MOD COMM	Electric General	Cooley	RE
1439					
1440	A.0000948.002.001.001	FINNEY SWITCHING STATION - FRAME RE	Electric General	Cooley	OT
1441					
1442	A.0000948.003.001.001	OASIS - FRAME RELAY CIRCUIT REPLACE	Electric General	Cooley	OT
1443	A.0000948.003.001.002	EDDY CO - UPGRADE COMM EQUIPMENT	Electric General	Cooley	OT
1444	A.0000948.003.001.003	EDDY COUNTY CIP DUAL NETWORK COMM	Electric General	Cooley	OT
1445	A.0000948.003.001.004	WHITTEN-FRAME RELAY CIRCUIT REPLACE	Electric General	Cooley	OT
1446	A.0000948.003.001.005	LOPEZ - FRAME RELAY CIRCUIT REPLACE	Electric General	Cooley	OT
1447	A.0000948.003.001.006	NEF - FRAME RELAY REPLACEMENT-COMM	Electric General	Cooley	OT
1448					
1449	A.0000948.004.001.002	DALLAM COUNTY-FRAME RELAY CIRCUIT R	Electric General	Cooley	OT
1450	A.0000948.004.001.003	CIRRUS - FRAME RELAY CIRCUIT REPLAC	Electric General	Cooley	OT
1451	A.0000948.004.001.005	GRAPEVINE - FRAME RELAY CIRCUIT REP	Electric General	Cooley	OT
1452	A.0000948.004.001.006	YOAKUM - FRAME RELAY CIRCUIT REPLAC	Electric General	Cooley	OT
1453	A.0000948.004.001.007	RANDALL COUNTY - FRAME RELAY CIRCUI	Electric General	Cooley	OT
1454	A.0000948.004.001.008	KIRBY - FRAME RELAY CIRCUIT REPLACE	Electric General	Cooley	OT
1455	A.0000948.004.001.009	COX - FRAME RELAY CIRCUIT REPLACEME	Electric General	Cooley	OT
1456	A.0000948.004.001.011	HITCHLAND - FRAME RELAY CIRCUIT REP	Electric General	Cooley	OT
1457	A.0000948.004.001.012	WHEELER - FRAME RELAY CIRCUIT REPLA	Electric General	Cooley	OT
1458	A.0000948.004.001.014	NICHOLS-FRAME RELAY CIRCUIT REPLACE	Electric General	Cooley	OT
1459	A.0000948.004.001.015	HOWARD - FRAME RELAY REPLACEMENT-CO	Electric General	Cooley	OT
1460	A.0000948.004.001.019	TUCO CIP DUAL NETWORK COMM	Electric General	Cooley	OT
1461	A.0000948.004.001.020	HITCHLAND CIP DUAL NETWORK COMM	Electric General	Cooley	OT
1462	A.0000948.004.001.021	AMARILLO OP CTR CHKPNT FIREWALL INS	Electric General	Cooley	OT
1463	A.0000948.004.001.022	LUBBOCK OP CTR CHKPNT FIREWALL INST	Electric General	Cooley	OT
1464	A.0000948.004.001.023	TUCO CIP Frame Relay	Electric General	Cooley	OT
1465	A.0000948.004.001.001	AMARILLO SOUTH - FRAME RELAY CIRCUI	Electric General	Cooley	OT
1466	A.0000948.004.001.013	KIRBY - FRAME RELAY CIRCUIT REPLACE	Electric General	Cooley	OT

Southwestern Public Service Company

Transmission Capital Additions for
July 1, 2017 through March 31, 2019

	(F)	(G)	(H)	(I)	(J)	(K)	(L)	(M)
Line No.	WBS Level 2 Number	WBS Level 2 Description	In-Service Date (year-month)	Additions to Plant-In-Service (July 1, 2017 - March 31, 2019)	XES Charges (Included in Column I)	Other Affiliate Charges (Included in Column I)	Total Affiliate Charges (Included in Column I)	Total Native Charges (Columns I less L) Within the Total Additions to Plant-in-Service Shown in Column (I)
1432	A.0000924.012	SPS CIP 5 Tolk Sta Comm	2017-08	195,920.50	-	-	-	195,920.50
1433	A.0000924.012 Total			195,920.50	-	-	-	195,920.50
1434	A.0000924.013	SPS CIP 5 Tuco Comm	2017-06	5,655.72	-	41.72	41.72	5,614.00
1435	A.0000924.013 Total			5,655.72	-	41.72	41.72	5,614.00
1436	A.0000924.014	SPS CIP 5 Yoakum Co Comm	2017-09	236,503.60	862.95	172.47	1,035.42	235,468.18
1437	A.0000924.014 Total			236,503.60	862.95	172.47	1,035.42	235,468.18
1438	A.0000947.003	V05 Canyon East Tap Switch Comm	2017-06	64.32	132.78	0.06	132.84	(68.52)
1439	A.0000947.003 Total			64.32	132.78	0.06	132.84	(68.52)
1440	A.0000948.002	KS Frame Relay Comm	2017-08	222,459.96	40.11	10.36	50.47	222,409.49
1441	A.0000948.002 Total			222,459.96	40.11	10.36	50.47	222,409.49
1442	A.0000948.003	NM Frame Relay Comm	2017-08	143,865.51	113.74	10.43	124.17	143,741.34
1443	A.0000948.003	NM Frame Relay Comm	2017-08	291,100.46	45.26	-	45.26	291,055.20
1444	A.0000948.003	NM Frame Relay Comm	2018-10	297,334.30	3,561.00	-	3,561.00	293,773.30
1445	A.0000948.003	NM Frame Relay Comm	2017-08	79,839.41	-	-	-	79,839.41
1446	A.0000948.003	NM Frame Relay Comm	2016-07	1,890.64	56.43	13.61	70.04	1,820.60
1447	A.0000948.003	NM Frame Relay Comm	2017-08	80,600.10	70.75	-	70.75	80,529.35
1448	A.0000948.003 Total			894,630.42	3,847.18	24.04	3,871.22	890,759.20
1449	A.0000948.004	TX Frame Relay Comm	2017-06	12,207.64	75.26	-	75.26	12,132.38
1450	A.0000948.004	TX Frame Relay Comm	2016-07	2,629.89	59.97	13.26	73.23	2,556.66
1451	A.0000948.004	TX Frame Relay Comm	2017-09	100,566.56	191.25	-	191.25	100,375.31
1452	A.0000948.004	TX Frame Relay Comm	2017-09	(81.16)	(862.95)	(172.47)	(1,035.42)	954.26
1453	A.0000948.004	TX Frame Relay Comm	2017-09	118,819.46	-	3.31	3.31	118,816.15
1454	A.0000948.004	TX Frame Relay Comm	2015-03	848.61	-	-	-	848.61
1455	A.0000948.004	TX Frame Relay Comm	2016-09	968.98	36.47	-	36.47	932.51
1456	A.0000948.004	TX Frame Relay Comm	2017-09	266,362.12	-	-	-	266,362.12
1457	A.0000948.004	TX Frame Relay Comm	2017-05	3,275.25	-	-	-	3,275.25
1458	A.0000948.004	TX Frame Relay Comm	2017-06	30.74	-	-	-	30.74
1459	A.0000948.004	TX Frame Relay Comm	2017-08	54,481.35	41.37	-	41.37	54,439.98
1460	A.0000948.004	TX Frame Relay Comm	2017-08	144,217.74	1,735.14	-	1,735.14	142,482.60
1461	A.0000948.004	TX Frame Relay Comm	2017-08	86,425.16	1,360.58	-	1,360.58	85,064.58
1462	A.0000948.004	TX Frame Relay Comm	2017-06	6.68	-	-	-	6.68
1463	A.0000948.004	TX Frame Relay Comm	2017-06	6.68	-	-	-	6.68
1464	A.0000948.004	TX Frame Relay Comm	2018-12	110,895.87	856.21	-	856.21	110,039.66
1465	A.0000948.004	TX Frame Relay Comm	2016-09	4,123.52	59.97	30.14	90.11	4,033.41
1466	A.0000948.004	TX Frame Relay Comm	2017-09	108,708.97	149.19	5.02	154.21	108,554.76

Southwestern Public Service Company

Transmission Capital Additions for
July 1, 2017 through March 31, 2019

	(A)	(B)	(C)	(D)	(E)
Line No.	**WBS Level 4 Number**	**WBS Level 4 Description**	**Asset Class**	**Witness**	**Project Category**
1467	A.0000948.004.001.024	HTLD CIP Frame Relay	Electric General	Cooley	OT
1468					
1469	A.0001067.002.001.001	Lubbock South Communication	Electric General	Cooley	SR
1470					
1471	A.0001067.003.001.001	Lubbock East Communication	Electric General	Cooley	SR
1472					
1473	A.0001118.009.001.001	Lock and Key System SPS OK	Electric General	Cooley	OT
1474					
1475	A.0001283.003.001.001	LEA CO PLAINS COMM UPGRADE	Electric General	Cooley	RE
1476					
1477	A.0001300.020.001.002	ROSWELL INTG NEW 115KV TERMINAL COM	Electric General	Cooley	RE
1478					
1479	A.0001310.008.001.002	STEVENS COUNTY COMM	Electric General	Cooley	RE
1480					
1481	A.0001353.001.001.001	ROOSEVELT - 230KV DOUBLE BUS EXPANS	Electric General	Cooley	RE
1482					
1483	A.0002033.001.001.001	PORTALES - 115KV BUS REBUILD TO BHB	Electric General	Cooley	RE
1484					
1485	A.0002048.003.001.001	HIGG - INSTALL SCADA RADIO-COMM	Electric General	Cooley	OT
1486	A.0002048.003.001.002	HIGG EAST INSTALL SCADA RADIO COMM	Electric General	Cooley	OT
1487					
1488	A.0005014.084.001.001	New Mexico Substation Furnitur	Electric General	Cooley	OT
1489					
1490	A.0006056.158.001.037	E6253 F350 with service body	Electric General	Cooley	OT
1491					
1492	A.0006056.223.001.001	Fleet New Units El Trans NM	Electric General	Cooley	OT
1493					
1494	A.0006056.224.001.001	Fleet New Units 2016 El Trans	Electric General	Cooley	OT
1495					
1496	A.0006059.063.001.001	SPS Sub Comm Tool Blanket	Electric General	Cooley	OT
1497					
1498	A.0006059.432.001.001	Tool Blanket TX Line	Electric General	Cooley	OT
1499					
1500	A.0006059.433.001.001	Tools Training Center SPS	Electric General	Cooley	OT
1501					

Southwestern Public Service Company

Transmission Capital Additions for
July 1, 2017 through March 31, 2019

	(F)	(G)	(H)	(I)	(J)	(K)	(L)	(M)
Line No.	WBS Level 2 Number	WBS Level 2 Description	In-Service Date (year-month)	Additions to Plant-In-Service (July 1, 2017 - March 31, 2019)	XES Charges (Included in Column I)	Other Affiliate Charges (Included in Column I)	Total Affiliate Charges (Included in Column I)	Total Native Charges (Columns I less L) Within the Total Additions to Plant-in-Service Shown in Column (I)
1467	A.0000948.004	TX Frame Relay Comm	2019-01	171,511.16	3,061.37	-	3,061.37	168,449.79
1468	A.0000948.004 Total			1,186,005.22	6,763.83	(120.74)	6,643.09	1,179,362.13
1469	A.0001067.002	Lubbock South Communication	2018-10	103,191.53	2,673.05	-	2,673.05	100,518.48
1470	A.0001067.002 Total			103,191.53	2,673.05	-	2,673.05	100,518.48
1471	A.0001067.003	Lubbock East Communication	2019-01	97,429.13	856.52	-	856.52	96,572.61
1472	A.0001067.003 Total			97,429.13	856.52	-	856.52	96,572.61
1473	A.0001118.009	Lock and Key System OK		17,284.35	181.69	-	181.69	17,102.66
1474	A.0001118.009 Total			17,284.35	181.69	-	181.69	17,102.66
1475	A.0001283.003	Business System Equip for Eng Acces	2018-05	65,343.19	2,540.80	-	2,540.80	62,802.39
1476	A.0001283.003 Total			65,343.19	2,540.80	-	2,540.80	62,802.39
1477	A.0001300.020	Roswell Intg New 115kV Terminal Com	2018-11	252,008.64	14,064.35	-	14,064.35	237,944.29
1478	A.0001300.020 Total			252,008.64	14,064.35	-	14,064.35	237,944.29
1479	A.0001310.008	Walkemeyer 345/115 Sub Comm	2018-06	217,960.47	9,743.30	-	9,743.30	208,217.17
1480	A.0001310.008 Total			217,960.47	9,743.30	-	9,743.30	208,217.17
1481	A.0001353.001	Roosevelt Comm	2018-06	140,839.38	1,087.22	-	1,087.22	139,752.16
1482	A.0001353.001 Total			140,839.38	1,087.22	-	1,087.22	139,752.16
1483	A.0002033.001	Portales Interchange Sub Comm	2018-02	237,611.47	539.74	-	539.74	237,071.73
1484	A.0002033.001 Total			237,611.47	539.74	-	539.74	237,071.73
1485	A.0002048.003	Higg Inst New SCADA Radio Comm	2018-04	968.54	-	-	-	968.54
1486	A.0002048.003	Higg Inst New SCADA Radio Comm	2016-12	10,241.70	-	-	-	10,241.70
1487	A.0002048.003 Total			11,210.24	-	-	-	11,210.24
1488	A.0005014.084	New Mexico Substation Furnitur		9,585.71	-	-	-	9,585.71
1489	A.0005014.084 Total			9,585.71	-	-	-	9,585.71
1490	A.0006056.158	Fleet New Unit El Trans 2015 T	2017-09	44,550.96	-	-	-	44,550.96
1491	A.0006056.158 Total			44,550.96	-	-	-	44,550.96
1492	A.0006056.223	Fleet New Units El Trans NM		104,498.00	3,044.28	-	3,044.28	101,453.72
1493	A.0006056.223 Total			104,498.00	3,044.28	-	3,044.28	101,453.72
1494	A.0006056.224	Fleet New Unit El Trans TX		8,233,231.67	53,391.08	5,468.88	58,859.96	8,174,371.71
1495	A.0006056.224 Total			8,233,231.67	53,391.08	5,468.88	58,859.96	8,174,371.71
1496	A.0006059.063	SPS Sub Comm Tool Blanket		1,294,459.44	-	-	-	1,294,459.44
1497	A.0006059.063 Total			1,294,459.44	-	-	-	1,294,459.44
1498	A.0006059.432	Tool Blanket TX Line		726,123.81	-	(3,772.37)	(3,772.37)	729,896.18
1499	A.0006059.432 Total			726,123.81	-	(3,772.37)	(3,772.37)	729,896.18
1500	A.0006059.433	Tools Training Center SPS	2017-04	11,694.15	-	-	-	11,694.15
1501	A.0006059.433 Total			11,694.15	-	-	-	11,694.15

Southwestern Public Service Company

Transmission Capital Additions for
July 1, 2017 through March 31, 2019

	(A)	(B)	(C)	(D)	(E)
Line No.	**WBS Level 4 Number**	**WBS Level 4 Description**	**Asset Class**	**Witness**	**Project Category**
1502	A.0006059.434.001.001	SPS Training Center Eq	Electric General	Cooley	OT
1503					
1504	A.0006059.436.001.001	SPS Ops Engineering Tools	Electric General	Cooley	OT
1505					
1506	A.0006059.437.001.001	SPS COM Tools (BU 8371) Blanket	Electric General	Cooley	OT
1507					
1508	A.0006059.499.001.002	SPS EQUIPOTENTIAL MATTING TEXAS	Electric General	Cooley	OT
1509	A.0006059.499.001.003	SPS BOARD MAT BSE	Electric General	Cooley	OT
1510					
1511	A.0000905.002.001.001	Z26 MORT COCO 69KV TAP TO BCEC MTR	Electric General	Cooley	LI
1512					
1513	A.0000706.002.001.001	HITCHLAND ADD STATION MGR RTU COMM	Electric General	Cooley	GI
1514					
1515	A.0000511.018.001.001	WOLFFORTH COMM EQUIPMENT	Electric General	Cooley	RE
1516					
1517	A.0001272.002.001.001	CARG CAP BK - COMM	Electric General	Cooley	RE
1518					
1519	A.0000224.008.001.001	PORTALES INTERCHANGE COMM 115KV ZOD	Electric General	Cooley	RE
1520					
1521	A.0001351.003.001.001	CHAVES SUBSTATION COMM UPGRADE	Electric General	Cooley	GI
1522					
1523	A.0006056.163.001.001	E6255 F350 with utlity body	Electric General	Cooley	OT
1524					
1525	A.0000881.004.001.001	V37 PXST CSCO 115KV COMM BCEC KELLY	Electric General	Cooley	LI
1526					
1527	A.0000296.009.001.002	NE HEREFORD NEW 115KV LN TO LA PLAT	Electric General	Cooley	RE
1528					
1529	A.0000736.003.001.001	NEEDMORE NEW 230KV SUBSTATION COMM	Electric General	Cooley	GI
1530					
1531	A.0000220.029.001.001	EDDY COUNTY 230KV RTU REPLACEMENT	Electric General	Cooley	SR
1532					
1533	A.0000350.004.001.002	LTDW SUB COMM REIMB	Electric General	Cooley	GI
1534					
1535	A.0005014.109.001.003	Trans Office Furn - 790 Buchanan	Electric General	Cooley	OT
1536					

Southwestern Public Service Company

Transmission Capital Additions for
July 1, 2017 through March 31, 2019

	(F)	(G)	(H)	(I)	(J)	(K)	(L)	(M)
Line No.	WBS Level 2 Number	WBS Level 2 Description	In-Service Date (year-month)	Additions to Plant-In-Service (July 1, 2017 - March 31, 2019)	XES Charges (Included in Column I)	Other Affiliate Charges (Included in Column I)	Total Affiliate Charges (Included in Column I)	Total Native Charges (Columns I less L) Within the Total Additions to Plant-in-Service Shown in Column (I)
1502	A.0006059.434	SPS Training Center Tools		40,009.79	-	-	-	40,009.79
1503	A.0006059.434 Total			40,009.79	-	-	-	40,009.79
1504	A.0006059.436	SPS Ops Engineering Tools	2017-04	134,620.25	-	-	-	134,620.25
1505	A.0006059.436 Total			134,620.25	-	-	-	134,620.25
1506	A.0006059.437	SPS COM Tools (BU 8371)		349,057.54	-	-	-	349,057.54
1507	A.0006059.437 Total			349,057.54	-	-	-	349,057.54
1508	A.0006059.499	EPZ Mats TX	2018-04	88,162.31	-	-	-	88,162.31
1509	A.0006059.499	EPZ Mats TX	2018-04	97,551.03	-	-	-	97,551.03
1510	A.0006059.499 Total			185,713.34	-	-	-	185,713.34
1511	A.0000905.002	Install Switch and Tap Comm	2019-01	22,101.40	-	-	-	22,101.40
1512	A.0000905.002 Total			22,101.40	-	-	-	22,101.40
1513	A.0000706.002	Hitchland Firewheel Comm	2017-11	43,066.50	225.89	7.15	233.04	42,833.46
1514	A.0000706.002 Total			43,066.50	225.89	7.15	233.04	42,833.46
1515	A.0000511.018	Carl-Wolf Wolfforth Comm	2017-11	207,364.08	2,546.93	-	2,546.93	204,817.15
1516	A.0000511.018 Total			207,364.08	2,546.93	-	2,546.93	204,817.15
1517	A.0001272.002	Cargill 14.4 Mvar Cap Bank Comm	2018-11	63,180.07	6,712.62	-	6,712.62	56,467.45
1518	A.0001272.002 Total			63,180.07	6,712.62	-	6,712.62	56,467.45
1519	A.0000224.008	Portales Comm	2017-05	10,158.86	-	-	-	10,158.86
1520	A.0000224.008 Total			10,158.86	-	-	-	10,158.86
1521	A.0001351.003	Roswell Comm	2018-07	160,460.36	215.22	-	215.22	160,245.14
1522	A.0001351.003 Total			160,460.36	215.22	-	215.22	160,245.14
1523	A.0006056.163	Fleet New Units 2015 El Trans	2017-10	44,942.65	(131.10)	-	(131.10)	45,073.75
1524	A.0006056.163 Total			44,942.65	(131.10)	-	(131.10)	45,073.75
1525	A.0000881.004	Communication to 3 Way Switch	2017-06	1.05	-	-	-	1.05
1526	A.0000881.004 Total			1.05	-	-	-	1.05
1527	A.0000296.009	NE Hereford Comm	2018-04	312,659.23	842.30	11.85	854.15	311,805.08
1528	A.0000296.009 Total			312,659.23	842.30	11.85	854.15	311,805.08
1529	A.0000736.003	Needmore Communication	2018-04	244,911.59	75,276.95	10.69	75,287.64	169,623.95
1530	A.0000736.003 Total			244,911.59	75,276.95	10.69	75,287.64	169,623.95
1531	A.0000220.029	SPS NM SE Comm	2017-12	449,738.52	11,812.04	(186.61)	11,625.43	438,113.09
1532	A.0000220.029 Total			449,738.52	11,812.04	(186.61)	11,625.43	438,113.09
1533	A.0000350.004	Lost Draw Comm	2018-10	143,270.18	-	-	-	143,270.18
1534	A.0000350.004 Total			143,270.18	-	-	-	143,270.18
1535	A.0005014.109	Gen Plt Ofc Furn TX		7,593.64	-	-	-	7,593.64
1536	A.0005014.109 Total			7,593.64	-	-	-	7,593.64

Southwestern Public Service Company

Transmission Capital Additions for
July 1, 2017 through March 31, 2019

	(A)	(B)	(C)	(D)	(E)
Line No.	**WBS Level 4 Number**	**WBS Level 4 Description**	**Asset Class**	**Witness**	**Project Category**
1537	A.0001118.006.001.001	Lock and Key System SPS TX	Electric General	Cooley	OT
1538					
1539	A.0001118.007.001.001	Lock and Key System SPS NM	Electric General	Cooley	OT
1540					
1541	A.0000574.007.001.001	Coulter Relay Mod Sub Comm	Electric General	Cooley	RE
1542					
1543	A.0005014.069.001.001	Hereford Int AC	Electric General	Cooley	OT
1544					
1545	A.0000488.005.001.002	OCHOA BRKR FAILURE TRANS TRIP ADD C	Electric General	Cooley	RE
1546					
1547	A.0000854.003.001.001	T01 TXCO COLE 115KV TAP TO TCEC AGG	Electric General	Cooley	LI
1548					
1549	A.0002038.002.001.001	NORTON REPLACE RTU-COMM	Electric General	Cooley	GI
1550					
1551	A.0006059.500.001.002	SPS EPUIPOTENTIAL MATTING NEW MEXIC	Electric General	Cooley	OT
1552					
1553	A.0006059.081.001.001	SPS Sys Protect Comm Eng Testing To	Electric General	Cooley	OT
1554					
1555	A.0000424.221.001.001	PCA UPGR 115KV QUAHADA LN COMM	Electric General	Cooley	RE
1556					
1557	A.0000902.002.001.001	TUCO RTU ADDITION COMM	Electric General	Cooley	GI
1558					
1559	A.0000153.003.001.004	Z60 LBEA GRAH SWT 6755 AND SWT 6854	Electric General	Cooley	SR
1560					
1561	A.0000424.229.001.001	WIPP COMM 115KV LN RLYG UPGR TO LIV	Electric General	Cooley	RE
1562					
1563	A.0000290.008.001.001	CNST - K23 LINE TERM UPGR COMM	Electric General	Cooley	RE
1564					
1565	A.0000499.017.001.001	T14 MADX TLSS 115KV SSWT INST MOD C	Electric General	Cooley	SR
1566					
1567	11478145	E469 Truck 8-11K GVW	Electric General	Cooley	OT
1568					
1569	A.0001008.004.001.001	INST 230KV SW STATION COMM	Electric General	Cooley	LI
1570					
1571	A.0000658.007.001.001	Seagraves Comm	Electric General	Cooley	RE

Southwestern Public Service Company

Transmission Capital Additions for
July 1, 2017 through March 31, 2019

	(F)	(G)	(H)	(I)	(J)	(K)	(L)	(M)
Line No.	WBS Level 2 Number	WBS Level 2 Description	In-Service Date (year-month)	Additions to Plant-In-Service (July 1, 2017 - March 31, 2019)	XES Charges (Included in Column I)	Other Affiliate Charges (Included in Column I)	Total Affiliate Charges (Included in Column I)	Total Native Charges (Columns I less L) Within the Total Additions to Plant-in-Service Shown in Column (I)
1537	A.0001118.006	Lock and Key System TX		1,418,820.58	48,843.67	-	48,843.67	1,369,976.91
1538	A.0001118.006 Total			1,418,820.58	48,843.67	-	48,843.67	1,369,976.91
1539	A.0001118.007	Lock and Key System NM		481,954.53	18,603.16	-	18,603.16	463,351.37
1540	A.0001118.007 Total			481,954.53	18,603.16	-	18,603.16	463,351.37
1541	A.0000574.007	Coulter Relay Mod, Sub, COMM	2017-06	27,154.80	(43.80)	-	(43.80)	27,198.60
1542	A.0000574.007 Total			27,154.80	(43.80)	-	(43.80)	27,198.60
1543	A.0005014.069	AC Unit 2015 for Subs	2018-10	(24.02)	-	-	-	(24.02)
1544	A.0005014.069 Total			(24.02)	-	-	-	(24.02)
1545	A.0000488.005	OCHOA Comm	2018-04	92,895.85	-	-	-	92,895.85
1546	A.0000488.005 Total			92,895.85	-	-	-	92,895.85
1547	A.0000854.003	Install Switch and Tap Comm	2018-07	80,896.36	152.69	-	152.69	80,743.67
1548	A.0000854.003 Total			80,896.36	152.69	-	152.69	80,743.67
1549	A.0002038.002	Caprock Solar Bus Tie Comm	2016-10	1,890.98	1,890.98	-	1,890.98	-
1550	A.0002038.002 Total			1,890.98	1,890.98	-	1,890.98	-
1551	A.0006059.500	EPZ Mats NM	2018-04	190,061.78	-	-	-	190,061.78
1552	A.0006059.500 Total			190,061.78	-	-	-	190,061.78
1553	A.0006059.081	Tools Sys Protection Comm Eng	2018-04	9,331.66	-	-	-	9,331.66
1554	A.0006059.081 Total			9,331.66	-	-	-	9,331.66
1555	A.0000424.221	PCA Communication	2018-07	33,396.43	70.75	-	70.75	33,325.68
1556	A.0000424.221 Total			33,396.43	70.75	-	70.75	33,325.68
1557	A.0000902.002	TUCO RTU Addition Comm	2019-02	135,542.48	(1,489.15)	-	(1,489.15)	137,031.63
1558	A.0000902.002 Total			135,542.48	(1,489.15)	-	(1,489.15)	137,031.63
1559	A.0000153.003	SPS Trans Switch Comm	2019-02	83,307.95	217.71	-	217.71	83,090.24
1560	A.0000153.003 Total			83,307.95	217.71	-	217.71	83,090.24
1561	A.0000424.229	OPIE POTASH LIVINGSTON RIDGE RECOND	2019-03	2,055.02	(384.75)	-	(384.75)	2,439.77
1562	A.0000424.229 Total			2,055.02	(384.75)	-	(384.75)	2,439.77
1563	A.0000290.008	Cunningham Intg Upgr Eddy Term Comm	2019-03	53,800.75	282.80	-	282.80	53,517.95
1564	A.0000290.008 Total			53,800.75	282.80	-	282.80	53,517.95
1565	A.0000499.017	PS ELR 115kV NM Comm	2019-03	169,242.27	473.71	-	473.71	168,768.56
1566	A.0000499.017 Total			169,242.27	473.71	-	473.71	168,768.56
1567	11302945	Fleet New Units 2011 El Tran, SPS	2013-01	65.40	-	-	-	65.40
1568	11302945 Total			65.40	-	-	-	65.40
1569	A.0001008.004	Inst 230kV Sw Station Comm	2019-03	111,869.69	-	-	-	111,869.69
1570	A.0001008.004 Total			111,869.69	-	-	-	111,869.69
1571	A.0000658.007	Seagraves Comm	2019-03	147,339.47	35.98	-	35.98	147,303.49

Southwestern Public Service Company

Transmission Capital Additions for
July 1, 2017 through March 31, 2019

	(A)	(B)	(C)	(D)	(E)
Line No.	**WBS Level 4 Number**	**WBS Level 4 Description**	**Asset Class**	**Witness**	**Project Category**
1572					
1573			**Total Electric General**		
1574			**Grand Total**		

Southwestern Public Service Company

Transmission Capital Additions for
July 1, 2017 through March 31, 2019

	(F)	(G)	(H)	(I)	(J)	(K)	(L)	(M)
Line No.	**WBS Level 2 Number**	**WBS Level 2 Description**	**In-Service Date (year-month)**	**Additions to Plant-In-Service (July 1, 2017 - March 31, 2019)**	**XES Charges (Included in Column I)**	**Other Affiliate Charges (Included in Column I)**	**Total Affiliate Charges (Included in Column I)**	**Total Native Charges (Columns I less L) Within the Total Additions to Plant-in-Service Shown in Column (I)**
1572	A.0000658.007 Total			147,339.47	35.98	-	35.98	147,303.49
1573				**$ 30,816,995.49**	**$ 522,307.96**	**$ 125.17**	**$ 522,433.13**	**$ 30,294,562.36**
1574				**$ 480,671,604.20**	**$ 8,343,226.53**	**$ 16,822.45**	**$ 8,360,048.98**	**$ 472,311,555.22**

Southwestern Public Service Company

Transmission Capital Additions for July 1, 2017 through March 31, 2019
Summary of Projects

	(A)	(B)	(C)	(D)	(E)	(F)	(G)	(H)	(I)
Line No.	Asset Class	WBS Level 1 Project Group Name	WBS Level 2 Number	WBS Level 2 Description	In-Service Date (year-month)	Additions to Plant-In-Service (July 1, 2017 - March 31, 2019)	XES Charges (Included in Column F)	Other Affiliate Charges (Included in Column F)	Total Affiliate Charges (Included in Column F)
1	Electric Transmission	345 115kV 448MVA Xfmr spare Sub	A.0001267.001	345/115kV 448MVA XfmrspareSub	2019-01	$ 3,252,814.73	$ 6,988.70	$ -	$ 6,988.70
		345 115kV 448MVA Xfmr spare Sub Total				**$ 3,252,814.73**	**$ 6,988.70**	**$ -**	**$ 6,988.70**
2									
3	Electric Transmission	Agave-Red Hills	A.0000711.001	LOA U06 115 Line Tap Xcel Portion	2017-05	$ 1,640.34	$ 520.38	$ -	$ 520.38
4	Electric Transmission	Agave-Red Hills	A.0000711.002	LOA U06 Slack Spans Cust Portion	2017-05	(38,764.35)	350.58	-	350.58
		Agave-Red Hills Total				**$ (37,124.01)**	**$ 870.96**	**$ -**	**$ 870.96**
5									
6	Electric Transmission	Agreement Lighthouse Bill of Sale	A.0001003.001	Lighthouse Switch Install Transmiss	2018-03	$ 324,193.01	$ 1,567.25	$ -	$ 1,567.25
		Agreement Lighthouse Bill of Sale Total				**$ 324,193.01**	**$ 1,567.25**	**$ -**	**$ 1,567.25**
7									
8	Electric Transmission	Agrium Camex-Transpetco	A.0000612.001	Camex-TranspetcoSub69 kV Bus E	2016-04	$ 18,717.49	$ -	$ (81.90)	$ (81.90)
		Agrium Camex-Transpetco Total				**$ 18,717.49**	**$ -**	**$ (81.90)**	**$ (81.90)**
9									
10	Electric Transmission	Amarillo West Upgrade	A.0000781.010	Modify V44 at Coulter for SL335	2017-03	$ (61,360.89)	$ 0.00	$ 4,169.17	$ 4,169.17
11	Electric Transmission	Amarillo West Upgrade	A.0000781.011	Tap V52 to Outpost	2018-10	(0.04)	(1,185.24)	-	(1,185.24)
12	Electric Transmission	Amarillo West Upgrade	A.0000781.012	Outpost Highside	2018-07	1,436,965.76	8,174.91	-	8,174.91
13	Electric Transmission	Amarillo West Upgrade	A.0000781.015	Modify V44 at Colter for SL335	2017-08	343,392.01	799.59	-	799.59
14	Electric Transmission	Amarillo West Upgrade	A.0000781.016	U16 Bushland to Outpost	2018-07	75,471.18	22,927.05	-	22,927.05
15	Electric Transmission	Amarillo West Upgrade	A.0000781.017	U17 Coulter to Outpost	2018-07	74,085.00	23,446.27	-	23,446.27
		Amarillo West Upgrade Total				**$ 1,868,553.02**	**$ 54,162.58**	**$ 4,169.17**	**$ 58,331.75**
16									
17	Electric Transmission	Andrews County Substation	A.0000773.001	Andrews County Substation	2016-05	$ (612.87)	$ -	$ -	$ -
18	Electric Transmission	Andrews County Substation	A.0000773.006	NEF Terminal Substation Portio	2015-12	(173.88)	-	-	-
		Andrews County Substation Total				**$ (786.75)**	**$ -**	**$ -**	**$ -**
19									
20	Electric Transmission	APT SPS	A.0000258.005	Texas Co. Interchange-Rpl APT	2017-03	$ 389.30	$ -	$ -	$ -
21	Electric Transmission	APT SPS	A.0000258.049	Plant X Rpl SPW 111 PT	2017-06	8,757.01	1,534.16	-	1,534.16
		APT SPS Total				**$ 9,146.31**	**$ 1,534.16**	**$ -**	**$ 1,534.16**
22									

Southwestern Public Service Company

Transmission Capital Additions for July 1, 2017 through March 31, 2019
Summary of Projects

	(A)	(J)		(K)	(L)	(M)
Line No.	Asset Class	Total Native Charges (Column F less I) Within the Total Additions to Plant-in-Service Shown in Column (F)		WBS Level 1 Project Group Description	Cost Recovery Method	Project Category
1	Electric Transmission	$	3,245,826.03			
		$	**3,245,826.03**	**This project purchased a spare 345/115-kV, 448 MVA transformer to provide a reserve unit in the event of a failure of one of the numerous similar transformers in service in the SPS service area.**	**SPS Zonal**	**SR**
2						
3	Electric Transmission	$	1,119.96			
4	Electric Transmission		(39,114.93)			
		$	**(37,994.97)**	**This project installed a new 115-kV line from the Roadrunner Substation to a customer-owned substation. The line is near Jal, New Mexico.**	**SPS Zonal/Customer**	**LI**
5						
6	Electric Transmission	$	322,625.76			
		$	**322,625.76**	**This project installed a single transmission line switch on line Y-96 to provide an isolation point between SPS and Lighthouse Electric Cooperative's South Plains Substation per an agreement with Lighthouse Electric as a condition for SPS to purchase a 69-kV line segment from Lighthouse Electric.**	**SPS Zonal**	**OT**
7						
8	Electric Transmission	$	18,799.39			
		$	**18,799.39**	**This project connected a new load in the Dumas, Texas area. The study identified that the load could be served by tapping the Hutchinson County Substation to Riverview Substation 115-kV line. This project installed a 115-kV three-way switch and approximately 0.5 miles of transmission line to the substation.**	**SPS Zonal**	**LI**
9						
10	Electric Transmission	$	(65,530.06)			
11	Electric Transmission		1,185.20			
12	Electric Transmission		1,428,790.85			
13	Electric Transmission		342,592.42			
14	Electric Transmission		52,544.13			
15	Electric Transmission		50,638.73			
		$	**1,810,221.27**	**This project provided for multiple projects to address reliability and city expansion in the Amarillo area. This project replaced multiple transmission structures on 115-kV line V-44 to clear the right of way for the new section of Loop 335 being constructed by the Texas Department of Transportation (TXDOT). Part or all of these costs should be reimburseable by TXDOT. In addition, this project provided for the installation of the new Outpost Ranches Substation which was needed to provide service to the quickly growing residential loads in the Bushland area.**	**SPS Zonal**	**RE**
16						
17	Electric Transmission	$	(612.87)			
18	Electric Transmission		(173.88)			
		$	**(786.75)**	**This project constructed the new Andrews County Substation in Texas and a new 115-kV transmission line between the new Andrews County Substation and NEF Substation located southeast of Hobbs, New Mexico. The project was identified by SPP in their High Priority Incremental Line Study ("HPILS"). SPP issued SPS a NTC for this project.**	**SPP Base Plan**	**RE**
19						
20	Electric Transmission	$	389.30			
21	Electric Transmission		7,222.85			
		$	**7,612.15**	**This project provided for replacement of Westinghouse's model APT potential transformers at various substations because the transformers have demonstrated high failure rates.**	**SPS Zonal**	**SR**
22						

Southwestern Public Service Company

Transmission Capital Additions for July 1, 2017 through March 31, 2019
Summary of Projects

	(A)	(B)	(C)	(D)	(E)	(F)	(G)	(H)	(I)
Line No.	Asset Class	WBS Level 1 Project Group Name	WBS Level 2 Number	WBS Level 2 Description	In-Service Date (year-month)	Additions to Plant-In-Service (July 1, 2017 - March 31, 2019)	XES Charges (Included in Column F)	Other Affiliate Charges (Included in Column F)	Total Affiliate Charges (Included in Column F)
23	Electric Transmission	Artesia Country Club 115kV conversion	A.0000126.003	Artesia Cty Club Line ROW	2017-12	$ 192,388.50	$ 33,222.02	$ -	$ 33,222.02
24	Electric Transmission	Artesia Country Club 115kV conversion	A.0000126.003	Artesia Cty Club Line ROW	2018-07	86,511.59	11,000.76	-	11,000.76
25	Electric Transmission	Artesia Country Club 115kV conversion	A.0000126.004	Artesia Cty Club Switch	2018-12	350,231.21	52,323.55	-	52,323.55
		Artesia Country Club 115kV conversion Total				**$ 629,131.30**	**$ 96,546.33**	**$ -**	**$ 96,546.33**
26									
27	Electric Transmission	Artesia Land ROW	A.0000877.001	Artesia Land ROW 1 and 2	2017-12	$ (1,160.25)	$ -	$ -	$ -
		Artesia Land ROW Total				**$ (1,160.25)**	**$ -**	**$ -**	**$ -**
28									
29	Electric Transmission	Atoka-Eagle Creek	A.0000540.001	Atoka-Eagle Creek 115 kV Line	2018-12	$ 14,045,213.29	$ 102,579.55	$ (43.79)	$ 102,535.76
30	Electric Transmission	Atoka-Eagle Creek	A.0000540.003	Atoka Substation	2016-09	(300.56)	-	-	-
31	Electric Transmission	Atoka-Eagle Creek	A.0000540.004	Seven Rivers Relay Sub	2016-07	448.27	339.64	-	339.64
32	Electric Transmission	Atoka-Eagle Creek	A.0000540.005	Eddy Co. Relay Sub	2016-08	10,301.52	417.42	-	417.42
33	Electric Transmission	Atoka-Eagle Creek	A.0000540.010	Eddy Cty Eagle Crk Term Relay	2017-04	(643.40)	-	-	-
34	Electric Transmission	Atoka-Eagle Creek	A.0000540.016	Atoka to Eagle Creek 115kV ROW	2018-12	299,679.54	-	-	-
35	Electric Transmission	Atoka-Eagle Creek	A.0000540.016	Atoka to Eagle Creek 115kV ROW	2015-08	(0.02)	-	-	-
36	Electric Transmission	Atoka-Eagle Creek	A.0000540.018	W-92 ROW	2017-12	5,924.89	5,905.66	-	5,905.66
		Atoka-Eagle Creek Total				**$ 14,360,623.53**	**$ 109,242.27**	**$ (43.79)**	**$ 109,198.48**
37									
38	Electric Transmission	Bailey Cty-New Amherst-Lamb Cty	A.0000866.033	Lamb County Land	2017-06	$ 4,839.66	$ 767.06	$ (0.03)	$ 767.03
		Bailey Cty-New Amherst-Lamb Cty Total				**$ 4,839.66**	**$ 767.06**	**$ (0.03)**	**$ 767.03**
39									
40	Electric Transmission	Bowers 2nd 115-69 kV Auto	A.0000367.002	Bowers 2nd Auto Sub	2015-04	$ (51,121.43)	$ -	$ -	$ -
		Bowers 2nd 115-69 kV Auto Total				**$ (51,121.43)**	**$ -**	**$ -**	**$ -**
41									
42	Electric Transmission	Bowers-Howard 115kv	A.0000407.001	Bowers - Howard ROW	2015-03	$ 139,946.84	$ 3,751.93	$ -	$ 3,751.93
43	Electric Transmission	Bowers-Howard 115kv	A.0000407.001	Bowers - Howard ROW	2017-12	42,089.92	6,258.98	63.90	6,322.88
44	Electric Transmission	Bowers-Howard 115kv	A.0000407.001	Bowers - Howard ROW	2018-06	(250,400.85)	11,618.10	-	11,618.10
45	Electric Transmission	Bowers-Howard 115kv	A.0000407.002	Bowers Substation sub	2014-12	(76,301.96)	-	-	-
46	Electric Transmission	Bowers-Howard 115kv	A.0000407.004	Howard Substation	2012-07	1,015.00	-	-	-
47	Electric Transmission	Bowers-Howard 115kv	A.0000407.004	Howard Substation	2016-03	(71,167.53)	-	-	-
48	Electric Transmission	Bowers-Howard 115kv	A.0000407.005	Bowers-Howard 115 kV Line	2016-03	51.56	-	0.36	0.36
49	Electric Transmission	Bowers-Howard 115kv	A.0000407.011	Bowers-Howard Y-62Line	2016-03	21.68	-	-	-

Southwestern Public Service Company

Transmission Capital Additions for July 1, 2017 through March 31, 2019
Summary of Projects

	(A)	(J)	(K)	(L)	(M)
Line No.	Asset Class	Total Native Charges (Column F less I) Within the Total Additions to Plant-in-Service Shown in Column (F)	WBS Level 1 Project Group Description	Cost Recovery Method	Project Category
23	Electric Transmission	$ 159,166.48			
24	Electric Transmission	75,510.83			
25	Electric Transmission	297,907.66			
		$ 532,584.97	**This project tapped the W92 line and built approximately three miles of new 115-kV line to the Artesia Country Club Substation. It also converted two SPS distribution substations from 69-kV to 115-kV operation. SPP issued SPS a NTC for this project.**	**SPP Base Plan**	**RE**
26					
27	Electric Transmission	$ (1,160.25)			
		$ (1,160.25)	**This project sold two properties and purchased additional right of way for a 115-kV line from Artesia Interchange to Eagle Creek Substation. The line is near Artesia, New Mexico.**	**SPP Base Plan**	**RE**
28					
29	Electric Transmission	$ 13,942,677.53			
30	Electric Transmission	(300.56)			
31	Electric Transmission	108.63			
32	Electric Transmission	9,884.10			
33	Electric Transmission	(643.40)			
34	Electric Transmission	299,679.54			
35	Electric Transmission	(0.02)			
36	Electric Transmission	19.23			
		$ 14,251,425.05	**This project constructed a 115-kV transmission line between the Atoka and Eagle Creek Substations near Artesia, New Mexico. The project is needed to address low voltages in the area. SPP issued SPS a NTC for this project.**	**SPP Base Plan**	**RE**
37					
38	Electric Transmission	$ 4,072.63			
		$ 4,072.63	**This project completed surveying and route selection activities, completed an environmental assessment of the proposed routes, and prepared and submitted a Certificate of Convenience and Necessity to the PUCT for a new 115-kV line between the Bailey County Substation, the New Amherst Substation, and the Lamb County Substation and the associated substation work. This project was needed to address identified reliability problems and SPP issued SPS a NTC for this project.**	**SPP Base Plan**	**RE**
39					
40	Electric Transmission	$ (51,121.43)			
		$ (51,121.43)	**This project installed a new 84 MVA transformer at the existing Bowers Substation. SPP issued SPS a NTC for this project.**	**SPP Base Plan**	**RE**
41					
42	Electric Transmission	$ 136,194.91			
43	Electric Transmission	35,767.04			
44	Electric Transmission	(262,018.95)			
45	Electric Transmission	(76,301.96)			
46	Electric Transmission	1,015.00			
47	Electric Transmission	(71,167.53)			
48	Electric Transmission	51.20			
49	Electric Transmission	21.68			

Southwestern Public Service Company

Transmission Capital Additions for July 1, 2017 through March 31, 2019
Summary of Projects

	(A)	(B)	(C)	(D)	(E)	(F)	(G)	(H)	(I)
Line No.	Asset Class	WBS Level 1 Project Group Name	WBS Level 2 Number	WBS Level 2 Description	In-Service Date (year-month)	Additions to Plant-In-Service (July 1, 2017 - March 31, 2019)	XES Charges (Included in Column F)	Other Affiliate Charges (Included in Column F)	Total Affiliate Charges (Included in Column F)
		Bowers-Howard 115kv Total				**$ (214,745.34)**	**$ 21,629.01**	**$ 64.26**	**$ 21,693.27**
50									
51	Electric Transmission	Campbell St. Bus Modification	11495216	Campbell St. Bus Modification,Sub	2013-02	$ 17.51	$ -	$ -	$ -
		Campbell St. Bus Modification Total				**$ 17.51**	**$ -**	**$ -**	**$ -**
52									
53	Electric Transmission	Cardinal Teague Recond 115kV Line	A.0001271.004	Cardinal-Teague Recond 115kV	2018-11	$ 144,758.28	$ 15,102.24	$ -	$ 15,102.24
		Cardinal Teague Recond 115kV Line Total				**$ 144,758.28**	**$ 15,102.24**	**$ -**	**$ 15,102.24**
54									
55	Electric Transmission	Cargill 14.4 Mvar Cap Bank	A.0001272.001	Cargill 14.4 Mvar Cap Bank	2018-12	$ 1,784,111.21	$ 210,692.51	$ -	$ 210,692.51
		Cargill 14.4 Mvar Cap Bank Total				**$ 1,784,111.21**	**$ 210,692.51**	**$ -**	**$ 210,692.51**
56									
57	Electric Transmission	Carlisle 230/115kV Xfmr Upgrade	A.0000223.001	Carlisle 230/115kV Xfmr Upgrade	2018-03	$ 3,083,752.11	$ 30,915.75	$ 4.50	$ 30,920.25
		Carlisle 230/115kV Xfmr Upgrade Total				**$ 3,083,752.11**	**$ 30,915.75**	**$ 4.50**	**$ 30,920.25**
58									
59	Electric Transmission	Carlisle to Wolfforth	A.0000511.001	Carlisle to Wolfforth 230 kVLi	2017-11	$ 8,896,901.71	$ 185,269.39	$ 29,798.86	$ 215,068.25
60	Electric Transmission	Carlisle to Wolfforth	A.0000511.003	Carlisle to Wofforth Carlisle	2018-04	8,172,345.27	83,493.01	34.26	83,527.27
61	Electric Transmission	Carlisle to Wolfforth	A.0000511.004	Carlisle to Wofforth Wolfforth	2017-11	5,977,200.62	386,273.48	1.70	386,275.18
62	Electric Transmission	Carlisle to Wolfforth	A.0000511.008	Carlisle to Wofforth ROW	2017-07	1,309,984.47	12,297.02	395.90	12,692.92
63	Electric Transmission	Carlisle to Wolfforth	A.0000511.008	Carlisle to Wofforth ROW	2019-03	3,279.58	-	-	-
64	Electric Transmission	Carlisle to Wolfforth	A.0000511.009	Carl-Wolf K-10 Reterm at Wolf	2017-11	291,018.54	2,323.07	-	2,323.07
65	Electric Transmission	Carlisle to Wolfforth	A.0000511.015	Carl-Wolf K-24 Reterm at Carl	2018-02	362,349.60	8,847.07	(107.25)	8,739.82
66	Electric Transmission	Carlisle to Wolfforth	A.0000511.016	Carl-Wolf K-02 Reterm at Wolf	2017-11	245,286.25	2,263.10	-	2,263.10
67	Electric Transmission	Carlisle to Wolfforth	A.0000511.020	Carl-Wolf Lubbock S Relay at	2018-03	511,398.17	11,376.92	-	11,376.92
68	Electric Transmission	Carlisle to Wolfforth	A.0000511.021	Carl-Wolf Sundown Relay at Wo	2018-04	502,881.35	7,167.92	-	7,167.92
69	Electric Transmission	Carlisle to Wolfforth	A.0000511.022	Carl-Wolf Tuco Relay at Carl	2016-12	94,420.06	13,548.11	-	13,548.11
70	Electric Transmission	Carlisle to Wolfforth	A.0000511.026	K39 LPL Line Reterm at Carlisle	2018-02	623,545.85	9,127.50	-	9,127.50
		Carlisle to Wolfforth Total				**$ 26,990,611.47**	**$ 721,986.59**	**$ 30,123.47**	**$ 752,110.06**
71									
72	Electric Transmission	Cherry Street Interchange	A.0000409.004	Cherry St Intg Hastings-E.Plt	2015-03	$ (124,355.65)	$ -	$ -	$ -
73	Electric Transmission	Cherry Street Interchange	A.0000409.008	East Plant Conv. for Hastings	2015-04	(1,076.11)	-	-	-

Southwestern Public Service Company

Transmission Capital Additions for July 1, 2017 through March 31, 2019
Summary of Projects

	(A)	(J)	(K)	(L)	(M)
Line No.	Asset Class	Total Native Charges (Column F less I) Within the Total Additions to Plant-in-Service Shown in Column (F)	WBS Level 1 Project Group Description	Cost Recovery Method	Project Category
		$ (236,438.61)	This project connected the Bowers Substation to the Howard Substation via a 115-kV transmission line and installed a second 115/69-kV transformer at the Bowers Substation. The need for the project was based on studies of Golden Spread Electric Cooperative's request for Greenbelt Electric Cooperative's load increase in the eastern Texas panhandle area. This project was identified by SPP in the Delivery Point Network Study. SPP issued SPS a NTC for this project.	SPP Base Plan	RE
50					
51	Electric Transmission	$ 17.51			
		$ 17.51	This project provided the transmission equipment needed for the relocate of the gas turbine from the Riverview Substation to Tucumcari, New Mexico. The 115-kV bus at Campbell Street substation was modified from a straight bus configuration to three ring terminal configuration to allow for the connection of 115-kV line from the new Tucumcari generation station.	Customer Funded	GI
52					
53	Electric Transmission	$ 129,656.04			
		$ 129,656.04	This project installed taller transmission line structures where identified to provide the necessary ground clearance to allow the existing conductors to be loaded to their full amperage rating. SPP issued SPS a NTC for this project.	SPP Base Plan	RE
54					
55	Electric Transmission	$ 1,573,418.70			
		$ 1,573,418.70	This project installed a 14.4 MVAr capacitor bank on the 115-kV bus at Cargill Substation. The new capacitor bank will provide voltage support in the south central part of the Texas panhandle and the eastern part of New Mexico. SPP issued SPS a NTC for this project.	SPP Base Plan	RE
56					
57	Electric Transmission	$ 3,052,831.86			
		$ 3,052,831.86	This project replaced the 150 MVA, 230/115-kV autotransformer at Carlisle with a new 250 MVA unit to provide the needed capacity to the transmission system. SPP issued SPS a NTC for this project.	SPP Base Plan	RE
58					
59	Electric Transmission	$ 8,681,833.46			
60	Electric Transmission	8,088,818.00			
61	Electric Transmission	5,590,925.44			
62	Electric Transmission	1,297,291.55			
63	Electric Transmission	3,279.58			
64	Electric Transmission	288,695.47			
65	Electric Transmission	353,609.78			
66	Electric Transmission	243,023.15			
67	Electric Transmission	500,021.25			
68	Electric Transmission	495,713.43			
69	Electric Transmission	80,871.95			
70	Electric Transmission	614,418.35			
		$ 26,238,501.41	This project constructed a new 230-kV line between the Carlisle and Wolfforth substations and substation line terminals to accommodate the new transmission line. This project was needed for reliability and load growth in the surrounding area. SPP issued SPS a NTC for the project.	SPP Base Plan	RE
71					
72	Electric Transmission	$ (124,355.65)			
73	Electric Transmission	(1,076.11)			

Southwestern Public Service Company

Transmission Capital Additions for July 1, 2017 through March 31, 2019
Summary of Projects

	(A)	(B)	(C)	(D)	(E)	(F)	(G)	(H)	(I)
Line No.	Asset Class	WBS Level 1 Project Group Name	WBS Level 2 Number	WBS Level 2 Description	In-Service Date (year-month)	Additions to Plant-In-Service (July 1, 2017 - March 31, 2019)	XES Charges (Included in Column F)	Other Affiliate Charges (Included in Column F)	Total Affiliate Charges (Included in Column F)
		Cherry Street Interchange Total				**$ (125,431.76)**	**$ -**	**$ -**	**$ -**
74									
75	Electric Transmission	Cochran Co - Whiteface 115kv	A.0000194.001	Cochran 115 Cap Bank	2018-12	$ 2,631,416.45	$ 75,507.50	$ -	$ 75,507.50
76	Electric Transmission	Cochran Co - Whiteface 115kv	A.0000194.005	Cochran Z26 Terminal	2018-11	205,864.84	10,140.64	-	10,140.64
77	Electric Transmission	Cochran Co - Whiteface 115kv	A.0000194.008	Cochran Whiteface Z26 Rebuild	2018-11	1,628,543.52	151,198.32	-	151,198.32
		Cochran Co - Whiteface 115kv Total				**$ 4,465,824.81**	**$ 236,846.46**	**$ -**	**$ 236,846.46**
78									
79	Electric Transmission	Cochran Plains Line Ratings	A.0001183.001	Cochran Terminal Upgrade Sub	2018-10	$ 156,433.23	$ 3,721.54	$ -	$ 3,721.54
80	Electric Transmission	Cochran Plains Line Ratings	A.0001183.004	U19 Plains to LTDW Line Side	2018-10	139,621.09	2,201.84	-	2,201.84
81	Electric Transmission	Cochran Plains Line Ratings	A.0001183.005	U20 LTDW to Cochran Line Side	2018-10	80,559.35	7,561.53	-	7,561.53
82	Electric Transmission	Cochran Plains Line Ratings	A.0001183.006	RO6 NEEDMORE TO YOAKUM 230KV LINE	2018-10	549,751.64	-	-	-
		Cochran Plains Line Ratings Total				**$ 926,365.31**	**$ 13,484.91**	**$ -**	**$ 13,484.91**
83									
84	Electric Transmission	Crosby Co. 115 Cap Bank	A.0000354.001	Crobsy Co. 115kV Cap Bank Sub	2015-11	$ (33,175.76)	$ -	$ -	$ -
		Crosby Co. 115 Cap Bank Total				**$ (33,175.76)**	**$ -**	**$ -**	**$ -**
85									
86	Electric Transmission	Crosby County Transformer	A.0000603.001	Crosby County Transformer #1Su	2015-02	$ (41,772.01)	$ -	$ -	$ -
		Crosby County Transformer Total				**$ (41,772.01)**	**$ -**	**$ -**	**$ -**
87									
88	Electric Transmission	Curry Co. Dist. Xfmr Conversion	A.0000860.003	Curry Co Dist Xfmr Conversion	2018-05	$ 2,819,975.52	$ 23,193.54	$ 0.80	$ 23,194.34
		Curry Co. Dist. Xfmr Conversion Total				**$ 2,819,975.52**	**$ 23,193.54**	**$ 0.80**	**$ 23,194.34**
89									
90	Electric Transmission	Curry to Bailey 115kV	A.0000610.002	Curry to Bailey 115kV New Line	2016-09	$ 505,912.52	$ 1,882.20	$ -	$ 1,882.20
91	Electric Transmission	Curry to Bailey 115kV	A.0000610.003	Curry to Bailey 115kV Bailey S	2016-12	(317.16)	49.30	-	49.30
92	Electric Transmission	Curry to Bailey 115kV	A.0000610.004	Curry to Bailey 115kV - Curry	2016-10	(14,825.50)	4,615.08	-	4,615.08
93	Electric Transmission	Curry to Bailey 115kV	A.0000610.005	Curry to Bailey 115kV ROW	2015-08	6.14	-	-	-
94	Electric Transmission	Curry to Bailey 115kV	A.0000610.007	Curry to Bailey 115kV NM ROW	2015-08	92,536.41	-	-	-
95	Electric Transmission	Curry to Bailey 115kV	A.0000610.007	Curry to Bailey 115kV NM ROW	2017-12	374,781.32	2,858.44	-	2,858.44
96	Electric Transmission	Curry to Bailey 115kV	A.0000610.013	Cargill Sub Relay Upgrade Sub	2016-03	(43.58)	-	-	-
97	Electric Transmission	Curry to Bailey 115kV	A.0000610.015	Roosevelt Relay Upgrade Sub	2016-09	1,009.37	-	-	-
98	Electric Transmission	Curry to Bailey 115kV	A.0000610.027	Curry to Bailey 115kV NM Line	2016-09	(525,580.78)	568.89	-	568.89
		Curry to Bailey 115kV Total				**$ 433,478.74**	**$ 9,973.91**	**$ -**	**$ 9,973.91**
99									
100	Electric Transmission	Custer Mountain-Ochoa Reconductor	A.0000199.001	Custer Mountain-Ochoa Reconductor	2018-05	$ 3,761,552.39	$ 147,796.53	$ -	$ 147,796.53
101	Electric Transmission	Custer Mountain-Ochoa Reconductor	A.0000199.002	Custer Roadrunner W95 ROW	2016-12	2,901.04	2,899.77	-	2,899.77
102	Electric Transmission	Custer Mountain-Ochoa Reconductor	A.0000199.002	Custer Roadrunner W95 ROW	2017-04	29,731.38	11,553.42	-	11,553.42

Southwestern Public Service Company

Transmission Capital Additions for July 1, 2017 through March 31, 2019
Summary of Projects

	(A)	(J)	(K)	(L)	(M)
Line No.	Asset Class	Total Native Charges (Column F less I) Within the Total Additions to Plant-in-Service Shown in Column (F)	WBS Level 1 Project Group Description	Cost Recovery Method	Project Category
		$ (125,431.76)	**This project constructed a new 230/115-kV interchange and substation in north Amarillo to increase the reliability of the transmission network. SPP issued SPS a NTC for this project.**	**SPP Base Plan**	**RE**
74					
75	Electric Transmission	$ 2,555,908.95			
76	Electric Transmission	195,724.20			
77	Electric Transmission	1,477,345.20			
		$ 4,228,978.35	**This project reconductored the 4.4 mile segment of the 69-kV transmission line from Cochran County Substation to structure number 55 at Whiteface Tap. SPP issued SPS a NTC for this project.**	**SPP Base Plan**	**RE**
78					
79	Electric Transmission	$ 152,711.69			
80	Electric Transmission	137,419.25			
81	Electric Transmission	72,997.82			
82	Electric Transmission	549,751.64			
		$ 912,880.40	**This project increased the line and substation terminal ratings of the 115-kV lines U-19 and U-20 between Cochran Co. Interchange and Lea County Plains Switching Station. This project was needed to provide the capacity to accommodate the new 350 MW Wildcat Ranch wind farm generation connected at Lost Draw Switching Station.**	**Customer Funded**	**GI**
83					
84	Electric Transmission	$ (33,175.76)			
		$ (33,175.76)	**This project installed a 14.4 MVAr 115-kV capacitor bank in the Crosby County Substation. SPP issued SPS a NTC for this project.**	**SPP Base Plan**	**RE**
85					
86	Electric Transmission	$ (41,772.01)			
		$ (41,772.01)	**This project replaced the existing 115/69-kV, 40 MVA transformers with 84 MVA transformers. SPP issued SPS a NTC for this project.**	**SPP Base Plan**	**RE**
87					
88	Electric Transmission	$ 2,796,781.18			
		$ 2,796,781.18	**This project replaced the existing 69/23-kV distribution transformer with a 115/23-kV distribution transformer. This conversion from 69-kV to 115-kV was needed to prevent the overloading of the 115/69-kV transformers located at Curry Co. Interchange. SPP issued SPS a NTC for this project.**	**SPP Base Plan**	**RE**
89					
90	Electric Transmission	$ 504,030.32			
91	Electric Transmission	(366.46)			
92	Electric Transmission	(19,440.58)			
93	Electric Transmission	6.14			
94	Electric Transmission	92,536.41			
95	Electric Transmission	371,922.88			
96	Electric Transmission	(43.58)			
97	Electric Transmission	1,009.37			
98	Electric Transmission	(526,149.67)			
		$ 423,504.83	**This project constructed a new 115-kV line from the Curry County Substation near Clovis, New Mexico to the Bailey County Substation near Muleshoe, Texas. The project was needed to address low voltage at the Bailey County Substation. SPP issued SPS a NTC for this project.**	**SPP Base Plan**	**RE**
99					
100	Electric Transmission	$ 3,613,755.86			
101	Electric Transmission	1.27			
102	Electric Transmission	18,177.96			

Southwestern Public Service Company

Transmission Capital Additions for July 1, 2017 through March 31, 2019
Summary of Projects

	(A)	(B)	(C)	(D)	(E)	(F)	(G)	(H)	(I)
Line No.	Asset Class	WBS Level 1 Project Group Name	WBS Level 2 Number	WBS Level 2 Description	In-Service Date (year-month)	Additions to Plant-In-Service (July 1, 2017 - March 31, 2019)	XES Charges (Included in Column F)	Other Affiliate Charges (Included in Column F)	Total Affiliate Charges (Included in Column F)
		Custer Mountain-Ochoa Reconductor Total				**$ 3,794,184.81**	**$ 162,249.72**	**$ -**	**$ 162,249.72**
103									
104	Electric Transmission	CVA Mitigation	A.0000286.005	Horz Cap and Pin Replacement TX	2018-04	$ 285,998.97	$ -	$ -	$ -
105	Electric Transmission	CVA Mitigation	A.0000286.005	Horz Cap and Pin Replacement TX	2018-08	98,871.19	-	-	-
106	Electric Transmission	CVA Mitigation	A.0000286.005	Horz Cap and Pin Replacement TX	2018-04	56,058.15	-	-	-
107	Electric Transmission	CVA Mitigation	A.0000286.005	Horz Cap and Pin Replacement TX	2018-04	50,873.17	-	-	-
108	Electric Transmission	CVA Mitigation	A.0000286.005	Horz Cap and Pin Replacement TX	2018-05	53,035.91	1,786.25	-	1,786.25
109	Electric Transmission	CVA Mitigation	A.0000286.005	Horz Cap and Pin Replacement TX	2018-12	48,404.46	606.24	-	606.24
110	Electric Transmission	CVA Mitigation	A.0000286.014	LNCO Rplc 69kV Bypass Switches	2019-02	107,435.06	-	-	-
		CVA Mitigation Total				**$ 700,676.91**	**$ 2,392.49**	**$ -**	**$ 2,392.49**
111									
112	Electric Transmission	Deaf Smith 230kV Breaker Add	A.0000916.002	Deaf Smith Reterm K21 Line	2016-11	$ 690.19	$ 675.48	$ -	$ 675.48
113	Electric Transmission	Deaf Smith 230kV Breaker Add	A.0000916.003	Deaf Smith Reterm K11 230kV Li	2016-11	17.94	19.95	-	19.95
114	Electric Transmission	Deaf Smith 230kV Breaker Add	A.0000916.007	Remote End Upgrade for ring bus add	2019-03	471,351.30	816.58	-	816.58
115	Electric Transmission	Deaf Smith 230kV Breaker Add	A.0000916.010	Plant X 230kV LRU to Deaf Smith	2019-02	496,684.12	7,884.39	-	7,884.39
		Deaf Smith 230kV Breaker Add Total				**$ 968,743.55**	**$ 9,396.40**	**$ -**	**$ 9,396.40**
116									
117	Electric Transmission	Deaf Smith Xfmr	A.0000601.001	Deaf Smith Upgrade 230/115 Xfm	2016-05	$ (4,710.31)	$ -	$ -	$ -
118	Electric Transmission	Deaf Smith Xfmr	A.0000601.002	Deaf Smith Bank 1 Replacement	2016-04	12.20	-	-	-
		Deaf Smith Xfmr Total				**$ (4,698.11)**	**$ -**	**$ -**	**$ -**
119									
120	Electric Transmission	Denver City In-Line 115 kV Bkr	A.0000846.001	Denver City 115 kV Breaker Add	2018-10	$ 1,609,843.45	$ 55,478.73	$ 24.44	$ 55,503.17
		Denver City In-Line 115 kV Bkr Total				**$ 1,609,843.45**	**$ 55,478.73**	**$ 24.44**	**$ 55,503.17**
121									
122	Electric Transmission	Diamondback Lyntegar Terminal	A.0000553.001	Diamondback Lyntegar TerminalS	2018-11	$ (50,428.53)	$ 129.62	$ -	$ 129.62
		Diamondback Lyntegar Terminal Total				**$ (50,428.53)**	**$ 129.62**	**$ -**	**$ 129.62**
123									
124	Electric Transmission	Drinkard 115 Cap Bank	A.0000914.001	Drinkard 115 Cap Bank Sub	2015-06	$ (179,753.75)	$ -	$ (0.12)	$ (0.12)
		Drinkard 115 Cap Bank Total				**$ (179,753.75)**	**$ -**	**$ (0.12)**	**$ (0.12)**
125									
126	Electric Transmission	Eagle Creek	A.0000157.003	Eagle Creek Project(Artesia Tw	2014-12	$ 3,501.14	$ -	$ -	$ -
127	Electric Transmission	Eagle Creek	A.0000157.004	Eagle Creek Prog(Artesia Twn 6	2015-11	(100,607.10)	-	-	-
		Eagle Creek Total				**$ (97,105.96)**	**$ -**	**$ -**	**$ -**
128									
129	Electric Transmission	Eagle Creek 14.4 Mvar 115 Cap Bank	A.0000904.001	Eagle Creek 14.4 Mvar 115 Cap	2016-08	$ 41.80	$ 40.04	$ -	$ 40.04
		Eagle Creek 14.4 Mvar 115 Cap Bank Total				**$ 41.80**	**$ 40.04**	**$ -**	**$ 40.04**
130									
131	Electric Transmission	Eddy Co. Xfmr	A.0000890.001	Eddy Co. 230/115 Xfmr #1 Upgra	2017-04	$ (1,243,553.89)	$ 1,979.88	$ -	$ 1,979.88

Southwestern Public Service Company

Transmission Capital Additions for July 1, 2017 through March 31, 2019
Summary of Projects

	(A)	(J)	(K)	(L)	(M)
Line No.	Asset Class	Total Native Charges (Column F less I) Within the Total Additions to Plant-in-Service Shown in Column (F)	WBS Level 1 Project Group Description	Cost Recovery Method	Project Category
		$ 3,631,935.09	**This project rebuilt 11 miles of 115-kV line between Custer Mountain and Ochoa substations. SPP issued SPS a NTC for this project.**	**SPP Base Plan**	**RE**
103					
104	Electric Transmission	$ 285,998.97			
105	Electric Transmission	98,871.19			
106	Electric Transmission	56,058.15			
107	Electric Transmission	50,873.17			
108	Electric Transmission	51,249.66			
109	Electric Transmission	47,798.22			
110	Electric Transmission	107,435.06			
		$ 698,284.42	**This project replaced various pieces of equipment that were identified by the Common Vulnerability Assessment (CVA) program. The CVA program identifies specific pieces of equipment that have a history of failing across all of the Xcel Energy transmission systems and works to proactively replace the remaining pieces of equipment still in service before they fail.**	**SPS Zonal**	**SR**
111					
112	Electric Transmission	$ 14.71			
113	Electric Transmission	(2.01)			
114	Electric Transmission	470,534.72			
115	Electric Transmission	488,799.73			
		$ 959,347.15	**This project created a ring bus on the 230-kV side of the Deaf Smith Substation to address reliability compliance requirements under current NERC standards.**	**SPS Zonal**	**RE**
116					
117	Electric Transmission	$ (4,710.31)			
118	Electric Transmission	12.20			
		$ (4,698.11)	**This project increased the capacity of the two 230/115-kV transformers at the Deaf Smith Substation near Hereford, Texas. The project was needed to address overloads in the area. SPP issued SPS a NTC for this project.**	**SPP Base Plan**	**RE**
119					
120	Electric Transmission	$ 1,554,340.28			
		$ 1,554,340.28	**This project installed breaker failure relays on all 115-kV breakers at Denver City Interchange.**	**SPS Zonal**	**RE**
121					
122	Electric Transmission	$ (50,558.15)			
		$ (50,558.15)	**This project connected a new line built by Lyntegar Rural Electric Cooperative to the new Diamondback Substation for service to their customers in the southeast part of the SPS transmission system.**	**Customer Funded**	**LI**
123					
124	Electric Transmission	$ (179,753.63)			
		$ (179,753.63)	**This project installed a 14.4 MVAr capacitor bank at the Drinkard Substation. SPP issued SPS a NTC for this project.**	**SPP Base Plan**	**RE**
125					
126	Electric Transmission	$ 3,501.14			
127	Electric Transmission	(100,607.10)			
		$ (97,105.96)	**This project constructed a new 115/69-kV substation and re-routed 69-kV lines in the Navajo refinery area into the new Eagle Creek Substation. SPP issued SPS a NTC for this project.**	**SPP Base Plan**	**RE**
128					
129	Electric Transmission	$ 1.76			
		$ 1.76	**This project added one 14.4 MVAr capacitor bank at Eagle Creek substation. SPP issued SPS a NTC for this project.**	**SPP Base Plan/SPS Zonal**	**RE**
130					
131	Electric Transmission	$ (1,245,533.77)			

Southwestern Public Service Company

Transmission Capital Additions for July 1, 2017 through March 31, 2019
Summary of Projects

	(A)	(B)	(C)	(D)	(E)	(F)	(G)	(H)	(I)
Line No.	Asset Class	WBS Level 1 Project Group Name	WBS Level 2 Number	WBS Level 2 Description	In-Service Date (year-month)	Additions to Plant-In-Service (July 1, 2017 - March 31, 2019)	XES Charges (Included in Column F)	Other Affiliate Charges (Included in Column F)	Total Affiliate Charges (Included in Column F)
		Eddy Co. Xfmr Total				**$ (1,243,553.89)**	**$ 1,979.88**	**$ -**	**$ 1,979.88**
132									
133	Electric Transmission	Eddy County Dbl Bus Dbl Brker 230kV	A.0000290.003	K23 Retermination, Eddy Co Sub	2018-12	$ 163,238.97	$ 2,669.69	$ -	$ 2,669.69
134	Electric Transmission	Eddy County Dbl Bus Dbl Brker 230kV	A.0000290.005	Cunningham Intg, Upgrade Eddy 230kV	2018-10	735,193.42	21,235.62	-	21,235.62
135	Electric Transmission	Eddy County Dbl Bus Dbl Brker 230kV	A.0000290.006	Seven Rivers Intg, Upgrade Eddy 230	2019-02	301,696.15	3,773.28	-	3,773.28
		Eddy County Dbl Bus Dbl Brker 230kV Total				**$ 1,200,128.54**	**$ 27,678.59**	**$ -**	**$ 27,678.59**
136									
137	Electric Transmission	Eddy County SVC Control Upgrade	A.0000298.001	Eddy County SVC ControlsSub	2014-06	$ 3,137.68	$ -	$ -	$ -
		Eddy County SVC Control Upgrade Total				**$ 3,137.68**	**$ -**	**$ -**	**$ -**
138									
139	Electric Transmission	ELR - Breakers - SPS	A.0000640.008	Tolk-Repl Bkrs TK12TK39TK43TK5	2016-12	$ (30,199.05)	$ 7,766.75	$ -	$ 7,766.75
140	Electric Transmission	ELR - Breakers - SPS	A.0000640.011	Nichols-Rpl 115kV Breakers&Swi	2016-07	(5.16)	-	-	-
141	Electric Transmission	ELR - Breakers - SPS	A.0000640.020	Texas Co Rpl Breakers 800, 804	2018-12	1,382,769.15	24,960.83	-	24,960.83
142	Electric Transmission	ELR - Breakers - SPS	A.0000640.021	W07 Tx Cty SS Fr DCB to DCUB Rpl SE	2019-02	249,194.13	4,183.30	-	4,183.30
143	Electric Transmission	ELR - Breakers - SPS	A.0000640.023	AMOCO Breaker Rplmnt	2018-09	2,049,755.19	14,515.06	-	14,515.06
144	Electric Transmission	ELR - Breakers - SPS	A.0000640.034	COCO 115kV Brkr 9910 Replacement	2019-03	149,863.85	-	-	-
		ELR - Breakers - SPS Total				**$ 3,801,378.11**	**$ 51,425.94**	**$ -**	**$ 51,425.94**
145									
146	Electric Transmission	ELR - Relay - SPS	A.0000401.008	Denver City V80 ELR Relays Sub	2015-03	$ 69.53	$ -	$ -	$ -
147	Electric Transmission	ELR - Relay - SPS	A.0000401.016	Cole Cap Bank Volt Diff	2016-12	3,767.14	-	-	-
148	Electric Transmission	ELR - Relay - SPS	A.0000401.018	Lubbock East 115kV (6970)Sub	2017-03	3,715.40	73.32	0.09	73.41
149	Electric Transmission	ELR - Relay - SPS	A.0000401.020	TUCO 115kV (N922)Sub	2017-06	10,593.27	-	0.70	0.70
150	Electric Transmission	ELR - Relay - SPS	A.0000401.024	Bushland 230kV (2K05)Sub	2018-02	243,000.43	29,435.10	-	29,435.10
151	Electric Transmission	ELR - Relay - SPS	A.0000401.025	Carlsbad 115kV (C900)Sub	2017-10	403,549.28	36,718.07	-	36,718.07
152	Electric Transmission	ELR - Relay - SPS	A.0000401.033	Potash Junction 115kV 4920	2017-11	339,688.42	11,851.74	-	11,851.74
153	Electric Transmission	ELR - Relay - SPS	A.0000401.034	Potter 230kV K59 Sub	2018-02	126,157.43	15,559.49	-	15,559.49
154	Electric Transmission	ELR - Relay - SPS	A.0000401.039	Wipp Cap Bank Volt Diff NM	2018-07	222.24	-	-	-
155	Electric Transmission	ELR - Relay - SPS	A.0000401.039	Wipp Cap Bank Volt Diff NM	2016-12	25,707.28	6,017.59	-	6,017.59
156	Electric Transmission	ELR - Relay - SPS	A.0000401.049	Seven Rivers BPRO Upgrade	2019-03	79,160.66	422.16	-	422.16
		ELR - Relay - SPS Total				**$ 1,235,631.08**	**$ 100,077.47**	**$ 0.79**	**$ 100,078.26**
157									
158	Electric Transmission	Facility Upgrade Ancillary Equip	A.0001273.005	Facil UpgSub Ancillary Eq2016	2016-12	$ 5,907.92	$ 6,862.78	$ -	$ 6,862.78
159	Electric Transmission	Facility Upgrade Ancillary Equip	A.0001273.005	Facil UpgSub Ancillary Eq2016	2019-03	39,460.87	-	-	-
160	Electric Transmission	Facility Upgrade Ancillary Equip	A.0001273.006	Riverview V38 WT Switch Rpl Su	2017-05	(68,118.44)	140.84	-	140.84
161	Electric Transmission	Facility Upgrade Ancillary Equip	A.0001273.007	Hitchland 345kV CT PT Upgrade	2016-11	(8.33)	82.47	-	82.47
162	Electric Transmission	Facility Upgrade Ancillary Equip	A.0001273.009	Murphy Upgrade V40 Terminal to Carl	2016-12	9,594.91	-	-	-
163	Electric Transmission	Facility Upgrade Ancillary Equip	A.0001273.011	Lubbock South 230kV Xfmr Bushings	2017-04	(1,203.56)	-	-	-

Southwestern Public Service Company

Transmission Capital Additions for July 1, 2017 through March 31, 2019
Summary of Projects

	(A)	(J)	(K)	(L)	(M)
Line No.	Asset Class	Total Native Charges (Column F less I) Within the Total Additions to Plant-in-Service Shown in Column (F)	WBS Level 1 Project Group Description	Cost Recovery Method	Project Category
		$ (1,245,533.77)	**This project upgraded the existing 230/115-kV transformer at the Eddy County Substation to a higher capacity unit. SPP issued SPS a NTC for this project.**	**SPP Base Plan**	**RE**
132					
133	Electric Transmission	$ 160,569.28			
134	Electric Transmission	713,957.80			
135	Electric Transmission	297,922.87			
		$ 1,172,449.95	**This project reconfigured the existing Eddy County Interchange 230-kV bus from a main and transfer bus design to a double bus-double breaker arrangement. This project was required to meet long-term firm transmission service requests in the SPP Aggregate Facility Study SPP-2013-AG3-AFS-6. SPP issued SPS a NTC for this project.**	**SPP Base Plan**	**RE**
136					
137	Electric Transmission	$ 3,137.68			
		$ 3,137.68	**This project replaced the Eddy County Substation Static VAr Compensator ("SVC") control system. The control system had become operationally limited due to failure of parts and was not repairable. This project replaced the computer control system and other parts that were difficult to maintain.**	**SPS Zonal**	**SR**
138					
139	Electric Transmission	$ (37,965.80)			
140	Electric Transmission	(5.16)			
141	Electric Transmission	1,357,808.32			
142	Electric Transmission	245,010.83			
143	Electric Transmission	2,035,240.13			
144	Electric Transmission	149,863.85			
		$ 3,749,952.17	**The term "ELR" stands for End of Life Replacement. This project replaced circuit breakers that had reached the end of their useful life. This work was done at multiple substations as part of a multi-year program to replace breakers that are obsolete, for which parts are no longer available and require significant operations and maintenance spend to keep them in service.**	**SPS Zonal**	**SR**
145					
146	Electric Transmission	$ 69.53			
147	Electric Transmission	3,767.14			
148	Electric Transmission	3,641.99			
149	Electric Transmission	10,592.57			
150	Electric Transmission	213,565.33			
151	Electric Transmission	366,831.21			
152	Electric Transmission	327,836.68			
153	Electric Transmission	110,597.94			
154	Electric Transmission	222.24			
155	Electric Transmission	19,689.69			
156	Electric Transmission	78,738.50			
		$ 1,135,552.82	**The term "ELR" stands for End of Life Replacement. This project replaced protective relays that had reached the end of their useful life.**	**SPS Zonal**	**SR**
157					
158	Electric Transmission	$ (954.86)			
159	Electric Transmission	39,460.87			
160	Electric Transmission	(68,259.28)			
161	Electric Transmission	(90.80)			
162	Electric Transmission	9,594.91			
163	Electric Transmission	(1,203.56)			

Southwestern Public Service Company

Transmission Capital Additions for July 1, 2017 through March 31, 2019
Summary of Projects

	(A)	(B)	(C)	(D)	(E)	(F)	(G)	(H)	(I)
Line No.	Asset Class	WBS Level 1 Project Group Name	WBS Level 2 Number	WBS Level 2 Description	In-Service Date (year-month)	Additions to Plant-In-Service (July 1, 2017 - March 31, 2019)	XES Charges (Included in Column F)	Other Affiliate Charges (Included in Column F)	Total Affiliate Charges (Included in Column F)
164	Electric Transmission	Facility Upgrade Ancillary Equip	A.0001273.012	Amoco Switch Replacement	2018-04	60,116.47	9,962.64	1,165.81	11,128.45
165	Electric Transmission	Facility Upgrade Ancillary Equip	A.0001273.013	Mustang Switch Repalcement	2017-12	44,958.98	-	-	-
166	Electric Transmission	Facility Upgrade Ancillary Equip	A.0001273.015	Deaf Smith Breaker 2K20 Replacement	2019-03	203,985.51	-	-	-
167	Electric Transmission	Facility Upgrade Ancillary Equip	A.0001273.017	Jones Transformer Pad	2018-07	101,886.26	3,553.73	-	3,553.73
168	Electric Transmission	Facility Upgrade Ancillary Equip	A.0001273.020	Roosevelt Breaker 4K65 Replacement	2018-12	740,745.44	-	-	-
		Facility Upgrade Ancillary Equip Total				**$ 1,137,326.03**	**$ 20,602.46**	**$ 1,165.81**	**$ 21,768.27**
169									
170	Electric Transmission	Finney Holcomb Relay Upgrade	A.0000893.001	Finney Holcomb Relay Upgrade	2018-04	$ 840,491.05	$ 33,137.68	$ -	$ 33,137.68
		Finney Holcomb Relay Upgrade Total				**$ 840,491.05**	**$ 33,137.68**	**$ -**	**$ 33,137.68**
171									
172	Electric Transmission	GEN 2010-14 Novus Wind IV, 358.8 MW	A.0000537.001	Novus Wind IV - Hitchland Sub	2017-12	$ (589,312.94)	$ 42,451.76	$ (52.82)	$ 42,398.94
		GEN 2010-14 Novus Wind IV, 358.8 MW Total				**$ (589,312.94)**	**$ 42,451.76**	**$ (52.82)**	**$ 42,398.94**
173									
174	Electric Transmission	GEN 2011-022 (Firewheel)	A.0000706.001	Hitchland-New 345kV Terminal -	2017-10	$ (158,258.54)	$ 5,530.29	$ (269.32)	$ 5,260.97
		GEN 2011-022 (Firewheel) Total				**$ (158,258.54)**	**$ 5,530.29**	**$ (269.32)**	**$ 5,260.97**
175									
176	Electric Transmission	GEN 2012-020 Hale Co Wind, 478MW	A.0000902.001	Hale Co Wind 230kV Terminal at	2019-02	$ 41,967.55	$ 1,459.44	$ -	$ 1,459.44
		GEN 2012-020 Hale Co Wind, 478MW Total				**$ 41,967.55**	**$ 1,459.44**	**$ -**	**$ 1,459.44**
177									
178	Electric Transmission	GEN 2013 022 Caprock Solar GIA	A.0002038.001	Caprock Solar Bus Tie Sub	2016-11	$ 103.93	$ 61.87	$ -	$ 61.87
		GEN 2013 022 Caprock Solar GIA Total				**$ 103.93**	**$ 61.87**	**$ -**	**$ 61.87**
179									
180	Electric Transmission	GEN 2013 027 Blue Cloud Wind	A.0000736.001	Needmore Substation TOIF	2018-04	$ 349,078.18	$ 1,815.71	$ 1.01	$ 1,816.72
181	Electric Transmission	GEN 2013 027 Blue Cloud Wind	A.0000736.002	Needmore Substation	2018-04	(2,282,270.05)	25,449.94	1.90	25,451.84
182	Electric Transmission	GEN 2013 027 Blue Cloud Wind	A.0000736.005	Tolk Needmore Retermination	2018-04	690,440.30	32,838.62	(76.05)	32,762.57
183	Electric Transmission	GEN 2013 027 Blue Cloud Wind	A.0000736.006	Yoakum Needmore Retermination	2018-04	359,027.40	2,396.39	(76.05)	2,320.34
		GEN 2013 027 Blue Cloud Wind Total				**$ (883,724.17)**	**$ 62,500.66**	**$ (149.19)**	**$ 62,351.47**
184									
185	Electric Transmission	GEN 2014 034 Chaves Solar	A.0001351.001	Terminal Add Sub	2016-08	$ 92,634.02	$ -	$ -	$ -
186		**GEN 2014 034 Chaves Solar Total**				**$ 92,634.02**	**$ -**	**$ -**	**$ -**
187	Electric Transmission	GEN 2014 040 Orion Wind	A.0001359.001	Castro Co Terminal Orion Wind	2016-10	$ 543.43	$ 375.22	$ -	$ 375.22
188		**GEN 2014 040 Orion Wind Total**				**$ 543.43**	**$ 375.22**	**$ -**	**$ 375.22**
189	Electric Transmission	Gen Upgrade Tolk X Reconductor	A.0000105.001	R27 Reconductor	2017-12	$ (9,031,555.84)	$ 53,990.44	$ 130.48	$ 54,120.92
190	Electric Transmission	Gen Upgrade Tolk X Reconductor	A.0000105.005	Tolk Terminal Upgrades	2018-03	9,518.15	-	-	-
191	Electric Transmission	Gen Upgrade Tolk X Reconductor	A.0000105.007	Plant X Terminal Upgrades TX	2018-03	941,533.66	1,888.71	-	1,888.71
192	Electric Transmission	Gen Upgrade Tolk X Reconductor	A.0000105.008	K45 Reconductor Transmission Portio	2018-03	3,282,218.48	55,693.74	-	55,693.74
		Gen Upgrade Tolk X Reconductor Total				**$ (4,798,285.55)**	**$ 111,572.89**	**$ 130.48**	**$ 111,703.37**
193									
194	Electric Transmission	GEN-2011-025 Fiber Wind	A.0000768.001	GEN-2011-025 Fiber Wind Blanco	2018-03	$ (1,101,477.42)	$ 85,627.64	$ 1.26	$ 85,628.90

Southwestern Public Service Company

Transmission Capital Additions for July 1, 2017 through March 31, 2019
Summary of Projects

	(A)	(J)	(K)	(L)	(M)
Line No.	Asset Class	Total Native Charges (Column F less I) Within the Total Additions to Plant-in-Service Shown in Column (F)	WBS Level 1 Project Group Description	Cost Recovery Method	Project Category
164	Electric Transmission	48,988.02			
165	Electric Transmission	44,958.98			
166	Electric Transmission	203,985.51			
167	Electric Transmission	98,332.53			
168	Electric Transmission	740,745.44			
		$ 1,115,557.76	**This project provided for the replacement of failing switches, jumpers and other ancillary equipment.**	**SPS Zonal**	**SR**
169					
170	Electric Transmission	$ 807,353.37			
		$ 807,353.37	**This project replaced the existing transmission line protection relaying at SPS's Finney Switching Station on the existing 345-kV transmission line from Finney to Sunflower Electric's Holcomb Substation. Sunflower Electric is upgrading the relays on their Holcomb line terminal which necessitates the upgrade of the associated relays on the Finney line terminal.**	**SPS Zonal**	**SR**
171					
172	Electric Transmission	$ (631,711.88)			
		$ (631,711.88)	**This project added a 345-kV terminal to the 345-kV bus at Hitchland Interchange to provide an interconnection point for the Novus Wind IV wind farm transmission line. The wind farm has a net capacity of 358.8 MW.**	**Customer Funded**	**GI**
173					
174	Electric Transmission	$ (163,519.51)			
		$ (163,519.51)	**This project constructed a new 345-kV terminal at Hitchland Interchange to provide an interconnection point for a new wind farm.**	**Customer Funded**	**GI**
175					
176	Electric Transmission	$ 40,508.11			
		$ 40,508.11	**This project constructed a new 230-kV terminal at TUCO Interchange for the interconnection of the Hale County wind farm.**	**Customer Funded**	**GI**
177					
178	Electric Transmission	$ 42.06			
		$ 42.06	**This project replaced a remote terminal unit ("RTU") with a terminal upgrade.**	**Customer Funded**	**GI**
179					
180	Electric Transmission	$ 347,261.46			
181	Electric Transmission	(2,307,721.89)			
182	Electric Transmission	657,677.73			
183	Electric Transmission	356,707.06			
		$ (946,075.64)	**This project constructed the new 230-kV Needmore Switching Station to accommodate the new wind generation from Blue Cloud Wind.**	**Customer Funded**	**GI**
184					
185	Electric Transmission	$ 92,634.02			
186		**$ 92,634.02**	**This project added a new 115-kV terminal for a solar farm interconnection.**	**Customer Funded**	**GI**
187	Electric Transmission	$ 168.21			
188		**$ 168.21**	**This project added a new 115-kV terminal for a wind farm interconnection.**	**Customer Funded**	**GI**
189	Electric Transmission	$ (9,085,676.76)			
190	Electric Transmission	9,518.15			
191	Electric Transmission	939,644.95			
192	Electric Transmission	3,226,524.74			
		$ (4,909,988.92)	**This project upgraded the two 230-kV lines K-27 and K-45 and the associated line terminals at Tolk Substation and Plant X Substation. These upgrades were shared network upgrade projects identified in SPP's DISIS 2014-002 study to accommodate new generation being added.**	**Customer Funded**	**GI**
193					
194	Electric Transmission	$ (1,187,106.32)			

Southwestern Public Service Company

Transmission Capital Additions for July 1, 2017 through March 31, 2019
Summary of Projects

	(A)	(B)	(C)	(D)	(E)	(F)	(G)	(H)	(I)
Line No.	Asset Class	WBS Level 1 Project Group Name	WBS Level 2 Number	WBS Level 2 Description	In-Service Date (year-month)	Additions to Plant-In-Service (July 1, 2017 - March 31, 2019)	XES Charges (Included in Column F)	Other Affiliate Charges (Included in Column F)	Total Affiliate Charges (Included in Column F)
195	Electric Transmission	GEN-2011-025 Fiber Wind	A.0000768.002	Crosby-Blanco Retermination-11	2018-03	113,102.51	55,630.11	12.61	55,642.72
196	Electric Transmission	GEN-2011-025 Fiber Wind	A.0000768.003	Floyd-Blanco Retermination-115	2018-03	236,425.53	3,468.60	14.97	3,483.57
197	Electric Transmission	GEN-2011-025 Fiber Wind	A.0000768.005	Crosby Relay Upgrade for Blanc	2018-03	236,681.37	7,294.11	-	7,294.11
198	Electric Transmission	GEN-2011-025 Fiber Wind	A.0000768.006	Floyd Relay Upgrade for Blanco	2018-03	259,347.11	4,971.61	1.54	4,973.15
		GEN-2011-025 Fiber Wind Total				**$ (255,920.90)**	**$ 156,992.07**	**$ 30.38**	**$ 157,022.45**
199									
200	Electric Transmission	GEN-2015-014 Lost Draw Substation	A.0000350.001	Lost Draw Substation	2018-10	$ (1,606,213.45)	$ 19,412.00	$ -	$ 19,412.00
201	Electric Transmission	GEN-2015-014 Lost Draw Substation	A.0000350.002	Lost Draw TOIF	2018-10	24,250.63	-	-	-
202	Electric Transmission	GEN-2015-014 Lost Draw Substation	A.0000350.005	Lost Draw to Cochran Retermination	2018-10	263,537.98	8,030.08	-	8,030.08
203	Electric Transmission	GEN-2015-014 Lost Draw Substation	A.0000350.006	Lost Draw to Lea Co Plains Retermin	2018-10	242,304.23	6,778.94	-	6,778.94
204	Electric Transmission	GEN-2015-014 Lost Draw Substation	A.0000350.007	Cochran 115kV Sub Term Upg	2018-10	26,370.63	426.00	-	426.00
		GEN-2015-014 Lost Draw Substation Total				**$ (1,049,749.98)**	**$ 34,647.02**	**$ -**	**$ 34,647.02**
205									
206	Electric Transmission	Graham Intg Xfmr	A.0000460.001	Graham Intg. 115/69 Xfmr Upgra	2015-12	$ (5,811.79)	$ -	$ -	$ -
		Graham Intg Xfmr Total				**$ (5,811.79)**	**$ -**	**$ -**	**$ -**
207									
208	Electric Transmission	Graham Intg.Add 2nd115/69 Xmfr	A.0000707.002	Graham Intg-Add 115/69 Transfo	2017-06	$ (1,130,107.78)	$ 1,038.27	$ (22.03)	$ 1,016.24
209	Electric Transmission	Graham Intg.Add 2nd115/69 Xmfr	A.0000707.003	Grahm Intg. -Reterminate T21	2017-05	32,234.49	-	-	-
210	Electric Transmission	Graham Intg.Add 2nd115/69 Xmfr	A.0000707.004	T21 Retermination ROW	2017-12	153.53	-	-	-
211	Electric Transmission	Graham Intg.Add 2nd115/69 Xmfr	A.0000707.004	T21 Retermination ROW	2017-03	657.66	657.23	-	657.23
		Graham Intg.Add 2nd115/69 Xmfr Total				**$ (1,097,062.10)**	**$ 1,695.50**	**$ (22.03)**	**$ 1,673.47**
212									
213	Electric Transmission	Grassland Transformer Upgrade	A.0000357.001	Grassland XFMR Sub	2016-02	$ (116,483.63)	$ -	$ -	$ -
		Grassland Transformer Upgrade Total				**$ (116,483.63)**	**$ -**	**$ -**	**$ -**
214									
215	Electric Transmission	GSEC GB NP Howard-Miami	A.0000545.003	Miami Z-70 Rebuild Line	2015-07	$ (13,772.51)	$ -	$ -	$ -
		GSEC GB NP Howard-Miami Total				**$ (13,772.51)**	**$ -**	**$ -**	**$ -**
216									
217	Electric Transmission	Happy Interchange	A.0000919.001	Happy Intg. auto upgrades Sub	2016-08	$ 86,083.30	$ -	$ -	$ -
218	Electric Transmission	Happy Interchange	A.0000919.002	Happy Intg. Auto Xfmr 2 Sub	2016-08	(183,980.45)	-	-	-
		Happy Interchange Total				**$ (97,897.15)**	**$ -**	**$ -**	**$ -**
219									
220	Electric Transmission	Hereford Intg. Dist. Xfmr Conversion	A.0000853.001	Hereford High Side Sub	2016-12	$ 1,128.31	$ -	$ -	$ -
		Hereford Intg. Dist. Xfmr Conversion Total				**$ 1,128.31**	**$ -**	**$ -**	**$ -**
221									
222	Electric Transmission	Higg East XTO Russell	A.0000634.001	Higg East igh Side(Sub Portion	2015-09	$ (80,057.47)	$ -	$ -	$ -
		Higg East XTO Russell Total				**$ (80,057.47)**	**$ -**	**$ -**	**$ -**
223									
224	Electric Transmission	Hitchland 2nd 250 MVA	A.0000597.001	Hitchland 2nd 250 MVA Sub	2017-04	$ 21,541.37	$ 122.84	$ 14.65	$ 137.49

Southwestern Public Service Company

Transmission Capital Additions for July 1, 2017 through March 31, 2019
Summary of Projects

	(A)	(J)	(K)	(L)	(M)
Line No.	Asset Class	Total Native Charges (Column F less I) Within the Total Additions to Plant-in-Service Shown in Column (F)	WBS Level 1 Project Group Description	Cost Recovery Method	Project Category
195	Electric Transmission	57,459.79			
196	Electric Transmission	232,941.96			
197	Electric Transmission	229,387.26			
198	Electric Transmission	254,373.96			
		$ (412,943.35)	**This project provided a 115-kV interconnection for Fiber Wind LLC's 80 MW wind energy facility located in Crosby County, Texas.**	**Customer Funded**	**GI**
199					
200	Electric Transmission	$ (1,625,625.45)			
201	Electric Transmission	24,250.63			
202	Electric Transmission	255,507.90			
203	Electric Transmission	235,525.29			
204	Electric Transmission	25,944.63			
		$ (1,084,397.00)	**This project constructed the new Lost Draw Switching Station to provide a 115-kV interconnection point for the Wildcat Ranch wind farm.**	**Customer Funded**	**GI**
205					
206	Electric Transmission	$ (5,811.79)			
		$ (5,811.79)	**This project replaced the existing 115/69-kV, 40 MVA transformer with a 84 MVA transformer. SPP issued SPS a NTC for this project.**	**SPP Base Plan**	**RE**
207					
208	Electric Transmission	$ (1,131,124.02)			
209	Electric Transmission	32,234.49			
210	Electric Transmission	153.53			
211	Electric Transmission	0.43			
		$ (1,098,735.57)	**This project installed a second 84 MVA (mega-Volt-Ampere) transformer at Graham Substation. This project increased the reliability of Graham Interchange and the surrounding area by providing a second source of 69-kV power to serve the area substations.**	**SPS Zonal**	**RE**
212					
213	Electric Transmission	$ (116,483.63)			
		$ (116,483.63)	**This project upgraded the existing 100 MVA 230/115-kV transformer to a 250 MVA transformer at Grassland Interchange located east of Tahoka, Texas. The project was needed to address overloads in the area. SPP issued SPS a NTC for this project.**	**SPP Base Plan**	**RE**
214					
215	Electric Transmission	$ (13,772.51)			
		$ (13,772.51)	**This project rebuilt the existing 69-kV line with a new line using larger conductor and insulated for 115-kV in preparation for future conversion to 115-kV operation. SPP issued SPS a NTC for this project.**	**SPP Base Plan**	**RE**
216					
217	Electric Transmission	$ 86,083.30			
218	Electric Transmission	(183,980.45)			
		$ (97,897.15)	**This project replaced the two 40 MVA 115/69-kV transformers with larger 84 MVA transformers to provide additional 69-kV capacity. The Happy Substation is located south of Amarillo, TX. SPP issued SPS a NTC for this project.**	**SPP Base Plan**	**RE**
219					
220	Electric Transmission	$ 1,128.31			
		$ 1,128.31	**This project installed the necessary transmission equipment to install a new 115-kV distribution transformer at Hereford Interchange. SPP issued SPS a NTC for this project.**	**SPP Base Plan**	**RE**
221					
222	Electric Transmission	$ (80,057.47)			
		$ (80,057.47)	**This project installed a three-way, 115-kV switch to serve the Higg East XTO distribution substation.**	**SPS Zonal**	**LI**
223					
224	Electric Transmission	$ 21,403.88			

Southwestern Public Service Company

Transmission Capital Additions for July 1, 2017 through March 31, 2019
Summary of Projects

	(A)	(B)	(C)	(D)	(E)	(F)	(G)	(H)	(I)
Line No.	Asset Class	WBS Level 1 Project Group Name	WBS Level 2 Number	WBS Level 2 Description	In-Service Date (year-month)	Additions to Plant-In-Service (July 1, 2017 - March 31, 2019)	XES Charges (Included in Column F)	Other Affiliate Charges (Included in Column F)	Total Affiliate Charges (Included in Column F)
		Hitchland 2nd 250 MVA Total				**$ 21,541.37**	**$ 122.84**	**$ 14.65**	**$ 137.49**
225									
226	Electric Transmission	Hitchland II (Optima)	A.0000974.012	Optima Land	2018-07	$ 32,699.25	$ 4,354.91	$ -	$ 4,354.91
		Hitchland II (Optima) Total				**$ 32,699.25**	**$ 4,354.91**	**$ -**	**$ 4,354.91**
227									
228	Electric Transmission	Hitchland to Woodward	A.0000244.002	Hitchland to Woodward 345 kV S	2014-05	$ (268,839.96)	$ -	$ -	$ -
		Hitchland to Woodward Total				**$ (268,839.96)**	**$ -**	**$ -**	**$ -**
229									
230	Electric Transmission	Hobbs CORE Structure Relocate	A.0001068.001	T97 Structure Relocate	2017-11	$ 38,664.31	$ 3,634.64	$ -	$ 3,634.64
		Hobbs CORE Structure Relocate Total				**$ 38,664.31**	**$ 3,634.64**	**$ -**	**$ 3,634.64**
231									
232	Electric Transmission	Hutchinson LTC Replacement	A.0001000.001	Hutchinson LTC Replacement	2018-10	$ 121,865.61	$ 4,578.85	$ -	$ 4,578.85
		Hutchinson LTC Replacement Total				**$ 121,865.61**	**$ 4,578.85**	**$ -**	**$ 4,578.85**
233									
234	Electric Transmission	Ink Basin Substation	A.0000481.011	New Ink Basin 230/115kV Substation	2017-10	$ 163,971.46	$ 1,113.79	$ -	$ 1,113.79
235	Electric Transmission	Ink Basin Substation	A.0000481.012	New 230/115kV Transformer	2018-12	1,910,284.12	3,894.07	-	3,894.07
		Ink Basin Substation Total				**$ 2,074,255.58**	**$ 5,007.86**	**$ -**	**$ 5,007.86**
236									
237	Electric Transmission	Interconnection Lucid RR Plant	A.0001002.001	115kV N loving Sub TOIF Lucid Porti	2017-11	$ (560.09)	$ 7,818.62	$ -	$ 7,818.62
238	Electric Transmission	Interconnection Lucid RR Plant	A.0001002.002	115kV N loving Sub Ter Upg Xcel Por	2017-10	683,806.57	2,034.81	337.98	2,372.79
		Interconnection Lucid RR Plant Total				**$ 683,246.48**	**$ 9,853.43**	**$ 337.98**	**$ 10,191.41**
239									
240	Electric Transmission	Interconnection Matador	A.0001156.001	Int 1 Way 115kV Switch Tap	2018-09	$ (26,443.04)	$ 6,623.34	$ -	$ 6,623.34
		Interconnection Matador Total				**$ (26,443.04)**	**$ 6,623.34**	**$ -**	**$ 6,623.34**
241									
242	Electric Transmission	Interconnection Sendero	A.0001076.001	Xcel Install 3 Way Switch	2018-03	$ 230,971.65	$ 5,635.06	$ -	$ 5,635.06
		Interconnection Sendero Total				**$ 230,971.65**	**$ 5,635.06**	**$ -**	**$ 5,635.06**
243									
244	Electric Transmission	Interconnection WIPP	A.0001106.001	WIPP W38 Structure Relocate	2018-06	$ (72,878.33)	$ 50,215.86	$ -	$ 50,215.86
		Interconnection WIPP Total				**$ (72,878.33)**	**$ 50,215.86**	**$ -**	**$ 50,215.86**
245									
246	Electric Transmission	Interconnection XTO DI#9	A.0001126.001	Inst Temp Switch Reimb TOIF	2018-08	$ (320,517.06)	$ 528.85	$ -	$ 528.85

Southwestern Public Service Company

Transmission Capital Additions for July 1, 2017 through March 31, 2019
Summary of Projects

	(A)	(J)		(K)	(L)	(M)
Line No.	Asset Class	Total Native Charges (Column F less I) Within the Total Additions to Plant-in-Service Shown in Column (F)		WBS Level 1 Project Group Description	Cost Recovery Method	Project Category
		$	**21,403.88**	**This project added a second 230/115-kV transformer and ancillary equipment at Hitchland Interchange. SPP issued SPS a NTC for this project.**	**SPP Base Plan**	**RE**
225						
226	Electric Transmission	$	28,344.34			
		$	**28,344.34**	**This project installed a new 345-kV interchange in Texas County, Oklahoma, north of the existing SPS Hitchland Interchange. The 345-kV bus at Hitchland Interchange cannot be feasibly expanded so the new Optima Switching Station will provide additional interconnection capability to the 345-kV system in that area.**	**Customer Funded**	**TI**
227						
228	Electric Transmission	$	(268,839.96)			
		$	**(268,839.96)**	**This project constructed a double-circuit 345-kV transmission line between the Hitchland Substation, near Guymon, Oklahoma, and OG&E's Woodward Substation, near Woodward, Oklahoma. SPS constructed approximately 30 miles of the line from the Hitchland Substation to OG&E's Beaver County Substation near Beaver, Oklahoma. OG&E constructed the line from the Beaver County Substation to its Woodward Substation. The Project was identified in the SPP's Priority Project Studies. SPP issued SPS a NTC for this project.**	**SPP Base Plan**	**EC/TI**
229						
230	Electric Transmission	$	35,029.67			
		$	**35,029.67**	**The projects installs a new structure on line T97 and removes the old structure to clear the public right of way in downtown Hobbs.**	**SPS Zonal**	**SR**
231						
232	Electric Transmission	$	117,286.76			
		$	**117,286.76**	**This project upgraded the existing Hutchinson County autotransformer Load Tap Changer (LTC) control to be compatible with the new Orion Remote Terminal Unit (RTU), allowing for remote control of the LTC.**	**SPS Zonal**	**SR**
233						
234	Electric Transmission	$	162,857.67			
235	Electric Transmission		1,906,390.05			
		$	**2,069,247.72**	**This project constructed a new 230/115-kV, three breaker ring bus interchange in the south-central part of Yoakum County, Texas. Existing transmission circuits 115-kV V80 and 230-kV K93 were routed in to and out of the new interchange. A new 230/115-kV, 250 MVA, transformer provides a new source of power for the 115-kV. SPP issued SPS a NTC for this project.**	**SPP Base Plan**	**RE**
236						
237	Electric Transmission	$	(8,378.71)			
238	Electric Transmission		681,433.78			
		$	**673,055.07**	**This project constructed a new 115-kV terminal at North Loving Substation to provide an interconnection point for a new customer-owned line to serve their 40 MW load.**	**SPS Zonal/Customer Funded**	**LI**
239						
240	Electric Transmission	$	(33,066.38)			
		$	**(33,066.38)**	**This project provided a 115-kV service point to the Matador natural gas processing plant located near Loving, New Mexico.**	**SPS Zonal**	**LI**
241						
242	Electric Transmission	$	225,336.59			
		$	**225,336.59**	**This project provided a 115-kV service point to the Sendero natural gas processing plant located near Loving, New Mexico.**	**SPS Zonal**	**LI**
243						
244	Electric Transmission	$	(123,094.19)			
		$	**(123,094.19)**	**This project reconfigured the 115-kV lines coming into the WIPP Substation serving the Waste Isolation Pilot Project (WIPP) facility located east of Carlsbad, New Mexico. The customer paid to reconfigure these lines to allow for an expansion of the WIPP facility.**	**Customer Funded**	**OT**
245						
246	Electric Transmission	$	(321,045.91)			

Southwestern Public Service Company

Transmission Capital Additions for July 1, 2017 through March 31, 2019
Summary of Projects

	(A)	(B)	(C)	(D)	(E)	(F)	(G)	(H)	(I)
Line No.	Asset Class	WBS Level 1 Project Group Name	WBS Level 2 Number	WBS Level 2 Description	In-Service Date (year-month)	Additions to Plant-In-Service (July 1, 2017 - March 31, 2019)	XES Charges (Included in Column F)	Other Affiliate Charges (Included in Column F)	Total Affiliate Charges (Included in Column F)
247	Electric Transmission	Interconnection XTO DI#9	A.0001126.002	Inst 3 1 Way 115kV Switch	2018-11	252,239.14	2,251.98	-	2,251.98
		Interconnection XTO DI#9 Total				**$ (68,277.92)**	**$ 2,780.83**	**$ -**	**$ 2,780.83**
248									
249	Electric Transmission	Interconnection XTO Mahoney	A.0001008.001	Inst 230kV Sw Station TOIFPortion	2019-03	$ 210,707.96	$ -	$ -	$ -
250	Electric Transmission	Interconnection XTO Mahoney	A.0001008.002	Inst 230kV Sw Station XcelPortion	2019-03	4,112,431.80	194.56	-	194.56
251	Electric Transmission	Interconnection XTO Mahoney	A.0001008.005	AWOR Relay Upgrade Sub	2019-03	176,957.83	135.15	-	135.15
252	Electric Transmission	Interconnection XTO Mahoney	A.0001008.006	BRU Relay Upgrade Sub	2019-03	122,514.57	135.65	-	135.65
253	Electric Transmission	Interconnection XTO Mahoney	A.0001008.009	R11 230kV BRU Mahoney TLINE	2019-03	400,415.00	2,626.55	-	2,626.55
254	Electric Transmission	Interconnection XTO Mahoney	A.0001008.010	R12 230kV AWOR Mahoney TLINE	2019-03	343,734.51	601.09	-	601.09
		Interconnection XTO Mahoney Total				**$ 5,366,761.67**	**$ 3,693.00**	**$ -**	**$ 3,693.00**
255									
256	Electric Transmission	Interconnection XTO Robertson	A.0001097.002	Inst Z77 60kV Switch Reimb TOIF	2018-09	$ (26,467.16)	$ 3,983.96	$ -	$ 3,983.96
		Interconnection XTO Robertson Total				**$ (26,467.16)**	**$ 3,983.96**	**$ -**	**$ 3,983.96**
257									
258	Electric Transmission	K11 Wavetrap Repl Bushland/Deaf Smith	A.0000825.003	K11 Wavetrap Replacement Bushl	2016-10	$ 88.62	$ 111.68	$ -	$ 111.68
		K11 Wavetrap Repl Bushland/Deaf Smith Total				**$ 88.62**	**$ 111.68**	**$ -**	**$ 111.68**
259									
260	Electric Transmission	KC Substation - Diamondback	A.0000361.001	KC Sub-Sulpher Springs 115kV T	2015-04	$ (62,647.40)	$ -	$ -	$ -
261	Electric Transmission	KC Substation - Diamondback	A.0000361.004	KC Substation Sub	2015-08	(52,037.26)	-	-	-
		KC Substation - Diamondback Total				**$ (114,684.66)**	**$ -**	**$ -**	**$ -**
262									
263	Electric Transmission	Lea Co Plains Sw Cap Bank	A.0001283.001	Lea Co. Plains Sw. Cap Bank	2018-04	$ 1,683,000.22	$ 43,886.08	$ -	$ 43,886.08
264	Electric Transmission	Lea Co Plains Sw Cap Bank	A.0001283.004	Lea Plains Metering	2018-05	27,458.56	-	-	-
		Lea Co Plains Sw Cap Bank Total				**$ 1,710,458.78**	**$ 43,886.08**	**$ -**	**$ 43,886.08**
265									
266	Electric Transmission	Line ELR SPS	A.0000499.004	Line ELR SPS 2016 Line	2016-10	$ 103,569.00	$ -	$ 4.06	$ 4.06
267	Electric Transmission	Line ELR SPS	A.0000499.004	Line ELR SPS 2016 Line	2016-12	155.75	165.86	-	165.86
268	Electric Transmission	Line ELR SPS	A.0000499.011	SPS ELR 115kV NM 2016	2017-12	906,178.67	-	-	-
269	Electric Transmission	Line ELR SPS	A.0000499.011	SPS ELR 115kV NM 2016	2017-12	2,134,863.77	-	-	-
270	Electric Transmission	Line ELR SPS	A.0000499.011	SPS ELR 115kV NM 2016	2017-12	296,115.49	-	-	-
271	Electric Transmission	Line ELR SPS	A.0000499.011	SPS ELR 115kV NM 2016	2018-08	1,933,580.90	-	-	-
272	Electric Transmission	Line ELR SPS	A.0000499.011	SPS ELR 115kV NM 2016	2018-05	595,813.28	-	-	-
273	Electric Transmission	Line ELR SPS	A.0000499.011	SPS ELR 115kV NM 2016	2017-12	147,946.11	-	-	-
274	Electric Transmission	Line ELR SPS	A.0000499.011	SPS ELR 115kV NM 2016	2018-09	1,785,715.33	-	-	-
275	Electric Transmission	Line ELR SPS	A.0000499.011	SPS ELR 115kV NM 2016	2018-08	(48.77)	-	-	-
276	Electric Transmission	Line ELR SPS	A.0000499.011	SPS ELR 115kV NM 2016	2019-03	1,076,053.54	-	-	-
277	Electric Transmission	Line ELR SPS	A.0000499.012	SPS ELR 69kV TX 2016	2016-12	280,220.30	-	-	-
278	Electric Transmission	Line ELR SPS	A.0000499.012	SPS ELR 69kV TX 2016	2017-11	2,366,046.64	90.13	-	90.13
279	Electric Transmission	Line ELR SPS	A.0000499.013	SPS ELR 115kV TX 2016	2017-10	1,062,293.88	-	-	-
280	Electric Transmission	Line ELR SPS	A.0000499.013	SPS ELR 115kV TX 2016	2018-05	890,524.96	934.72	-	934.72
281	Electric Transmission	Line ELR SPS	A.0000499.013	SPS ELR 115kV TX 2016	2018-05	2,610,520.71	84.13	-	84.13
282	Electric Transmission	Line ELR SPS	A.0000499.013	SPS ELR 115kV TX 2016	2017-12	4,706,052.60	33,632.30	-	33,632.30
283	Electric Transmission	Line ELR SPS	A.0000499.013	SPS ELR 115kV TX 2016	2018-05	528,727.32	-	-	-
284	Electric Transmission	Line ELR SPS	A.0000499.013	SPS ELR 115kV TX 2016	2018-11	2,341,451.46	256.37	-	256.37
285	Electric Transmission	Line ELR SPS	A.0000499.013	SPS ELR 115kV TX 2016	2018-09	1,474,297.01	-	-	-
286	Electric Transmission	Line ELR SPS	A.0000499.013	SPS ELR 115kV TX 2016	2018-09	206,545.04	-	-	-
287	Electric Transmission	Line ELR SPS	A.0000499.013	SPS ELR 115kV TX 2016	2018-09	484,815.86	-	-	-
288	Electric Transmission	Line ELR SPS	A.0000499.013	SPS ELR 115kV TX 2016	2019-03	2,408,476.90	-	-	-

Southwestern Public Service Company

Transmission Capital Additions for July 1, 2017 through March 31, 2019
Summary of Projects

	(A)	(J)	(K)	(L)	(M)
Line No.	Asset Class	Total Native Charges (Column F less I) Within the Total Additions to Plant-in-Service Shown in Column (F)	WBS Level 1 Project Group Description	Cost Recovery Method	Project Category
247	Electric Transmission	249,987.16			
		$ (71,058.75)	This project installed a one-way switch to provide a 115-kV service point to XTO Energy	SPS Zonal	LI
248			located east of Loving, New Mexico.		
249	Electric Transmission	$ 210,707.96			
250	Electric Transmission	4,112,237.24			
251	Electric Transmission	176,822.68			
252	Electric Transmission	122,378.92			
253	Electric Transmission	397,788.45			
254	Electric Transmission	343,133.42			
		$ 5,363,068.67	This project installed the new Mahoney Switching Station to provide a new 230-kV service	SPS	LI
255			point to XTO.	Zonal/Customer	
256	Electric Transmission	$ (30,451.12)			
		$ (30,451.12)	This project installed a one-way switch to provide a 69-kV service point to XTO Energy	SPS Zonal	LI
257			located southwest of Seminole, Texas.		
258	Electric Transmission	$ (23.06)			
		$ (23.06)	This project replaced the wave trap on K11 at the Deaf Smith Substation. SPP issued SPS a	SPP Base Plan	RE
259			NTC for this project.		
260	Electric Transmission	$ (62,647.40)			
261	Electric Transmission	(52,037.26)			
		$ (114,684.66)	This project constructed a ring bus expansion at the 115/69-kV Diamondback Substation.	SPP Base Plan	RE
262			SPP issued SPS a NTC for this project.		
263	Electric Transmission	$ 1,639,114.14			
264	Electric Transmission	27,458.56			
		$ 1,666,572.70	This project installed a 14.4 MVAr capacitor bank. SPP issued SPS a NTC for this project.	SPP Base Plan	RE
265					
266	Electric Transmission	$ 103,564.94			
267	Electric Transmission	(10.11)			
268	Electric Transmission	906,178.67			
269	Electric Transmission	2,134,863.77			
270	Electric Transmission	296,115.49			
271	Electric Transmission	1,933,580.90			
272	Electric Transmission	595,813.28			
273	Electric Transmission	147,946.11			
274	Electric Transmission	1,785,715.33			
275	Electric Transmission	(48.77)			
276	Electric Transmission	1,076,053.54			
277	Electric Transmission	280,220.30			
278	Electric Transmission	2,365,956.51			
279	Electric Transmission	1,062,293.88			
280	Electric Transmission	889,590.24			
281	Electric Transmission	2,610,436.58			
282	Electric Transmission	4,672,420.30			
283	Electric Transmission	528,727.32			
284	Electric Transmission	2,341,195.09			
285	Electric Transmission	1,474,297.01			
286	Electric Transmission	206,545.04			
287	Electric Transmission	484,815.86			
288	Electric Transmission	2,408,476.90			

Southwestern Public Service Company

Transmission Capital Additions for July 1, 2017 through March 31, 2019
Summary of Projects

	(A)	(B)	(C)	(D)	(E)	(F)	(G)	(H)	(I)
Line No.	Asset Class	WBS Level 1 Project Group Name	WBS Level 2 Number	WBS Level 2 Description	In-Service Date (year-month)	Additions to Plant-In-Service (July 1, 2017 - March 31, 2019)	XES Charges (Included in Column F)	Other Affiliate Charges (Included in Column F)	Total Affiliate Charges (Included in Column F)
289	Electric Transmission	Line ELR SPS	A.0000499.015	SPS 230kV ELR TX 2016	2017-02	(248,134.27)	993.06	-	993.06
290	Electric Transmission	Line ELR SPS	A.0000499.015	SPS 230kV ELR TX 2016	2016-11	631,603.56	-	-	-
291	Electric Transmission	Line ELR SPS	A.0000499.015	SPS 230kV ELR TX 2016	2017-12	2,799,676.31	-	-	-
292	Electric Transmission	Line ELR SPS	A.0000499.015	SPS 230kV ELR TX 2016	2018-10	796,601.84	-	-	-
293	Electric Transmission	Line ELR SPS	A.0000499.015	SPS 230kV ELR TX 2016	2018-05	1,046,159.67	844.98	-	844.98
294	Electric Transmission	Line ELR SPS	A.0000499.018	Line ELR SPS OK 115kV	2018-05	601,493.86	103.57	-	103.57
		Line ELR SPS Total				**$ 33,967,316.72**	**$ 37,105.12**	**$ 4.06**	**$ 37,109.18**
295									
296	Electric Transmission	LP L Relay Upgrades	A.0001067.001	Lubbock East K57 Relay Upgrade	2019-01	$ 382,017.47	$ 7,335.56	$ -	$ 7,335.56
297	Electric Transmission	LP L Relay Upgrades	A.0001067.004	Lubbock South K64 Relay Upgrade	2018-10	304,349.19	8,211.64	-	8,211.64
		LP L Relay Upgrades Total				**$ 686,366.66**	**$ 15,547.20**	**$ -**	**$ 15,547.20**
298									
299	Electric Transmission	Lynn Co. Dist. Load Conversion	A.0000301.002	Lynn Co. Dist. Load Conversion	2014-01	$ (231,421.16)	$ -	$ -	$ -
		Lynn Co. Dist. Load Conversion Total				**$ (231,421.16)**	**$ -**	**$ -**	**$ -**
300									
301	Electric Transmission	Mescalero Ridge Wind	A.0000346.001	Mescalero Wind Sub	2015-07	$ (2,159,219.36)	$ -	$ -	$ -
302	Electric Transmission	Mescalero Ridge Wind	A.0000346.003	Tap to X-roads Sub J14- to Edd	2015-07	898,614.23	-	-	-
303	Electric Transmission	Mescalero Ridge Wind	A.0000346.005	J15 Crossroads Tap-X-Roads to	2015-07	923,246.48	-	-	-
		Mescalero Ridge Wind Total				**$ (337,358.65)**	**$ -**	**$ -**	**$ -**
304									
305	Electric Transmission	Muleshoe East Conversion	A.0000213.001	Muleshoe East Line	2015-12	$ (6,686.26)	$ -	$ -	$ -
306	Electric Transmission	Muleshoe East Conversion	A.0000213.005	Muleshoe East K-30 Line	2015-11	(768.88)	-	-	-
		Muleshoe East Conversion Total				**$ (7,455.14)**	**$ -**	**$ -**	**$ -**
307									
308	Electric Transmission	Mustang-Shell CO2 115kV Line	A.0000979.004	115 ROW ROW Portion ROW	2016-11	$ 140,739.62	$ 58,525.85	$ 22.97	$ 58,548.82
309	Electric Transmission	Mustang-Shell CO2 115kV Line	A.0000979.004	115 ROW ROW Portion ROW	2017-12	5,070.67	5,060.47	(9.75)	5,050.72
310	Electric Transmission	Mustang-Shell CO2 115kV Line	A.0000979.004	115 ROW ROW Portion ROW	2018-06	145,606.21	4,145.38	-	4,145.38
311	Electric Transmission	Mustang-Shell CO2 115kV Line	A.0000979.011	K56 Structure Raise	2018-11	174,470.70	-	-	-
		Mustang-Shell CO2 115kV Line Total				**$ 465,887.20**	**$ 67,731.70**	**$ 13.22**	**$ 67,744.92**
312									
313	Electric Transmission	NE Hereford to New Center St. 115 kV Line	A.0000296.005	NE Hereford to New Center St.	2018-04	$ 4,541,034.30	$ 100,998.68	$ 1.23	$ 100,999.91
314	Electric Transmission	NE Hereford to New Center St. 115 kV Line	A.0000296.006	New Centre St 115kV Sub	2018-04	890,169.63	9,586.28	14.70	9,600.98
315	Electric Transmission	NE Hereford to New Center St. 115 kV Line	A.0000296.008	NE Hereford Sub	2018-04	3,649,792.01	16,950.68	1.18	16,951.86
316	Electric Transmission	NE Hereford to New Center St. 115 kV Line	A.0000296.013	NE Hereford- New Centre St 115	2016-11	(4,146.53)	2,584.44	(86.12)	2,498.32
317	Electric Transmission	NE Hereford to New Center St. 115 kV Line	A.0000296.013	NE Hereford- New Centre St 115	2017-04	5,843.47	3,432.23	17.49	3,449.72

Southwestern Public Service Company

Transmission Capital Additions for July 1, 2017 through March 31, 2019
Summary of Projects

	(A)	(J)	(K)	(L)	(M)
Line No.	Asset Class	Total Native Charges (Column F less I) Within the Total Additions to Plant-in-Service Shown in Column (F)	WBS Level 1 Project Group Description	Cost Recovery Method	Project Category
289	Electric Transmission	(249,127.33)			
290	Electric Transmission	631,603.56			
291	Electric Transmission	2,799,676.31			
292	Electric Transmission	796,601.84			
293	Electric Transmission	1,045,314.69			
294	Electric Transmission	601,390.29			
		$ 33,930,207.54	**The term "ELR" stands for End of Life Replacement. This project provided for improvement work on transmission lines to address high priority capital defects, such as defective wood poles and cross arms, that were discovered through line inspections. Work in the ELR group included emergent work, planned usually 12 to 18 months in advance of the work being performed. Typically this work replaced capital property units on a like-for-like basis and returned the transmission line to overall good health.**	**SPS Zonal**	**SR**
295					
296	Electric Transmission	$ 374,681.91			
297	Electric Transmission	296,137.55			
		$ 670,819.46	**This project upgraded the line protection relays, breaker controls and communication architecture at SPS's Lubbock East and Lubbock South Interchanges on the terminals providing 230-kV service to Lubbock Power and Light (LP&L).**	**SPS Zonal**	**SR**
298					
299	Electric Transmission	$ (231,421.16)			
		$ (231,421.16)	**This project converted a 69-kV distribution transformer to 115-kV to prevent overloading of the 115/69-kV transformers at Lynn Co. Substation. SPP issued SPS a NTC for this project.**	**SPP Base Plan**	**RE**
300					
301	Electric Transmission	$ (2,159,219.36)			
302	Electric Transmission	898,614.23			
303	Electric Transmission	923,246.48			
		$ (337,358.65)	**This project connected a 200 MW wind resource to the Tolk-Eddy 345-kV line. The wind farm was interconnected into Crossroads Substation.**	**Customer Funded**	**GI**
304					
305	Electric Transmission	$ (6,686.26)			
306	Electric Transmission	(768.88)			
		$ (7,455.14)	**This project constructed a new 115-kV Muleshoe East substation and new 115-kV line. SPP issued SPS a NTC for this project.**	**SPP Base Plan**	**RE**
307					
308	Electric Transmission	$ 82,190.80			
309	Electric Transmission	19.95			
310	Electric Transmission	141,460.83			
311	Electric Transmission	174,470.70			
		$ 398,142.28	**This project constructed a new 115-kV transmission line between the Mustang and Shell CO2 substations. The project was needed to address overloads in the area. SPP issued SPS a NTC for this project.**	**SPP Base Plan**	**RE**
312					
313	Electric Transmission	$ 4,440,034.39			
314	Electric Transmission	880,568.65			
315	Electric Transmission	3,632,840.15			
316	Electric Transmission	(6,644.85)			
317	Electric Transmission	2,393.75			

Southwestern Public Service Company

Transmission Capital Additions for July 1, 2017 through March 31, 2019
Summary of Projects

	(A)	(B)	(C)	(D)	(E)	(F)	(G)	(H)	(I)
Line No.	Asset Class	WBS Level 1 Project Group Name	WBS Level 2 Number	WBS Level 2 Description	In-Service Date (year-month)	Additions to Plant-In-Service (July 1, 2017 - March 31, 2019)	XES Charges (Included in Column F)	Other Affiliate Charges (Included in Column F)	Total Affiliate Charges (Included in Column F)
		NE Hereford to New Center St. 115 kV Line Total				**$ 9,082,692.88**	**$ 133,552.31**	**$ (51.52)**	**$ 133,500.79**
318									
319	Electric Transmission	Needmore UPLC Upgrades	A.0001078.001	Yoakum UPLC Upgrade	2018-05	$ 165,180.47	$ 2,812.74	$ -	$ 2,812.74
320	Electric Transmission	Needmore UPLC Upgrades	A.0001078.002	Tolk UPLC Upgrade	2018-05	88,684.59	2,380.92	-	2,380.92
321	Electric Transmission	Needmore UPLC Upgrades	A.0001078.003	Needmore UPLC Upgrade	2018-05	26,428.38	-	-	-
		Needmore UPLC Upgrades Total				**$ 280,293.44**	**$ 5,193.66**	**$ -**	**$ 5,193.66**
322									
323	Electric Transmission	NEF Targa Reconductor	A.0001285.001	NEF-Targa Reconductor	2019-02	$ 968,906.83	$ 1,063.39	$ -	$ 1,063.39
		NEF Targa Reconductor Total				**$ 968,906.83**	**$ 1,063.39**	**$ -**	**$ 1,063.39**
324									
325	Electric Transmission	NEWHART 230/115 kV Add Transformer #2	A.0000844.001	NEWHART 230/115 kV Add transfo	2016-12	$ 234.70	$ -	$ -	$ -
		NEWHART 230/115 kV Add Transformer #2 Total				**$ 234.70**	**$ -**	**$ -**	**$ -**
326									
327	Electric Transmission	Nichols 115kV BFR	A.0000533.001	Nichols 115kV BFR - Nichols Su	2016-07	$ (25,411.36)	$ -	$ -	$ -
328	Electric Transmission	Nichols 115kV BFR	A.0000533.002	Nichols 115kV BFR - Dumas 19th	2015-06	(6,416.93)	-	-	-
329	Electric Transmission	Nichols 115kV BFR	A.0000533.006	Nichols 115kV BFR - East Plant	2015-02	(18,145.33)	-	-	-
		Nichols 115kV BFR Total				**$ (49,973.62)**	**$ -**	**$ -**	**$ -**
330									
331	Electric Transmission	Oasis T32 Terminal Upgrade	A.0000080.001	Oasis T32 Terminal Upgrade	2018-02	$ 239,984.87	$ 1,246.99	$ 1.05	$ 1,248.04
		Oasis T32 Terminal Upgrade Total				**$ 239,984.87**	**$ 1,246.99**	**$ 1.05**	**$ 1,248.04**
332									
333	Electric Transmission	OPIE 1 North Loving (Hopi to Capano)	A.0000424.131	N. Loving 115kV terminal -Chin	2015-05	$ 185.38	$ -	$ -	$ -
334	Electric Transmission	OPIE 1 North Loving (Hopi to Capano)	A.0000424.219	Hopi to Copano Hopi Substation	2015-05	1,161.69	-	-	-
		OPIE 1 North Loving (Hopi to Capano) Total				**$ 1,347.07**	**$ -**	**$ -**	**$ -**
335									
336	Electric Transmission	OPIE 1 Potash Junction	A.0000424.010	Potash Junction 115/69 Xfmr Up	2015-08	$ 24.91	$ 25.68	$ -	$ 25.68
		OPIE 1 Potash Junction Total				**$ 24.91**	**$ 25.68**	**$ -**	**$ 25.68**
337									
338	Electric Transmission	OPIE 1 Road Runner (Interc Potash Conn)	A.0000424.183	Intercont Potash Conn 230kV Li	2015-10	$ 18,313.21	$ 2,224.94	$ -	$ 2,224.94
339	Electric Transmission	OPIE 1 Road Runner (Interc Potash Conn)	A.0000424.185	West Jal Sub	2015-10	257.26	240.79	-	240.79
340	Electric Transmission	OPIE 1 Road Runner (Interc Potash Conn)	A.0000424.187	Potash to West Jal 230kV ROW	2015-03	24.72	-	-	-

Southwestern Public Service Company

Transmission Capital Additions for July 1, 2017 through March 31, 2019
Summary of Projects

	(A)	(J)		(K)	(L)	(M)
Line No.	Asset Class	Total Native Charges (Column F less I) Within the Total Additions to Plant-in-Service Shown in Column (F)		WBS Level 1 Project Group Description	Cost Recovery Method	Project Category
		$	8,949,192.09	This project constructed a new 115-kV line from Northeast Hereford Interchange to a new distribution substation named New Center St. (La Plata) to allow the 69-kV substation to be removed from the 69-kV Hereford Loop. This allowed the Hereford Interchange and the Northeast Hereford Interchange 115/69-kV transformers to stay under their ratings. This project was needed for system reliability. SPP issued SPS a NTC for this project.	SPP Base Plan	RE
318						
319	Electric Transmission	$	162,367.73			
320	Electric Transmission		86,303.67			
321	Electric Transmission		26,428.38			
		$	275,099.78	This project replaced the Under frequency Protective Line Carrier (UPLC) systems at Needmore, Yoakum, and Tolk substations to the current standard for this relay communication system.	SPS Zonal	SR
322						
323	Electric Transmission	$	967,843.44			
		$	967,843.44	This project re-conductored the 6.6-mile, 115-kV transmission circuit running from NEF Substation to the Targa Substation tap. This project was needed to eliminate the overloading of this segment during certain system conditions. SPP issued SPS a NTC for this project.	SPP Base Plan	RE
324						
325	Electric Transmission	$	234.70			
		$	234.70	This project added a second 230/115-kV transformer at the Newhart Substation near Plainview, Texas. The project was needed to address overloads in the area. SPP issued SPS a NTC for this project.	SPP Base Plan	RE
326						
327	Electric Transmission	$	(25,411.36)			
328	Electric Transmission		(6,416.93)			
329	Electric Transmission		(18,145.33)			
		$	(49,973.62)	This project added breaker failure relaying to the 115-kV bus at the Nichols Substation near Amarillo, Texas. This project was needed to address North American Electric Reliability Corporation ("NERC") compliance requirements as well as stability and reliability issues on the system.	SPS Zonal	RE
330						
331	Electric Transmission	$	238,736.83			
		$	238,736.83	This project upgraded the Oasis T-32 line terminal and relay package to make it compatible to with the new T-32 line terminal at Portales Interchange. These upgrades were a part of the larger project to install a 115-kV loop in the Portales area to provide more reliable service.	SPS Zonal	RE/SR
332						
333	Electric Transmission	$	185.38			
334	Electric Transmission		1,161.69			
		$	1,347.07	This project constructed a 115-kV line from the Hopi Substation to the new North Loving Substation to serve additional loads and to provide increased network reliability. SPP issued SPS a NTC for this project.	SPP Base Plan	RE
335						
336	Electric Transmission	$	(0.77)			
		$	(0.77)	This project replaced the 40 MVA 115/69-kV transformers at Potash Junction with 84 MVA transformers. SPP issued SPS a NTC for this project.	SPP Base Plan	RE
337						
338	Electric Transmission	$	16,088.27			
339	Electric Transmission		16.47			
340	Electric Transmission		24.72			

Southwestern Public Service Company

Transmission Capital Additions for July 1, 2017 through March 31, 2019
Summary of Projects

	(A)	(B)	(C)	(D)	(E)	(F)	(G)	(H)	(I)
Line No.	Asset Class	WBS Level 1 Project Group Name	WBS Level 2 Number	WBS Level 2 Description	In-Service Date (year-month)	Additions to Plant-In-Service (July 1, 2017 - March 31, 2019)	XES Charges (Included in Column F)	Other Affiliate Charges (Included in Column F)	Total Affiliate Charges (Included in Column F)
		OPIE 1 Road Runner (Interc Potash Conn) Total				**$ 18,595.19**	**$ 2,465.73**	**$ -**	**$ 2,465.73**
341									
342	Electric Transmission	OPIE 2 Battle Axe 115kV	A.0000424.024	Battle Axe 115KV NM_High Side	2015-11	$ (114.68)	$ -	$ -	$ -
		OPIE 2 Battle Axe 115kV Total				**$ (114.68)**	**$ -**	**$ -**	**$ -**
343									
344	Electric Transmission	OPIE 2 China Draw	A.0000424.015	China Draw High Side Substatio	2015-05	$ (125,536.11)	$ -	$ -	$ -
		OPIE 2 China Draw Total				**$ (125,536.11)**	**$ -**	**$ -**	**$ -**
345									
346	Electric Transmission	OPIE 2 China Draw-Wood Draw 115kV_PID 30825	A.0000424.099	China Draw-Wood Draw 115kV Lin	2017-06	$ 416,521.41	$ 16,440.15	$ -	$ 16,440.15
347	Electric Transmission	OPIE 2 China Draw-Wood Draw 115kV_PID 30825	A.0000424.100	China Draw 115kV Sub WDraw Ter	2017-06	155,716.09	3,110.65	(2,649.57)	461.08
348	Electric Transmission	OPIE 2 China Draw-Wood Draw 115kV_PID 30825	A.0000424.102	W Draw 115kV Sub /C Draw Term_	2017-06	(304,687.91)	4,551.01	(4,818.76)	(267.75)
349	Electric Transmission	OPIE 2 China Draw-Wood Draw 115kV_PID 30825	A.0000424.104	China Draw-Wood Draw 115kV ROW	2015-10	18,060.17	7,851.02	-	7,851.02
350	Electric Transmission	OPIE 2 China Draw-Wood Draw 115kV_PID 30825	A.0000424.104	China Draw-Wood Draw 115kV ROW	2018-10	13,251.45	-	-	-
351	Electric Transmission	OPIE 2 China Draw-Wood Draw 115kV_PID 30825	A.0000424.104	China Draw-Wood Draw 115kV ROW	2017-06	376.33	353.45	-	353.45
352	Electric Transmission	OPIE 2 China Draw-Wood Draw 115kV_PID 30825	A.0000424.105	W-39 Reterm at Wood Draw_UID 5	2017-06	6,131.44	395.76	-	395.76
353	Electric Transmission	OPIE 2 China Draw-Wood Draw 115kV_PID 30825	A.0000424.174	North Loving 115kV Bkr Ring Su	2017-10	1,898,459.00	24,401.07	29.29	24,430.36
354	Electric Transmission	OPIE 2 China Draw-Wood Draw 115kV_PID 30825	A.0000424.177	Hopi Breaker Install Pecos Ter	2017-11	583,883.32	6,861.02	(1.85)	6,859.17
		OPIE 2 China Draw-Wood Draw 115kV_PID 30825 Total				**$ 2,787,711.30**	**$ 63,964.13**	**$ (7,440.89)**	**$ 56,523.24**
355									
356	Electric Transmission	OPIE 2 China Draw-Yeso Hills 115kV_PID 30675	A.0000424.032	China Draw-Yeso Hills 115kV RO	2016-12	$ (122,695.33)	$ -	$ -	$ -
357	Electric Transmission	OPIE 2 China Draw-Yeso Hills 115kV_PID 30675	A.0000424.032	China Draw-Yeso Hills 115kV RO	2017-04	(42,018.47)	5,820.51	-	5,820.51
		OPIE 2 China Draw-Yeso Hills 115kV_PID 30675 Total				**$ (164,713.80)**	**$ 5,820.51**	**$ -**	**$ 5,820.51**
358									
359	Electric Transmission	OPIE 2 DCP Zia 2 Quahada Project	A.0000424.203	Quahada 4 Breaker Ring Switchi	2015-07	$ (316.43)	$ -	$ -	$ -
		OPIE 2 DCP Zia 2 Quahada Project Total				**$ (316.43)**	**$ -**	**$ -**	**$ -**
360									
361	Electric Transmission	OPIE 2 Kiowa-Road Runner 345kV Conv_PID 30639	A.0000424.088	Kiowa-Road Runner 345kV Line_U	2018-04	$ 617,448.33	$ 32,839.54	$ 30.88	$ 32,870.42
362	Electric Transmission	OPIE 2 Kiowa-Road Runner 345kV Conv_PID 30639	A.0000424.089	Kiowa 345kVSub Road Runner Ter	2018-04	1,737,417.00	55,735.64	-	55,735.64
363	Electric Transmission	OPIE 2 Kiowa-Road Runner 345kV Conv_PID 30639	A.0000424.091	Kiowa Sub Xfmr Bus/Potash Ter	2018-04	6,133,565.94	33,811.50	131.51	33,943.01
364	Electric Transmission	OPIE 2 Kiowa-Road Runner 345kV Conv_PID 30639	A.0000424.093	Road Runner Sub 345kV Conv_UID	2018-04	2,611,864.24	105,925.37	104.40	106,029.77
365	Electric Transmission	OPIE 2 Kiowa-Road Runner 345kV Conv_PID 30639	A.0000424.095	Road Runner Sub Xfmr 345kV_UID	2018-04	6,793,459.16	59,087.71	-	59,087.71
366	Electric Transmission	OPIE 2 Kiowa-Road Runner 345kV Conv_PID 30639	A.0000424.224	Potash Kiowa U10 ROW	2017-04	50.01	49.98	-	49.98
367	Electric Transmission	OPIE 2 Kiowa-Road Runner 345kV Conv_PID 30639	A.0000424.225	Roadrunner Kiowa J23 ROW	2017-12	2,829.89	2,826.35	-	2,826.35
368	Electric Transmission	OPIE 2 Kiowa-Road Runner 345kV Conv_PID 30639	A.0002049.001	Potash Sub 115 kV Terminal Sub	2018-04	2,173,553.91	30,799.96	(108.59)	30,691.37

Southwestern Public Service Company

Transmission Capital Additions for July 1, 2017 through March 31, 2019
Summary of Projects

	(A)	(J)	(K)	(L)	(M)
Line No.	Asset Class	Total Native Charges (Column F less I) Within the Total Additions to Plant-in-Service Shown in Column (F)	WBS Level 1 Project Group Description	Cost Recovery Method	Project Category
		$ 16,129.46	This project constructed the Roadrunner Substation to connect a new potash mine, Intercontinental Potash, to the 115-kV transmission system in southeast New Mexico. SPP issued SPS a NTC for this project.	SPP Base Plan	RE
341					
342	Electric Transmission	$ (114.68)			
		$ (114.68)	This project constructed a 115-kV line from SPS's Roadrunner Substation to the new Battle Axe distribution substation in southeast New Mexico and expanded the 115-kV bus at the Roadrunner Substation for the new line terminal. This project was identified in the SPP High Priority Incremental Load Study ("HPILS") and is needed to serve developing industrial load in an area where SPS has very minimal distribution facilities. SPP issued SPS a NTC for this project.	SPS Directly Assigned	LI
343					
344	Electric Transmission	$ (125,536.11)			
		$ (125,536.11)	This project constructed the 115-kV transmission line from North Loving Substation to the China Draw Substation and the transmission substation facilities at China Draw. SPP issued SPS a NTC for this project.	SPP Base Plan	RE
345					
346	Electric Transmission	$ 400,081.26			
347	Electric Transmission	155,255.01			
348	Electric Transmission	(304,420.16)			
349	Electric Transmission	10,209.15			
350	Electric Transmission	13,251.45			
351	Electric Transmission	22.88			
352	Electric Transmission	5,735.68			
353	Electric Transmission	1,874,028.64			
354	Electric Transmission	577,024.15			
	OF	$ 2,731,188.06	This project constructed a 115-kV line between China Draw and Wood Draw to loop the 115-kV transmission system. This line is south of Carlsbad, New Mexico. This project was needed for system reliability and SPP issued SPS a NTC for this project.	SPP Base Plan	RE
355					
356	Electric Transmission	$ (122,695.33)			
357	Electric Transmission	(47,838.98)			
	C	$ (170,534.31)	This project constructed a radial 115-kV line from China Draw sub to the new Yeso Hills substation east of China Draw for service to developing loads. The Yeso Hills substation is southwest of Carlsbad, NM. This project was needed for to provide increased reliability in the area.	SPP Base Plan	RE
358					
359	Electric Transmission	$ (316.43)			
		$ (316.43)	This project constructed a new four breaker 115-kV ring bus at the intersection of PCA to Cunningham and Maljamar to Intrepid 115-kV lines. It also constructed the radial tap line to the customer's new substation. SPP issued SPS a NTC for this project.	SPP Base Plan/Customer Funded	RE/LI
360					
361	Electric Transmission	$ 584,577.91			
362	Electric Transmission	1,681,681.36			
363	Electric Transmission	6,099,622.93			
364	Electric Transmission	2,505,834.47			
365	Electric Transmission	6,734,371.45			
366	Electric Transmission	0.03			
367	Electric Transmission	3.54			
368	Electric Transmission	2,142,862.54			

Southwestern Public Service Company

Transmission Capital Additions for July 1, 2017 through March 31, 2019
Summary of Projects

	(A)	(B)	(C)	(D)	(E)	(F)	(G)	(H)	(I)
Line No.	Asset Class	WBS Level 1 Project Group Name	WBS Level 2 Number	WBS Level 2 Description	In-Service Date (year-month)	Additions to Plant-In-Service (July 1, 2017 - March 31, 2019)	XES Charges (Included in Column F)	Other Affiliate Charges (Included in Column F)	Total Affiliate Charges (Included in Column F)
369	Electric Transmission	OPIE 2 Kiowa-Road Runner 345kV Conv_PID 30639	A.0002049.002	Potash Kiowa 115kV Line	2018-04	651,514.72	940.29	37.01	977.30
		OPIE 2 Kiowa-Road Runner 345kV Conv_PID 30639 Total				**$ 20,721,703.20**	**$ 322,016.34**	**$ 195.21**	**$ 322,211.55**
370									
371	Electric Transmission	OPIE 2 Livingston Ridge-Cardinal 115kV_PID 30695	A.0000424.016	Wreckout of Z22.2 Structures	2017-11	$ 63,706.53	$ -	$ -	$ -
372	Electric Transmission	OPIE 2 Livingston Ridge-Cardinal 115kV_PID 30695	A.0000424.058	T38 Potash Re-Term_UID 50924	2017-11	727,603.85	16,974.59	9.51	16,984.10
373	Electric Transmission	OPIE 2 Livingston Ridge-Cardinal 115kV_PID 30695	A.0000424.059	T38 WIPP Re-Term_UID 50924	2017-11	234,032.99	14,183.96	3.31	14,187.27
374	Electric Transmission	OPIE 2 Livingston Ridge-Cardinal 115kV_PID 30695	A.0000424.060	L Ridge-Sage Brush 115kV Line_	2017-10	10,743,975.65	22,155.36	(1,192.71)	20,962.65
375	Electric Transmission	OPIE 2 Livingston Ridge-Cardinal 115kV_PID 30695	A.0000424.061	L Ridge-Sage Brush 115kV ROW_U	2016-11	4,481.08	3,685.56	-	3,685.56
376	Electric Transmission	OPIE 2 Livingston Ridge-Cardinal 115kV_PID 30695	A.0000424.062	S Brush-Cardinal 115kV L_UID 5	2016-12	23,509.57	15,413.96	-	15,413.96
377	Electric Transmission	OPIE 2 Livingston Ridge-Cardinal 115kV_PID 30695	A.0000424.063	S Brush-Cardinal 115 ROW_UID 5	2015-08	22,886.95	-	-	-
378	Electric Transmission	OPIE 2 Livingston Ridge-Cardinal 115kV_PID 30695	A.0000424.065	T85.0 NEF Re-Term_UID 50951	2016-10	1,502.98	-	-	-
379	Electric Transmission	OPIE 2 Livingston Ridge-Cardinal 115kV_PID 30695	A.0000424.066	T85.3 Teague Re-Term_UID 50951	2016-10	395.03	435.29	-	435.29
380	Electric Transmission	OPIE 2 Livingston Ridge-Cardinal 115kV_PID 30695	A.0000424.067	Livingston Ridge Sub Land_UID	2017-06	757.83	659.98	-	659.98
381	Electric Transmission	OPIE 2 Livingston Ridge-Cardinal 115kV_PID 30695	A.0000424.068	L Ridge Sub 115kV Conv/S Brush	2017-11	4,335,480.85	34,019.21	18.00	34,037.21
382	Electric Transmission	OPIE 2 Livingston Ridge-Cardinal 115kV_PID 30695	A.0000424.070	Potash Sub Rly Mods Livingston	2017-11	455,144.86	22,265.37	(0.52)	22,264.85
383	Electric Transmission	OPIE 2 Livingston Ridge-Cardinal 115kV_PID 30695	A.0000424.071	WIPP Sub Relay Mods Livingston	2017-11	423,345.39	1,547.24	(0.70)	1,546.54
384	Electric Transmission	OPIE 2 Livingston Ridge-Cardinal 115kV_PID 30695	A.0000424.073	S Brush 115kV Sub Liv Cardinal	2016-12	(365,860.19)	9,679.89	10.39	9,690.28
385	Electric Transmission	OPIE 2 Livingston Ridge-Cardinal 115kV_PID 30695	A.0000424.076	Cardinal 115kV Sub Sage Brush	2016-10	472.94	587.41	-	587.41
386	Electric Transmission	OPIE 2 Livingston Ridge-Cardinal 115kV_PID 30695	A.0000424.232	S Brush 115kV Sub Liv Line Terminal	2017-10	491,565.28	310.99	-	310.99
		OPIE 2 Livingston Ridge-Cardinal 115kV_PID 30695 Total				**$ 17,163,001.59**	**$ 141,918.81**	**$ (1,152.72)**	**$ 140,766.09**
387									
388	Electric Transmission	OPIE 2 Pearl Sub Rebuild	A.0000832.002	V83 Retermination_Line Portion	2015-11	$ (8,948.89)	$ -	$ -	$ -
389		**OPIE 2 Pearl Sub Rebuild Total**				**$ (8,948.89)**	**$ -**	**$ -**	**$ -**
390	Electric Transmission	OPIE 2 Pecos Dist Add 115kV	A.0000424.194	Pecos Dist Add/115kV Breaker a	2015-09	$ (48,546.42)	$ -	$ -	$ -
391	Electric Transmission	OPIE 2 Pecos Dist Add 115kV	A.0000424.196	Eddy Co. Relay Sub	2015-11	11,522.59	-	-	-
		OPIE 2 Pecos Dist Add 115kV Total				**$ (37,023.83)**	**$ -**	**$ -**	**$ -**
392									
393	Electric Transmission	OPIE 2 Potash Junction 230/115 Auto Upgrade	A.0000424.107	Potash Junction 230/115 Auto U	2016-05	$ 2,068.88	$ 2,018.13	$ -	$ 2,018.13
		OPIE 2 Potash Junction 230/115 Auto Upgrade Total				**$ 2,068.88**	**$ 2,018.13**	**$ -**	**$ 2,018.13**
394									
395	Electric Transmission	OPIE 3 China Draw SVC	A.0000424.127	China Draw Sub SVC Sub	2016-06	$ (4.79)	$ -	$ -	$ -
		OPIE 3 China Draw SVC Total				**$ (4.79)**	**$ -**	**$ -**	**$ -**
396									
397	Electric Transmission	OPIE 3 Kiowa-China Draw 345kV_PID 30638	A.0000424.085	Kiowa-North Loving 345kV Line_	2018-05	$ 22,495,220.49	$ 77,416.49	$ (62.89)	$ 77,353.60

Southwestern Public Service Company

Transmission Capital Additions for July 1, 2017 through March 31, 2019
Summary of Projects

	(A)	(J)	(K)	(L)	(M)
Line No.	Asset Class	Total Native Charges (Column F less I) Within the Total Additions to Plant-in-Service Shown in Column (F)	WBS Level 1 Project Group Description	Cost Recovery Method	Project Category
369	Electric Transmission	650,537.42			
	OP	$ 20,399,491.65	This project replaced the existing 230/115-kV transformer at Roadrunner Substation with a new 345/115-kV transformer, converted the Kiowa to Roadrunner line from 230-kV to 345-kV operation, and constructed a new 345/115-kV double circuit transmission line between the Kiowa and Potash Junction substations. The project was needed for reliability reasons and SPP issued SPS a NTC for the project.	SPP Base Plan	RE
370					
371	Electric Transmission	$ 63,706.53			
372	Electric Transmission	710,619.75			
373	Electric Transmission	219,845.72			
374	Electric Transmission	10,723,013.00			
375	Electric Transmission	795.52			
376	Electric Transmission	8,095.61			
377	Electric Transmission	22,886.95			
378	Electric Transmission	1,502.98			
379	Electric Transmission	(40.26)			
380	Electric Transmission	97.85			
381	Electric Transmission	4,301,443.64			
382	Electric Transmission	432,880.01			
383	Electric Transmission	421,798.85			
384	Electric Transmission	(375,550.47)			
385	Electric Transmission	(114.47)			
386	Electric Transmission	491,254.29			
	OP	$ 17,022,235.50	This project replaced the existing 69-kV Livingston Ridge Substation with a new 115-kV Livingston Ridge Substation near Carlsbad, New Mexico, constructed the new 115-kV Sage Brush Substation near Hobbs, New Mexico, constructed the new Cardinal Substation near Hobbs, New Mexico, and constructed a new 115-kV transmission line between the Livingston Ridge, Sage Brush, and Cardinal Substations. The project was identified by SPP in the High Priority Incremental Load Study ("HPILS"). SPP issued SPS a NTC for this project.	SPP Base Plan	RE
387					
388	Electric Transmission	$ (8,948.89)			
389		$ (8,948.89)	This project wrecked out and rebuilt the 115-kV Pearl Substation.	SPP Base Plan	RE
390	Electric Transmission	$ (48,546.42)			
391	Electric Transmission	11,522.59			
		$ (37,023.83)	This project added the transmission equipment for a 115-kV distribution transformer at the Pecos Substation location and changed the 115-kV bus arrangement for the distribution transformer connection.	SPS Zonal	LI
392					
393	Electric Transmission	$ 50.75			
	C	$ 50.75	This project upgraded the existing 150 MVA transformer with a 250 MVA transformer at Potash Junction Substation. SPP issued SPS a NTC for this project.	SPP Base Plan	RE
394					
395	Electric Transmission	$ (4.79)			
		$ (4.79)	This project installed a 115-kV static VAr compensator ("SVC") at the China Draw Substation near Carlsbad, New Mexico. The project was needed to address overloads and low voltage in the area. SPP issued SPS a NTC for this project.	SPP Base Plan	RE
396					
397	Electric Transmission	$ 22,417,866.89			

Southwestern Public Service Company

Transmission Capital Additions for July 1, 2017 through March 31, 2019
Summary of Projects

	(A)	(B)	(C)	(D)	(E)	(F)	(G)	(H)	(I)
Line No.	Asset Class	WBS Level 1 Project Group Name	WBS Level 2 Number	WBS Level 2 Description	In-Service Date (year-month)	Additions to Plant-In-Service (July 1, 2017 - March 31, 2019)	XES Charges (Included in Column F)	Other Affiliate Charges (Included in Column F)	Total Affiliate Charges (Included in Column F)
398	Electric Transmission	OPIE 3 Kiowa-China Draw 345kV_PID 30638	A.0000424.086	Kiowa-North Loving 345kV ROW_U	2015-10	(114.17)	-	-	-
399	Electric Transmission	OPIE 3 Kiowa-China Draw 345kV_PID 30638	A.0000424.086	Kiowa-North Loving 345kV ROW_U	2017-12	92,043.23	11,921.61	-	11,921.61
400	Electric Transmission	OPIE 3 Kiowa-China Draw 345kV_PID 30638	A.0000424.087	N Loving-China Draw 345kV Line	2018-05	18,636,555.62	153,940.46	(110.18)	153,830.28
401	Electric Transmission	OPIE 3 Kiowa-China Draw 345kV_PID 30638	A.0000424.159	N Loving-China Draw 345kV ROW_	2017-12	44,535.82	1,215.54	-	1,215.54
402	Electric Transmission	OPIE 3 Kiowa-China Draw 345kV_PID 30638	A.0000424.160	Kiowa 345kV Sub N Loving Term_	2018-05	1,916,370.50	32,899.61	0.08	32,899.69
403	Electric Transmission	OPIE 3 Kiowa-China Draw 345kV_PID 30638	A.0000424.163	N Loving Sub Kiowa/C Draw Term	2018-05	5,426,929.62	63,585.50	74.39	63,659.89
404	Electric Transmission	OPIE 3 Kiowa-China Draw 345kV_PID 30638	A.0000424.165	N Loving Sub Xfmr 345kV/115kV_	2018-05	6,809,314.01	22,808.35	2,558.88	25,367.23
405	Electric Transmission	OPIE 3 Kiowa-China Draw 345kV_PID 30638	A.0000424.167	C Draw 345kV Sub N Loving Term	2018-05	6,154,882.25	77,991.93	11.12	78,003.05
406	Electric Transmission	OPIE 3 Kiowa-China Draw 345kV_PID 30638	A.0000424.169	C Draw Sub Xmfr 345kV/115kV_UI	2018-05	5,434,105.62	198,072.26	186.44	198,258.70
		OPIE 3 Kiowa-China Draw 345kV_PID 30638 Total				**$ 67,009,842.99**	**$ 639,851.75**	**$ 2,657.84**	**$ 642,509.59**
407									
408	Electric Transmission	OPIE 3 Ponderosa-Custer Mt115kV_PID 30694	A.0000424.047	W37 Whitten Re-Term_UID 50879	2016-11	$ 23,931.68	$ 56.50	$ -	$ 56.50
409	Electric Transmission	OPIE 3 Ponderosa-Custer Mt115kV_PID 30694	A.0000424.048	W37 Road Runner Re-Term_UID 50	2016-11	14,129.68	56.50	-	56.50
410	Electric Transmission	OPIE 3 Ponderosa-Custer Mt115kV_PID 30694	A.0000424.049	Ponderosa-Custer Mt 115kV Line	2017-06	251,067.25	10,799.48	228.01	11,027.49
411	Electric Transmission	OPIE 3 Ponderosa-Custer Mt115kV_PID 30694	A.0000424.050	Ponderosa-Custer Mt 115kV ROW_	2015-08	(653.43)	86.30	-	86.30
412	Electric Transmission	OPIE 3 Ponderosa-Custer Mt115kV_PID 30694	A.0000424.055	Custer Mt 115kV Sub Ponderosa	2017-05	110,512.91	9,991.54	(2,335.74)	7,655.80
413	Electric Transmission	OPIE 3 Ponderosa-Custer Mt115kV_PID 30694	A.0000424.057	Ponderosa 115kV Sub Custer Mt	2017-05	119,918.42	259.66	(36.09)	223.57
		OPIE 3 Ponderosa-Custer Mt115kV_PID 30694 Total				**$ 518,906.51**	**$ 21,249.98**	**$ (2,143.82)**	**$ 19,106.16**
414									
415	Electric Transmission	OPIE Bensing Distribution Substation	A.0001270.001	Bensing 115/12.47KV Dist(TAM)	2017-06	$ 23,774.41	$ -	$ 0.12	$ 0.12
416	Electric Transmission	OPIE Bensing Distribution Substation	A.0001270.003	New Sw and Tap to Bensing Sub T98	2017-04	(24,115.42)	-	11.38	11.38
417	Electric Transmission	OPIE Bensing Distribution Substation	A.0001270.004	Higg Relay Addition	2017-06	2,461.92	194.65	0.18	194.83
		OPIE Bensing Distribution Substation Total				**$ 2,120.91**	**$ 194.65**	**$ 11.68**	**$ 206.33**
418									
419	Electric Transmission	OPIE Custer Mt Pond Tap Whitten Rec	A.0000424.154	Custer Mt-Whitten ROW	2017-04	$ 4,529.17	$ 4,316.41	$ -	$ 4,316.41
420	Electric Transmission	OPIE Custer Mt Pond Tap Whitten Rec	A.0000424.155	Custer Mt-Whitten Rebuild Line	2017-12	1,445,371.24	24,842.08	(1.28)	24,840.80
421	Electric Transmission	OPIE Custer Mt Pond Tap Whitten Rec	A.0000424.157	Whitten Sub Terminal Upgrades	2018-01	464,711.92	14,355.23	0.35	14,355.58
		OPIE Custer Mt Pond Tap Whitten Rec Total				**$ 1,914,612.33**	**$ 43,513.72**	**$ (0.93)**	**$ 43,512.79**
422									
423	Electric Transmission	OPIE Hobbs-Kiowa 345kV_PID 30637	A.0000424.020	Hobbs Gen Land	2017-08	$ 3,514.65	$ -	$ -	$ -
424	Electric Transmission	OPIE Hobbs-Kiowa 345kV_PID 30637	A.0000424.037	OPIE 3_Hobbs-Kiowa 345kV Line_	2018-03	47,521,797.01	129,896.92	380.76	130,277.68
425	Electric Transmission	OPIE Hobbs-Kiowa 345kV_PID 30637	A.0000424.038	OPIE 3_Hobbs-Kiowa 345kV ROW_U	2015-10	206.92	-	-	-
426	Electric Transmission	OPIE Hobbs-Kiowa 345kV_PID 30637	A.0000424.038	OPIE 3_Hobbs-Kiowa 345kV ROW_U	2017-12	129,445.05	1,935.25	706.99	2,642.24
427	Electric Transmission	OPIE Hobbs-Kiowa 345kV_PID 30637	A.0000424.039	OPIE 2_Kiowa 345kV Sub Land_UI	2017-03	533.37	533.13	-	533.13
428	Electric Transmission	OPIE Hobbs-Kiowa 345kV_PID 30637	A.0000424.040	Kiowa 345kV Sub H Term/Reactor	2018-03	11,698,534.78	61,753.86	5.98	61,759.84
429	Electric Transmission	OPIE Hobbs-Kiowa 345kV_PID 30637	A.0000424.044	Hobbs Sub Xfmr 345kV/230kV_UID	2018-03	14,083,871.59	132,748.91	30.30	132,779.21
430	Electric Transmission	OPIE Hobbs-Kiowa 345kV_PID 30637	A.0000424.045	Hobbs 345kV Sub Reactor/Kiowa_	2018-03	2,060,282.64	36,896.56	-	36,896.56
		OPIE Hobbs-Kiowa 345kV_PID 30637 Total				**$ 75,498,186.01**	**$ 363,764.63**	**$ 1,124.03**	**$ 364,888.66**
431									
432	Electric Transmission	OPIE Monument-Byrd Reconductor	A.0000424.136	Monument-Byrd 115kvRecond Line	2018-11	$ 2,442,385.68	$ 101,291.04	$ 0.33	$ 101,291.37

Southwestern Public Service Company

Transmission Capital Additions for July 1, 2017 through March 31, 2019
Summary of Projects

	(A)	(J)	(K)	(L)	(M)
Line No.	Asset Class	Total Native Charges (Column F less I) Within the Total Additions to Plant-in-Service Shown in Column (F)	WBS Level 1 Project Group Description	Cost Recovery Method	Project Category
398	Electric Transmission	(114.17)			
399	Electric Transmission	80,121.62			
400	Electric Transmission	18,482,725.34			
401	Electric Transmission	43,320.28			
402	Electric Transmission	1,883,470.81			
403	Electric Transmission	5,363,269.73			
404	Electric Transmission	6,783,946.78			
405	Electric Transmission	6,076,879.20			
406	Electric Transmission	5,235,846.92			
407		**$ 66,367,333.40**	**This project installed new 345/115-kV transformers at North Loving and China Draw substations. It also constructed a new 345-kV transmission line from Kiowa to North Loving to China Draw substation. The project was needed for reliability and SPP issued SPS a NTC for this project.**	**SPP Base Plan**	**RE**
408	Electric Transmission	$ 23,875.18			
409	Electric Transmission	14,073.18			
410	Electric Transmission	240,039.76			
411	Electric Transmission	(739.73)			
412	Electric Transmission	102,857.11			
413	Electric Transmission	119,694.85			
414		**($ 499,800.35**	**This project constructed a radial 115-kV line from the new Custer Mountain Substation to the new Ponderosa Substation, a distribution substation, located west of Jal, New Mexico. SPP issued SPS a NTC for this project.**	**SPS Directly Assigned**	**RE**
415	Electric Transmission	$ 23,774.29			
416	Electric Transmission	(24,126.80)			
417	Electric Transmission	2,267.09			
418		**$ 1,914.58**	**This project constructed a new 115-kV distribution substation called Bensing Substation in north Hobbs, New Mexico.**	**SPS Zonal**	**LI**
419	Electric Transmission	$ 212.76			
420	Electric Transmission	1,420,530.44			
421	Electric Transmission	450,356.34			
422		**$ 1,871,099.54**	**This project rebuilt four miles of 115-kV line between Custer Mountain and Whitten substations. SPP issued SPS a NTC for this project.**	**SPP Base Plan**	**RE**
423	Electric Transmission	$ 3,514.65			
424	Electric Transmission	47,391,519.33			
425	Electric Transmission	206.92			
426	Electric Transmission	126,802.81			
427	Electric Transmission	0.24			
428	Electric Transmission	11,636,774.94			
429	Electric Transmission	13,951,092.38			
430	Electric Transmission	2,023,386.08			
431		**$ 75,133,297.35**	**This project installed new 345/115-kV transformers at the Hobbs Generating Plant and Kiowa interchanges. It also constructed a new 345-kV transmission line between Hobbs Generating Plant and Kiowa substations. The project was needed for reliability and SPP issued SPS a NTC for this project.**	**SPP Base Plan**	**RE**
432	Electric Transmission	$ 2,341,094.31			

Southwestern Public Service Company

Transmission Capital Additions for July 1, 2017 through March 31, 2019
Summary of Projects

	(A)	(B)	(C)	(D)	(E)	(F)	(G)	(H)	(I)
Line No.	Asset Class	WBS Level 1 Project Group Name	WBS Level 2 Number	WBS Level 2 Description	In-Service Date (year-month)	Additions to Plant-In-Service (July 1, 2017 - March 31, 2019)	XES Charges (Included in Column F)	Other Affiliate Charges (Included in Column F)	Total Affiliate Charges (Included in Column F)
433	Electric Transmission	OPIE Monument-Byrd Reconductor	A.0000424.137	Monument-Byrd ROW	2016-11	(14,051.71)	(4,428.67)	-	(4,428.67)
434	Electric Transmission	OPIE Monument-Byrd Reconductor	A.0000424.137	Monument-Byrd ROW	2017-12	1,051,894.10	46,273.65	-	46,273.65
		OPIE Monument-Byrd Reconductor Total				**$ 3,480,228.07**	**$ 143,136.02**	**$ 0.33**	**$ 143,136.35**
435									
436	Electric Transmission	OPIE N Loving-S Loving 115kV	A.0000424.120	N Loving-S Loving 115 kVROW	2018-01	$ 711,810.76	$ 153,352.64	$ -	$ 153,352.64
		OPIE N Loving-S Loving 115kV Total				**$ 711,810.76**	**$ 153,352.64**	**$ -**	**$ 153,352.64**
437									
438	Electric Transmission	OPIE Potash-Livingston Ridge Recond	A.0000424.143	IMC1-Intrepid West 115kv Recd	2017-10	$ (0.00)	$ (836.35)	$ -	$ (836.35)
439	Electric Transmission	OPIE Potash-Livingston Ridge Recond	A.0000424.143	IMC1-Intrepid West 115kv Recd	2019-03	2,469,157.03	194.49	-	194.49
440	Electric Transmission	OPIE Potash-Livingston Ridge Recond	A.0000424.144	OPIE Potash-Livingston Ridge	2017-10	(428.35)	(1,301.20)	-	(1,301.20)
441	Electric Transmission	OPIE Potash-Livingston Ridge Recond	A.0000424.144	OPIE Potash-Livingston Ridge	2019-03	3,901,990.48	9,051.49	-	9,051.49
442	Electric Transmission	OPIE Potash-Livingston Ridge Recond	A.0000424.145	Potash-Intrepid West 115kvRecd	2019-02	0.13	1,698.10	-	1,698.10
443	Electric Transmission	OPIE Potash-Livingston Ridge Recond	A.0000424.145	Potash-Intrepid West 115kvRecd	2019-03	1,572,678.27	194.53	-	194.53
444	Electric Transmission	OPIE Potash-Livingston Ridge Recond	A.0000424.150	OPIE PTJU Intrepid Term Sub	2019-03	333,123.86	3,881.92	-	3,881.92
445	Electric Transmission	OPIE Potash-Livingston Ridge Recond	A.0000424.226	OPIE Potash Livingston Ridge ROW	2017-12	223,632.79	40,093.34	(240.85)	39,852.49
		OPIE Potash-Livingston Ridge Recond Total				**$ 8,500,154.21**	**$ 52,976.32**	**$ (240.85)**	**$ 52,735.47**
446									
447	Electric Transmission	OPIE Reconductor_PCA-Quahada	A.0000424.027	Quahada Terminal Upgrade_Sub	2017-04	$ 203.79	$ 342.24	$ (0.48)	$ 341.76
448	Electric Transmission	OPIE Reconductor_PCA-Quahada	A.0000424.028	PCA Terminal Upgrade_Sub	2017-03	(99,530.55)	2,836.40	-	2,836.40
449	Electric Transmission	OPIE Reconductor_PCA-Quahada	A.0000424.029	V21_Quahada 115kV Reconductor	2017-03	(854,302.96)	1,360.41	340.33	1,700.74
450	Electric Transmission	OPIE Reconductor_PCA-Quahada	A.0000424.030	PCA_115KV ROW	2017-04	1,008.56	1,007.04	-	1,007.04
		OPIE Reconductor_PCA-Quahada Total				**$ (952,621.16)**	**$ 5,546.09**	**$ 339.85**	**$ 5,885.94**
451									
452	Electric Transmission	OPIE Roadrunner to Agave Ochoa 115 Lines	A.0000488.001	OXAG Tap Removal	2017-03	$ (31,013.19)	$ 175.26	$ -	$ 175.26
453	Electric Transmission	OPIE Roadrunner to Agave Ochoa 115 Lines	A.0000488.002	W95 Extend to RDRN	2017-04	7,609.77	644.53	-	644.53
454	Electric Transmission	OPIE Roadrunner to Agave Ochoa 115 Lines	A.0000488.003	OXAG To RDRN 115kV T-Line	2017-03	2,083.27	1,490.34	-	1,490.34
455	Electric Transmission	OPIE Roadrunner to Agave Ochoa 115 Lines	A.0000488.004	RDRN 115kV Line Terminal Upgrade	2017-03	146,799.52	24,082.86	0.11	24,082.97
456	Electric Transmission	OPIE Roadrunner to Agave Ochoa 115 Lines	A.0000488.007	RDRN-OCHOA/AGAVE T-Line ROW	2017-04	3,566.03	3,564.39	-	3,564.39
457	Electric Transmission	OPIE Roadrunner to Agave Ochoa 115 Lines	A.0000488.008	Opie Roadrunner Agave Ochoa Pre Con	2018-07	(1,699.53)	(23,938.37)	-	(23,938.37)
458	Electric Transmission	OPIE Roadrunner to Agave Ochoa 115 Lines	A.0000488.009	Ochoa Terminal Work	2018-07	271,958.51	100.15	-	100.15
		OPIE Roadrunner to Agave Ochoa 115 Lines Total				**$ 399,304.38**	**$ 6,119.16**	**$ 0.11**	**$ 6,119.27**
459									
460	Electric Transmission	OPIE TUCO-Hobbs 345kV_PID 30376	A.0000673.022	TUCO-Yoakum 345kV ROW_UID 5044	2017-12	$ 3,835,463.74	$ 825,012.36	$ (123.98)	$ 824,888.38
461	Electric Transmission	OPIE TUCO-Hobbs 345kV_PID 30376	A.0000673.022	TUCO-Yoakum 345kV ROW_UID 5044	2018-06	4,636,924.73	878.64	-	878.64
462	Electric Transmission	OPIE TUCO-Hobbs 345kV_PID 30376	A.0000673.024	Yoakum-TX/NM Border 345kV ROW_	2017-04	41,217.63	11,440.18	174.15	11,614.33
463	Electric Transmission	OPIE TUCO-Hobbs 345kV_PID 30376	A.0000673.026	TX/NM Border-Hobbs 345kV ROW_U	2017-04	1,623,373.99	88,897.18	42.63	88,939.81
464	Electric Transmission	OPIE TUCO-Hobbs 345kV_PID 30376	A.0000673.041	Yoakum 345 kV Land	2019-03	53,023.90	5,470.58	-	5,470.58

Southwestern Public Service Company

Transmission Capital Additions for July 1, 2017 through March 31, 2019
Summary of Projects

	(A)	(J)		(K)	(L)	(M)
Line No.	Asset Class	Total Native Charges (Column F less I) Within the Total Additions to Plant-in-Service Shown in Column (F)		WBS Level 1 Project Group Description	Cost Recovery Method	Project Category
433	Electric Transmission		(9,623.04)			
434	Electric Transmission		1,005,620.45			
		$	**3,337,091.72**	**This project rebuilt four miles of 115-kV line between Monument and Byrd substations. SPP issued SPS a NTC for this project.**	**SPP Base Plan**	**RE**
435						
436	Electric Transmission	$	558,458.12			
		$	**558,458.12**	**This project constructed approximately 3 miles of 115-kV transmission line from North Loving Substation to South Loving Substation and converted South Loving substation from 69-kV to 115-kV operation. This upgrade was needed to reduce the 69-kV loading on the 115/69-kV transformers at Carlsbad Plant Interchange.**	**SPS Zonal**	**RE**
437						
438	Electric Transmission	$	836.35			
439	Electric Transmission		2,468,962.54			
440	Electric Transmission		872.85			
441	Electric Transmission		3,892,938.99			
442	Electric Transmission		(1,697.97)			
443	Electric Transmission		1,572,483.74			
444	Electric Transmission		329,241.94			
445	Electric Transmission		183,780.30			
		$	**8,447,418.74**	**This project rebuilt 13.5 miles of 115-kV line between Potash Junction and Livingston Ridge substations. SPP issued SPS a NTC for this project.**	**SPP Base Plan**	**RE**
446						
447	Electric Transmission	$	(137.97)			
448	Electric Transmission		(102,366.95)			
449	Electric Transmission		(856,003.70)			
450	Electric Transmission		1.52			
		$	**(958,507.10)**	**This project wrecked out and rebuilt the 115-kV line between the PCA and Quahada substations near Carlsbad, New Mexico. This project was needed to address overloads in the area. SPP issued SPS a NTC for this project.**	**SPP Base Plan**	**RE**
451						
452	Electric Transmission	$	(31,188.45)			
453	Electric Transmission		6,965.24			
454	Electric Transmission		592.93			
455	Electric Transmission		122,716.55			
456	Electric Transmission		1.64			
457	Electric Transmission		22,238.84			
458	Electric Transmission		271,858.36			
		$	**393,185.11**	**This project constructed a new 115-kV line from Roadrunner substation to Agave #2 (customer-owned substation). SPP issued SPS a NTC for this project.**	**SPP Base Plan**	**RE**
459						
460	Electric Transmission	$	3,010,575.36			
461	Electric Transmission		4,636,046.09			
462	Electric Transmission		29,603.30			
463	Electric Transmission		1,534,434.18			
464	Electric Transmission		47,553.32			

Southwestern Public Service Company

Transmission Capital Additions for July 1, 2017 through March 31, 2019
Summary of Projects

	(A)	(B)	(C)	(D)	(E)	(F)	(G)	(H)	(I)
Line No.	Asset Class	WBS Level 1 Project Group Name	WBS Level 2 Number	WBS Level 2 Description	In-Service Date (year-month)	Additions to Plant-In-Service (July 1, 2017 - March 31, 2019)	XES Charges (Included in Column F)	Other Affiliate Charges (Included in Column F)	Total Affiliate Charges (Included in Column F)
		OPIE TUCO-Hobbs 345kV_PID 30376 Total				**$ 10,190,003.99**	**$ 931,698.94**	**$ 92.80**	**$ 931,791.74**
465									
466	Electric Transmission	Osage Re-termination Project	A.0000767.003	Osage Substation	2018-04	$ 203,983.20	$ 1,794.57	$ 438.24	$ 2,232.81
467	Electric Transmission	Osage Re-termination Project	A.0000767.004	Randall County Interchange Sub	2017-04	291,688.37	352.54	(24.78)	327.76
468	Electric Transmission	Osage Re-termination Project	A.0000767.005	South Georgia Substation	2017-04	1,447.27	100.00	0.52	100.52
469	Electric Transmission	Osage Re-termination Project	A.0000767.007	Canyon West Relay Sub	2016-05	114.53	-	-	-
470	Electric Transmission	Osage Re-termination Project	A.0000767.008	East Plant Relay Sub	2017-11	539,238.04	1,882.25	1.02	1,883.27
471	Electric Transmission	Osage Re-termination Project	A.0000767.009	South Georgia - Randall Line	2017-04	76,455.78	-	(75.00)	(75.00)
472	Electric Transmission	Osage Re-termination Project	A.0000767.011	T-66 Reterm Line	2017-01	(391,102.56)	-	-	-
473	Electric Transmission	Osage Re-termination Project	A.0000767.013	T-75 Structure	2017-04	2,659.65	-	-	-
474	Electric Transmission	Osage Re-termination Project	A.0000767.014	V-04 Circuit Removal	2017-04	818.84	-	-	-
475	Electric Transmission	Osage Re-termination Project	A.0000767.016	T-73 Rework Line	2017-03	74.08	-	-	-
476	Electric Transmission	Osage Re-termination Project	A.0000767.017	W-77 Randall Co.-Canyon WestLi	2017-04	3,292.34	18.96	-	18.96
		Osage Re-termination Project Total				**$ 728,669.54**	**$ 4,148.32**	**$ 340.00**	**$ 4,488.32**
477									
478	Electric Transmission	Oxy Levelland Amoco Sub UFR	A.0001188.002	Amoco Oxy UF Relay	2019-03	$ 93,598.63	$ -	$ -	$ -
		Oxy Levelland Amoco Sub UFR Total				**$ 93,598.63**	**$ -**	**$ -**	**$ -**
479									
480	Electric Transmission	PCA-Carlsbad V-61 Wavetrap Upg	A.0000946.001	PCA V-61 Wavetrap UpgradeSub	2017-12	$ 216,401.40	$ 49.66	$ -	$ 49.66
		PCA-Carlsbad V-61 Wavetrap Upg Total				**$ 216,401.40**	**$ 49.66**	**$ -**	**$ 49.66**
481									
482	Electric Transmission	Physical Security	A.0000710.001	NM Physical Security Sub Infrastruc	2017-12	$ 1,782,769.68	$ 23,243.80	$ (457.58)	$ 22,786.22
483	Electric Transmission	Physical Security	A.0000710.003	SPS Physical Security Sub Infrastru	2018-08	613,785.05	8,098.57	(120.62)	7,977.95
484	Electric Transmission	Physical Security	A.0000710.003	SPS Physical Security Sub Infrastru	2017-12	1,026,254.64	12,307.36	(62.49)	12,244.87
485	Electric Transmission	Physical Security	A.0000710.003	SPS Physical Security Sub Infrastru	2017-12	1,072,641.77	7,898.32	(257.57)	7,640.75
486	Electric Transmission	Physical Security	A.0000710.003	SPS Physical Security Sub Infrastru	2018-07	1,341,753.05	17,549.81	(238.82)	17,310.99
487	Electric Transmission	Physical Security	A.0000710.003	SPS Physical Security Sub Infrastru	2018-08	472,379.35	7,934.17	(178.74)	7,755.43
		Physical Security Total				**$ 6,309,583.54**	**$ 77,032.03**	**$ (1,315.82)**	**$ 75,716.21**
488									

Southwestern Public Service Company

Transmission Capital Additions for July 1, 2017 through March 31, 2019
Summary of Projects

	(A)	(J)	(K)	(L)	(M)
Line No.	Asset Class	Total Native Charges (Column F less I) Within the Total Additions to Plant-in-Service Shown in Column (F)	WBS Level 1 Project Group Description	Cost Recovery Method	Project Category
		$ 9,258,212.25	This project constructs a single-circuit 345-kV transmission line between the TUCO Substation, near Lubbock, Texas, the Yoakum Substation in Texas, and the Hobbs Generating Substation near Hobbs, New Mexico. The project was evaluated and identified in the 2013 SPP High Priority Incremental Load Study ("HPILS") as needed for reliability to alleviate loading violations on the underlying network and voltage violations due to insufficient power supply to network load additions. In addition to its reliability benefits, the project was also identified by SPP as providing significant economic benefits. In 2016, SPP issued its Integrated Transmission Planning Near-Term study which identified the TUCO to Yoakum portion of the project as needed as soon as 2017 to mitigate voltage issues in that area. SPP issued SPS NTCs for this project.	SPP Base Plan	RE
465					
466	Electric Transmission	$ 201,750.39			
467	Electric Transmission	291,360.61			
468	Electric Transmission	1,346.75			
469	Electric Transmission	114.53			
470	Electric Transmission	537,354.77			
471	Electric Transmission	76,530.78			
472	Electric Transmission	(391,102.56)			
473	Electric Transmission	2,659.65			
474	Electric Transmission	818.84			
475	Electric Transmission	74.08			
476	Electric Transmission	3,273.38			
		$ 724,181.22	This project upgraded the 115-kV bus at the Randall County Substation. The project was needed to address overloads at the Osage Substation. SPP issued SPS a NTC for the project.	SPP Base Plan	RE
477					
478	Electric Transmission	$ 93,598.63			
		$ 93,598.63	This project installed under frequency relays at the Levelland Amoco Substation to meet compliance requirements.	SPS Zonal	RE
479					
480	Electric Transmission	$ 216,351.74			
		$ 216,351.74	This project upgraded the 115-kV line V-61 terminals at PCA Interchange and Carlsbad Interchange, which were limiting the capacity of this line to a summer emergency rating of 80 MVA. The terminals were upgraded to meet the NERC compliance and SPP planning critiera requirement of a summer emergency rating of 160 MVA.	SPS Zonal	RE
481					
482	Electric Transmission	$ 1,759,983.46			
483	Electric Transmission	605,807.10			
484	Electric Transmission	1,014,009.77			
485	Electric Transmission	1,065,001.02			
486	Electric Transmission	1,324,442.06			
487	Electric Transmission	464,623.92			
		$ 6,233,867.33	This project installed Physical Security Upgrades affecting SPS substation protection with specific work varying by substation location, current layout, and threat history. Typical security measures included the installation of equipment such as cameras and motion sensors at substations.	SPS Zonal	OT
488					

Southwestern Public Service Company

Transmission Capital Additions for July 1, 2017 through March 31, 2019
Summary of Projects

	(A)	(B)	(C)	(D)	(E)	(F)	(G)	(H)	(I)
Line No.	Asset Class	WBS Level 1 Project Group Name	WBS Level 2 Number	WBS Level 2 Description	In-Service Date (year-month)	Additions to Plant-In-Service (July 1, 2017 - March 31, 2019)	XES Charges (Included in Column F)	Other Affiliate Charges (Included in Column F)	Total Affiliate Charges (Included in Column F)
489	Electric Transmission	Plainview City Sub Removal	A.0000489.003	Install Capacitor Bank at Kiser Sub	2018-12	$ 2.73	$ (80.79)	$ -	$ (80.79)
490	Electric Transmission	Plainview City Sub Removal	A.0000489.003	Install Capacitor Bank at Kiser Sub	2018-04	173,966.90	3,129.13	-	3,129.13
		Plainview City Sub Removal Total				**$ 173,969.63**	**$ 3,048.34**	**$ -**	**$ 3,048.34**
491									
492	Electric Transmission	Plant X Transformer 2 Addition	A.0001036.001	Add 2nd 230-115kV XFMR at PlantX	2019-03	$ 0.07	$ -	$ -	$ -
		Plant X Transformer 2 Addition Total				**$ 0.07**	**$ -**	**$ -**	**$ -**
493									
494	Electric Transmission	Portales 115 kV Loop	A.0000463.001	Portales 115kV Loop Line	2018-02	$ 4,102,311.43	$ 55,577.08	$ (8.18)	$ 55,568.90
495	Electric Transmission	Portales 115 kV Loop	A.0000463.002	Portales Interchange Sub	2018-02	7,807,109.81	46,648.51	23.34	46,671.85
496	Electric Transmission	Portales 115 kV Loop	A.0000463.003	Market St. Substation	2018-02	942,146.05	13,440.02	0.06	13,440.08
497	Electric Transmission	Portales 115 kV Loop	A.0000463.005	Roosevelt T-33 Relay Upgrade S	2017-11	351,794.96	1,305.82	(137.42)	1,168.40
498	Electric Transmission	Portales 115 kV Loop	A.0000463.006	Oasis T-32 Relay Upgrade Sub	2018-02	326,068.97	4,951.22	-	4,951.22
499	Electric Transmission	Portales 115 kV Loop	A.0000463.007	Oasis-Portales T-32 Reterm Lin	2018-02	54,120.16	1,232.95	-	1,232.95
500	Electric Transmission	Portales 115 kV Loop	A.0000463.008	South Portales-Market Street L	2018-07	3,333,789.78	27,313.65	-	27,313.65
501	Electric Transmission	Portales 115 kV Loop	A.0000463.009	Kilgore-Portales Reterm Line	2017-11	592,032.98	198.08	-	198.08
502	Electric Transmission	Portales 115 kV Loop	A.0000463.010	Market St.-Portales Line	2018-02	4,694,574.20	22,348.16	(2,276.25)	20,071.91
503	Electric Transmission	Portales 115 kV Loop	A.0000463.011	Kilgore-South Portales ROW	2016-11	224,449.06	50,134.69	-	50,134.69
504	Electric Transmission	Portales 115 kV Loop	A.0000463.013	Market St.-Portales ROW	2016-12	4,448.70	4,550.81	(5.45)	4,545.36
505	Electric Transmission	Portales 115 kV Loop	A.0000463.013	Market St.-Portales ROW	2017-09	17,382.83	555.22	-	555.22
506	Electric Transmission	Portales 115 kV Loop	A.0000463.015	Market St.-South Portales ROW	2017-12	27,894.93	-	-	-
507	Electric Transmission	Portales 115 kV Loop	A.0000463.015	Market St.-South Portales ROW	2017-10	403,656.39	169,004.03	25.66	169,029.69
508	Electric Transmission	Portales 115 kV Loop	A.0000463.015	Market St.-South Portales ROW	2018-12	49,795.53	1,758.03	-	1,758.03
509	Electric Transmission	Portales 115 kV Loop	A.0000463.016	Roosevelt-Portales T-33 Reterm	2017-10	235,727.98	-	-	-
510	Electric Transmission	Portales 115 kV Loop	A.0002033.002	Market St Sub Greyhound 50565	2018-02	583,775.47	20,604.03	-	20,604.03
		Portales 115 kV Loop Total				**$ 23,751,079.23**	**$ 419,622.30**	**$ (2,378.24)**	**$ 417,244.06**
511									
512	Electric Transmission	Potter-Channing-Dallam	A.0000302.002	Dallam Co. 230/115 kV sub	2015-12	$ (175,670.62)	$ -	$ -	$ -
513	Electric Transmission	Potter-Channing-Dallam	A.0000302.004	Potter-Sub	2015-11	(32,590.58)	116.07	-	116.07
514	Electric Transmission	Potter-Channing-Dallam	A.0000302.006	ROW 230 kV, ROW	2018-01	66,461.47	-	-	-
515	Electric Transmission	Potter-Channing-Dallam	A.0000302.008	Transmisison 230 kV Line	2015-12	(3,581.70)	-	-	-
		Potter-Channing-Dallam Total				**$ (145,381.43)**	**$ 116.07**	**$ -**	**$ 116.07**
516									
517	Electric Transmission	Pringle 115 kV Breaker & One-Half	A.0000851.001	Pringle Substation Sub	2016-11	$ (9,026.08)	$ 33.21	$ 35.12	$ 68.33
518	Electric Transmission	Pringle 115 kV Breaker & One-Half	A.0000851.003	Riverview Relay Upgrade Sub	2017-04	(140.40)	147.53	-	147.53
519	Electric Transmission	Pringle 115 kV Breaker & One-Half	A.0000851.004	Blackhawk Relay Upgrade_Sub	2017-04	47,764.08	82.87	-	82.87
520	Electric Transmission	Pringle 115 kV Breaker & One-Half	A.0000851.005	Spearman # 1 Relay Upgrade_Sub	2016-12	(0.72)	49.66	-	49.66

Southwestern Public Service Company

Transmission Capital Additions for July 1, 2017 through March 31, 2019
Summary of Projects

	(A)	(J)	(K)	(L)	(M)
Line No.	Asset Class	Total Native Charges (Column F less I) Within the Total Additions to Plant-in-Service Shown in Column (F)	WBS Level 1 Project Group Description	Cost Recovery Method	Project Category
489	Electric Transmission	$ 83.52			
490	Electric Transmission	170,837.77			
		$ 170,921.29	**This project removed the 69-kV bus and associated equipment at Plainview City Substation and removed the 69-kV transmission line Z-84 that connected Kiser Substation to Plainview City Substation. The Kiser Substation replaced the Plainview City Substation. SPP issued SPS a NTC for this project.**	**SPP Base Plan**	**RE**
491					
492	Electric Transmission	$ 0.07			
		$ 0.07	**This project installed a second 230/115-kV, 252/252 MVA autotransformer at Plant X Substation and reconfigured the 230-kV main and transfer bus to a breaker and one-half configuration. The new transformer is needed to mitigate overloading of the existing 230/115-kV transformer during contingency situations. SPP issued SPS a NTC for this project.**	**SPP Base Plan**	**RE**
493					
494	Electric Transmission	$ 4,046,742.53			
495	Electric Transmission	7,760,437.96			
496	Electric Transmission	928,705.97			
497	Electric Transmission	350,626.56			
498	Electric Transmission	321,117.75			
499	Electric Transmission	52,887.21			
500	Electric Transmission	3,306,476.13			
501	Electric Transmission	591,834.90			
502	Electric Transmission	4,674,502.29			
503	Electric Transmission	174,314.37			
504	Electric Transmission	(96.66)			
505	Electric Transmission	16,827.61			
506	Electric Transmission	27,894.93			
507	Electric Transmission	234,626.70			
508	Electric Transmission	48,037.50			
509	Electric Transmission	235,727.98			
510	Electric Transmission	563,171.44			
		$ 23,333,835.17	**This project constructed a 115-kV loop around the City of Portales, New Mexico and converted the South Portales and Market Street substations to 115-kV to provide additional load serving capability and eliminate the overloads of the 115/69-kV transformers at Portales Interchange. SPP issued SPS a NTC for this project.**	**SPP Base Plan**	**RE**
511					
512	Electric Transmission	$ (175,670.62)			
513	Electric Transmission	(32,706.65)			
514	Electric Transmission	66,461.47			
515	Electric Transmission	(3,581.70)			
		$ (145,497.50)	**This project converted the new Potter to Channing to Dallam 115-kV line (built for 230-kV operation) to 230-kV operation and reconnected the substations to 230-kV facilities. In addition, the project installed the XIT 230/115-kV substation. SPP issued SPS a NTC for this project.**	**SPP Base Plan**	**RE**
516					
517	Electric Transmission	$ (9,094.41)			
518	Electric Transmission	(287.93)			
519	Electric Transmission	47,681.21			
520	Electric Transmission	(50.38)			

Southwestern Public Service Company

Transmission Capital Additions for July 1, 2017 through March 31, 2019
Summary of Projects

	(A)	(B)	(C)	(D)	(E)	(F)	(G)	(H)	(I)
Line No.	Asset Class	WBS Level 1 Project Group Name	WBS Level 2 Number	WBS Level 2 Description	In-Service Date (year-month)	Additions to Plant-In-Service (July 1, 2017 - March 31, 2019)	XES Charges (Included in Column F)	Other Affiliate Charges (Included in Column F)	Total Affiliate Charges (Included in Column F)
521	Electric Transmission	Pringle 115 kV Breaker & One-Half	A.0000851.007	T06_Pringle 115kV Re-Term Line	2016-12	32.83	-	-	-
522	Electric Transmission	Pringle 115 kV Breaker & One-Half	A.0000851.014	Harrington Relay Upgrade_Sub P	2017-04	(38.53)	57.89	-	57.89
		Pringle 115 kV Breaker & One-Half Total				**$ 38,591.18**	**$ 371.16**	**$ 35.12**	**$ 406.28**
523									
524	Electric Transmission	Pringle Dist Transformer	A.0000675.001	Pringle Dist Transformer Sub	2015-02	$ 7,701.75	$ -	$ -	$ -
		Pringle Dist Transformer Total				**$ 7,701.75**	**$ -**	**$ -**	**$ -**
525									
526	Electric Transmission	Puckett West Breaker Addition	A.0000574.004	Couter Relay Mod Sub	2016-03	$ (24,975.75)	$ -	$ -	$ -
527	Electric Transmission	Puckett West Breaker Addition	A.0000574.005	Inst Arms at Puckett W TapT37	2016-03	(39.54)	(21.90)	-	(21.90)
		Puckett West Breaker Addition Total				**$ (25,015.29)**	**$ (21.90)**	**$ -**	**$ (21.90)**
528									
529	Electric Transmission	Roosevelt Cty 230 Brkr 1/2	A.0000519.001	Roosevelt County Substation	2018-06	$ 9,502,265.16	$ 5,747.03	$ (160.83)	$ 5,586.20
530	Electric Transmission	Roosevelt Cty 230 Brkr 1/2	A.0000519.004	Oasis Relay Upgrade Sub	2018-06	418,995.50	101.50	-	101.50
		Roosevelt Cty 230 Brkr 1/2 Total				**$ 9,921,260.66**	**$ 5,848.53**	**$ (160.83)**	**$ 5,687.70**
531									
532	Electric Transmission	Roosevelt T33 Terminal Upgrade	A.0000087.001	Roosevelt T33 Terminal Upgrade	2017-11	$ 331,632.02	$ 1,821.98	$ -	$ 1,821.98
		Roosevelt T33 Terminal Upgrade Total				**$ 331,632.02**	**$ 1,821.98**	**$ -**	**$ 1,821.98**
533									
534	Electric Transmission	Roswell Loop	A.0000522.001	Capitan-Price 115 kV Line, Li	2017-11	$ 633,654.94	$ 34,708.91	$ -	$ 34,708.91
535	Electric Transmission	Roswell Loop	A.0000522.002	Price-Chaves 115 kV Line Line	2017-11	8,229,172.85	65,732.52	(3,363.78)	62,368.74
536	Electric Transmission	Roswell Loop	A.0000522.004	Chaves-Price-Capitan 115 kV Ca	2018-01	(1,814.09)	3,756.83	(240.18)	3,516.65
537	Electric Transmission	Roswell Loop	A.0000522.004	Chaves-Price-Capitan 115 kV Ca	2019-03	1,661,653.47	-	-	-
538	Electric Transmission	Roswell Loop	A.0000522.005	Chaves-Price-Capitan 115 kV C	2018-01	813,084.19	15,184.80	(1.32)	15,183.48
539	Electric Transmission	Roswell Loop	A.0000522.006	Chaves-Price-Capitan 115 kV Li	2015-08	2,565.35	-	-	-
540	Electric Transmission	Roswell Loop	A.0000522.006	Chaves-Price-Capitan 115 kV Li	2017-06	16,898.95	16,890.42	-	16,890.42
541	Electric Transmission	Roswell Loop	A.0000522.009	Z09 69kV Line Removal Trans	2017-12	1,807,411.56	9,421.54	-	9,421.54
542	Electric Transmission	Roswell Loop	A.0000522.013	Roswell Interchange W49 Relay	2018-01	87,569.71	4,318.21	-	4,318.21
		Roswell Loop Total				**$ 13,250,196.93**	**$ 150,013.23**	**$ (3,605.28)**	**$ 146,407.95**
543									
544	Electric Transmission	S&E - SPS Line	A.0000303.006	SPS 2015 S&E B 230kV Line	2016-08	$ 3,879.63	$ -	$ 30.87	$ 30.87
545	Electric Transmission	S&E - SPS Line	A.0000303.006	SPS 2015 S&E B 230kV Line	2015-12	1,657.77	-	-	-
546	Electric Transmission	S&E - SPS Line	A.0000303.006	SPS 2015 S&E B 230kV Line	2016-08	(1,603.58)	-	-	-
547	Electric Transmission	S&E - SPS Line	A.0000303.007	SPS 2016 S&E B 230kV Line	2016-07	8.44	8.99	-	8.99
548	Electric Transmission	S&E - SPS Line	A.0000303.007	SPS 2016 S&E B 230kV Line	2017-10	94,108.91	-	-	-
549	Electric Transmission	S&E - SPS Line	A.0000303.007	SPS 2016 S&E B 230kV Line	2017-02	13,784.29	-	-	-
550	Electric Transmission	S&E - SPS Line	A.0000303.007	SPS 2016 S&E B 230kV Line	2017-02	1,060.66	-	-	-
551	Electric Transmission	S&E - SPS Line	A.0000303.007	SPS 2016 S&E B 230kV Line	2017-04	479.85	-	-	-

Southwestern Public Service Company

Transmission Capital Additions for July 1, 2017 through March 31, 2019
Summary of Projects

	(A)	(J)	(K)	(L)	(M)
Line No.	Asset Class	Total Native Charges (Column F less I) Within the Total Additions to Plant-in-Service Shown in Column (F)	WBS Level 1 Project Group Description	Cost Recovery Method	Project Category
521	Electric Transmission	32.83			
522	Electric Transmission	(96.42)			
		$ 38,184.90	**This project installed a new 115-kV bus and a new 115/34.5-kV transformer at the Pringle Substation. This work was needed to serve increased load in the area and to increase reliability. Pringle Substation is located north of Amarillo, TX.**	**SPS Zonal**	**SR/LI**
523					
524	Electric Transmission	$ 7,701.75			
		$ 7,701.75	**This project installed the transmission equipment needed for the installation of a distribution transformer at the Pringle Substation.**	**SPS Zonal**	**LI**
525					
526	Electric Transmission	$ (24,975.75)			
527	Electric Transmission	(17.64)			
		$ (24,993.39)	**This project installed two new 115-kV terminals and a new 500' transmission line tap at Puckett West Substation. This project increased the reliability of Puckett West Substation by making two transmission sources available to it. SPP issued SPS a NTC for this project.**	**SPP Base Plan/SPS Zonal**	**RE**
528					
529	Electric Transmission	$ 9,496,678.96			
530	Electric Transmission	418,894.00			
		$ 9,915,572.96	**The project re-configured the Roosevelt County Substation 230-kV bus to a double-bus, double breaker configuration to accommodate the addition of the Pleasant Hill 230-kV line terminal. The upgraded configuration improves reliability and mitigates long-term outages in the event of a breaker that fails to open.**	**SPS Zonal**	**RE**
531					
532	Electric Transmission	$ 329,810.04			
		$ 329,810.04	**This project replaces the wave trap, capacitance-coupled voltage transformer ("CCVT") and switches at the Roosevelt Substation.**	**SPP Base Plan**	**RE**
533					
534	Electric Transmission	$ 598,946.03			
535	Electric Transmission	8,166,804.11			
536	Electric Transmission	(5,330.74)			
537	Electric Transmission	1,661,653.47			
538	Electric Transmission	797,900.71			
539	Electric Transmission	2,565.35			
540	Electric Transmission	8.53			
541	Electric Transmission	1,797,990.02			
542	Electric Transmission	83,251.50			
		$ 13,103,788.98	**This project constructed a new 115-kV line between the Chaves County, Price and Capitan substations along with the conversion of the Price 69-kV substation to 115-kV. This project is on the north side of Roswell, New Mexico. SPP issued SPS a NTC for this project.**	**SPP Base Plan**	**RE**
543					
544	Electric Transmission	$ 3,848.76			
545	Electric Transmission	1,657.77			
546	Electric Transmission	(1,603.58)			
547	Electric Transmission	(0.55)			
548	Electric Transmission	94,108.91			
549	Electric Transmission	13,784.29			
550	Electric Transmission	1,060.66			
551	Electric Transmission	479.85			

Southwestern Public Service Company

Transmission Capital Additions for July 1, 2017 through March 31, 2019
Summary of Projects

	(A)	(B)	(C)	(D)	(E)	(F)	(G)	(H)	(I)
Line No.	Asset Class	WBS Level 1 Project Group Name	WBS Level 2 Number	WBS Level 2 Description	In-Service Date (year-month)	Additions to Plant-In-Service (July 1, 2017 - March 31, 2019)	XES Charges (Included in Column F)	Other Affiliate Charges (Included in Column F)	Total Affiliate Charges (Included in Column F)
552	Electric Transmission	S&E - SPS Line	A.0000303.007	SPS 2016 S&E B 230kV Line	2017-04	(45,824.00)	-	-	-
553	Electric Transmission	S&E - SPS Line	A.0000303.007	SPS 2016 S&E B 230kV Line	2017-03	(430,919.71)	31,034.52	(2,151.15)	28,883.37
554	Electric Transmission	S&E - SPS Line	A.0000303.007	SPS 2016 S&E B 230kV Line	2017-04	(2,861.56)	-	-	-
555	Electric Transmission	S&E - SPS Line	A.0000303.007	SPS 2016 S&E B 230kV Line	2017-04	(33,177.20)	-	-	-
556	Electric Transmission	S&E - SPS Line	A.0000303.007	SPS 2016 S&E B 230kV Line	2018-09	(22.76)	315.17	(1.37)	313.80
557	Electric Transmission	S&E - SPS Line	A.0000303.007	SPS 2016 S&E B 230kV Line	2017-06	43,431.17	-	(225.00)	(225.00)
558	Electric Transmission	S&E - SPS Line	A.0000303.007	SPS 2016 S&E B 230kV Line	2018-10	0.01	-	-	-
559	Electric Transmission	S&E - SPS Line	A.0000303.007	SPS 2016 S&E B 230kV Line	2018-10	(0.02)	-	-	-
560	Electric Transmission	S&E - SPS Line	A.0000303.007	SPS 2016 S&E B 230kV Line	2018-05	544,342.09	2,115.03	-	2,115.03
561	Electric Transmission	S&E - SPS Line	A.0000303.007	SPS 2016 S&E B 230kV Line	2017-12	24,332.37	-	-	-
562	Electric Transmission	S&E - SPS Line	A.0000303.007	SPS 2016 S&E B 230kV Line	2017-10	33,776.92	-	-	-
563	Electric Transmission	S&E - SPS Line	A.0000303.007	SPS 2016 S&E B 230kV Line	2017-10	186,252.59	10,272.73	-	10,272.73
564	Electric Transmission	S&E - SPS Line	A.0000303.007	SPS 2016 S&E B 230kV Line	2018-05	95,212.47	-	-	-
565	Electric Transmission	S&E - SPS Line	A.0000303.007	SPS 2016 S&E B 230kV Line	2017-11	28,750.79	-	-	-
566	Electric Transmission	S&E - SPS Line	A.0000303.007	SPS 2016 S&E B 230kV Line	2018-05	26,956.39	-	-	-
567	Electric Transmission	S&E - SPS Line	A.0000303.007	SPS 2016 S&E B 230kV Line	2019-01	54.60	-	-	-
568	Electric Transmission	S&E - SPS Line	A.0000303.007	SPS 2016 S&E B 230kV Line	2018-12	2,805,548.88	18,762.36	125.11	18,887.47
569	Electric Transmission	S&E - SPS Line	A.0000303.007	SPS 2016 S&E B 230kV Line	2018-05	17,205.70	-	-	-
570	Electric Transmission	S&E - SPS Line	A.0000303.007	SPS 2016 S&E B 230kV Line	2018-05	28,784.31	-	-	-
571	Electric Transmission	S&E - SPS Line	A.0000303.007	SPS 2016 S&E B 230kV Line	2018-05	207,661.58	2,098.62	92.34	2,190.96
572	Electric Transmission	S&E - SPS Line	A.0000303.007	SPS 2016 S&E B 230kV Line	2018-05	13,648.65	0.00	-	0.00
573	Electric Transmission	S&E - SPS Line	A.0000303.007	SPS 2016 S&E B 230kV Line	2018-06	22,105.69	-	-	-
574	Electric Transmission	S&E - SPS Line	A.0000303.007	SPS 2016 S&E B 230kV Line	2018-08	9,201.15	-	-	-
575	Electric Transmission	S&E - SPS Line	A.0000303.007	SPS 2016 S&E B 230kV Line	2017-08	(152,584.45)	(3,755.90)	-	(3,755.90)
576	Electric Transmission	S&E - SPS Line	A.0000303.007	SPS 2016 S&E B 230kV Line	2018-06	2,947.29	-	-	-
577	Electric Transmission	S&E - SPS Line	A.0000303.007	SPS 2016 S&E B 230kV Line	2017-11	2,980.12	-	-	-
578	Electric Transmission	S&E - SPS Line	A.0000303.007	SPS 2016 S&E B 230kV Line	2018-08	32,383.73	-	-	-
579	Electric Transmission	S&E - SPS Line	A.0000303.007	SPS 2016 S&E B 230kV Line	2018-07	19,031.65	-	-	-
580	Electric Transmission	S&E - SPS Line	A.0000303.007	SPS 2016 S&E B 230kV Line	2018-06	22,590.21	-	-	-
581	Electric Transmission	S&E - SPS Line	A.0000303.007	SPS 2016 S&E B 230kV Line	2018-08	86,497.61	-	-	-
582	Electric Transmission	S&E - SPS Line	A.0000303.007	SPS 2016 S&E B 230kV Line	2019-02	(0.01)	-	-	-
583	Electric Transmission	S&E - SPS Line	A.0000303.028	SPS 2015 S&E TX B 69kV Line	2016-02	77.65	-	84.38	84.38
584	Electric Transmission	S&E - SPS Line	A.0000303.029	SPS 2015 S&E TX B115kVLine	2016-02	2,594.28	-	-	-
585	Electric Transmission	S&E - SPS Line	A.0000303.030	SPS 2015 S&E TX B345kV Line	2015-05	(61.94)	-	-	-
586	Electric Transmission	S&E - SPS Line	A.0000303.033	SPS 2015 S&E NM B 230kVLine	2016-06	(9,093.00)	-	(7.41)	(7.41)
587	Electric Transmission	S&E - SPS Line	A.0000303.040	SPS S&E 69kV Line NM 2016	2016-07	881.45	940.30	-	940.30
588	Electric Transmission	S&E - SPS Line	A.0000303.040	SPS S&E 69kV Line NM 2016	2017-02	(2,578.11)	-	-	-
589	Electric Transmission	S&E - SPS Line	A.0000303.040	SPS S&E 69kV Line NM 2016	2018-08	3,666.31	-	-	-
590	Electric Transmission	S&E - SPS Line	A.0000303.040	SPS S&E 69kV Line NM 2016	2018-11	69,895.67	-	-	-
591	Electric Transmission	S&E - SPS Line	A.0000303.040	SPS S&E 69kV Line NM 2016	2018-08	6,783.40	-	-	-
592	Electric Transmission	S&E - SPS Line	A.0000303.041	SPS S&E 115kV Line NM 2016	2016-04	41,325.03	-	-	-
593	Electric Transmission	S&E - SPS Line	A.0000303.041	SPS S&E 115kV Line NM 2016	2018-07	10,475.17	-	-	-
594	Electric Transmission	S&E - SPS Line	A.0000303.041	SPS S&E 115kV Line NM 2016	2018-05	68,301.44	-	-	-
595	Electric Transmission	S&E - SPS Line	A.0000303.042	SPS S&E 230kV Line NM 2016	2017-12	12,133.41	-	-	-
596	Electric Transmission	S&E - SPS Line	A.0000303.044	SPS S&E 69kV Line TX 2016	2016-11	153.85	-	-	-
597	Electric Transmission	S&E - SPS Line	A.0000303.044	SPS S&E 69kV Line TX 2016	2017-11	(847.67)	-	-	-
598	Electric Transmission	S&E - SPS Line	A.0000303.044	SPS S&E 69kV Line TX 2016	2016-11	1,831.04	-	-	-
599	Electric Transmission	S&E - SPS Line	A.0000303.044	SPS S&E 69kV Line TX 2016	2016-11	43,189.00	4,504.54	-	4,504.54

Southwestern Public Service Company

Transmission Capital Additions for July 1, 2017 through March 31, 2019
Summary of Projects

	(A)	(J)	(K)	(L)	(M)
Line No.	Asset Class	Total Native Charges (Column F less I) Within the Total Additions to Plant-in-Service Shown in Column (F)	WBS Level 1 Project Group Description	Cost Recovery Method	Project Category
552	Electric Transmission	(45,824.00)			
553	Electric Transmission	(459,803.08)			
554	Electric Transmission	(2,861.56)			
555	Electric Transmission	(33,177.20)			
556	Electric Transmission	(336.56)			
557	Electric Transmission	43,656.17			
558	Electric Transmission	0.01			
559	Electric Transmission	(0.02)			
560	Electric Transmission	542,227.06			
561	Electric Transmission	24,332.37			
562	Electric Transmission	33,776.92			
563	Electric Transmission	175,979.86			
564	Electric Transmission	95,212.47			
565	Electric Transmission	28,750.79			
566	Electric Transmission	26,956.39			
567	Electric Transmission	54.60			
568	Electric Transmission	2,786,661.41			
569	Electric Transmission	17,205.70			
570	Electric Transmission	28,784.31			
571	Electric Transmission	205,470.62			
572	Electric Transmission	13,648.65			
573	Electric Transmission	22,105.69			
574	Electric Transmission	9,201.15			
575	Electric Transmission	(148,828.55)			
576	Electric Transmission	2,947.29			
577	Electric Transmission	2,980.12			
578	Electric Transmission	32,383.73			
579	Electric Transmission	19,031.65			
580	Electric Transmission	22,590.21			
581	Electric Transmission	86,497.61			
582	Electric Transmission	(0.01)			
583	Electric Transmission	(6.73)			
584	Electric Transmission	2,594.28			
585	Electric Transmission	(61.94)			
586	Electric Transmission	(9,085.59)			
587	Electric Transmission	(58.85)			
588	Electric Transmission	(2,578.11)			
589	Electric Transmission	3,666.31			
590	Electric Transmission	69,895.67			
591	Electric Transmission	6,783.40			
592	Electric Transmission	41,325.03			
593	Electric Transmission	10,475.17			
594	Electric Transmission	68,301.44			
595	Electric Transmission	12,133.41			
596	Electric Transmission	153.85			
597	Electric Transmission	(847.67)			
598	Electric Transmission	1,831.04			
599	Electric Transmission	38,684.46			

Southwestern Public Service Company

Transmission Capital Additions for July 1, 2017 through March 31, 2019
Summary of Projects

	(A)	(B)	(C)	(D)	(E)	(F)	(G)	(H)	(I)
Line No.	Asset Class	WBS Level 1 Project Group Name	WBS Level 2 Number	WBS Level 2 Description	In-Service Date (year-month)	Additions to Plant-In-Service (July 1, 2017 - March 31, 2019)	XES Charges (Included in Column F)	Other Affiliate Charges (Included in Column F)	Total Affiliate Charges (Included in Column F)
600	Electric Transmission	S&E - SPS Line	A.0000303.044	SPS S&E 69kV Line TX 2016	2017-01	(2,327.49)	-	-	-
601	Electric Transmission	S&E - SPS Line	A.0000303.044	SPS S&E 69kV Line TX 2016	2017-01	(2,832.85)	-	-	-
602	Electric Transmission	S&E - SPS Line	A.0000303.044	SPS S&E 69kV Line TX 2016	2017-02	1,026.89	-	-	-
603	Electric Transmission	S&E - SPS Line	A.0000303.044	SPS S&E 69kV Line TX 2016	2017-11	6,389.32	2,839.51	-	2,839.51
604	Electric Transmission	S&E - SPS Line	A.0000303.044	SPS S&E 69kV Line TX 2016	2017-02	(2,546.97)	-	-	-
605	Electric Transmission	S&E - SPS Line	A.0000303.044	SPS S&E 69kV Line TX 2016	2017-10	364,990.38	-	-	-
606	Electric Transmission	S&E - SPS Line	A.0000303.044	SPS S&E 69kV Line TX 2016	2017-05	230,666.84	-	62.14	62.14
607	Electric Transmission	S&E - SPS Line	A.0000303.044	SPS S&E 69kV Line TX 2016	2017-04	(2,063.14)	-	-	-
608	Electric Transmission	S&E - SPS Line	A.0000303.044	SPS S&E 69kV Line TX 2016	2017-11	18,593.57	-	-	-
609	Electric Transmission	S&E - SPS Line	A.0000303.044	SPS S&E 69kV Line TX 2016	2017-08	566,103.09	-	-	-
610	Electric Transmission	S&E - SPS Line	A.0000303.044	SPS S&E 69kV Line TX 2016	2017-11	382,392.35	-	-	-
611	Electric Transmission	S&E - SPS Line	A.0000303.044	SPS S&E 69kV Line TX 2016	2017-04	(7,806.93)	-	-	-
612	Electric Transmission	S&E - SPS Line	A.0000303.044	SPS S&E 69kV Line TX 2016	2017-10	17,580.53	-	-	-
613	Electric Transmission	S&E - SPS Line	A.0000303.044	SPS S&E 69kV Line TX 2016	2017-12	7,961.20	-	-	-
614	Electric Transmission	S&E - SPS Line	A.0000303.044	SPS S&E 69kV Line TX 2016	2018-05	99,526.44	1,827.78	-	1,827.78
615	Electric Transmission	S&E - SPS Line	A.0000303.044	SPS S&E 69kV Line TX 2016	2017-10	22,370.87	-	-	-
616	Electric Transmission	S&E - SPS Line	A.0000303.044	SPS S&E 69kV Line TX 2016	2017-10	7,520.27	-	-	-
617	Electric Transmission	S&E - SPS Line	A.0000303.044	SPS S&E 69kV Line TX 2016	2017-10	517,961.55	-	-	-
618	Electric Transmission	S&E - SPS Line	A.0000303.044	SPS S&E 69kV Line TX 2016	2017-12	1,959.95	-	-	-
619	Electric Transmission	S&E - SPS Line	A.0000303.044	SPS S&E 69kV Line TX 2016	2017-11	10,572.92	-	-	-
620	Electric Transmission	S&E - SPS Line	A.0000303.044	SPS S&E 69kV Line TX 2016	2017-11	4,407.58	-	-	-
621	Electric Transmission	S&E - SPS Line	A.0000303.044	SPS S&E 69kV Line TX 2016	2017-10	7,464.63	-	-	-
622	Electric Transmission	S&E - SPS Line	A.0000303.044	SPS S&E 69kV Line TX 2016	2018-07	9,227.47	-	-	-
623	Electric Transmission	S&E - SPS Line	A.0000303.044	SPS S&E 69kV Line TX 2016	2018-07	5,182.34	-	-	-
624	Electric Transmission	S&E - SPS Line	A.0000303.044	SPS S&E 69kV Line TX 2016	2017-10	29,660.99	-	-	-
625	Electric Transmission	S&E - SPS Line	A.0000303.044	SPS S&E 69kV Line TX 2016	2017-10	63,865.39	-	-	-
626	Electric Transmission	S&E - SPS Line	A.0000303.044	SPS S&E 69kV Line TX 2016	2017-10	12,413.08	-	-	-
627	Electric Transmission	S&E - SPS Line	A.0000303.044	SPS S&E 69kV Line TX 2016	2017-12	100,645.45	-	-	-
628	Electric Transmission	S&E - SPS Line	A.0000303.044	SPS S&E 69kV Line TX 2016	2018-07	5,343.91	-	-	-
629	Electric Transmission	S&E - SPS Line	A.0000303.044	SPS S&E 69kV Line TX 2016	2018-05	61,398.00	-	-	-
630	Electric Transmission	S&E - SPS Line	A.0000303.044	SPS S&E 69kV Line TX 2016	2018-05	50,320.45	-	-	-
631	Electric Transmission	S&E - SPS Line	A.0000303.044	SPS S&E 69kV Line TX 2016	2018-05	99,716.49	-	-	-
632	Electric Transmission	S&E - SPS Line	A.0000303.044	SPS S&E 69kV Line TX 2016	2018-05	19,533.00	-	-	-
633	Electric Transmission	S&E - SPS Line	A.0000303.044	SPS S&E 69kV Line TX 2016	2018-08	10,630.25	-	-	-
634	Electric Transmission	S&E - SPS Line	A.0000303.044	SPS S&E 69kV Line TX 2016	2018-07	4,471.36	-	-	-
635	Electric Transmission	S&E - SPS Line	A.0000303.044	SPS S&E 69kV Line TX 2016	2018-07	9,391.10	-	-	-
636	Electric Transmission	S&E - SPS Line	A.0000303.044	SPS S&E 69kV Line TX 2016	2018-06	15,012.03	-	-	-
637	Electric Transmission	S&E - SPS Line	A.0000303.044	SPS S&E 69kV Line TX 2016	2018-07	109,692.67	1,812.17	-	1,812.17
638	Electric Transmission	S&E - SPS Line	A.0000303.044	SPS S&E 69kV Line TX 2016	2018-07	33,870.31	-	-	-
639	Electric Transmission	S&E - SPS Line	A.0000303.044	SPS S&E 69kV Line TX 2016	2018-08	11,154.53	-	-	-
640	Electric Transmission	S&E - SPS Line	A.0000303.044	SPS S&E 69kV Line TX 2016	2018-07	182,814.51	261.74	-	261.74
641	Electric Transmission	S&E - SPS Line	A.0000303.044	SPS S&E 69kV Line TX 2016	2018-07	195,448.63	558.82	-	558.82
642	Electric Transmission	S&E - SPS Line	A.0000303.044	SPS S&E 69kV Line TX 2016	2018-11	6,954.24	-	-	-
643	Electric Transmission	S&E - SPS Line	A.0000303.044	SPS S&E 69kV Line TX 2016	2018-07	24,473.95	-	-	-
644	Electric Transmission	S&E - SPS Line	A.0000303.044	SPS S&E 69kV Line TX 2016	2018-11	1,575.43	-	-	-
645	Electric Transmission	S&E - SPS Line	A.0000303.044	SPS S&E 69kV Line TX 2016	2018-09	20,822.09	-	-	-
646	Electric Transmission	S&E - SPS Line	A.0000303.044	SPS S&E 69kV Line TX 2016	2018-10	5,346.86	-	-	-
647	Electric Transmission	S&E - SPS Line	A.0000303.044	SPS S&E 69kV Line TX 2016	2018-11	8,105.70	-	-	-

Southwestern Public Service Company

Transmission Capital Additions for July 1, 2017 through March 31, 2019
Summary of Projects

	(A)	(J)	(K)	(L)	(M)
Line No.	**Asset Class**	**Total Native Charges (Column F less I) Within the Total Additions to Plant-in-Service Shown in Column (F)**	**WBS Level 1 Project Group Description**	**Cost Recovery Method**	**Project Category**
600	Electric Transmission	(2,327.49)			
601	Electric Transmission	(2,832.85)			
602	Electric Transmission	1,026.89			
603	Electric Transmission	3,549.81			
604	Electric Transmission	(2,546.97)			
605	Electric Transmission	364,990.38			
606	Electric Transmission	230,604.70			
607	Electric Transmission	(2,063.14)			
608	Electric Transmission	18,593.57			
609	Electric Transmission	566,103.09			
610	Electric Transmission	382,392.35			
611	Electric Transmission	(7,806.93)			
612	Electric Transmission	17,580.53			
613	Electric Transmission	7,961.20			
614	Electric Transmission	97,698.66			
615	Electric Transmission	22,370.87			
616	Electric Transmission	7,520.27			
617	Electric Transmission	517,961.55			
618	Electric Transmission	1,959.95			
619	Electric Transmission	10,572.92			
620	Electric Transmission	4,407.58			
621	Electric Transmission	7,464.63			
622	Electric Transmission	9,227.47			
623	Electric Transmission	5,182.34			
624	Electric Transmission	29,660.99			
625	Electric Transmission	63,865.39			
626	Electric Transmission	12,413.08			
627	Electric Transmission	100,645.45			
628	Electric Transmission	5,343.91			
629	Electric Transmission	61,398.00			
630	Electric Transmission	50,320.45			
631	Electric Transmission	99,716.49			
632	Electric Transmission	19,533.00			
633	Electric Transmission	10,630.25			
634	Electric Transmission	4,471.36			
635	Electric Transmission	9,391.10			
636	Electric Transmission	15,012.03			
637	Electric Transmission	107,880.50			
638	Electric Transmission	33,870.31			
639	Electric Transmission	11,154.53			
640	Electric Transmission	182,552.77			
641	Electric Transmission	194,889.81			
642	Electric Transmission	6,954.24			
643	Electric Transmission	24,473.95			
644	Electric Transmission	1,575.43			
645	Electric Transmission	20,822.09			
646	Electric Transmission	5,346.86			
647	Electric Transmission	8,105.70			

Southwestern Public Service Company

Transmission Capital Additions for July 1, 2017 through March 31, 2019
Summary of Projects

	(A)	(B)	(C)	(D)	(E)	(F)	(G)	(H)	(I)
Line No.	Asset Class	WBS Level 1 Project Group Name	WBS Level 2 Number	WBS Level 2 Description	In-Service Date (year-month)	Additions to Plant-In-Service (July 1, 2017 - March 31, 2019)	XES Charges (Included in Column F)	Other Affiliate Charges (Included in Column F)	Total Affiliate Charges (Included in Column F)
648	Electric Transmission	S&E - SPS Line	A.0000303.044	SPS S&E 69kV Line TX 2016	2017-04	(9.70)	-	-	-
649	Electric Transmission	S&E - SPS Line	A.0000303.044	SPS S&E 69kV Line TX 2016	2018-11	3,513.20	-	-	-
650	Electric Transmission	S&E - SPS Line	A.0000303.044	SPS S&E 69kV Line TX 2016	2017-04	(1,491.82)	-	-	-
651	Electric Transmission	S&E - SPS Line	A.0000303.044	SPS S&E 69kV Line TX 2016	2017-04	(2,648.69)	-	-	-
652	Electric Transmission	S&E - SPS Line	A.0000303.044	SPS S&E 69kV Line TX 2016	2017-04	(7,630.44)	-	-	-
653	Electric Transmission	S&E - SPS Line	A.0000303.044	SPS S&E 69kV Line TX 2016	2018-06	480,633.23	-	-	-
654	Electric Transmission	S&E - SPS Line	A.0000303.045	SPS S&E 115kV Line TX 2016	2017-04	(3,824.70)	-	-	-
655	Electric Transmission	S&E - SPS Line	A.0000303.045	SPS S&E 115kV Line TX 2016	2016-11	483.01	521.94	-	521.94
656	Electric Transmission	S&E - SPS Line	A.0000303.045	SPS S&E 115kV Line TX 2016	2017-01	2,964.65	-	-	-
657	Electric Transmission	S&E - SPS Line	A.0000303.045	SPS S&E 115kV Line TX 2016	2017-02	361.36	-	-	-
658	Electric Transmission	S&E - SPS Line	A.0000303.045	SPS S&E 115kV Line TX 2016	2017-10	294,901.35	-	-	-
659	Electric Transmission	S&E - SPS Line	A.0000303.045	SPS S&E 115kV Line TX 2016	2017-02	(1,497.69)	-	-	-
660	Electric Transmission	S&E - SPS Line	A.0000303.045	SPS S&E 115kV Line TX 2016	2017-04	23,995.32	-	-	-
661	Electric Transmission	S&E - SPS Line	A.0000303.045	SPS S&E 115kV Line TX 2016	2017-11	19,663.85	-	-	-
662	Electric Transmission	S&E - SPS Line	A.0000303.045	SPS S&E 115kV Line TX 2016	2017-03	(734.43)	-	-	-
663	Electric Transmission	S&E - SPS Line	A.0000303.045	SPS S&E 115kV Line TX 2016	2017-11	27,404.93	-	-	-
664	Electric Transmission	S&E - SPS Line	A.0000303.045	SPS S&E 115kV Line TX 2016	2017-04	13,627.90	-	98.15	98.15
665	Electric Transmission	S&E - SPS Line	A.0000303.045	SPS S&E 115kV Line TX 2016	2017-04	(25,040.13)	-	-	-
666	Electric Transmission	S&E - SPS Line	A.0000303.045	SPS S&E 115kV Line TX 2016	2017-10	(444.03)	-	-	-
667	Electric Transmission	S&E - SPS Line	A.0000303.045	SPS S&E 115kV Line TX 2016	2017-10	27,340.30	-	-	-
668	Electric Transmission	S&E - SPS Line	A.0000303.045	SPS S&E 115kV Line TX 2016	2018-05	397,417.93	-	-	-
669	Electric Transmission	S&E - SPS Line	A.0000303.045	SPS S&E 115kV Line TX 2016	2018-06	42,384.08	-	-	-
670	Electric Transmission	S&E - SPS Line	A.0000303.045	SPS S&E 115kV Line TX 2016	2017-10	58,919.59	-	-	-
671	Electric Transmission	S&E - SPS Line	A.0000303.045	SPS S&E 115kV Line TX 2016	2017-10	21,922.44	-	-	-
672	Electric Transmission	S&E - SPS Line	A.0000303.045	SPS S&E 115kV Line TX 2016	2017-10	10,304.78	-	-	-
673	Electric Transmission	S&E - SPS Line	A.0000303.045	SPS S&E 115kV Line TX 2016	2017-11	222,701.75	995.22	-	995.22
674	Electric Transmission	S&E - SPS Line	A.0000303.045	SPS S&E 115kV Line TX 2016	2018-05	36,634.78	-	-	-
675	Electric Transmission	S&E - SPS Line	A.0000303.045	SPS S&E 115kV Line TX 2016	2018-05	457,250.01	-	-	-
676	Electric Transmission	S&E - SPS Line	A.0000303.045	SPS S&E 115kV Line TX 2016	2018-05	151,075.41	-	-	-
677	Electric Transmission	S&E - SPS Line	A.0000303.045	SPS S&E 115kV Line TX 2016	2018-05	16,581.53	-	-	-
678	Electric Transmission	S&E - SPS Line	A.0000303.045	SPS S&E 115kV Line TX 2016	2018-05	14,026.56	-	-	-
679	Electric Transmission	S&E - SPS Line	A.0000303.045	SPS S&E 115kV Line TX 2016	2018-09	844,527.66	-	-	-
680	Electric Transmission	S&E - SPS Line	A.0000303.045	SPS S&E 115kV Line TX 2016	2018-05	18,358.43	-	-	-
681	Electric Transmission	S&E - SPS Line	A.0000303.045	SPS S&E 115kV Line TX 2016	2018-05	102,275.07	1,310.13	-	1,310.13
682	Electric Transmission	S&E - SPS Line	A.0000303.045	SPS S&E 115kV Line TX 2016	2018-09	8,731.57	-	-	-
683	Electric Transmission	S&E - SPS Line	A.0000303.045	SPS S&E 115kV Line TX 2016	2018-06	10,229.29	-	-	-
684	Electric Transmission	S&E - SPS Line	A.0000303.045	SPS S&E 115kV Line TX 2016	2018-06	15,534.09	1,981.69	-	1,981.69
685	Electric Transmission	S&E - SPS Line	A.0000303.045	SPS S&E 115kV Line TX 2016	2018-08	48,903.07	747.57	-	747.57
686	Electric Transmission	S&E - SPS Line	A.0000303.045	SPS S&E 115kV Line TX 2016	2018-07	73,085.41	624.54	-	624.54
687	Electric Transmission	S&E - SPS Line	A.0000303.045	SPS S&E 115kV Line TX 2016	2018-07	200,879.47	13,114.62	-	13,114.62
688	Electric Transmission	S&E - SPS Line	A.0000303.045	SPS S&E 115kV Line TX 2016	2018-07	174,457.80	-	-	-
689	Electric Transmission	S&E - SPS Line	A.0000303.045	SPS S&E 115kV Line TX 2016	2018-11	333,177.28	-	-	-
690	Electric Transmission	S&E - SPS Line	A.0000303.045	SPS S&E 115kV Line TX 2016	2019-01	160,760.33	-	-	-
691	Electric Transmission	S&E - SPS Line	A.0000303.045	SPS S&E 115kV Line TX 2016	2018-05	14,245.88	-	-	-
692	Electric Transmission	S&E - SPS Line	A.0000303.045	SPS S&E 115kV Line TX 2016	2018-05	6,415.82	-	-	-
693	Electric Transmission	S&E - SPS Line	A.0000303.045	SPS S&E 115kV Line TX 2016	2018-05	7,895.71	-	-	-
694	Electric Transmission	S&E - SPS Line	A.0000303.045	SPS S&E 115kV Line TX 2016	2018-11	12,302.62	-	-	-
695	Electric Transmission	S&E - SPS Line	A.0000303.045	SPS S&E 115kV Line TX 2016	2018-05	12,931.55	-	-	-

Southwestern Public Service Company

Transmission Capital Additions for July 1, 2017 through March 31, 2019
Summary of Projects

	(A)	(J)	(K)	(L)	(M)
Line No.	Asset Class	Total Native Charges (Column F less I) Within the Total Additions to Plant-in-Service Shown in Column (F)	WBS Level 1 Project Group Description	Cost Recovery Method	Project Category
648	Electric Transmission	(9.70)			
649	Electric Transmission	3,513.20			
650	Electric Transmission	(1,491.82)			
651	Electric Transmission	(2,648.69)			
652	Electric Transmission	(7,630.44)			
653	Electric Transmission	480,633.23			
654	Electric Transmission	(3,824.70)			
655	Electric Transmission	(38.93)			
656	Electric Transmission	2,964.65			
657	Electric Transmission	361.36			
658	Electric Transmission	294,901.35			
659	Electric Transmission	(1,497.69)			
660	Electric Transmission	23,995.32			
661	Electric Transmission	19,663.85			
662	Electric Transmission	(734.43)			
663	Electric Transmission	27,404.93			
664	Electric Transmission	13,529.75			
665	Electric Transmission	(25,040.13)			
666	Electric Transmission	(444.03)			
667	Electric Transmission	27,340.30			
668	Electric Transmission	397,417.93			
669	Electric Transmission	42,384.08			
670	Electric Transmission	58,919.59			
671	Electric Transmission	21,922.44			
672	Electric Transmission	10,304.78			
673	Electric Transmission	221,706.53			
674	Electric Transmission	36,634.78			
675	Electric Transmission	457,250.01			
676	Electric Transmission	151,075.41			
677	Electric Transmission	16,581.53			
678	Electric Transmission	14,026.56			
679	Electric Transmission	844,527.66			
680	Electric Transmission	18,358.43			
681	Electric Transmission	100,964.94			
682	Electric Transmission	8,731.57			
683	Electric Transmission	10,229.29			
684	Electric Transmission	13,552.40			
685	Electric Transmission	48,155.50			
686	Electric Transmission	72,460.87			
687	Electric Transmission	187,764.85			
688	Electric Transmission	174,457.80			
689	Electric Transmission	333,177.28			
690	Electric Transmission	160,760.33			
691	Electric Transmission	14,245.88			
692	Electric Transmission	6,415.82			
693	Electric Transmission	7,895.71			
694	Electric Transmission	12,302.62			
695	Electric Transmission	12,931.55			

Southwestern Public Service Company

Transmission Capital Additions for July 1, 2017 through March 31, 2019
Summary of Projects

	(A)	(B)	(C)	(D)	(E)	(F)	(G)	(H)	(I)
Line No.	Asset Class	WBS Level 1 Project Group Name	WBS Level 2 Number	WBS Level 2 Description	In-Service Date (year-month)	Additions to Plant-In-Service (July 1, 2017 - March 31, 2019)	XES Charges (Included in Column F)	Other Affiliate Charges (Included in Column F)	Total Affiliate Charges (Included in Column F)
696	Electric Transmission	S&E - SPS Line	A.0000303.045	SPS S&E 115kV Line TX 2016	2018-05	28,649.20	-	-	-
697	Electric Transmission	S&E - SPS Line	A.0000303.045	SPS S&E 115kV Line TX 2016	2017-02	(3,702.99)	-	-	-
698	Electric Transmission	S&E - SPS Line	A.0000303.045	SPS S&E 115kV Line TX 2016	2018-05	7,314.34	-	-	-
699	Electric Transmission	S&E - SPS Line	A.0000303.045	SPS S&E 115kV Line TX 2016	2018-07	5,826.14	-	-	-
700	Electric Transmission	S&E - SPS Line	A.0000303.045	SPS S&E 115kV Line TX 2016	2018-12	11,166.82	-	-	-
701	Electric Transmission	S&E - SPS Line	A.0000303.045	SPS S&E 115kV Line TX 2016	2018-05	325,026.08	-	-	-
702	Electric Transmission	S&E - SPS Line	A.0000303.045	SPS S&E 115kV Line TX 2016	2018-05	9,498.38	-	-	-
703	Electric Transmission	S&E - SPS Line	A.0000303.045	SPS S&E 115kV Line TX 2016	2018-09	88,319.39	-	-	-
704	Electric Transmission	S&E - SPS Line	A.0000303.046	SPS S&E 345kV Line TX 2016	2016-08	(373,620.89)	-	(2,926.43)	(2,926.43)
705	Electric Transmission	S&E - SPS Line	A.0000303.046	SPS S&E 345kV Line TX 2016	2017-10	2,619,485.59	582.24	-	582.24
706	Electric Transmission	S&E - SPS Line	A.0000303.046	SPS S&E 345kV Line TX 2016	2017-10	24,707.64	-	-	-
707	Electric Transmission	S&E - SPS Line	A.0000303.046	SPS S&E 345kV Line TX 2016	2017-11	195,241.15	1,685.43	-	1,685.43
708	Electric Transmission	S&E - SPS Line	A.0000303.047	SPS S&E 115kV Line OK 2016	2017-07	1,986,901.88	31,399.80	-	31,399.80
709	Electric Transmission	S&E - SPS Line	A.0000303.047	SPS S&E 115kV Line OK 2016	2018-06	50,597.01	953.58	-	953.58
710	Electric Transmission	S&E - SPS Line	A.0000303.047	SPS S&E 115kV Line OK 2016	2019-03	14,901.02	-	64.44	64.44
711	Electric Transmission	S&E - SPS Line	A.0000303.049	SPS S&E 345kV Line OK 2016	2017-02	2,010.00	-	-	-
712	Electric Transmission	S&E - SPS Line	A.0000303.050	SPS S&E 345kV Line KS 2016	2018-08	962,702.12	19,685.46	-	19,685.46
		S&E - SPS Line Total				**$ 17,577,910.70**	**$ 147,198.60**	**$ (4,753.93)**	**$ 142,444.67**
713									
714	Electric Transmission	S&E - SPS Sub	A.0000220.005	SPS 2015 S&E Sub	2018-01	$ 44,579.10	$ 1,157.61	$ -	$ 1,157.61
715	Electric Transmission	S&E - SPS Sub	A.0000220.005	SPS 2015 S&E Sub	2018-04	7,797.34	-	-	-
716	Electric Transmission	S&E - SPS Sub	A.0000220.006	SPS 2016 S&E Sub	2017-03	567.26	-	-	-
717	Electric Transmission	S&E - SPS Sub	A.0000220.006	SPS 2016 S&E Sub	2016-07	85.26	84.81	-	84.81
718	Electric Transmission	S&E - SPS Sub	A.0000220.006	SPS 2016 S&E Sub	2016-12	1.44	-	-	-
719	Electric Transmission	S&E - SPS Sub	A.0000220.006	SPS 2016 S&E Sub	2017-01	(1,449.94)	-	-	-
720	Electric Transmission	S&E - SPS Sub	A.0000220.006	SPS 2016 S&E Sub	2017-03	189.05	194.85	-	194.85
721	Electric Transmission	S&E - SPS Sub	A.0000220.006	SPS 2016 S&E Sub	2017-11	12,060.38	-	-	-
722	Electric Transmission	S&E - SPS Sub	A.0000220.006	SPS 2016 S&E Sub	2018-04	19,535.23	-	-	-
723	Electric Transmission	S&E - SPS Sub	A.0000220.006	SPS 2016 S&E Sub	2017-10	122,043.40	132.78	-	132.78
724	Electric Transmission	S&E - SPS Sub	A.0000220.006	SPS 2016 S&E Sub	2018-04	47,203.98	-	-	-
725	Electric Transmission	S&E - SPS Sub	A.0000220.006	SPS 2016 S&E Sub	2017-12	76,091.38	3,122.37	-	3,122.37
726	Electric Transmission	S&E - SPS Sub	A.0000220.006	SPS 2016 S&E Sub	2017-11	12,846.69	33.21	-	33.21
727	Electric Transmission	S&E - SPS Sub	A.0000220.006	SPS 2016 S&E Sub	2017-11	120,777.13	1,198.16	-	1,198.16
728	Electric Transmission	S&E - SPS Sub	A.0000220.006	SPS 2016 S&E Sub	2017-11	3,634.08	-	-	-
729	Electric Transmission	S&E - SPS Sub	A.0000220.006	SPS 2016 S&E Sub	2018-08	3,525.59	-	-	-
730	Electric Transmission	S&E - SPS Sub	A.0000220.006	SPS 2016 S&E Sub	2018-12	86,986.14	-	-	-
731	Electric Transmission	S&E - SPS Sub	A.0000220.006	SPS 2016 S&E Sub	2017-11	7,011.90	666.14	-	666.14
732	Electric Transmission	S&E - SPS Sub	A.0000220.006	SPS 2016 S&E Sub	2018-05	24,842.01	752.68	-	752.68
733	Electric Transmission	S&E - SPS Sub	A.0000220.006	SPS 2016 S&E Sub	2018-05	15,259.40	715.10	-	715.10
734	Electric Transmission	S&E - SPS Sub	A.0000220.006	SPS 2016 S&E Sub	2017-11	15,902.29	-	-	-
735	Electric Transmission	S&E - SPS Sub	A.0000220.006	SPS 2016 S&E Sub	2018-12	203,413.90	1,319.95	-	1,319.95
736	Electric Transmission	S&E - SPS Sub	A.0000220.006	SPS 2016 S&E Sub	2018-06	132,793.20	3,387.31	-	3,387.31
737	Electric Transmission	S&E - SPS Sub	A.0000220.006	SPS 2016 S&E Sub	2018-12	5,654.71	-	-	-
738	Electric Transmission	S&E - SPS Sub	A.0000220.006	SPS 2016 S&E Sub	2018-12	36,304.25	-	-	-
739	Electric Transmission	S&E - SPS Sub	A.0000220.006	SPS 2016 S&E Sub	2018-09	14,389.05	-	-	-
740	Electric Transmission	S&E - SPS Sub	A.0000220.006	SPS 2016 S&E Sub	2017-12	39,008.04	-	-	-
741	Electric Transmission	S&E - SPS Sub	A.0000220.006	SPS 2016 S&E Sub	2018-05	621,217.36	94,022.78	-	94,022.78

Southwestern Public Service Company

Transmission Capital Additions for July 1, 2017 through March 31, 2019
Summary of Projects

	(A)	(J)	(K)	(L)	(M)
Line No.	**Asset Class**	**Total Native Charges (Column F less I) Within the Total Additions to Plant-in-Service Shown in Column (F)**	**WBS Level 1 Project Group Description**	**Cost Recovery Method**	**Project Category**
696	Electric Transmission	28,649.20			
697	Electric Transmission	(3,702.99)			
698	Electric Transmission	7,314.34			
699	Electric Transmission	5,826.14			
700	Electric Transmission	11,166.82			
701	Electric Transmission	325,026.08			
702	Electric Transmission	9,498.38			
703	Electric Transmission	88,319.39			
704	Electric Transmission	(370,694.46)			
705	Electric Transmission	2,618,903.35			
706	Electric Transmission	24,707.64			
707	Electric Transmission	193,555.72			
708	Electric Transmission	1,955,502.08			
709	Electric Transmission	49,643.43			
710	Electric Transmission	14,836.58			
711	Electric Transmission	2,010.00			
712	Electric Transmission	943,016.66			
		$ 17,435,466.03	**These projects provided for the storm and emergency work orders for the replacement or capital repair of transmission line facilities damaged by inclement weather or natural disasters.**	**SPS Zonal**	**SR**
713					
714	Electric Transmission	$ 43,421.49			
715	Electric Transmission	7,797.34			
716	Electric Transmission	567.26			
717	Electric Transmission	0.45			
718	Electric Transmission	1.44			
719	Electric Transmission	(1,449.94)			
720	Electric Transmission	(5.80)			
721	Electric Transmission	12,060.38			
722	Electric Transmission	19,535.23			
723	Electric Transmission	121,910.62			
724	Electric Transmission	47,203.98			
725	Electric Transmission	72,969.01			
726	Electric Transmission	12,813.48			
727	Electric Transmission	119,578.97			
728	Electric Transmission	3,634.08			
729	Electric Transmission	3,525.59			
730	Electric Transmission	86,986.14			
731	Electric Transmission	6,345.76			
732	Electric Transmission	24,089.33			
733	Electric Transmission	14,544.30			
734	Electric Transmission	15,902.29			
735	Electric Transmission	202,093.95			
736	Electric Transmission	129,405.89			
737	Electric Transmission	5,654.71			
738	Electric Transmission	36,304.25			
739	Electric Transmission	14,389.05			
740	Electric Transmission	39,008.04			
741	Electric Transmission	527,194.58			

Southwestern Public Service Company

Transmission Capital Additions for July 1, 2017 through March 31, 2019
Summary of Projects

	(A)	(B)	(C)	(D)	(E)	(F)	(G)	(H)	(I)
Line No.	Asset Class	WBS Level 1 Project Group Name	WBS Level 2 Number	WBS Level 2 Description	In-Service Date (year-month)	Additions to Plant-In-Service (July 1, 2017 - March 31, 2019)	XES Charges (Included in Column F)	Other Affiliate Charges (Included in Column F)	Total Affiliate Charges (Included in Column F)
742	Electric Transmission	S&E - SPS Sub	A.0000220.006	SPS 2016 S&E Sub	2017-03	13,766.99	-	-	-
743	Electric Transmission	S&E - SPS Sub	A.0000220.006	SPS 2016 S&E Sub	2018-05	21,006.17	-	-	-
744	Electric Transmission	S&E - SPS Sub	A.0000220.006	SPS 2016 S&E Sub	2018-05	10,999.58	-	-	-
745	Electric Transmission	S&E - SPS Sub	A.0000220.006	SPS 2016 S&E Sub	2018-05	180,881.51	25.31	-	25.31
746	Electric Transmission	S&E - SPS Sub	A.0000220.006	SPS 2016 S&E Sub	2018-12	6,647.38	-	-	-
747	Electric Transmission	S&E - SPS Sub	A.0000220.006	SPS 2016 S&E Sub	2019-02	20,458.35	-	-	-
748	Electric Transmission	S&E - SPS Sub	A.0000220.006	SPS 2016 S&E Sub	2019-03	21,466.92	-	-	-
749	Electric Transmission	S&E - SPS Sub	A.0000220.006	SPS 2016 S&E Sub	2019-03	96,163.10	8,996.44	-	8,996.44
750	Electric Transmission	S&E - SPS Sub	A.0000220.006	SPS 2016 S&E Sub	2019-03	1,691.38	-	-	-
751	Electric Transmission	S&E - SPS Sub	A.0000220.006	SPS 2016 S&E Sub	2019-03	7,252.25	-	-	-
752	Electric Transmission	S&E - SPS Sub	A.0000220.006	SPS 2016 S&E Sub	2019-03	7,020.04	-	-	-
753	Electric Transmission	S&E - SPS Sub	A.0000220.007	SPS 2017 S&E Sub	2017-11	86,977.52	19.95	-	19.95
754	Electric Transmission	S&E - SPS Sub	A.0000220.007	SPS 2017 S&E Sub	2017-10	105,027.41	-	-	-
755	Electric Transmission	S&E - SPS Sub	A.0000220.007	SPS 2017 S&E Sub	2018-07	18,784.62	-	-	-
756	Electric Transmission	S&E - SPS Sub	A.0000220.007	SPS 2017 S&E Sub	2017-11	9,268.83	-	-	-
757	Electric Transmission	S&E - SPS Sub	A.0000220.007	SPS 2017 S&E Sub	2017-11	10,608.63	-	-	-
758	Electric Transmission	S&E - SPS Sub	A.0000220.007	SPS 2017 S&E Sub	2017-11	42,826.69	158.90	-	158.90
759	Electric Transmission	S&E - SPS Sub	A.0000220.007	SPS 2017 S&E Sub	2017-11	11,000.84	-	-	-
760	Electric Transmission	S&E - SPS Sub	A.0000220.007	SPS 2017 S&E Sub	2018-07	14,174.99	-	-	-
761	Electric Transmission	S&E - SPS Sub	A.0000220.007	SPS 2017 S&E Sub	2017-11	5,502.63	-	-	-
762	Electric Transmission	S&E - SPS Sub	A.0000220.007	SPS 2017 S&E Sub	2017-11	21,037.57	89.72	-	89.72
763	Electric Transmission	S&E - SPS Sub	A.0000220.007	SPS 2017 S&E Sub	2018-07	18,396.60	-	-	-
764	Electric Transmission	S&E - SPS Sub	A.0000220.007	SPS 2017 S&E Sub	2018-05	32,254.34	40.37	-	40.37
765	Electric Transmission	S&E - SPS Sub	A.0000220.007	SPS 2017 S&E Sub	2018-09	4,499.68	-	-	-
766	Electric Transmission	S&E - SPS Sub	A.0000220.007	SPS 2017 S&E Sub	2018-03	7,417.76	-	-	-
767	Electric Transmission	S&E - SPS Sub	A.0000220.007	SPS 2017 S&E Sub	2018-12	4,781.16	-	-	-
768	Electric Transmission	S&E - SPS Sub	A.0000220.007	SPS 2017 S&E Sub	2018-12	11,892.74	-	-	-
769	Electric Transmission	S&E - SPS Sub	A.0000220.007	SPS 2017 S&E Sub	2017-11	9,029.81	-	-	-
770	Electric Transmission	S&E - SPS Sub	A.0000220.007	SPS 2017 S&E Sub	2018-09	16,277.24	-	-	-
771	Electric Transmission	S&E - SPS Sub	A.0000220.007	SPS 2017 S&E Sub	2018-12	21,899.32	10,090.62	-	10,090.62
772	Electric Transmission	S&E - SPS Sub	A.0000220.007	SPS 2017 S&E Sub	2017-11	10,485.53	-	-	-
773	Electric Transmission	S&E - SPS Sub	A.0000220.007	SPS 2017 S&E Sub	2018-01	18,100.91	-	-	-
774	Electric Transmission	S&E - SPS Sub	A.0000220.007	SPS 2017 S&E Sub	2018-12	8,900.83	-	-	-
775	Electric Transmission	S&E - SPS Sub	A.0000220.007	SPS 2017 S&E Sub	2019-03	11,845.68	-	-	-
776	Electric Transmission	S&E - SPS Sub	A.0000220.007	SPS 2017 S&E Sub	2019-03	4,930.29	-	-	-
777	Electric Transmission	S&E - SPS Sub	A.0000220.007	SPS 2017 S&E Sub	2019-03	4,579.00	-	-	-
778	Electric Transmission	S&E - SPS Sub	A.0000220.012	SPS 2014 NM S&E B Sub	2016-04	(30.82)	-	-	-
779	Electric Transmission	S&E - SPS Sub	A.0000220.017	SPS 2015 NM S&E Sub	2016-08	(31,196.21)	-	-	-
780	Electric Transmission	S&E - SPS Sub	A.0000220.018	SPS 2016 NM S&E Sub	2017-04	670.18	-	-	-
781	Electric Transmission	S&E - SPS Sub	A.0000220.018	SPS 2016 NM S&E Sub	2017-04	18.73	-	-	-
782	Electric Transmission	S&E - SPS Sub	A.0000220.018	SPS 2016 NM S&E Sub	2018-08	5,862.09	-	-	-
783	Electric Transmission	S&E - SPS Sub	A.0000220.018	SPS 2016 NM S&E Sub	2017-11	35,596.80	-	-	-
784	Electric Transmission	S&E - SPS Sub	A.0000220.018	SPS 2016 NM S&E Sub	2018-05	6,655.10	-	-	-
785	Electric Transmission	S&E - SPS Sub	A.0000220.018	SPS 2016 NM S&E Sub	2017-12	18,003.86	-	-	-
786	Electric Transmission	S&E - SPS Sub	A.0000220.018	SPS 2016 NM S&E Sub	2018-12	17,440.08	-	-	-
787	Electric Transmission	S&E - SPS Sub	A.0000220.018	SPS 2016 NM S&E Sub	2018-05	208,623.83	3,783.44	-	3,783.44
788	Electric Transmission	S&E - SPS Sub	A.0000220.018	SPS 2016 NM S&E Sub	2018-05	7,293.68	-	-	-
789	Electric Transmission	S&E - SPS Sub	A.0000220.018	SPS 2016 NM S&E Sub	2018-12	8,399.93	-	-	-

Southwestern Public Service Company

Transmission Capital Additions for July 1, 2017 through March 31, 2019
Summary of Projects

	(A)	(J)	(K)	(L)	(M)
Line No.	Asset Class	Total Native Charges (Column F less I) Within the Total Additions to Plant-in-Service Shown in Column (F)	WBS Level 1 Project Group Description	Cost Recovery Method	Project Category
742	Electric Transmission	13,766.99			
743	Electric Transmission	21,006.17			
744	Electric Transmission	10,999.58			
745	Electric Transmission	180,856.20			
746	Electric Transmission	6,647.38			
747	Electric Transmission	20,458.35			
748	Electric Transmission	21,466.92			
749	Electric Transmission	87,166.66			
750	Electric Transmission	1,691.38			
751	Electric Transmission	7,252.25			
752	Electric Transmission	7,020.04			
753	Electric Transmission	86,957.57			
754	Electric Transmission	105,027.41			
755	Electric Transmission	18,784.62			
756	Electric Transmission	9,268.83			
757	Electric Transmission	10,608.63			
758	Electric Transmission	42,667.79			
759	Electric Transmission	11,000.84			
760	Electric Transmission	14,174.99			
761	Electric Transmission	5,502.63			
762	Electric Transmission	20,947.85			
763	Electric Transmission	18,396.60			
764	Electric Transmission	32,213.97			
765	Electric Transmission	4,499.68			
766	Electric Transmission	7,417.76			
767	Electric Transmission	4,781.16			
768	Electric Transmission	11,892.74			
769	Electric Transmission	9,029.81			
770	Electric Transmission	16,277.24			
771	Electric Transmission	11,808.70			
772	Electric Transmission	10,485.53			
773	Electric Transmission	18,100.91			
774	Electric Transmission	8,900.83			
775	Electric Transmission	11,845.68			
776	Electric Transmission	4,930.29			
777	Electric Transmission	4,579.00			
778	Electric Transmission	(30.82)			
779	Electric Transmission	(31,196.21)			
780	Electric Transmission	670.18			
781	Electric Transmission	18.73			
782	Electric Transmission	5,862.09			
783	Electric Transmission	35,596.80			
784	Electric Transmission	6,655.10			
785	Electric Transmission	18,003.86			
786	Electric Transmission	17,440.08			
787	Electric Transmission	204,840.39			
788	Electric Transmission	7,293.68			
789	Electric Transmission	8,399.93			

Southwestern Public Service Company

Transmission Capital Additions for July 1, 2017 through March 31, 2019
Summary of Projects

	(A)	(B)	(C)	(D)	(E)	(F)	(G)	(H)	(I)
Line No.	Asset Class	WBS Level 1 Project Group Name	WBS Level 2 Number	WBS Level 2 Description	In-Service Date (year-month)	Additions to Plant-In-Service (July 1, 2017 - March 31, 2019)	XES Charges (Included in Column F)	Other Affiliate Charges (Included in Column F)	Total Affiliate Charges (Included in Column F)
790	Electric Transmission	S&E - SPS Sub	A.0000220.018	SPS 2016 NM S&E Sub	2018-12	28,638.87	-	-	-
791	Electric Transmission	S&E - SPS Sub	A.0000220.018	SPS 2016 NM S&E Sub	2018-03	9,295.66	-	-	-
792	Electric Transmission	S&E - SPS Sub	A.0000220.018	SPS 2016 NM S&E Sub	2018-05	18,102.11	526.65	-	526.65
793	Electric Transmission	S&E - SPS Sub	A.0000220.018	SPS 2016 NM S&E Sub	2019-02	8,059.33	-	-	-
794	Electric Transmission	S&E - SPS Sub	A.0000220.018	SPS 2016 NM S&E Sub	2019-02	4,370.55	-	-	-
795	Electric Transmission	S&E - SPS Sub	A.0000220.024	SPS 2015 KS SE Sub	2017-11	3,146.36	-	-	-
796	Electric Transmission	S&E - SPS Sub	A.0000220.024	SPS 2015 KS SE Sub	2017-11	66,335.76	-	-	-
797	Electric Transmission	S&E - SPS Sub	A.0000220.024	SPS 2015 KS SE Sub	2018-11	63,393.19	-	-	-
798	Electric Transmission	S&E - SPS Sub	A.0000220.026	SPS 2015 OK SE Sub	2018-07	36,786.07	-	-	-
799	Electric Transmission	S&E - SPS Sub	A.0000220.026	SPS 2015 OK SE Sub	2018-04	6,303.27	-	-	-
800	Electric Transmission	S&E - SPS Sub	A.0000220.026	SPS 2015 OK SE Sub	2019-03	2,217.15	-	-	-
801	Electric Transmission	S&E - SPS Sub	A.0000220.031	SPS OK S&E Sub	2019-01	4,376.15	-	-	-
		S&E - SPS Sub Total				**$ 3,098,485.63**	**$ 130,519.15**	**$ -**	**$ 130,519.15**
802									
803	Electric Transmission	Salt Creek	A.0000549.001	Salt Creek Substation	2017-04	$ 2,027.06	$ 5,597.23	$ (0.70)	$ 5,596.53
804	Electric Transmission	Salt Creek	A.0000549.002	Wheeler-Salt Creek Line	2017-04	52,520.26	1,467.84	-	1,467.84
805	Electric Transmission	Salt Creek	A.0000549.004	Wheeler Substation	2017-04	2,145.80	113.53	-	113.53
		Salt Creek Total				**$ 56,693.12**	**$ 7,178.60**	**$ (0.70)**	**$ 7,177.90**
806									
807	Electric Transmission	Sand Dunes NM, Oil Patch	A.0000602.001	Sand Dunes, Sub	2014-06	$ 71,079.22	$ -	$ -	$ -
		Sand Dunes NM, Oil Patch Total				**$ 71,079.22**	**$ -**	**$ -**	**$ -**
808									
809	Electric Transmission	seminole intg 230/115kV xfmr #1 & #2 upgrades	A.0000494.001	Seminole Xfmr 1	2018-12	$ 3,024,673.01	$ 30,662.19	$ 24.00	$ 30,686.19
		seminole intg 230/115kV xfmr #1 & #2 upgrades Total				**$ 3,024,673.01**	**$ 30,662.19**	**$ 24.00**	**$ 30,686.19**
810									
811	Electric Transmission	Short Circuit Interrupting Duty 2016	A.0000513.002	Castro Co Breaker 8829 Replacement	2018-11	$ 333,142.16	$ 5,457.23	$ -	$ 5,457.23
812	Electric Transmission	Short Circuit Interrupting Duty 2016	A.0000513.004	Denver City Breaker W970 Replacemen	2018-11	484,084.51	4,132.31	-	4,132.31
813	Electric Transmission	Short Circuit Interrupting Duty 2016	A.0000513.005	Denver City Breaker W900 Replacemen	2018-10	567,129.80	10,091.84	-	10,091.84
		Short Circuit Interrupting Duty 2016 Total				**$ 1,384,356.47**	**$ 19,681.38**	**$ -**	**$ 19,681.38**
814									
815	Electric Transmission	Sierra Substation (RIAC Conversion)	A.0001300.009	Reterm 115KV Roswell City	2018-11	$ 177,640.43	$ 25,366.49	$ -	$ 25,366.49
816	Electric Transmission	Sierra Substation (RIAC Conversion)	A.0001300.013	Roswell Intg 115KVBkr One Half	2018-11	1,309,965.59	36,890.67	-	36,890.67
817	Electric Transmission	Sierra Substation (RIAC Conversion)	A.0001300.014	Wreckout Rebuild 115KV LineT24	2018-11	2,064,695.25	173,138.56	-	173,138.56
818	Electric Transmission	Sierra Substation (RIAC Conversion)	A.0001300.022	Relay Upgr Roswell City Rosw Intg	2018-11	266,549.88	648.89	-	648.89
819	Electric Transmission	Sierra Substation (RIAC Conversion)	A.0001300.023	T24 ROW	2017-12	253,795.04	33,227.54	-	33,227.54
820	Electric Transmission	Sierra Substation (RIAC Conversion)	A.0001300.025	Wreckout Rebuild Z09 Dble Ckt	2018-11	127,912.78	12,098.06	-	12,098.06

Southwestern Public Service Company

Transmission Capital Additions for July 1, 2017 through March 31, 2019
Summary of Projects

	(A)	(J)	(K)	(L)	(M)
Line No.	**Asset Class**	**Total Native Charges (Column F less I) Within the Total Additions to Plant-in-Service Shown in Column (F)**	**WBS Level 1 Project Group Description**	**Cost Recovery Method**	**Project Category**
790	Electric Transmission	28,638.87			
791	Electric Transmission	9,295.66			
792	Electric Transmission	17,575.46			
793	Electric Transmission	8,059.33			
794	Electric Transmission	4,370.55			
795	Electric Transmission	3,146.36			
796	Electric Transmission	66,335.76			
797	Electric Transmission	63,393.19			
798	Electric Transmission	36,786.07			
799	Electric Transmission	6,303.27			
800	Electric Transmission	2,217.15			
801	Electric Transmission	4,376.15			
		$ 2,967,966.48	**These projects provided for the storm and emergency work orders that repaired substation facilities damaged by inclement weather and natural disasters.**	**SPS Zonal**	**SR**
802					
803	Electric Transmission	$ (3,569.47)			
804	Electric Transmission	51,052.42			
805	Electric Transmission	2,032.27			
		$ 49,515.22	**This project constructed the new Salt Creek Substation and a radial 115-kV line from Wheeler Substation to serve it. Salt Creek Substation is located southeast of Wheeler, TX. This new substation was needed to serve increasing loads in the area.**	**SPS Zonal**	**LI**
806					
807	Electric Transmission	$ 71,079.22			
		$ 71,079.22	**This project upgraded the 115-kV transmission equipment needed to allow for a larger distribution transformer to be installed at Sand Dunes Substation.**	**SPS Zonal**	**LI**
808					
809	Electric Transmission	$ 2,993,986.82			
		se $ 2,993,986.82	**This project replaced the two 230/115-kV transformers at Seminole Interchange with two 246/283 MVA units. This project was needed for regional reliability to address the overload of the Seminole 230/115-kV transformers for the outage of the parallel Seminole 230/115-kV transformer. SPP issued SPS a NTC for this project.**	**SPP Base Plan**	**RE**
810					
811	Electric Transmission	$ 327,684.93			
812	Electric Transmission	479,952.20			
813	Electric Transmission	557,037.96			
		$ 1,364,675.09	**This project replaced various transmission circuit breakers where the transmission system had a higher available fault current than the interrupting rating of these particular circuit breakers.**	**SPS Zonal**	**RE**
814					
815	Electric Transmission	$ 152,273.94			
816	Electric Transmission	1,273,074.92			
817	Electric Transmission	1,891,556.69			
818	Electric Transmission	265,900.99			
819	Electric Transmission	220,567.50			
820	Electric Transmission	115,814.72			

Southwestern Public Service Company

Transmission Capital Additions for July 1, 2017 through March 31, 2019
Summary of Projects

	(A)	(B)	(C)	(D)	(E)	(F)	(G)	(H)	(I)
Line No.	Asset Class	WBS Level 1 Project Group Name	WBS Level 2 Number	WBS Level 2 Description	In-Service Date (year-month)	Additions to Plant-In-Service (July 1, 2017 - March 31, 2019)	XES Charges (Included in Column F)	Other Affiliate Charges (Included in Column F)	Total Affiliate Charges (Included in Column F)
		Sierra Substation (RIAC Conversion) Total				**$ 4,200,558.97**	**$ 281,370.21**	**$ -**	**$ 281,370.21**
821									
822	Electric Transmission	Soncy Dist. Transformer Conv.	A.0000616.001	Soncy Dist. Transformer Conv.	2018-12	$ 1,143,365.76	$ 50,950.19	$ -	$ 50,950.19
823	Electric Transmission	Soncy Dist. Transformer Conv.	A.0000616.002	115kV Line Tap to Soncy Line	2018-12	962,879.31	7,901.61	(1.13)	7,900.48
824	Electric Transmission	Soncy Dist. Transformer Conv.	A.0000616.006	69kV Line Tap to Soncy Line	2018-02	351,554.08	2,865.92	-	2,865.92
825	Electric Transmission	Soncy Dist. Transformer Conv.	A.0000616.008	Soncy ROW	2016-12	931.39	225.96	-	225.96
826	Electric Transmission	Soncy Dist. Transformer Conv.	A.0000616.010	Inst Str on T-37 for Z-33 SwL	2016-07	(1,278.56)	-	-	-
		Soncy Dist. Transformer Conv. Total				**$ 2,457,451.98**	**$ 61,943.68**	**$ (1.13)**	**$ 61,942.55**
827									
828	Electric Transmission	Springlake Sub. Conversion & T28 Tap	A.0000936.003	South Springlake-T28 Tap&Switc	2019-01	$ (5.17)	$ (5.26)	$ -	$ (5.26)
		Springlake Sub. Conversion & T28 Tap Total				**$ (5.17)**	**$ (5.26)**	**$ -**	**$ (5.26)**
829									
830	Electric Transmission	SPS Group 1 Switch Replacements	A.0000153.001	SPS Trans Switch Replmnt Line	2016-04	$ 349.45	$ 401.45	$ -	$ 401.45
831	Electric Transmission	SPS Group 1 Switch Replacements	A.0000153.001	SPS Trans Switch Replmnt Line	2016-09	1,554.75	1,907.18	-	1,907.18
832	Electric Transmission	SPS Group 1 Switch Replacements	A.0000153.001	SPS Trans Switch Replmnt Line	2014-01	(50,332.46)	-	-	-
833	Electric Transmission	SPS Group 1 Switch Replacements	A.0000153.001	SPS Trans Switch Replmnt Line	2017-09	328,945.28	3,216.54	-	3,216.54
834	Electric Transmission	SPS Group 1 Switch Replacements	A.0000153.002	NM Trans Switch replacement Li	2016-12	86.11	89.18	-	89.18
835	Electric Transmission	SPS Group 1 Switch Replacements	A.0000153.004	SPS Trans Switch Rplmnt 115kV	2018-07	63,303.71	-	-	-
836	Electric Transmission	SPS Group 1 Switch Replacements	A.0000153.005	NM Trans Switch Replace Line 69kV	2018-04	290,042.42	3,791.56	-	3,791.56
837	Electric Transmission	SPS Group 1 Switch Replacements	A.0000153.006	V02 Switch 2915 Replacement	2018-12	313,475.84	7,314.06	-	7,314.06
838	Electric Transmission	SPS Group 1 Switch Replacements	A.0000153.008	V77 Switch 4963 Replacement NM	2018-12	304,985.37	3,637.36	-	3,637.36
		SPS Group 1 Switch Replacements Total				**$ 1,252,410.47**	**$ 20,357.33**	**$ -**	**$ 20,357.33**
839									
840	Electric Transmission	SPS Line Capacity	A.0000427.001	SPS Line Capacity Line	2015-10	$ (175.84)	$ -	$ (1.24)	$ (1.24)
841	Electric Transmission	SPS Line Capacity	A.0000427.001	SPS Line Capacity Line	2015-11	12.06	-	-	-
842	Electric Transmission	SPS Line Capacity	A.0000427.001	SPS Line Capacity Line	2016-12	(375.91)	-	-	-
843	Electric Transmission	SPS Line Capacity	A.0000427.001	SPS Line Capacity Line	2015-08	162.59	97.23	-	97.23
844	Electric Transmission	SPS Line Capacity	A.0000427.003	Lidar Oklahoma SPS Line	2015-09	19.68	-	-	-
845	Electric Transmission	SPS Line Capacity	A.0000427.007	W20_Line Capacity Work	2016-12	279,704.81	-	-	-
846	Electric Transmission	SPS Line Capacity	A.0000427.011	K83_Line Capacity Work	2016-12	(1,092,313.07)	165.86	-	165.86
847	Electric Transmission	SPS Line Capacity	A.0000427.014	K21 Clearance Violations	2018-09	236,935.33	1,595.43	-	1,595.43
848	Electric Transmission	SPS Line Capacity	A.0000427.016	W14 Y98 Clearance Violations	2019-03	296,067.31	-	-	-

Southwestern Public Service Company

Transmission Capital Additions for July 1, 2017 through March 31, 2019
Summary of Projects

	(A)	(J)	(K)	(L)	(M)
Line No.	**Asset Class**	**Total Native Charges (Column F less I) Within the Total Additions to Plant-in-Service Shown in Column (F)**	**WBS Level 1 Project Group Description**	**Cost Recovery Method**	**Project Category**
		$ 3,919,188.76	**This project constructed a new 115-kV distribution substation and converted 2 miles of 69-kV transmission line to 115-kV operation. This project moved load from the 69-kV system to the 115-kV system, eliminating the contingency overloading problem on the 115/69-kV transformers at Roswell Interchange. SPP issued SPS a NTC for this project.**	**SPP Base Plan**	**RE**
821					
822	Electric Transmission	$ 1,092,415.57			
823	Electric Transmission	954,978.83			
824	Electric Transmission	348,688.16			
825	Electric Transmission	705.43			
826	Electric Transmission	(1,278.56)			
		$ 2,395,509.43	**This project converted the 69-kV Soncy Substation distribution transformer and transmission line to 115-kV operation. This was needed to reduce the loading on the 69-kV underground cable from Lawrence Park Substation. SPP issued SPS a NTC for this project.**	**SPP Base Plan**	**RE**
827					
828	Electric Transmission	$ 0.09			
		$ 0.09	**This project constructed a new four-mile, 115-kV line from transmission line T-28 to Springlake Substation and converted the transmission service voltage to this substation from 69-kV to 115-kV. This project is needed to provide additional service for a new customer load.**	**SPS Directly Assigned**	**LI**
829					
830	Electric Transmission	$ (52.00)			
831	Electric Transmission	(352.43)			
832	Electric Transmission	(50,332.46)			
833	Electric Transmission	325,728.74			
834	Electric Transmission	(3.07)			
835	Electric Transmission	63,303.71			
836	Electric Transmission	286,250.86			
837	Electric Transmission	306,161.78			
838	Electric Transmission	301,348.01			
		$ 1,232,053.14	**These projects replaced old high-maintenance or broken switches with new switches.**	**SPS Zonal**	**SR**
839					
840	Electric Transmission	$ (174.60)			
841	Electric Transmission	12.06			
842	Electric Transmission	(375.91)			
843	Electric Transmission	65.36			
844	Electric Transmission	19.68			
845	Electric Transmission	279,704.81			
846	Electric Transmission	(1,092,478.93)			
847	Electric Transmission	235,339.90			
848	Electric Transmission	296,067.31			

Southwestern Public Service Company

Transmission Capital Additions for July 1, 2017 through March 31, 2019
Summary of Projects

	(A)	(B)	(C)	(D)	(E)	(F)	(G)	(H)	(I)
Line No.	Asset Class	WBS Level 1 Project Group Name	WBS Level 2 Number	WBS Level 2 Description	In-Service Date (year-month)	Additions to Plant-In-Service (July 1, 2017 - March 31, 2019)	XES Charges (Included in Column F)	Other Affiliate Charges (Included in Column F)	Total Affiliate Charges (Included in Column F)
		SPS Line Capacity Total				**$ (279,963.04)**	**$ 1,858.52**	**$ (1.24)**	**$ 1,857.28**
849									
850	Electric Transmission	SPS Line Ratings Impmnt,Maddox	A.0002043.001	T14 Terminal Upgrade Sub	2017-03	$ (2,416.72)	$ -	$ -	$ -
		SPS Line Ratings Impmnt,Maddox Total				**$ (2,416.72)**	**$ -**	**$ -**	**$ -**
851									
852	Electric Transmission	SPS Major Line Refurbishment	A.0000469.015	SPS Major Line Refurb 69kV TX 2016	2018-05	$ (10.72)	$ -	$ -	$ -
853	Electric Transmission	SPS Major Line Refurbishment	A.0000469.015	SPS Major Line Refurb 69kV TX 2016	2019-03	1,692,119.60	6,917.33	-	6,917.33
854	Electric Transmission	SPS Major Line Refurbishment	A.0000469.016	SPS Major Line Refurb 115kV NM 2016	2016-05	(26,555.27)	-	-	-
855		**SPS Major Line Refurbishment Total**				**$ 1,665,553.61**	**$ 6,917.33**	**$ -**	**$ 6,917.33**
856	Electric Transmission	SPS Physical Security	A.0000820.006	SPS Physical Security	2016-08	$ 217.19	$ -	$ -	$ -
857	Electric Transmission	SPS Physical Security	A.0000820.006	SPS Physical Security	2019-01	0.02	(617.56)	384.40	(233.16)
858	Electric Transmission	SPS Physical Security	A.0000820.006	SPS Physical Security	2016-07	67.21	-	-	-
		SPS Physical Security Total				**$ 284.42**	**$ (617.56)**	**$ 384.40**	**$ (233.16)**
859									
860	Electric Transmission	SPS Sub Communication Network Group 1	A.0000795.001	SPS Sub Comm Network Group 1 L	2018-12	$ 629,733.61	$ 15,566.01	$ -	$ 15,566.01
861	Electric Transmission	SPS Sub Communication Network Group 1	A.0000795.002	SPS Sub Comm Network Group 1 S	2017-11	12,804.81	302.29	-	302.29
		SPS Sub Communication Network Group 1 Total				**$ 642,538.42**	**$ 15,868.30**	**$ -**	**$ 15,868.30**
862									
863	Electric Transmission	SPS Switch Replace	A.0000514.003	Rocky Point Switch Replmnt	2017-09	$ 61,808.11	$ 97.73	$ 32.74	$ 130.47
		SPS Switch Replace Total				**$ 61,808.11**	**$ 97.73**	**$ 32.74**	**$ 130.47**
864									
865	Electric Transmission	SPS Trench CT/PT Replacement	A.0000094.001	Noble Substation 345kV	2012-07	$ (3,365.21)	$ -	$ -	$ -

Southwestern Public Service Company

Transmission Capital Additions for July 1, 2017 through March 31, 2019
Summary of Projects

	(A)	(J)	(K)	(L)	(M)
Line No.	Asset Class	Total Native Charges (Column F less I) Within the Total Additions to Plant-in-Service Shown in Column (F)	WBS Level 1 Project Group Description	Cost Recovery Method	Project Category
		$ (281,820.32)	This project surveyed and verified the line ratings of the SPS transmission system for lines above 100-kV. This project is a required response to a North American Electric Reliability Corporation ("NERC") Facility Ratings Alert, issued October 7, 2010 and updated on November 30, 2010, requiring transmission owners to verify that transmission line ratings are based on actual field conditions and, if not, perform necessary activities to base ratings on actual field conditions. The survey was done using Light Detection And Ranging ("LiDAR") technology that uses a laser to make highly accurate distance measurements. This project provided for the survey work and any mitigations that were needed to raise the facility capacity ratings if the field results were less than expected.	SPS Zonal	SR
849					
850	Electric Transmission	$ (2,416.72)			
		$ (2,416.72)	This project upgraded the wave trap on the 115-kV line to Monument (T42) from 800 amperes to 1600 amperes. Additionally, the 115-kV capacitance-coupled voltage transformers ("CCVT"), stand, foundation and line tuner were upgraded. The 800 ampere wave trap was the liming element on T42. The installation of the 1600 ampere wave trap allows the T42 transmission line to meet the required 249 MVA summer emergency rating.	SPS Zonal	RE
851					
852	Electric Transmission	$ (10.72)			
853	Electric Transmission	1,685,202.27			
854	Electric Transmission	(26,555.27)			
855		$ 1,658,636.28	This project refurbished various 230-kV lines in the SPS system.	SPS Zonal	SR
856	Electric Transmission	$ 217.19			
857	Electric Transmission	233.18			
858	Electric Transmission	67.21			
		$ 517.58	This project provided for substation security and monitoring improvements and security measures required by the North American Electric Reliability Corporation ("NERC") standard CIP-014.	SPS Zonal	OT
859					
860	Electric Transmission	$ 614,167.60			
861	Electric Transmission	12,502.52			
		$ 626,670.12	These projects provided for the construction of a fiber optics communication infrastructure within the SPS region. The first leg of a multi-year effort will start in the Amarillo area by installing Optical Ground Wire ("OPGW") in the static position on selected transmission lines to create a redundant fiber optic communication ring with access to the Amarillo Transmission Operations Center. This ring provides redundant protection paths for the line sections on which the OPGW is installed as well as provides redundant paths for the Supervisory Control And Data Acquisition ("SCADA") system.	SPS Zonal	OT
862					
863	Electric Transmission	$ 61,677.64			
		$ 61,677.64	This project replaced switches with cap and pin insulators. The cap and pin insulators have a history of high failure rates.	SPS Zonal	SR
864					
865	Electric Transmission	$ (3,365.21)			

Southwestern Public Service Company

Transmission Capital Additions for July 1, 2017 through March 31, 2019
Summary of Projects

	(A)	(B)	(C)	(D)	(E)	(F)	(G)	(H)	(I)
Line No.	Asset Class	WBS Level 1 Project Group Name	WBS Level 2 Number	WBS Level 2 Description	In-Service Date (year-month)	Additions to Plant-In-Service (July 1, 2017 - March 31, 2019)	XES Charges (Included in Column F)	Other Affiliate Charges (Included in Column F)	Total Affiliate Charges (Included in Column F)
		SPS Trench CT/PT Replacement Total				**$ (3,365.21)**	**$ -**	**$ -**	**$ -**
866									
867	Electric Transmission	SPS Walkemeyer 345 115 280 MVA SUB	A.0001310.001	Reterm 345KV Line J7	2018-06	$ 746,883.28	$ 552.99	$ (163.80)	$ 389.19
868	Electric Transmission	SPS Walkemeyer 345 115 280 MVA SUB	A.0001310.002	Reterm 345KV Line Old J7	2018-06	747,383.99	1,511.45	(136.50)	1,374.95
869	Electric Transmission	SPS Walkemeyer 345 115 280 MVA SUB	A.0001310.003	Walkemeyer 345/115 Sub	2018-06	11,791,330.21	65,340.01	(392.01)	64,948.00
870	Electric Transmission	SPS Walkemeyer 345 115 280 MVA SUB	A.0001310.004	Walkemeyer 345/115 Sub Land	2017-11	117,506.41	-	-	-
871	Electric Transmission	SPS Walkemeyer 345 115 280 MVA SUB	A.0001310.004	Walkemeyer 345/115 Sub Land	2017-12	25,992.41	21,936.33	-	21,936.33
872	Electric Transmission	SPS Walkemeyer 345 115 280 MVA SUB	A.0001310.006	Finney Relay Settings	2018-06	(5.81)	-	-	-
873	Electric Transmission	SPS Walkemeyer 345 115 280 MVA SUB	A.0001310.007	Hitchland Relay Settings Texas	2018-06	(10.38)	-	-	-
874	Electric Transmission	SPS Walkemeyer 345 115 280 MVA SUB	A.0001310.012	Finney J25 Terminal UPLC	2018-12	184,925.66	4,170.41	-	4,170.41
875	Electric Transmission	SPS Walkemeyer 345 115 280 MVA SUB	A.0001310.013	Hitchland J26 Terminal UPLC	2018-12	235,591.98	3,813.63	-	3,813.63
		SPS Walkemeyer 345 115 280 MVA SUB Total				**$ 13,849,597.75**	**$ 97,324.82**	**$ (692.31)**	**$ 96,632.51**
876									
877	Electric Transmission	SPS Xfmr - Mobile/Spare	A.0000645.001	115/69 kV Mobile Sub, Sub	2015-01	$ (144,380.08)	$ -	$ -	$ -
		SPS Xfmr - Mobile/Spare Total				**$ (144,380.08)**	**$ -**	**$ -**	**$ -**
878									
879	Electric Transmission	STEP Newhart Interchange	A.0000421.006	Newhart Intg Hart Ind-Lamton11	2014-11	$ (285,396.94)	$ -	$ -	$ -
880	Electric Transmission	STEP Newhart Interchange	A.0000421.013	Newhart to Lamton ROW	2014-12	1,690.01	-	-	-
881	Electric Transmission	STEP Newhart Interchange	A.0000421.014	Newhart to KressROW	2014-09	277.70	-	-	-
882	Electric Transmission	STEP Newhart Interchange	A.0000421.017	Swisher Sub Sub	2014-12	(197.45)	-	-	-
883	Electric Transmission	STEP Newhart Interchange	A.0001374.001	Newhart to Kress ROW	2017-12	59,738.73	-	(73.50)	(73.50)
884	Electric Transmission	STEP Newhart Interchange	A.0001374.002	Newhart to Lampton ROW	2017-12	31,638.71	-	-	-
		STEP Newhart Interchange Total				**$ (192,249.24)**	**$ -**	**$ (73.50)**	**$ (73.50)**
885									
886	Electric Transmission	STEP Plainview City Expansion	A.0000426.004	Plainview City Exp, Cox, Sub	2014-03	$ (171,541.11)	$ -	$ -	$ -
		STEP Plainview City Expansion Total				**$ (171,541.11)**	**$ -**	**$ -**	**$ -**
887									
888	Electric Transmission	STEP Pleasant Hill	A.0000215.002	Pleasant Hill 345/230kV NM Sub	2015-02	$ (118,170.29)	$ -	$ -	$ -
889	Electric Transmission	STEP Pleasant Hill	A.0000215.012	Pleasant Hill to Roosevelt Co.	2017-09	156,610.82	63.39	-	63.39
890	Electric Transmission	STEP Pleasant Hill	A.0000215.012	Pleasant Hill to Roosevelt Co.	2014-09	(91,841.95)	375.86	-	375.86
891	Electric Transmission	STEP Pleasant Hill	A.0000215.013	Pleasant Hill to T-76 in&out N	2017-08	12.25	-	-	-

Southwestern Public Service Company

Transmission Capital Additions for July 1, 2017 through March 31, 2019
Summary of Projects

	(A)	(J)	(K)	(L)	(M)
Line No.	Asset Class	Total Native Charges (Column F less I) Within the Total Additions to Plant-in-Service Shown in Column (F)	WBS Level 1 Project Group Description	Cost Recovery Method	Project Category
		$ (3,365.21)	**This project replaced the current transformers and potential transformers for metering for a new wind farm that did not materialize. The charges for this work were moved from the capital work order to an expense account, resulting in this negative balance to zero out the capital account.**	**SPS Zonal**	**SR**
866					
867	Electric Transmission	$ 746,494.09			
868	Electric Transmission	746,009.04			
869	Electric Transmission	11,726,382.21			
870	Electric Transmission	117,506.41			
871	Electric Transmission	4,056.08			
872	Electric Transmission	(5.81)			
873	Electric Transmission	(10.38)			
874	Electric Transmission	180,755.25			
875	Electric Transmission	231,778.35			
		$ 13,752,965.24	**This project constructed the new Carpenter Switching Station (formerly Stevens County) which is located on the 345-kV line from Hitchland Interchange to Finney Switching Station. This project was needed to address low voltages in the area. SPP issued SPS a NTC for this project.**	**SPP Base Plan**	**RE**
876					
877	Electric Transmission	$ (144,380.08)			
		$ (144,380.08)	**This project replaced the 115/69-kV mobile substation and purchased two spare 115/69-kV transformers and a spare 230/115-kV transformer. Mobile substations are used for facility restoration after equipment failures, to facilitate construction projects and to avoid long-term disruptions of service.**	**SPS Zonal**	**SR**
878					
879	Electric Transmission	$ (285,396.94)			
880	Electric Transmission	1,690.01			
881	Electric Transmission	277.70			
882	Electric Transmission	(197.45)			
883	Electric Transmission	59,812.23			
884	Electric Transmission	31,638.71			
		$ (192,175.74)	**This project constructed a new 230/115-kV interchange and substation with associated 115-kV transmission lines near Hart, Texas. The project upgraded the transmission system in this area and relieved high transmission loadings on the central part of the SPS transmission system in Castro, Parmer, Swisher, Bailey, Lamb and Hale counties. SPP issued SPS a NTC for this project.**	**SPP Base Plan**	**RE**
885					
886	Electric Transmission	$ (171,541.11)			
		$ (171,541.11)	**This project constructed a new 115/69-kV substation near Plainview, TX and several 115-kV lines and converted 69-kV distribution substations to 115-kV. The purpose was to relieve loading of the 69-kV system in that area. SPP issued SPS a NTC for this project.**	**SPP Base Plan**	**RE**
887					
888	Electric Transmission	$ (118,170.29)			
889	Electric Transmission	156,547.43			
890	Electric Transmission	(92,217.81)			
891	Electric Transmission	12.25			

Southwestern Public Service Company

Transmission Capital Additions for July 1, 2017 through March 31, 2019
Summary of Projects

	(A)	(B)	(C)	(D)	(E)	(F)	(G)	(H)	(I)
Line No.	Asset Class	WBS Level 1 Project Group Name	WBS Level 2 Number	WBS Level 2 Description	In-Service Date (year-month)	Additions to Plant-In-Service (July 1, 2017 - March 31, 2019)	XES Charges (Included in Column F)	Other Affiliate Charges (Included in Column F)	Total Affiliate Charges (Included in Column F)
892	Electric Transmission	STEP Pleasant Hill	A.0000215.016	FEC to Pleasant Hill Term Sub	2014-12	(20,306.62)	-	-	-
893	Electric Transmission	STEP Pleasant Hill	A.0000215.022	Pleasant Hill to Curry W-62 Li	2015-02	13,398.48	-	-	-
894	Electric Transmission	STEP Pleasant Hill	A.0000215.025	W-32 Perimeter to FEC Sheild W	2015-10	6,785.28	-	-	-
		STEP Pleasant Hill Total				**$ (53,512.03)**	**$ 439.25**	**$ -**	**$ 439.25**
895									
896	Electric Transmission	sundown-amoco switch 230kV terminals	A.0000663.001	Sundown Sub, Amoco Terminal	2019-02	$ 245,644.65	$ 1,805.02	$ -	$ 1,805.02
897	Electric Transmission	sundown-amoco switch 230kV terminals	A.0000663.002	Amoco Sub, Sundown Terminal	2019-02	151,730.89	1,412.19	-	1,412.19
898	Electric Transmission	sundown-amoco switch 230kV terminals	A.0000663.005	K03 Structure Upgrade	2019-02	78,006.37	194.53	-	194.53
		sundown-amoco switch 230kV terminals Total				**$ 475,381.91**	**$ 3,411.74**	**$ -**	**$ 3,411.74**
899									
900	Electric Transmission	Sunset add 2nd 115/13.2 xfrmr	A.0000221.001	Sunset Transformer Add Sub	2016-04	$ 239.68	$ 124.10	$ -	$ 124.10
		Sunset add 2nd 115/13.2 xfrmr Total				**$ 239.68**	**$ 124.10**	**$ -**	**$ 124.10**
901									
902	Electric Transmission	Swisher Cty Intg 230/115kV Upgrade	A.0000222.001	Swisher Co Intg 230kV Sub	2015-12	$ (1,782.36)	$ -	$ -	$ -
		Swisher Cty Intg 230/115kV Upgrade Total				**$ (1,782.36)**	**$ -**	**$ -**	**$ -**
903									
904	Electric Transmission	T14 Recon/Rbld Oxy Permian-West Bender	A.0000843.006	West Bender Sub	2016-12	$ 8.62	$ 82.87	$ -	$ 82.87
		T14 Recon/Rbld Oxy Permian-West Bender Total				**$ 8.62**	**$ 82.87**	**$ -**	**$ 82.87**
905									
906	Electric Transmission	T38 Potash Mine Contamination Monitoring	A.0002042.001	T38 Fac Contamination Mitigati	2015-12	$ (3,343.17)	$ -	$ -	$ -
		T38 Potash Mine Contamination Monitoring Total				**$ (3,343.17)**	**$ -**	**$ -**	**$ -**
907									
908	Electric Transmission	T38 Taps-BOPCo Sub Capitan 9 & DI #9	A.0000858.001	T38 Bopco 3Way Sw Inst Str#41	2018-07	$ (3,020.89)	$ -	$ -	$ -
		T38 Taps-BOPCo Sub Capitan 9 & DI #9 Total				**$ (3,020.89)**	**$ -**	**$ -**	**$ -**
909									
910	Electric Transmission	T65 Rebld Recon Floyd-Crosby	A.0000531.002	T65 Rebuild Floyd-Crosby, ROW	2018-01	$ 18,237.56	$ -	$ -	$ -
		T65 Rebld Recon Floyd-Crosby Total				**$ 18,237.56**	**$ -**	**$ -**	**$ -**
911									
912	Electric Transmission	Targa Cardinal Reconductor 115kV Line	A.0001312.003	Targa Cardinal Sub	2018-07	$ 8,753.48	$ 2,962.72	$ -	$ 2,962.72
913	Electric Transmission	Targa Cardinal Reconductor 115kV Line	A.0001312.004	TargaCardinal Recond115kV Line	2018-01	1,286,124.21	45,026.32	(19.81)	45,006.51
		Targa Cardinal Reconductor 115kV Line Total				**$ 1,294,877.69**	**$ 47,989.04**	**$ (19.81)**	**$ 47,969.23**
914									
915	Electric Transmission	TPL BFR V31 Hutchinson to Riverview	A.0000532.002	TPL BFR V31 Riverview Sub	2016-12	$ 63,777.51	$ 182.08	$ (71.29)	$ 110.79

Southwestern Public Service Company

Transmission Capital Additions for July 1, 2017 through March 31, 2019
Summary of Projects

	(A)	(J)	(K)	(L)	(M)
Line No.	Asset Class	Total Native Charges (Column F less I) Within the Total Additions to Plant-in-Service Shown in Column (F)	WBS Level 1 Project Group Description	Cost Recovery Method	Project Category
892	Electric Transmission	(20,306.62)			
893	Electric Transmission	13,398.48			
894	Electric Transmission	6,785.28			
		$ (53,951.28)	**This project constructed a new 230/115-kV interchange and substation with associated 230-kV and 115-kV transmission lines near the Clovis, New Mexico. The project provided additional voltage and capacity support for the eastern New Mexico area. SPP issued SPS a NTC for this project.**	**SPP Base Plan**	**RE**
895					
896	Electric Transmission	$ 243,839.63			
897	Electric Transmission	150,318.70			
898	Electric Transmission	77,811.84			
		$ 471,970.17	**This project upgraded the 230-kV Sundown and Amoco station line terminals and increased the transmission line clearance of the 230-kV line from Amoco to Sundown to provide a summer emergency rating of 547 MVA for this line segment. The system limitation caused by this line was identified in SPP's 2016 Near Term study. SPP issued SPS a NTC for this project.**	**SPP Base Plan**	**RE**
899					
900	Electric Transmission	$ 115.58			
		$ 115.58	**This project installed the transmission equipment needed at Sunset Substation to allow for the installation of a new distribution transformer.**	**SPS Zonal**	**LI**
901					
902	Electric Transmission	$ (1,782.36)			
		$ (1,782.36)	**This project upgraded the 230/115-kV transformer at the Swisher County Interchange. SPP issued SPS a NTC for this project.**	**SPP Base Plan**	**RE**
903					
904	Electric Transmission	$ (74.25)			
		$ (74.25)	**This project reconductored 0.5 miles of 115-kV line and upgraded substation switches. SPP issued SPS a NTC for this project.**	**SPP Base Plan**	**RE**
905					
906	Electric Transmission	$ (3,343.17)			
		$ (3,343.17)	**This project installed contamination monitors on the line and at the substation to monitor for contaminates on this equipment. This work was done to address reliability issues due to past contamination issues.**	**SPS Zonal**	**OT**
907					
908	Electric Transmission	$ (3,020.89)			
		$ (3,020.89)	**This project installed 2 three-way switches on 115-kV transmission line T38 to provide 115-kV service to two new customer-owned substations. SPP issued SPS a NTC for this project.**	**SPS Zonal/Customer Funded**	**LI**
909					
910	Electric Transmission	$ 18,237.56			
		$ 18,237.56	**This project would have reconductored the 115-kV line from the Floyd Substation to the Crosby Substation. The project was re-evaluated by SPP and the NTC was withdrawn.**	**SPP Base Plan**	**RE**
911					
912	Electric Transmission	$ 5,790.76			
913	Electric Transmission	1,241,117.70			
		$ 1,246,908.46	**This project re-conductored the 2.6-mile, 115-kV transmission circuit running from Targa Substation to the Cardinal Switching Station. This project was needed to eliminate the overloading of this segment during certain system conditions. SPP issued SPS a NTC for this project.**	**SPP Base Plan**	**RE**
914					
915	Electric Transmission	$ 63,666.72			

Southwestern Public Service Company

Transmission Capital Additions for July 1, 2017 through March 31, 2019
Summary of Projects

	(A)	(B)	(C)	(D)	(E)	(F)	(G)	(H)	(I)
Line No.	Asset Class	WBS Level 1 Project Group Name	WBS Level 2 Number	WBS Level 2 Description	In-Service Date (year-month)	Additions to Plant-In-Service (July 1, 2017 - March 31, 2019)	XES Charges (Included in Column F)	Other Affiliate Charges (Included in Column F)	Total Affiliate Charges (Included in Column F)
		TPL BFR V31 Hutchinson to Riverview Total				**$ 63,777.51**	**$ 182.08**	**$ (71.29)**	**$ 110.79**
916									
917	Electric Transmission	TPL Rpl 600 Amp Switches at Wolfforth	A.0002035.001	TPL Rpl 600 Amp Switches at Wo	2017-11	$ 129,907.59	$ 2,390.55	$ -	$ 2,390.55
		TPL Rpl 600 Amp Switches at Wolfforth Total				**$ 129,907.59**	**$ 2,390.55**	**$ -**	**$ 2,390.55**
918									
919	Electric Transmission	Trans E&S Accts	10695269	E&S Elec Trans Lines_SPS	2019-01	$ 59,098.67	$ -	$ -	$ -
920	Electric Transmission	Trans E&S Accts	10695288	E&S Elec Trans Subs_SPS	2019-01	(25,594.84)	-	-	-
		Trans E&S Accts Total				**$ 33,503.83**	**$ -**	**$ -**	**$ -**
921									
922	Electric Transmission	Tuco Intg 345/230kV Auto #1 upgrade	A.0000564.002	Tuco 345 Trsf Rplmnt Sub Portion	2018-05	$ (2,203,625.06)	$ 4,015.76	$ -	$ 4,015.76
		Tuco Intg 345/230kV Auto #1 upgrade Total				**$ (2,203,625.06)**	**$ 4,015.76**	**$ -**	**$ 4,015.76**
923									
924	Electric Transmission	TUCO Mooreland (Woodward)	A.0000417.003	Tuco to Mooreland (Woodward) R	2012-12	$ (188,952.10)	$ -	$ -	$ -
925	Electric Transmission	TUCO Mooreland (Woodward)	A.0000417.015	TUCO-Mooreland Woodward TX ROW 2017	2017-12	(90,560.71)	1,070.62	-	1,070.62
926	Electric Transmission	TUCO Mooreland (Woodward)	A.0000665.005	TUCO Mooreland Woodward TX RO	2016-12	13,266.61	-	-	-
		TUCO Mooreland (Woodward) Total				**$ (266,246.20)**	**$ 1,070.62**	**$ -**	**$ 1,070.62**
927									
928	Electric Transmission	Unserviceable - Breakers - SPS	A.0000287.001	SPS Unserviceable Bkr ReplmntS	2013-05	$ (1,520.57)	$ -	$ -	$ -
929	Electric Transmission	Unserviceable - Breakers - SPS	A.0000287.035	Potash 4920 Breaker Rplmnt	2017-10	306,546.86	1,565.08	-	1,565.08
930	Electric Transmission	Unserviceable - Breakers - SPS	A.0000287.036	Carlsbad C900 Breaker Rplmnt	2017-12	486,200.32	28,753.05	(1.46)	28,751.59
931	Electric Transmission	Unserviceable - Breakers - SPS	A.0000798.012	Cole Rpl Breaker 0845	2016-12	(37,131.80)	-	-	-
932	Electric Transmission	Unserviceable - Breakers - SPS	A.0000798.012	Cole Rpl Breaker 0845	2016-12	(57,039.82)	-	-	-
		Unserviceable - Breakers - SPS Total				**$ 697,054.99**	**$ 30,318.13**	**$ (1.46)**	**$ 30,316.67**
933									
934	Electric Transmission	V14 Tuco Lubbock E Term Upgr	A.0001343.001	Tuco Brkr N922 Upgrade Sub	2016-04	$ 7,815.01	$ 7,762.19	$ -	$ 7,762.19
935	Electric Transmission	V14 Tuco Lubbock E Term Upgr	A.0001343.003	Lubbock E Term V14 Switches Su	2016-04	5,431.33	7,180.13	-	7,180.13
936		**V14 Tuco Lubbock E Term Upgr Total**				**$ 13,246.34**	**$ 14,942.32**	**$ -**	**$ 14,942.32**
937	Electric Transmission	V72 Terminal Upgrades at Hale	A.0001051.001	Hale V72 Treminal Upgrade	2018-12	$ 50,371.60	$ 38.53	$ -	$ 38.53
		V72 Terminal Upgrades at Hale Total				**$ 50,371.60**	**$ 38.53**	**$ -**	**$ 38.53**
938									

Southwestern Public Service Company

Transmission Capital Additions for July 1, 2017 through March 31, 2019
Summary of Projects

	(A)	(J)	(K)	(L)	(M)
Line No.	Asset Class	Total Native Charges (Column F less I) Within the Total Additions to Plant-in-Service Shown in Column (F)	WBS Level 1 Project Group Description	Cost Recovery Method	Project Category
		$ 63,666.72	**This project installed breaker failure relays on the terminals of line V31 which runs between Hutchinson and Riverview substations.**	**SPS Zonal**	**RE**
916					
917	Electric Transmission	$ 127,517.04			
		$ 127,517.04	**This project removes the existing 600 ampere switches 7911, 7912 and 7913 and replaces them with new 3000 ampere rated switches.**	**SPS Zonal**	**RE**
918					
919	Electric Transmission	$ 59,098.67			
920	Electric Transmission	(25,594.84)			
		$ 33,503.83	**This project captured the Engineering and Supervision ("E&S") overhead costs for transmission projects. The E&S overhead is the method of allocating costs that are incurred in normal business but cannot be directly assigned to a particular function or activity without excessive cost for the benefit received by the five utility subsidiaries.**	**SPS Zonal**	**OT**
921					
922	Electric Transmission	$ (2,207,640.82)			
		$ (2,207,640.82)	**This project upgraded the 345/230-kV transformer at TUCO Interchange. This project was one of the shared network upgrades required for the connection of generation projects approved by SPP in their DISIS 2014-002 study.**	**Customer Funded**	**GI**
923					
924	Electric Transmission	$ (188,952.10)			
925	Electric Transmission	(91,631.33)			
926	Electric Transmission	13,266.61			
		$ (267,316.82)	**This project constructed a single-circuit 345-kV transmission line between the TUCO Substation, near Lubbock, Texas, and Oklahoma Gas & Electric's ("OG&E") Woodward Substation near Woodward, Oklahoma. SPS constructed the line between the TUCO Substation and OG&E's Border Substation near the Texas and Oklahoma border and OG&E constructed the line from the Border Substation to the Woodward Substation. The Project was identified in the SPP's Balanced Portfolio Economic Studies. SPP issued SPS a NTC for this project.**	**SPP Balanced Portfolio**	**EC/TI**
927					
928	Electric Transmission	$ (1,520.57)			
929	Electric Transmission	304,981.78			
930	Electric Transmission	457,448.73			
931	Electric Transmission	(37,131.80)			
932	Electric Transmission	(57,039.82)			
		$ 666,738.32	**This project replaced circuit breakers that failed tests and were not performing correctly. It also replaced breakers which had become under-rated due to transmission or generation additions.**	**SPS Zonal**	**SR**
933					
934	Electric Transmission	$ 52.82			
935	Electric Transmission	(1,748.80)			
936		**$ (1,695.98)**	**This project installed terminal upgrades at Lubbock East Interchange.**	**SPS Zonal**	**RE**
937	Electric Transmission	$ 50,333.07			
		$ 50,333.07	**This project upgraded the transmission line V-72 115-kV terminal at Hale Co. Interchange and transmission line V-72 to provide a minimum of 159 MVA for the Summer Normal rating and 175 MVA for the Summer Emergency rating. This project was needed to increase the current carrying capacity of this key transmission line in the SPS region. SPP issued SPS a NTC for this project.**	**SPP Base Plan**	**RE**
938					

Southwestern Public Service Company

Transmission Capital Additions for July 1, 2017 through March 31, 2019
Summary of Projects

	(A)	(B)	(C)	(D)	(E)	(F)	(G)	(H)	(I)
Line No.	Asset Class	WBS Level 1 Project Group Name	WBS Level 2 Number	WBS Level 2 Description	In-Service Date (year-month)	Additions to Plant-In-Service (July 1, 2017 - March 31, 2019)	XES Charges (Included in Column F)	Other Affiliate Charges (Included in Column F)	Total Affiliate Charges (Included in Column F)
939	Electric Transmission	W28 Rebld/Recon Ochlitree-Cole	A.0000467.001	W28 Rebuild/Recon Ochiltree-Co	2015-11	$ 0.05	$ -	$ -	$ -
940	Electric Transmission	W28 Rebld/Recon Ochlitree-Cole	A.0000467.007	W28-Reconduct 115 Ochiltree-Co	2015-11	(23.63)	-	-	-
941	Electric Transmission	W28 Rebld/Recon Ochlitree-Cole	A.0000467.008	W28-Recond115 kV Ochiltree-Col	2015-11	(760.30)	-	-	-
		W28 Rebld/Recon Ochlitree-Cole Total				**$ (783.88)**	**$ -**	**$ -**	**$ -**
942									
943	Electric Transmission	W40 Reconductor Canyon West-Deaf Smith	A.0001319.005	W40 Rebld Panda Tap Deaf Smith	2018-11	$ 1,758,973.18	$ 116,234.15	$ 0.18	$ 116,234.33
944	Electric Transmission	W40 Reconductor Canyon West-Deaf Smith	A.0001319.006	W40 Rebuild Dawn to Panda Tap	2018-04	3,135,356.31	88,980.33	37.37	89,017.70
945	Electric Transmission	W40 Reconductor Canyon West-Deaf Smith	A.0001319.007	W40 Recond Canyon WDeaf Smith	2018-02	4,714,694.21	138,025.21	1.65	138,026.86
946	Electric Transmission	W40 Reconductor Canyon West-Deaf Smith	A.0001319.008	W40 Rebuild ROW	2018-07	109,875.53	204.98	-	204.98
947	Electric Transmission	W40 Reconductor Canyon West-Deaf Smith	A.0001319.009	Canyon West Sub W40 Term Upgr	2018-02	707,539.53	21,067.86	-	21,067.86
948	Electric Transmission	W40 Reconductor Canyon West-Deaf Smith	A.0001319.010	Dawn Sub Terminal Upgrades	2018-04	231,429.07	6,702.14	-	6,702.14
949	Electric Transmission	W40 Reconductor Canyon West-Deaf Smith	A.0001319.011	Deaf Smith W40 Term Upgr	2018-11	338,211.25	6,205.71	-	6,205.71
950	Electric Transmission	W40 Reconductor Canyon West-Deaf Smith	A.0001319.012	Line Crossing 230kV	2018-01	55,184.00	567.95	-	567.95
		W40 Reconductor Canyon West-Deaf Smith Total				**$ 11,051,263.08**	**$ 377,988.33**	**$ 39.20**	**$ 378,027.53**
951									
952	Electric Transmission	W77 T75 Reconductor Arrowhead to Randall	A.0001325.004	ROW W77/T75	2019-01	$ 45,183.31	$ -	$ -	$ -
		W77 T75 Reconductor Arrowhead to Randall Total				**$ 45,183.31**	**$ -**	**$ -**	**$ -**
953									
954	Electric Transmission	Xfmr Spare Security SPS	A.0000776.002	Security Resilience Spare TR	2017-12	$ 2,719,855.27	$ 3,210.66	$ 60.38	$ 3,271.04
		Xfmr Spare Security SPS Total				**$ 2,719,855.27**	**$ 3,210.66**	**$ 60.38**	**$ 3,271.04**
955									
956	Electric Transmission	Yoakum 115kV BFR	A.0000658.001	Yoakum	2019-02	$ 335,588.58	$ 1,965.32	$ -	$ 1,965.32
957	Electric Transmission	Yoakum 115kV BFR	A.0000658.002	Seagraves	2019-01	207,191.51	11,787.92	-	11,787.92
958	Electric Transmission	Yoakum 115kV BFR	A.0000658.003	Terry Co	2018-10	246,342.03	10,533.00	-	10,533.00
		Yoakum 115kV BFR Total				**$ 789,122.12**	**$ 24,286.24**	**$ -**	**$ 24,286.24**
959									
960	Electric Transmission	Yoakum Intg. 230/115 Transformer Upgrades	A.0001326.001	Yoakum 230/115 Xfmr 1 Upgrade	2019-03	$ 2,325,505.71	$ 27,703.95	$ -	$ 27,703.95
		Yoakum Intg. 230/115 Transformer Upgrades Total				**$ 2,325,505.71**	**$ 27,703.95**	**$ -**	**$ 27,703.95**
961									
962	Electric Transmission	Z2 Capacity Upgrade	A.0000977.002	Remove Carrier Rpl CCVT at Pot	2016-04	$ (0.69)	$ 49.66	$ -	$ 49.66

Southwestern Public Service Company

Transmission Capital Additions for July 1, 2017 through March 31, 2019
Summary of Projects

	(A)	(J)	(K)	(L)	(M)
Line No.	Asset Class	Total Native Charges (Column F less I) Within the Total Additions to Plant-in-Service Shown in Column (F)	WBS Level 1 Project Group Description	Cost Recovery Method	Project Category
939	Electric Transmission	$ 0.05			
940	Electric Transmission	(23.63)			
941	Electric Transmission	(760.30)			
		$ (783.88)	**This project rebuilt the existing 115-kV line between the Ochiltree Substation and the Cole Interchange with larger conductor. This line is located in the northeast Texas Panhandle. SPP issued SPS a NTC for this project.**	**SPP Base Plan**	**RE**
942					
943	Electric Transmission	$ 1,642,738.85			
944	Electric Transmission	3,046,338.61			
945	Electric Transmission	4,576,667.35			
946	Electric Transmission	109,670.55			
947	Electric Transmission	686,471.67			
948	Electric Transmission	224,726.93			
949	Electric Transmission	332,005.54			
950	Electric Transmission	54,616.05			
		$ 10,673,235.55	**This project wrecked out and rebuilt 26 miles of 115-kV transmission line running from Canyon West Substation to Deaf Smith Interchange. This project was needed to eliminate the overloading of this segment during certain system conditions. SPP issued SPS a NTC for this project.**	**SPP Base Plan**	**RE**
951					
952	Electric Transmission	$ 45,183.31			
		$ 45,183.31	**This project rebuilt approximately 3.5 miles of double-circuit 115-kV transmission line, W77 (Canyon-West to Randall) and T-75 (Osage to Amarillo South) with phase conductors with a minimum of 240 MVA Summer Emergency rating. This project mitigates the overload of the Randall–Canyon East 115-kV line for various outages like the Bushland Interchange to Deaf Smith County Interchange 230-kV. SPP issued SPS a NTC for this project.**	**SPP Base Plan**	**RE**
953					
954	Electric Transmission	$ 2,716,584.23			
		$ 2,716,584.23	**This project purchased spare transmission-voltage transformers to provide reserve units in the event of a failure of one of the numerous similar transformers in service in the SPS service area.**	**SPS Zonal**	**SR**
955					
956	Electric Transmission	$ 333,623.26			
957	Electric Transmission	195,403.59			
958	Electric Transmission	235,809.03			
		$ 764,835.88	**This project installed Breaker Failure Relay (BFR) protection on all the 115-kV breakers at Yoakum Co. Interchange. Installing BFR protection reduces the clearing time of the fault during a stuck breaker event, which has been determined to cause major generation and transmission system impacts for certain breaker failure events.**	**SPS Zonal**	**RE**
959					
960	Electric Transmission	$ 2,297,801.76			
		$ 2,297,801.76	**This project replaced the two existing 230/115-kV, 150 MVA autotransformers at Yoakum County Interchange with two new 250 MVA transformers. This project was needed to prevent the overloading of one of the 150 MVA transformers for the contingency of the other 150 MVA transformer being unavailable. SPP issued SPS a NTC for this project.**	**SPP Base Plan**	**RE**
961					
962	Electric Transmission	$ (50.35)			

Southwestern Public Service Company

Transmission Capital Additions for July 1, 2017 through March 31, 2019
Summary of Projects

	(A)	(B)	(C)	(D)	(E)	(F)	(G)	(H)	(I)
Line No.	Asset Class	WBS Level 1 Project Group Name	WBS Level 2 Number	WBS Level 2 Description	In-Service Date (year-month)	Additions to Plant-In-Service (July 1, 2017 - March 31, 2019)	XES Charges (Included in Column F)	Other Affiliate Charges (Included in Column F)	Total Affiliate Charges (Included in Column F)
		Z2 Capacity Upgrade Total				**$ (0.69)**	**$ 49.66**	**$ -**	**$ 49.66**
963									
964	Electric Transmission	Z66 Booker/Wade Conversion	A.0000646.001	Wade SubstationSub	2016-12	$ (26,835.41)	$ -	$ -	$ -
965	Electric Transmission	Z66 Booker/Wade Conversion	A.0000646.004	Ochiltree - BookerROW	2015-03	99,458.09	-	-	-
966	Electric Transmission	Z66 Booker/Wade Conversion	A.0000646.004	Ochiltree - BookerROW	2017-12	1,617,957.95	7,016.97	-	7,016.97
		Z66 Booker/Wade Conversion Total				**$ 1,690,580.63**	**$ 7,016.97**	**$ -**	**$ 7,016.97**
967									
968	Electric Transmission	Z66 Tap to NP Chapparal	A.0000915.002	W24 Tap for RB-Elks Line	2015-03	$ (277.92)	$ -	$ -	$ -
		Z66 Tap to NP Chapparal Total				**$ (277.92)**	**$ -**	**$ -**	**$ -**
969									
970	Electric Transmission	Z86 New Tap to Oxy Cedar Lake	A.0000062.001	Z86 New Tap to Oxy Cedar Lake	2017-04	$ (19,749.92)	$ 237.75	$ -	$ 237.75
971	Electric Transmission	Z86 New Tap to Oxy Cedar Lake	A.0000062.002	Z86 New Tap to Oxy Cedar Lake ROW	2016-12	475.64	475.21	-	475.21
		Z86 New Tap to Oxy Cedar Lake Total				**$ (19,274.28)**	**$ 712.96**	**$ -**	**$ 712.96**
972									
973	Electric Transmission	Zodiac Substation	A.0000224.001	Portales 115kV Line Terminal	2015-10	$ (10,101.77)	$ -	$ -	$ -
974	Electric Transmission	Zodiac Substation	A.0000224.005	Zodiac Substation sub	2016-07	4,813.56	-	-	-
975	Electric Transmission	Zodiac Substation	A.0000224.006	Kilgore Sub Highside Sub	2015-10	10.93	-	-	-
976	Electric Transmission	Zodiac Substation	A.0000224.007	Zodiac Substation NM Line	2015-10	(253.90)	-	-	-
		Zodiac Substation Total				**$ (5,531.18)**	**$ -**	**$ -**	**$ -**
977									
978	**Electric Transmission Total**					**$ 449,758,948.52**	**$ 7,771,314.41**	**$ 16,697.28**	**$ 7,788,011.69**
979	Electric General - Software	GIST-II Subs Computer Software	A.0000245.003	GIST-II Computer SoftwareSPS	2016-12	$ 42,910.81	$ -	$ -	$ -
980	Electric General - Software	GIST-II Subs Computer Software	A.0000245.003	GIST-II Computer SoftwareSPS	2016-12	2,789.90	-	-	-
		GIST-II Subs Computer Software Total				**$ 45,700.71**	**$ -**	**$ -**	**$ -**
981									
982	Electric General - Software	LandWorks	A.0002062.001	GIST-IV Computer Software SPS	2016-12	$ 49,959.48	$ 49,604.16	$ -	$ 49,604.16

Southwestern Public Service Company

Transmission Capital Additions for July 1, 2017 through March 31, 2019
Summary of Projects

	(A)	(J)	(K)	(L)	(M)
Line No.	Asset Class	Total Native Charges (Column F less I) Within the Total Additions to Plant-in-Service Shown in Column (F)	WBS Level 1 Project Group Description	Cost Recovery Method	Project Category
		$ (50.35)	**This project installed wave trap replacements and capacitance-coupled voltage transformer ("CCVT") replacements.**	**SPS Zonal**	**SR**
963					
964	Electric Transmission	$ (26,835.41)			
965	Electric Transmission	99,458.09			
966	Electric Transmission	1,610,940.98			
		$ 1,683,563.66	**This project removed the existing 69-kV line Z-66 (Perryton to Booker) and replaced it with a new 115-kV transmission line. It also converted the existing Wade and Booker substations to 115-kV operation. This project mitigated low voltage and overload conditions due to a Hitchland-Ochiltree 230-kV line outage and allows for future load growth in the area. The new source for these substations is the Ochiltree Substation 115-kV bus.**	**SPS Zonal**	**RE**
967					
968	Electric Transmission	$ (277.92)			
		$ (277.92)	**This project constructed a 115-kV tap to serve North Plains Electric Cooperative's Chaparral Substation.**	**SPS Zonal**	**LI**
969					
970	Electric Transmission	$ (19,987.67)			
971	Electric Transmission	0.43			
		$ (19,987.24)	**This project installed a tap structure and a slack-span for the new Oxy Substation adjacent to Oxy's existing Cedar Lake Substation.**	**SPS Zonal/Customer**	**LI**
972					
973	Electric Transmission	$ (10,101.77)			
974	Electric Transmission	4,813.56			
975	Electric Transmission	10.93			
976	Electric Transmission	(253.90)			
		$ (5,531.18)	**This project constructed approximately three miles of 115-kV line from Portales Interchange to Zodiac Substation, and then converted the Zodiac Substation to 115-kV service. SPP issued SPS a NTC for this project.**	**SPP Base Plan**	**RE**
977					
978	**Electric Transmission Total**	**$ 441,970,936.83**			
979	Electric General - Software	$ 42,910.81			
980	Electric General - Software	2,789.90			
		$ 45,700.71	**This project provided for the creation of a Geographic Information System ("GIS") for accessing engineering and operating data for substations on the SPS transmission system. This project verified the field conditions of bulk electric system substations on the SPS System and created an electronic model of the substations. This model provides the capability to electronically calculate current substation equipment ratings which will in turn allow SPS to demonstrate regulatory compliance with North American Electric Reliability Corporation ("NERC") reliability standards. The system also provides a centralized location where engineering and operations personnel can access substation equipment ratings that may be necessary for making design and operational decisions.**	**SPS Zonal**	**OT**
981					
982	Electric General - Software	$ 355.32			

Southwestern Public Service Company

Transmission Capital Additions for July 1, 2017 through March 31, 2019
Summary of Projects

	(A)	(B)	(C)	(D)	(E)	(F)	(G)	(H)	(I)
Line No.	Asset Class	WBS Level 1 Project Group Name	WBS Level 2 Number	WBS Level 2 Description	In-Service Date (year-month)	Additions to Plant-In-Service (July 1, 2017 - March 31, 2019)	XES Charges (Included in Column F)	Other Affiliate Charges (Included in Column F)	Total Affiliate Charges (Included in Column F)
		LandWorks Total				**$ 49,959.48**	**$ 49,604.16**	**$ -**	**$ 49,604.16**
983									
984	**Electric General - Software Total**					**$ 95,660.19**	**$ 49,604.16**	**$ -**	**$ 49,604.16**
985	Electric General	Atoka-Eagle Creek	A.0000540.017	Atoka Comm Sub Portion Comm	2018-12	$ 181,320.15	$ 3,440.44	$ -	$ 3,440.44
		Atoka-Eagle Creek Total				**$ 181,320.15**	**$ 3,440.44**	**$ -**	**$ 3,440.44**
986									
987	Electric General	Cargill 14.4 Mvar Cap Bank	A.0001272.002	Cargill 14.4 Mvar Cap Bank Comm	2018-11	$ 63,180.07	$ 6,712.62	$ -	$ 6,712.62
		Cargill 14.4 Mvar Cap Bank Total				**$ 63,180.07**	**$ 6,712.62**	**$ -**	**$ 6,712.62**
988									
989	Electric General	Carlisle to Wolfforth	A.0000511.017	Carl-Wolf Carisle Comm	2018-05	$ 366,955.58	$ 4,055.22	$ -	$ 4,055.22
990	Electric General	Carlisle to Wolfforth	A.0000511.018	Carl-Wolf Wolfforth Comm	2017-11	207,364.08	2,546.93	-	2,546.93
991	Electric General	Carlisle to Wolfforth	A.0000511.025	Sundown RTU Replacement	2017-06	65,259.90	3,024.67	(123.60)	2,901.07
		Carlisle to Wolfforth Total				**$ 639,579.56**	**$ 9,626.82**	**$ (123.60)**	**$ 9,503.22**
992									
993	Electric General	Cochran Co - Whiteface 115kv	A.0000194.006	Cochran RTU, Comm	2018-12	$ 228,136.15	$ 7,123.06	$ -	$ 7,123.06
994	Electric General	Cochran Co - Whiteface 115kv	A.0000194.007	Cochran Comm Equiup	2018-12	49,254.13	450.07	-	450.07
		Cochran Co - Whiteface 115kv Total				**$ 277,390.28**	**$ 7,573.13**	**$ -**	**$ 7,573.13**
995									
996	Electric General	Curry to Bailey 115kV	A.0000610.016	Curry Substation Communication	2016-12	$ 16,287.89	$ -	$ -	$ -
		Curry to Bailey 115kV Total				**$ 16,287.89**	**$ -**	**$ -**	**$ -**
997									
998	Electric General	Denver City In-Line 115 kV Bkr	A.0000846.002	Denver City RTU Comm	2017-03	$ 192,627.20	$ 8,175.58	$ 11.40	$ 8,186.98
		Denver City In-Line 115 kV Bkr Total				**$ 192,627.20**	**$ 8,175.58**	**$ 11.40**	**$ 8,186.98**
999									
1000	Electric General	Eddy Co. Xfmr	A.0000890.002	Eddy Co. Xfmr #1 Communication	2017-04	$ 555.23	$ -	$ -	$ -
		Eddy Co. Xfmr Total				**$ 555.23**	**$ -**	**$ -**	**$ -**
1001									
1002	Electric General	Eddy County Dbl Bus Dbl Brker 230kV	A.0000290.008	Cunningham Intg Upgr Eddy Term Comm	2019-03	$ 53,800.75	$ 282.80	$ -	$ 282.80

Southwestern Public Service Company

Transmission Capital Additions for July 1, 2017 through March 31, 2019
Summary of Projects

	(A)	(J)		(K)	(L)	(M)
Line No.	Asset Class	Total Native Charges (Column F less I) Within the Total Additions to Plant-in-Service Shown in Column (F)		WBS Level 1 Project Group Description	Cost Recovery Method	Project Category
		$	355.32	This project provided for land management software and GIS solutions to manage SPS's documents associated with land rights. The project provided for the gathering hard copies of deeds, easements, permits, leases, licenses and other land rights documents, and scanning these hard copies of the documents into an automated data warehouse system provided by LandWorks Inc. These documents are referenced to existing transmission assets using geographic coordinates.	SPS Zonal	OT
983						
984	**Electric General - Software T**	**$**	**46,056.03**			
985	Electric General	$	177,879.71			
		$	**177,879.71**	This project constructed a 115-kV transmission line between the Atoka and Eagle Creek Substations near Artesia, New Mexico. The project is needed to address low voltages in the area. SPP issued SPS a NTC for this project.	SPP Base Plan	RE
986						
987	Electric General	$	56,467.45			
		$	**56,467.45**	This project installed a 14.4 MVAr capacitor bank on the 115-kV bus at Cargill Substation. The new capacitor bank will provide voltage support in the south central part of the Texas panhandle and the eastern part of New Mexico. SPP issued SPS a NTC for this project.	SPP Base Plan	RE
988						
989	Electric General	$	362,900.36			
990	Electric General		204,817.15			
991	Electric General		62,358.83			
		$	**630,076.34**	This project constructed a new 230-kV line between the Carlisle and Wolfforth substations and substation line terminals to accommodate the new transmission line. This project was needed for reliability and load growth in the surrounding area. SPP issued SPS a NTC for the project.	SPP Base Plan	RE
992						
993	Electric General	$	221,013.09			
994	Electric General		48,804.06			
		$	**269,817.15**	This project reconductored the 4.4 mile segment of the 69-kV transmission line from Cochran County Substation to structure number 55 at Whiteface Tap. SPP issued SPS a NTC for this project.	SPP Base Plan	RE
995						
996	Electric General	$	16,287.89			
		$	**16,287.89**	This project constructed a new 115-kV line from the Curry County Substation near Clovis, New Mexico to the Bailey County Substation near Muleshoe, Texas. The project was needed to address low voltage at the Bailey County Substation. SPP issued SPS a NTC for this project.	SPP Base Plan	RE
997						
998	Electric General	$	184,440.22			
		$	**184,440.22**	This project installed breaker failure relays on all 115-kV breakers at Denver City Interchange.	SPS Zonal	RE
999						
1000	Electric General	$	555.23			
		$	**555.23**	This project upgraded the existing 230/115-kV transformer at the Eddy County Substation to a higher capacity unit. SPP issued SPS a NTC for this project.	SPP Base Plan	RE
1001						
1002	Electric General	$	53,517.95			

Southwestern Public Service Company

Transmission Capital Additions for July 1, 2017 through March 31, 2019
Summary of Projects

	(A)	(B)	(C)	(D)	(E)	(F)	(G)	(H)	(I)
Line No.	Asset Class	WBS Level 1 Project Group Name	WBS Level 2 Number	WBS Level 2 Description	In-Service Date (year-month)	Additions to Plant-In-Service (July 1, 2017 - March 31, 2019)	XES Charges (Included in Column F)	Other Affiliate Charges (Included in Column F)	Total Affiliate Charges (Included in Column F)
		Eddy County Dbl Bus Dbl Brker 230kV Total				**$ 53,800.75**	**$ 282.80**	**$ -**	**$ 282.80**
1003									
1004	Electric General	Fault Recorders - SPS	A.0000556.002	Hutchinson Co-Rpl Fault RecCom	2017-04	$ 15,581.50	$ -	$ 40.72	$ 40.72
		Fault Recorders - SPS Total				**$ 15,581.50**	**$ -**	**$ 40.72**	**$ 40.72**
1005									
1006	Electric General	GEN 2011-022 (Firewheel)	A.0000706.002	Hitchland Firewheel Comm	2017-11	$ 43,066.50	$ 225.89	$ 7.15	$ 233.04
		GEN 2011-022 (Firewheel) Total				**$ 43,066.50**	**$ 225.89**	**$ 7.15**	**$ 233.04**
1007									
1008	Electric General	GEN 2012-020 Hale Co Wind, 478MW	A.0000902.002	TUCO RTU Addition Comm	2019-02	$ 135,542.48	$ (1,489.15)	$ -	$ (1,489.15)
		GEN 2012-020 Hale Co Wind, 478MW Total				**$ 135,542.48**	**$ (1,489.15)**	**$ -**	**$ (1,489.15)**
1009									
1010	Electric General	GEN 2013 022 Caprock Solar GIA	A.0002038.002	Caprock Solar Bus Tie Comm	2016-10	$ 1,890.98	$ 1,890.98	$ -	$ 1,890.98
		GEN 2013 022 Caprock Solar GIA Total				**$ 1,890.98**	**$ 1,890.98**	**$ -**	**$ 1,890.98**
1011									
1012	Electric General	GEN 2013 027 Blue Cloud Wind	A.0000736.003	Needmore Communication	2018-04	$ 244,911.59	$ 75,276.95	$ 10.69	$ 75,287.64
		GEN 2013 027 Blue Cloud Wind Total				**$ 244,911.59**	**$ 75,276.95**	**$ 10.69**	**$ 75,287.64**
1013									
1014	Electric General	GEN 2014 033 Roswell Solar	A.0001351.003	Roswell Comm	2018-07	$ 160,460.36	$ 215.22	$ -	$ 215.22
		GEN 2014 033 Roswell Solar Total				**$ 160,460.36**	**$ 215.22**	**$ -**	**$ 215.22**
1015									
1016	Electric General	GEN-2011-025 Fiber Wind	A.0000768.004	Blanco Comm	2018-03	$ 164,666.53	$ 15,472.94	$ -	$ 15,472.94
		GEN-2011-025 Fiber Wind Total				**$ 164,666.53**	**$ 15,472.94**	**$ -**	**$ 15,472.94**
1017									
1018	Electric General	GEN-2015-014 Lost Draw Substation	A.0000350.004	Lost Draw Comm	2018-10	$ 143,270.18	$ -	$ -	$ -
		GEN-2015-014 Lost Draw Substation Total				**$ 143,270.18**	**$ -**	**$ -**	**$ -**
1019									
1020	Electric General	General Furniture	A.0005014.069	AC Unit 2015 for Subs	2018-10	$ (24.02)	$ -	$ -	$ -
1021	Electric General	General Furniture	A.0005014.084	New Mexico Substation Furnitur		9,585.71	-	-	-
1022	Electric General	General Furniture	A.0005014.109	Gen Plt Ofc Furn TX		7,593.64	-	-	-
		General Furniture Total				**$ 17,155.33**	**$ -**	**$ -**	**$ -**
1023									
1024	Electric General	Graham Intg.Add 2nd115/69 Xmfr	A.0000707.001	Graham-Install 2nd 115-69kV Au	2017-05	$ (1,294.69)	$ (1,294.69)	$ -	$ (1,294.69)
		Graham Intg.Add 2nd115/69 Xmfr Total				**$ (1,294.69)**	**$ (1,294.69)**	**$ -**	**$ (1,294.69)**
1025									
1026	Electric General	Interconnection XTO Mahoney	A.0001008.004	Inst 230kV Sw Station Comm	2019-03	$ 111,869.69	$ -	$ -	$ -
		Interconnection XTO Mahoney Total				**$ 111,869.69**	**$ -**	**$ -**	**$ -**
1027									
1028	Electric General	Kiser Distribution Addition	A.0000907.002	Kiser Distribution Add Comm	2017-06	$ 21,812.03	$ 276.39	$ -	$ 276.39
		Kiser Distribution Addition Total				**$ 21,812.03**	**$ 276.39**	**$ -**	**$ 276.39**
1029									

Southwestern Public Service Company

Transmission Capital Additions for July 1, 2017 through March 31, 2019
Summary of Projects

	(A)	(J)	(K)	(L)	(M)
Line No.	Asset Class	Total Native Charges (Column F less I) Within the Total Additions to Plant-in-Service Shown in Column (F)	WBS Level 1 Project Group Description	Cost Recovery Method	Project Category
		$ 53,517.95	This project reconfigured the existing Eddy County Interchange 230-kV bus from a main and transfer bus design to a double bus-double breaker arrangement. This project was required to meet long-term firm transmission service requests in the SPP Aggregate Facility Study SPP-2013-AG3-AFS-6. SPP issued SPS a NTC for this project.	SPP Base Plan	RE
1003					
1004	Electric General	$ 15,540.78			
		$ 15,540.78	This project installed fault recorders for disturbance monitoring at substations.	SPS Zonal	OT
1005					
1006	Electric General	$ 42,833.46			
		$ 42,833.46	This project constructed a new 345-kV terminal at Hitchland Interchange to provide an interconnection point for a new wind farm.	Customer Funded	GI
1007					
1008	Electric General	$ 137,031.63			
		$ 137,031.63	This project constructed a new 230-kV terminal at TUCO Interchange for the interconnection of the Hale County wind farm.	Customer Funded	GI
1009					
1010	Electric General	$ -			
		$ -	This project replaced a remote terminal unit ("RTU") with a terminal upgrade.	Customer Funded	GI
1011					
1012	Electric General	$ 169,623.95			
		$ 169,623.95	This project constructed the new 230-kV Needmore Switching Station to accommodate the new wind generation from Blue Cloud Wind.	Customer Funded	GI
1013					
1014	Electric General	$ 160,245.14			
		$ 160,245.14	This project added new 115-kV terminals at Chaves County Interchange for solar farm interconnections and a capacitor bank.	Customer Funded	GI
1015					
1016	Electric General	$ 149,193.59			
		$ 149,193.59	This project provided a 115-kV interconnection for Fiber Wind LLC's 80 MW wind energy facility located in Crosby County, Texas.	Customer Funded	GI
1017					
1018	Electric General	$ 143,270.18			
		$ 143,270.18	This project constructed the new Lost Draw Switching Station to provide a 115-kV interconnection point for the Wildcat Ranch wind farm.	Customer Funded	GI
1019					
1020	Electric General	$ (24.02)			
1021	Electric General	9,585.71			
1022	Electric General	7,593.64			
		$ 17,155.33	This project is for purchasing furniture, typically a desk and chairs, for control houses located in substations.	SPS Zonal	OT
1023					
1024	Electric General	$ -			
		$ -	This project installed a second 84 MVA (mega-Volt-Ampere) transformer at Graham Substation. This project increased the reliability of Graham Interchange and the surrounding area by providing a second source of 69-kV power to serve the area substations.	SPS Zonal	RE
1025					
1026	Electric General	$ 111,869.69			
		$ 111,869.69	This project installed the new Mahoney Switching Station to provide a new 230-kV service point to XTO.	SPS Zonal/Customer	LI
1027					
1028	Electric General	$ 21,535.64			
		$ 21,535.64	This project constructed a new 115/12.5-kV distribution substation near Plainview, Texas. The project was needed to address overloads in the area.	SPS Zonal	LI
1029					

Southwestern Public Service Company

Transmission Capital Additions for July 1, 2017 through March 31, 2019
Summary of Projects

	(A)	(B)	(C)	(D)	(E)	(F)	(G)	(H)	(I)
Line No.	Asset Class	WBS Level 1 Project Group Name	WBS Level 2 Number	WBS Level 2 Description	In-Service Date (year-month)	Additions to Plant-In-Service (July 1, 2017 - March 31, 2019)	XES Charges (Included in Column F)	Other Affiliate Charges (Included in Column F)	Total Affiliate Charges (Included in Column F)
1030	Electric General	Lea Co Plains Sw Cap Bank	A.0001283.003	Business System Equip for Eng Acces	2018-05	$ 65,343.19	$ 2,540.80	$ -	$ 2,540.80
		Lea Co Plains Sw Cap Bank Total				**$ 65,343.19**	**$ 2,540.80**	**$ -**	**$ 2,540.80**
1031									
1032	Electric General	Line ELR SPS	A.0000499.016	Line ELR SPS 2016 Comm	2018-08	$ 38,309.64	$ 427.99	$ -	$ 427.99
1033	Electric General	Line ELR SPS	A.0000499.016	Line ELR SPS 2016 Comm	2019-03	53,380.95	652.48	-	652.48
1034	Electric General	Line ELR SPS	A.0000499.017	PS ELR 115kV NM Comm	2019-03	169,242.27	473.71	-	473.71
		Line ELR SPS Total				**$ 260,932.86**	**$ 1,554.18**	**$ -**	**$ 1,554.18**
1035									
1036	Electric General	LP L Relay Upgrades	A.0001067.002	Lubbock South Communication	2018-10	$ 103,191.53	$ 2,673.05	$ -	$ 2,673.05
1037	Electric General	LP L Relay Upgrades	A.0001067.003	Lubbock East Communication	2019-01	97,429.13	856.52	-	856.52
		LP L Relay Upgrades Total				**$ 200,620.66**	**$ 3,529.57**	**$ -**	**$ 3,529.57**
1038									
1039	Electric General	Lynn County RTU Replacement	A.0000906.001	Lynn Co RTU Replacement Comm	2015-03	$ 3,329.09	$ 3,376.58	$ -	$ 3,376.58
		Lynn County RTU Replacement Total				**$ 3,329.09**	**$ 3,376.58**	**$ -**	**$ 3,376.58**
1040									
1041	Electric General	Mescalero Ridge Wind	A.0000346.004	Mescalero Wind Comm for Crossr	2015-08	$ 337,358.65	$ -	$ -	$ -
		Mescalero Ridge Wind Total				**$ 337,358.65**	**$ -**	**$ -**	**$ -**
1042									
1043	Electric General	NE Hereford to New Center St. 115 kV Line	A.0000296.007	New Centre St Comm	2018-04	$ 212,859.09	$ -	$ -	$ -
1044	Electric General	NE Hereford to New Center St. 115 kV Line	A.0000296.009	NE Hereford Comm	2018-04	312,659.23	842.30	11.85	854.15
		NE Hereford to New Center St. 115 kV Line Total				**$ 525,518.32**	**$ 842.30**	**$ 11.85**	**$ 854.15**
1045									
1046	Electric General	Nichols 115kV BFR	A.0000533.010	Dumas 19th Comm	2017-07	$ 1,352.67	$ -	$ -	$ -
		Nichols 115kV BFR Total				**$ 1,352.67**	**$ -**	**$ -**	**$ -**
1047									
1048	Electric General	OPIE 1 North Loving (Hopi to Capano)	A.0000424.130	North Loving RTU - comm	2015-05	$ 75.75	$ 41.37	$ -	$ 41.37
1049	Electric General	OPIE 1 North Loving (Hopi to Capano)	A.0000424.223	Hopi Comm	2016-12	1,312.39	619.04	-	619.04
		OPIE 1 North Loving (Hopi to Capano) Total				**$ 1,388.14**	**$ 660.41**	**$ -**	**$ 660.41**
1050									

Southwestern Public Service Company

Transmission Capital Additions for July 1, 2017 through March 31, 2019
Summary of Projects

	(A)	(J)	(K)	(L)	(M)
Line No.	Asset Class	Total Native Charges (Column F less I) Within the Total Additions to Plant-in-Service Shown in Column (F)	WBS Level 1 Project Group Description	Cost Recovery Method	Project Category
1030	Electric General	$ 62,802.39			
		$ 62,802.39	**This project installed a 14.4 MVAr capacitor bank. SPP issued SPS a NTC for this project.**	**SPP Base Plan**	**RE**
1031					
1032	Electric General	$ 37,881.65			
1033	Electric General	52,728.47			
1034	Electric General	168,768.56			
		$ 259,378.68	**The term "ELR" stands for End of Life Replacement. This project provided for improvement work on transmission lines to address high priority capital defects, such as defective wood poles and cross arms, that were discovered through line inspections. Work in the ELR group included emergent work, planned usually 12 to 18 months in advance of the work being performed. Typically this work replaced capital property units on a like-for-like basis and returned the transmission line to overall good health.**	**SPS Zonal**	**SR**
1035					
1036	Electric General	$ 100,518.48			
1037	Electric General	96,572.61			
		$ 197,091.09	**This project upgraded the line protection relays, breaker controls and communication architecture at SPS's Lubbock East and Lubbock South Interchanges on the terminals providing 230-kV service to Lubbock Power and Light (LP&L).**	**SPS Zonal**	**SR**
1038					
1039	Electric General	$ (47.49)			
		$ (47.49)	**This project replaced the outdated Remote Terminal Unit (RTU) at Lynn County Interchange.**	**SPP Base Plan**	**RE**
1040					
1041	Electric General	$ 337,358.65			
		$ 337,358.65	**This project connected a 200 MW wind resource to the Tolk-Eddy 345-kV line. The wind farm was interconnected into Crossroads Substation.**	**Customer Funded**	**GI**
1042					
1043	Electric General	$ 212,859.09			
1044	Electric General	311,805.08			
		$ 524,664.17	**This project constructed a new 115-kV line from Northeast Hereford Interchange to a new distribution substation named New Center St. (La Plata) to allow the 69-kV substation to be removed from the 69-kV Hereford Loop. This allowed the Hereford Interchange and the Northeast Hereford Interchange 115/69-kV transformers to stay under their ratings. This project was needed for system reliability. SPP issued SPS a NTC for this project.**	**SPP Base Plan**	**RE**
1045					
1046	Electric General	$ 1,352.67			
		$ 1,352.67	**This project added breaker failure relaying to the 115-kV bus at the Nichols Substation near Amarillo, Texas. This project was needed to address North American Electric Reliability Corporation ("NERC") compliance requirements as well as stability and reliability issues on the system.**	**SPS Zonal**	**RE**
1047					
1048	Electric General	$ 34.38			
1049	Electric General	693.35			
		$ 727.73	**This project constructed a 115-kV line from the Hopi Substation to the new North Loving Substation to serve additional loads and to provide increased network reliability. SPP issued SPS a NTC for this project.**	**SPP Base Plan**	**RE**
1050					

Southwestern Public Service Company

Transmission Capital Additions for July 1, 2017 through March 31, 2019
Summary of Projects

	(A)	(B)	(C)	(D)	(E)	(F)	(G)	(H)	(I)
Line No.	Asset Class	WBS Level 1 Project Group Name	WBS Level 2 Number	WBS Level 2 Description	In-Service Date (year-month)	Additions to Plant-In-Service (July 1, 2017 - March 31, 2019)	XES Charges (Included in Column F)	Other Affiliate Charges (Included in Column F)	Total Affiliate Charges (Included in Column F)
1051	Electric General	OPIE 1 Potash Junction	A.0000424.018	Potash Junct 115/69 Xfmr UpgrC	2015-09	$ 75.83	$ -	$ 0.56	$ 0.56
		OPIE 1 Potash Junction Total				**$ 75.83**	**$ -**	**$ 0.56**	**$ 0.56**
1052									
1053	Electric General	OPIE 2 China Draw-Wood Draw 115kV_PID 30825	A.0000424.233	Hopi Bkr Inst pecos Term Sub Comm	2017-11	$ 63,896.12	$ 499.25	$ -	$ 499.25
		OPIE 2 China Draw-Wood Draw 115kV_PID 30825 Total				**$ 63,896.12**	**$ 499.25**	**$ -**	**$ 499.25**
1054									
1055	Electric General	OPIE 2 Livingston Ridge-Cardinal 115kV_PID 30695	A.0000424.069	L Ridge 115kV Sub Comms_UID 50	2017-11	$ 232,791.49	$ 802.25	$ 2.05	$ 804.30
1056	Electric General	OPIE 2 Livingston Ridge-Cardinal 115kV_PID 30695	A.0000424.074	Sage Brush 115kV Sub Comms_UID	2016-12	4,030.96	382.35	-	382.35
1057	Electric General	OPIE 2 Livingston Ridge-Cardinal 115kV_PID 30695	A.0000424.077	Cardinal 115kV Sub Comms_UID 5	2017-05	192.02	-	-	-
1058	Electric General	OPIE 2 Livingston Ridge-Cardinal 115kV_PID 30695	A.0000424.229	OPIE POTASH LIVINGSTON RIDGE RECOND	2019-03	2,055.02	(384.75)	-	(384.75)
		OPIE 2 Livingston Ridge-Cardinal 115kV_PID 30695 Total				**$ 239,069.49**	**$ 799.85**	**$ 2.05**	**$ 801.90**
1059									
1060	Electric General	OPIE 3 China Draw SVC	A.0000424.129	China Draw Sub Comm	2016-12	$ 736.93	$ -	$ -	$ -
		OPIE 3 China Draw SVC Total				**$ 736.93**	**$ -**	**$ -**	**$ -**
1061									
1062	Electric General	OPIE 3 Kiowa-China Draw 345kV_PID 30638	A.0000424.164	N Loving 345kV Sub Comms_UID 5	2018-05	$ 567,117.00	$ 28,570.69	$ -	$ 28,570.69
1063	Electric General	OPIE 3 Kiowa-China Draw 345kV_PID 30638	A.0000424.168	China Draw 345kV Sub Comms_UID	2016-12	(821.57)	-	-	-
1064	Electric General	OPIE 3 Kiowa-China Draw 345kV_PID 30638	A.0000424.168	China Draw 345kV Sub Comms_UID	2018-05	381,692.29	8,144.35	-	8,144.35
		OPIE 3 Kiowa-China Draw 345kV_PID 30638 Total				**$ 947,987.72**	**$ 36,715.04**	**$ -**	**$ 36,715.04**
1065									
1066	Electric General	OPIE 3 Ponderosa-Custer Mt115kV_PID 30694	A.0000424.056	Custer Mt 115kV Sub Comms_UID	2017-05	$ 2,158.34	$ 374.82	$ (1.19)	$ 373.63
		OPIE 3 Ponderosa-Custer Mt115kV_PID 30694 Total				**$ 2,158.34**	**$ 374.82**	**$ (1.19)**	**$ 373.63**
1067									
1068	Electric General	OPIE Enterprise S Eddy Tap	A.0000424.173	W39 Inst Switch for Enterprise	2018-07	$ 71,768.26	$ 2,013.57	$ -	$ 2,013.57
		OPIE Enterprise S Eddy Tap Total				**$ 71,768.26**	**$ 2,013.57**	**$ -**	**$ 2,013.57**
1069									
1070	Electric General	OPIE Hobbs-Kiowa 345kV_PID 30637	A.0000424.041	OPIE 2_Kiowa 345kV Sub Comms_U	2018-03	$ 583,994.36	$ 28,823.85	$ -	$ 28,823.85
1071	Electric General	OPIE Hobbs-Kiowa 345kV_PID 30637	A.0000424.043	OPIE 3_Hobbs 345kV Sub Comms_U	2018-03	475,458.15	1,121.00	73.65	1,194.65

Southwestern Public Service Company

Transmission Capital Additions for July 1, 2017 through March 31, 2019
Summary of Projects

	(A)	(J)	(K)	(L)	(M)
Line No.	Asset Class	Total Native Charges (Column F less I) Within the Total Additions to Plant-in-Service Shown in Column (F)	WBS Level 1 Project Group Description	Cost Recovery Method	Project Category
1051	Electric General	$ 75.27			
		$ 75.27	**This project replaced the 40 MVA 115/69-kV transformers at Potash Junction with 84 MVA transformers. SPP issued SPS a NTC for this project.**	**SPP Base Plan**	**RE**
1052					
1053	Electric General	$ 63,396.87			
		OF $ 63,396.87	**This project constructed a 115-kV line between China Draw and Wood Draw to loop the 115-kV transmission system. This line is south of Carlsbad, New Mexico. This project was needed for system reliability and SPP issued SPS a NTC for this project.**	**SPP Base Plan**	**RE**
1054					
1055	Electric General	$ 231,987.19			
1056	Electric General	3,648.61			
1057	Electric General	192.02			
1058	Electric General	2,439.77			
		OP $ 238,267.59	**This project replaced the existing 69-kV Livingston Ridge Substation with a new 115-kV Livingston Ridge Substation near Carlsbad, New Mexico, constructed the new 115-kV Sage Brush Substation near Hobbs, New Mexico, constructed the new Cardinal Substation near Hobbs, New Mexico, and constructed a new 115-kV transmission line between the Livingston Ridge, Sage Brush, and Cardinal Substations. The project was identified by SPP in the High Priority Incremental Load Study ("HPILS"). SPP issued SPS a NTC for this project.**	**SPP Base Plan**	**RE**
1059					
1060	Electric General	$ 736.93			
		$ 736.93	**This project installed a 115-kV static VAr compensator ("SVC") at the China Draw Substation near Carlsbad, New Mexico. The project was needed to address overloads and low voltage in the area. SPP issued SPS a NTC for this project.**	**SPP Base Plan**	**RE**
1061					
1062	Electric General	$ 538,546.31			
1063	Electric General	(821.57)			
1064	Electric General	373,547.94			
		$ 911,272.68	**This project installed new 345/115-kV transformers at North Loving and China Draw substations. It also constructed a new 345-kV transmission line from Kiowa to North Loving to China Draw substation. The project was needed for reliability and SPP issued SPS a NTC for this project.**	**SPP Base Plan**	**RE**
1065					
1066	Electric General	$ 1,784.71			
		($ 1,784.71	**This project constructed a radial 115-kV line from the new Custer Mountain Substation to the new Ponderosa Substation, a distribution substation, located west of Jal, New Mexico. SPP issued SPS a NTC for this project.**	**SPS Directly Assigned**	**RE**
1067					
1068	Electric General	$ 69,754.69			
		$ 69,754.69	**This project connected a new 25 MW gas processing load on the Red Bluff to Wood Draw 115-kV line. This line is southeast of Carlsbad, New Mexico.**	**SPS Zonal**	**LI**
1069					
1070	Electric General	$ 555,170.51			
1071	Electric General	474,263.50			

Southwestern Public Service Company

Transmission Capital Additions for July 1, 2017 through March 31, 2019
Summary of Projects

	(A)	(B)	(C)	(D)	(E)	(F)	(G)	(H)	(I)
Line No.	Asset Class	WBS Level 1 Project Group Name	WBS Level 2 Number	WBS Level 2 Description	In-Service Date (year-month)	Additions to Plant-In-Service (July 1, 2017 - March 31, 2019)	XES Charges (Included in Column F)	Other Affiliate Charges (Included in Column F)	Total Affiliate Charges (Included in Column F)
		OPIE Hobbs-Kiowa 345kV_PID 30637 Total				**$ 1,059,452.51**	**$ 29,944.85**	**$ 73.65**	**$ 30,018.50**
1072									
1073	Electric General	OPIE Reconductor_PCA-Quahada	A.0000424.221	PCA Communication	2018-07	$ 33,396.43	$ 70.75	$ -	$ 70.75
1074	Electric General	OPIE Reconductor_PCA-Quahada	A.0000424.222	Quahada Communication	2018-07	45,354.03	-	-	-
		OPIE Reconductor_PCA-Quahada Total				**$ 78,750.46**	**$ 70.75**	**$ -**	**$ 70.75**
1075									
1076	Electric General	OPIE Roadrunner to Agave Ochoa 115 Lines	A.0000488.005	OCHOA Comm	2018-04	$ 92,895.85	$ -	$ -	$ -
		OPIE Roadrunner to Agave Ochoa 115 Lines Total				**$ 92,895.85**	**$ -**	**$ -**	**$ -**
1077									
1078	Electric General	Physical Security	A.0000710.007	NM Physical Security Comm	2017-08	$ 452,510.52	$ 6,564.72	$ (150.00)	$ 6,414.72
1079	Electric General	Physical Security	A.0000710.007	NM Physical Security Comm	2017-12	536,934.33	6,132.03	(228.75)	5,903.28
1080	Electric General	Physical Security	A.0000710.008	SPS Physical Security Comm	2016-12	155.39	223.38	-	223.38
1081	Electric General	Physical Security	A.0000710.008	SPS Physical Security Comm	2016-12	1,447.62	130.66	-	130.66
1082	Electric General	Physical Security	A.0000710.008	SPS Physical Security Comm	2016-12	(1.60)	66.39	-	66.39
1083	Electric General	Physical Security	A.0000710.008	SPS Physical Security Comm	2016-12	0.04	-	-	-
1084	Electric General	Physical Security	A.0000710.008	SPS Physical Security Comm	2017-12	475,841.54	5,262.67	(180.00)	5,082.67
1085	Electric General	Physical Security	A.0000710.008	SPS Physical Security Comm	2017-12	584,055.01	4,113.82	(256.88)	3,856.94
1086	Electric General	Physical Security	A.0000710.008	SPS Physical Security Comm	2017-12	949,274.92	10,991.81	(176.25)	10,815.56
1087	Electric General	Physical Security	A.0000710.008	SPS Physical Security Comm	2018-12	51,681.20	2,801.37	(41.25)	2,760.12
1088	Electric General	Physical Security	A.0000710.008	SPS Physical Security Comm	2018-12	59,775.89	1,295.79	(22.50)	1,273.29
1089	Electric General	Physical Security	A.0000710.008	SPS Physical Security Comm	2018-06	396,040.78	11,296.23	-	11,296.23
1090	Electric General	Physical Security	A.0000710.008	SPS Physical Security Comm	2017-12	456,231.68	12,919.73	-	12,919.73
1091	Electric General	Physical Security	A.0000710.008	SPS Physical Security Comm	2016-12	(142.07)	-	-	-
		Physical Security Total				**$ 3,963,805.25**	**$ 61,798.60**	**$ (1,055.63)**	**$ 60,742.97**
1092									
1093	Electric General	Portales 115 kV Loop	A.0002033.001	Portales Interchange Sub Comm	2018-02	$ 237,611.47	$ 539.74	$ -	$ 539.74
		Portales 115 kV Loop Total				**$ 237,611.47**	**$ 539.74**	**$ -**	**$ 539.74**
1094									
1095	Electric General	Pringle 115 kV Breaker & One-Half	A.0000851.002	Pringle Substation Comm	2017-04	$ 38,433.86	$ 414.04	$ 83.99	$ 498.03
		Pringle 115 kV Breaker & One-Half Total				**$ 38,433.86**	**$ 414.04**	**$ 83.99**	**$ 498.03**
1096									
1097	Electric General	Puckett West Breaker Addition	A.0000574.007	Coulter Relay Mod, Sub, COMM	2017-06	$ 27,154.80	$ (43.80)	$ -	$ (43.80)

Southwestern Public Service Company

Transmission Capital Additions for July 1, 2017 through March 31, 2019
Summary of Projects

	(A)	(J)	(K)	(L)	(M)
Line No.	Asset Class	Total Native Charges (Column F less I) Within the Total Additions to Plant-in-Service Shown in Column (F)	WBS Level 1 Project Group Description	Cost Recovery Method	Project Category
		$ 1,029,434.01	**This project installed new 345/115-kV transformers at the Hobbs Generating Plant and Kiowa interchanges. It also constructed a new 345-kV transmission line between Hobbs Generating Plant and Kiowa substations. The project was needed for reliability and SPP issued SPS a NTC for this project.**	**SPP Base Plan**	**RE**
1072					
1073	Electric General	$ 33,325.68			
1074	Electric General	45,354.03			
		$ 78,679.71	**This project wrecked out and rebuilt the 115-kV line between the PCA and Quahada substations near Carlsbad, New Mexico. This project was needed to address overloads in the area. SPP issued SPS a NTC for this project.**	**SPP Base Plan**	**RE**
1075					
1076	Electric General	$ 92,895.85			
		$ 92,895.85	**This project constructed a new 115-kV line from Roadrunner substation to Agave #2 (customer-owned substation). SPP issued SPS a NTC for this project.**	**SPP Base Plan**	**RE**
1077					
1078	Electric General	$ 446,095.80			
1079	Electric General	531,031.05			
1080	Electric General	(67.99)			
1081	Electric General	1,316.96			
1082	Electric General	(67.99)			
1083	Electric General	0.04			
1084	Electric General	470,758.87			
1085	Electric General	580,198.07			
1086	Electric General	938,459.36			
1087	Electric General	48,921.08			
1088	Electric General	58,502.60			
1089	Electric General	384,744.55			
1090	Electric General	443,311.95			
1091	Electric General	(142.07)			
		$ 3,903,062.28	**This project installed Physical Security Upgrades affecting SPS substation protection with specific work varying by substation location, current layout, and threat history. Typical security measures included the installation of equipment such as cameras and motion sensors at substations.**	**SPS Zonal**	**OT**
1092					
1093	Electric General	$ 237,071.73			
		$ 237,071.73	**This project constructed a 115-kV loop around the City of Portales, New Mexico and converted the South Portales and Market Street substations to 115-kV to provide additional load serving capability and eliminate the overloads of the 115/69-kV transformers at Portales Interchange. SPP issued SPS a NTC for this project.**	**SPP Base Plan**	**RE**
1094					
1095	Electric General	$ 37,935.83			
		$ 37,935.83	**This project installed a new 115-kV bus and a new 115/34.5-kV transformer at the Pringle Substation. This work was needed to serve increased load in the area and to increase reliability. Pringle Substation is located north of Amarillo, TX.**	**SPS Zonal**	**SR/LI**
1096					
1097	Electric General	$ 27,198.60			

Southwestern Public Service Company

Transmission Capital Additions for July 1, 2017 through March 31, 2019
Summary of Projects

	(A)	(B)	(C)	(D)	(E)	(F)	(G)	(H)	(I)
Line No.	Asset Class	WBS Level 1 Project Group Name	WBS Level 2 Number	WBS Level 2 Description	In-Service Date (year-month)	Additions to Plant-In-Service (July 1, 2017 - March 31, 2019)	XES Charges (Included in Column F)	Other Affiliate Charges (Included in Column F)	Total Affiliate Charges (Included in Column F)
		Puckett West Breaker Addition Total				**$ 27,154.80**	**$ (43.80)**	**$ -**	**$ (43.80)**
1098									
1099	Electric General	Roosevelt Cty 230 Brkr 1/2	A.0001353.001	Roosevelt Comm	2018-06	$ 140,839.38	$ 1,087.22	$ -	$ 1,087.22
		Roosevelt Cty 230 Brkr 1/2 Total				**$ 140,839.38**	**$ 1,087.22**	**$ -**	**$ 1,087.22**
1100									
1101	Electric General	Roswell Loop	A.0000522.010	MPLS Insallation at Capitain Sub	2017-12	$ 69,834.26	$ 129.60	$ (108.67)	$ 20.93
		Roswell Loop Total				**$ 69,834.26**	**$ 129.60**	**$ (108.67)**	**$ 20.93**
1102									
1103	Electric General	RTU - EMS Upgrade - SPS	A.0000588.001	SPS RTU EMS Upgrade	2019-01	$ 53,949.27	$ -	$ -	$ -
1104	Electric General	RTU - EMS Upgrade - SPS	A.0000588.010	Grassland RTU Replacement	2017-10	263,977.61	23,450.65	-	23,450.65
1105	Electric General	RTU - EMS Upgrade - SPS	A.0000588.011	Moore Co 115kV RTU Rplmnt	2018-12	766,987.37	22,581.57	-	22,581.57
		RTU - EMS Upgrade - SPS Total				**$ 1,084,914.25**	**$ 46,032.22**	**$ -**	**$ 46,032.22**
1106									
1107	Electric General	S&E - SPS Sub	A.0000220.029	SPS NM SE Comm	2017-12	$ 449,738.52	$ 11,812.04	$ (186.61)	$ 11,625.43
1108	Electric General	S&E - SPS Sub	A.0000220.030	Amoco RTU Replacement	2018-09	456,109.82	11,638.72	-	11,638.72
		S&E - SPS Sub Total				**$ 905,848.34**	**$ 23,450.76**	**$ (186.61)**	**$ 23,264.15**
1109									
1110	Electric General	Security Access Control System	A.0001118.006	Lock and Key System TX		$ 1,418,820.58	$ 48,843.67	$ -	$ 48,843.67
1111	Electric General	Security Access Control System	A.0001118.007	Lock and Key System NM		481,954.53	18,603.16	-	18,603.16
1112	Electric General	Security Access Control System	A.0001118.009	Lock and Key System OK		17,284.35	181.69	-	181.69
		Security Access Control System Total				**$ 1,918,059.46**	**$ 67,628.52**	**$ -**	**$ 67,628.52**
1113									
1114	Electric General	seminole intg 230/115kV xfmr #1 & #2 upgrades	A.0000494.003	Seminole Xfmr East Comm	2018-12	$ 79,541.08	$ 3,297.72	$ -	$ 3,297.72
		seminole intg 230/115kV xfmr #1 & #2 upgrades Total				**$ 79,541.08**	**$ 3,297.72**	**$ -**	**$ 3,297.72**
1115									
1116	Electric General	Sierra Substation (RIAC Conversion)	A.0001300.020	Roswell Intg New 115kV Terminal Com	2018-11	$ 252,008.64	$ 14,064.35	$ -	$ 14,064.35
		Sierra Substation (RIAC Conversion) Total				**$ 252,008.64**	**$ 14,064.35**	**$ -**	**$ 14,064.35**
1117									
1118	Electric General	SPS CIP 5 Sub Networking	A.0000924.002	SPS CIP 5 Harrington Comm	2017-08	$ 154,953.17	$ -	$ (25.87)	$ (25.87)
1119	Electric General	SPS CIP 5 Sub Networking	A.0000924.007	SPS CIP 5 Jones Comm	2017-08	170,411.84	-	-	-
1120	Electric General	SPS CIP 5 Sub Networking	A.0000924.009	SPS CIP 5 Plant X Sta Comm	2017-05	283.30	283.30	-	283.30
1121	Electric General	SPS CIP 5 Sub Networking	A.0000924.011	SPS CIP 5 RooseveltCo NM Comm	2017-08	201,464.09	19.95	7.26	27.21
1122	Electric General	SPS CIP 5 Sub Networking	A.0000924.012	SPS CIP 5 Tolk Sta Comm	2017-08	195,920.50	-	-	-

Southwestern Public Service Company

Transmission Capital Additions for July 1, 2017 through March 31, 2019
Summary of Projects

	(A)	(J)	(K)	(L)	(M)
Line No.	Asset Class	Total Native Charges (Column F less I) Within the Total Additions to Plant-in-Service Shown in Column (F)	WBS Level 1 Project Group Description	Cost Recovery Method	Project Category
		$ 27,198.60	This project installed two new 115-kV terminals and a new 500' transmission line tap at Puckett West Substation. This project increased the reliability of Puckett West Substation by making two transmission sources available to it. SPP issued SPS a NTC for this project.	SPP Base Plan/SPS Zonal	RE
1098					
1099	Electric General	$ 139,752.16			
		$ 139,752.16	The project re-configured the Roosevelt County Substation 230-kV bus to a double-bus, double breaker configuration to accommodate the addition of the Pleasant Hill 230-kV line terminal. The upgraded configuration improves reliability and mitigates long-term outages in the event of a breaker that fails to open.	SPS Zonal	RE
1100					
1101	Electric General	$ 69,813.33			
		$ 69,813.33	This project constructed a new 115-kV line between the Chaves County, Price and Capitan substations along with the conversion of the Price 69-kV substation to 115-kV. This project is on the north side of Roswell, New Mexico. SPP issued SPS a NTC for this project.	SPP Base Plan	RE
1102					
1103	Electric General	$ 53,949.27			
1104	Electric General	240,526.96			
1105	Electric General	744,405.80			
		$ 1,038,882.03	This project replaced remote terminal units ("RTUs") that were at the end of their useful service life.	SPS Zonal	OT
1106					
1107	Electric General	$ 438,113.09			
1108	Electric General	444,471.10			
		$ 882,584.19	These projects provided for the storm and emergency work orders that repaired substation facilities damaged by inclement weather and natural disasters.	SPS Zonal	SR
1109					
1110	Electric General	$ 1,369,976.91			
1111	Electric General	463,351.37			
1112	Electric General	17,102.66			
		$ 1,850,430.94	This project replaced the existing standard locks on substation entry gates with locks that use an electronic key to restrict substation access to authorized personnel and to meet compliance requirements.	SPS Zonal	OT
1113					
1114	Electric General	$ 76,243.36			
	se	$ 76,243.36	This project replaced the two 230/115-kV transformers at Seminole Interchange with two 246/283 MVA units. This project was needed for regional reliability to address the overload of the Seminole 230/115-kV transformers for the outage of the parallel Seminole 230/115-kV transformer. SPP issued SPS a NTC for this project.	SPP Base Plan	RE
1115					
1116	Electric General	$ 237,944.29			
		$ 237,944.29	This project constructed a new 115-kV distribution substation and the conversion of a 2 mile 69-kV transmission line to 115-kV operation. SPP issued SPS a NTC for this project.	SPP Base Plan	RE
1117					
1118	Electric General	$ 154,979.04			
1119	Electric General	170,411.84			
1120	Electric General	(0.00)			
1121	Electric General	201,436.88			
1122	Electric General	195,920.50			

Southwestern Public Service Company

Transmission Capital Additions for July 1, 2017 through March 31, 2019
Summary of Projects

	(A)	(B)	(C)	(D)	(E)	(F)	(G)	(H)	(I)
Line No.	Asset Class	WBS Level 1 Project Group Name	WBS Level 2 Number	WBS Level 2 Description	In-Service Date (year-month)	Additions to Plant-In-Service (July 1, 2017 - March 31, 2019)	XES Charges (Included in Column F)	Other Affiliate Charges (Included in Column F)	Total Affiliate Charges (Included in Column F)
1123	Electric General	SPS CIP 5 Sub Networking	A.0000924.013	SPS CIP 5 Tuco Comm	2017-06	5,655.72	-	41.72	41.72
1124	Electric General	SPS CIP 5 Sub Networking	A.0000924.014	SPS CIP 5 Yoakum Co Comm	2017-09	236,503.60	862.95	172.47	1,035.42
		SPS CIP 5 Sub Networking Total				**$ 965,192.22**	**$ 1,166.20**	**$ 195.58**	**$ 1,361.78**
1125									
1126	Electric General	SPS Frame Relay	A.0000948.002	KS Frame Relay Comm	2017-08	$ 222,459.96	$ 40.11	$ 10.36	$ 50.47
1127	Electric General	SPS Frame Relay	A.0000948.003	NM Frame Relay Comm	2017-08	143,865.51	113.74	10.43	124.17
1128	Electric General	SPS Frame Relay	A.0000948.003	NM Frame Relay Comm	2017-08	291,100.46	45.26	-	45.26
1129	Electric General	SPS Frame Relay	A.0000948.003	NM Frame Relay Comm	2018-10	297,334.30	3,561.00	-	3,561.00
1130	Electric General	SPS Frame Relay	A.0000948.003	NM Frame Relay Comm	2017-08	79,839.41	-	-	-
1131	Electric General	SPS Frame Relay	A.0000948.003	NM Frame Relay Comm	2016-07	1,890.64	56.43	13.61	70.04
1132	Electric General	SPS Frame Relay	A.0000948.003	NM Frame Relay Comm	2017-08	80,600.10	70.75	-	70.75
1133	Electric General	SPS Frame Relay	A.0000948.004	TX Frame Relay Comm	2017-06	12,207.64	75.26	-	75.26
1134	Electric General	SPS Frame Relay	A.0000948.004	TX Frame Relay Comm	2016-07	2,629.89	59.97	13.26	73.23
1135	Electric General	SPS Frame Relay	A.0000948.004	TX Frame Relay Comm	2017-09	100,566.56	191.25	-	191.25
1136	Electric General	SPS Frame Relay	A.0000948.004	TX Frame Relay Comm	2017-09	(81.16)	(862.95)	(172.47)	(1,035.42)
1137	Electric General	SPS Frame Relay	A.0000948.004	TX Frame Relay Comm	2017-09	118,819.46	-	3.31	3.31
1138	Electric General	SPS Frame Relay	A.0000948.004	TX Frame Relay Comm	2015-03	848.61	-	-	-
1139	Electric General	SPS Frame Relay	A.0000948.004	TX Frame Relay Comm	2016-09	968.98	36.47	-	36.47
1140	Electric General	SPS Frame Relay	A.0000948.004	TX Frame Relay Comm	2017-09	266,362.12	-	-	-
1141	Electric General	SPS Frame Relay	A.0000948.004	TX Frame Relay Comm	2017-05	3,275.25	-	-	-
1142	Electric General	SPS Frame Relay	A.0000948.004	TX Frame Relay Comm	2017-06	30.74	-	-	-
1143	Electric General	SPS Frame Relay	A.0000948.004	TX Frame Relay Comm	2017-08	54,481.35	41.37	-	41.37
1144	Electric General	SPS Frame Relay	A.0000948.004	TX Frame Relay Comm	2017-08	144,217.74	1,735.14	-	1,735.14
1145	Electric General	SPS Frame Relay	A.0000948.004	TX Frame Relay Comm	2017-08	86,425.16	1,360.58	-	1,360.58
1146	Electric General	SPS Frame Relay	A.0000948.004	TX Frame Relay Comm	2017-06	6.68	-	-	-
1147	Electric General	SPS Frame Relay	A.0000948.004	TX Frame Relay Comm	2017-06	6.68	-	-	-
1148	Electric General	SPS Frame Relay	A.0000948.004	TX Frame Relay Comm	2018-12	110,895.87	856.21	-	856.21
1149	Electric General	SPS Frame Relay	A.0000948.004	TX Frame Relay Comm	2016-09	4,123.52	59.97	30.14	90.11
1150	Electric General	SPS Frame Relay	A.0000948.004	TX Frame Relay Comm	2017-09	108,708.97	149.19	5.02	154.21
1151	Electric General	SPS Frame Relay	A.0000948.004	TX Frame Relay Comm	2019-01	171,511.16	3,061.37	-	3,061.37
		SPS Frame Relay Total				**$ 2,303,095.60**	**$ 10,651.12**	**$ (86.34)**	**$ 10,564.78**
1152									
1153	Electric General	SPS Group 1 Switch Replacements	A.0000153.003	SPS Trans Switch Comm	2019-02	$ 83,307.95	$ 217.71	$ -	$ 217.71
		SPS Group 1 Switch Replacements Total				**$ 83,307.95**	**$ 217.71**	**$ -**	**$ 217.71**
1154									
1155	Electric General	SPS Sub Communication Network Group 1	A.0000795.003	SPS Sub Comm Network Group 1 C	2018-12	$ 163,179.10	$ 759.52	$ -	$ 759.52
1156	Electric General	SPS Sub Communication Network Group 1	A.0000795.003	SPS Sub Comm Network Group 1 C	2017-04	(34.72)	-	-	-
1157	Electric General	SPS Sub Communication Network Group 1	A.0000795.003	SPS Sub Comm Network Group 1 C	2017-04	205.15	124.10	-	124.10
		SPS Sub Communication Network Group 1 Total				**$ 163,349.53**	**$ 883.62**	**$ -**	**$ 883.62**
1158									

Southwestern Public Service Company

Transmission Capital Additions for July 1, 2017 through March 31, 2019
Summary of Projects

	(A)	(J)	(K)	(L)	(M)
Line No.	Asset Class	Total Native Charges (Column F less I) Within the Total Additions to Plant-in-Service Shown in Column (F)	WBS Level 1 Project Group Description	Cost Recovery Method	Project Category
1123	Electric General	5,614.00			
1124	Electric General	235,468.18			
		$ 963,830.44	**This project purchased and installed security and network equipment to meet the compliance requirements of NERC Standard CIP-005.**	**SPS Zonal**	**OT**
1125					
1126	Electric General	$ 222,409.49			
1127	Electric General	143,741.34			
1128	Electric General	291,055.20			
1129	Electric General	293,773.30			
1130	Electric General	79,839.41			
1131	Electric General	1,820.60			
1132	Electric General	80,529.35			
1133	Electric General	12,132.38			
1134	Electric General	2,556.66			
1135	Electric General	100,375.31			
1136	Electric General	954.26			
1137	Electric General	118,816.15			
1138	Electric General	848.61			
1139	Electric General	932.51			
1140	Electric General	266,362.12			
1141	Electric General	3,275.25			
1142	Electric General	30.74			
1143	Electric General	54,439.98			
1144	Electric General	142,482.60			
1145	Electric General	85,064.58			
1146	Electric General	6.68			
1147	Electric General	6.68			
1148	Electric General	110,039.66			
1149	Electric General	4,033.41			
1150	Electric General	108,554.76			
1151	Electric General	168,449.79			
		$ 2,292,530.82	**These projects installed communications equipment for control and monitoring of the various substations upgraded with this project.**	**SPS Zonal**	**OT**
1152					
1153	Electric General	$ 83,090.24			
		$ 83,090.24	**These projects replaced old high-maintenance or broken switches with new switches.**	**SPS Zonal**	**SR**
1154					
1155	Electric General	$ 162,419.58			
1156	Electric General	(34.72)			
1157	Electric General	81.05			
		$ 162,465.91	**These projects provided for the construction of a fiber optics communication infrastructure within the SPS region. The first leg of a multi-year effort will start in the Amarillo area by installing Optical Ground Wire ("OPGW") in the static position on selected transmission lines to create a redundant fiber optic communication ring with access to the Amarillo Transmission Operations Center. This ring provides redundant protection paths for the line sections on which the OPGW is installed as well as provides redundant paths for the Supervisory Control And Data Acquisition ("SCADA") system.**	**SPS Zonal**	**OT**
1158					

Southwestern Public Service Company

Transmission Capital Additions for July 1, 2017 through March 31, 2019
Summary of Projects

	(A)	(B)	(C)	(D)	(E)	(F)	(G)	(H)	(I)
Line No.	Asset Class	WBS Level 1 Project Group Name	WBS Level 2 Number	WBS Level 2 Description	In-Service Date (year-month)	Additions to Plant-In-Service (July 1, 2017 - March 31, 2019)	XES Charges (Included in Column F)	Other Affiliate Charges (Included in Column F)	Total Affiliate Charges (Included in Column F)
1159	Electric General	SPS Walkemeyer 345 115 280 MVA SUB	A.0001310.008	Walkemeyer 345/115 Sub Comm	2018-06	$ 217,960.47	$ 9,743.30	$ -	$ 9,743.30
		SPS Walkemeyer 345 115 280 MVA SUB Total				**$ 217,960.47**	**$ 9,743.30**	**$ -**	**$ 9,743.30**
1160									
1161	Electric General	STEP Newhart Interchange	A.0000421.052	Swisher Sub. Communications	2015-08	$ (22,846.38)	$ -	$ -	$ -
		STEP Newhart Interchange Total				**$ (22,846.38)**	**$ -**	**$ -**	**$ -**
1162									
1163	Electric General	STEP Pleasant Hill	A.0000215.019	Pleasant Hill RTU Comm	2015-02	$ 7,171.00	$ -	$ -	$ -
1164	Electric General	STEP Pleasant Hill	A.0000215.031	FEC COMM Install	2017-04	20,000.00	-	-	-
		STEP Pleasant Hill Total				**$ 27,171.00**	**$ -**	**$ -**	**$ -**
1165									
1166	Electric General	T01 Tap TCEC Unit Petroleum	A.0000854.003	Install Switch and Tap Comm	2018-07	$ 80,896.36	$ 152.69	$ -	$ 152.69
		T01 Tap TCEC Unit Petroleum Total				**$ 80,896.36**	**$ 152.69**	**$ -**	**$ 152.69**
1167									
1168	Electric General	Tools - Engineering	A.0006059.436	SPS Ops Engineering Tools	2017-04	$ 134,620.25	$ -	$ -	$ -
		Tools - Engineering Total				**$ 134,620.25**	**$ -**	**$ -**	**$ -**
1169									
1170	Electric General	Tools COM Substation	A.0006059.063	SPS Sub Comm Tool Blanket		$ 1,294,459.44	$ -	$ -	$ -
1171	Electric General	Tools COM Substation	A.0006059.437	SPS COM Tools (BU 8371)		349,057.54	-	-	-
		Tools COM Substation Total				**$ 1,643,516.98**	**$ -**	**$ -**	**$ -**
1172									
1173	Electric General	Tools Line Field Ops	A.0006059.432	Tool Blanket TX Line		$ 726,123.81	$ -	$ (3,772.37)	$ (3,772.37)
1174	Electric General	Tools Line Field Ops	A.0006059.499	EPZ Mats TX	2018-04	88,162.31	-	-	-
1175	Electric General	Tools Line Field Ops	A.0006059.499	EPZ Mats TX	2018-04	97,551.03	-	-	-
1176	Electric General	Tools Line Field Ops	A.0006059.500	EPZ Mats NM	2018-04	190,061.78	-	-	-
		Tools Line Field Ops Total				**$ 1,101,898.93**	**$ -**	**$ (3,772.37)**	**$ (3,772.37)**
1177									
1178	Electric General	Tools System Protection Comm Eng	A.0006059.081	Tools Sys Protection Comm Eng	2018-04	$ 9,331.66	$ -	$ -	$ -
		Tools System Protection Comm Eng Total				**$ 9,331.66**	**$ -**	**$ -**	**$ -**
1179									

Southwestern Public Service Company

Transmission Capital Additions for July 1, 2017 through March 31, 2019
Summary of Projects

	(A)	(J)	(K)	(L)	(M)
Line No.	Asset Class	Total Native Charges (Column F less I) Within the Total Additions to Plant-in-Service Shown in Column (F)	WBS Level 1 Project Group Description	Cost Recovery Method	Project Category
1159	Electric General	$ 208,217.17			
		$ 208,217.17	**This project constructed the new Carpenter Switching Station (formerly Stevens County) which is located on the 345-kV line from Hitchland Interchange to Finney Switching Station. This project was needed to address low voltages in the area. SPP issued SPS a NTC for this project.**	**SPP Base Plan**	**RE**
1160					
1161	Electric General	$ (22,846.38)			
		$ (22,846.38)	**This project constructed a new 230/115-kV interchange and substation with associated 115-kV transmission lines near Hart, Texas. The project upgraded the transmission system in this area and relieved high transmission loadings on the central part of the SPS transmission system in Castro, Parmer, Swisher, Bailey, Lamb and Hale counties. SPP issued SPS a NTC for this project.**	**SPP Base Plan**	**RE**
1162					
1163	Electric General	$ 7,171.00			
1164	Electric General	20,000.00			
		$ 27,171.00	**This project constructed a new 230/115-kV interchange and substation with associated 230-kV and 115-kV transmission lines near the Clovis, New Mexico. The project provided additional voltage and capacity support for the eastern New Mexico area. SPP issued SPS a NTC for this project.**	**SPP Base Plan**	**RE**
1165					
1166	Electric General	$ 80,743.67			
		$ 80,743.67	**This project connected a new distribution substation for Tri-County Electric Cooperative on the 115-kV line between the Texas County Substation and the Cole Substation.**	**SPS Zonal**	**LI**
1167					
1168	Electric General	$ 134,620.25			
		$ 134,620.25	**This project purchased capital tools for engineering purposes, such as relays and test equipment for commissioning laboratories.**	**SPS Zonal**	**OT**
1169					
1170	Electric General	$ 1,294,459.44			
1171	Electric General	349,057.54			
		$ 1,643,516.98	**These projects purchased capital tools for construction and maintenance activities.**	**SPS Zonal**	**OT**
1172					
1173	Electric General	$ 729,896.18			
1174	Electric General	88,162.31			
1175	Electric General	97,551.03			
1176	Electric General	190,061.78			
		$ 1,105,671.30	**This project purchased capital tools for the construction of capital projects.**	**SPS Zonal**	**OT**
1177					
1178	Electric General	$ 9,331.66			
		$ 9,331.66	**This project purchased the equipment panels for the Substation Design, Substation Communications, and System Protection Engineering Lab. These equipment panels have been used to mount the protective relaying, communication relaying, power supplies, and metering equipment used in the lab. These panels and equipment are being used for research and development of advanced communication and protection relaying schemes as well as for event analysis and troubleshooting of field situations that require engineering support.**	**SPS Zonal**	**OT**
1179					

Southwestern Public Service Company

Transmission Capital Additions for July 1, 2017 through March 31, 2019
Summary of Projects

	(A)	(B)	(C)	(D)	(E)	(F)	(G)	(H)	(I)
Line No.	Asset Class	WBS Level 1 Project Group Name	WBS Level 2 Number	WBS Level 2 Description	In-Service Date (year-month)	Additions to Plant-In-Service (July 1, 2017 - March 31, 2019)	XES Charges (Included in Column F)	Other Affiliate Charges (Included in Column F)	Total Affiliate Charges (Included in Column F)
1180	Electric General	Tools, Training Center	A.0006059.433	Tools Training Center SPS	2017-04	$ 11,694.15	$ -	$ -	$ -
1181	Electric General	Tools, Training Center	A.0006059.434	SPS Training Center Tools		40,009.79	-	-	-
		Tools, Training Center Total				**$ 51,703.94**	**$ -**	**$ -**	**$ -**
1182									
1183	Electric General	TPL BFR V31 Hutchinson to Riverview	A.0000532.003	TPL BFR V31 Riverview Comm	2016-12	$ (5,252.25)	$ -	$ (0.31)	$ (0.31)
		TPL BFR V31 Hutchinson to Riverview Total				**$ (5,252.25)**	**$ -**	**$ (0.31)**	**$ (0.31)**
1184									
1185	Electric General	Transportation - SPS	11302945	Fleet New Units 2011 El Tran, SPS	2013-01	$ 65.40	$ -	$ -	$ -
1186	Electric General	Transportation - SPS	A.0006056.158	Fleet New Unit El Trans 2015 T	2017-09	44,550.96	-	-	-
1187	Electric General	Transportation - SPS	A.0006056.163	Fleet New Units 2015 El Trans	2017-10	44,942.65	(131.10)	-	(131.10)
1188	Electric General	Transportation - SPS	A.0006056.223	Fleet New Units El Trans NM		104,498.00	3,044.28	-	3,044.28
1189	Electric General	Transportation - SPS	A.0006056.224	Fleet New Unit El Trans TX		8,233,231.67	53,391.08	5,468.88	58,859.96
		Transportation - SPS Total				**$ 8,427,288.68**	**$ 56,304.26**	**$ 5,468.88**	**$ 61,773.14**
1190									
1191	Electric General	Unserviceable - Breakers - SPS	A.0000589.009	Tuco 115 House RTU Replacement Comm	2017-08	$ 485,963.86	$ 10,927.40	$ (452.98)	$ 10,474.42
		Unserviceable - Breakers - SPS Total				**$ 485,963.86**	**$ 10,927.40**	**$ (452.98)**	**$ 10,474.42**
1192									
1193	Electric General	V-05 Canyon West-Canyon East	A.0000947.003	V05 Canyon East Tap Switch Comm	2017-06	$ 64.32	$ 132.78	$ 0.06	$ 132.84
		V-05 Canyon West-Canyon East Total				**$ 64.32**	**$ 132.78**	**$ 0.06**	**$ 132.84**
1194									
1195	Electric General	V-37 Bailey County Switch	A.0000881.004	Communication to 3 Way Switch	2017-06	$ 1.05	$ -	$ -	$ -
		V-37 Bailey County Switch Total				**$ 1.05**	**$ -**	**$ -**	**$ -**
1196									
1197	Electric General	Waits Higg Comm Upgrade	A.0002048.003	Higg Inst New SCADA Radio Comm	2018-04	$ 968.54	$ -	$ -	$ -
1198	Electric General	Waits Higg Comm Upgrade	A.0002048.003	Higg Inst New SCADA Radio Comm	2016-12	10,241.70	-	-	-
		Waits Higg Comm Upgrade Total				**$ 11,210.24**	**$ -**	**$ -**	**$ -**
1199									
1200	Electric General	Yoakum 115kV BFR	A.0000658.006	Terry Co Comm	2018-11	$ 114,109.07	$ 4,106.82	$ -	$ 4,106.82
1201	Electric General	Yoakum 115kV BFR	A.0000658.007	Seagraves Comm	2019-03	147,339.47	35.98	-	35.98
		Yoakum 115kV BFR Total				**$ 261,448.54**	**$ 4,142.80**	**$ -**	**$ 4,142.80**
1202									
1203	Electric General	Yoakum 230kv Bus Rebuild	A.0000352.016	Yoakum 230 kV Bus Rebld, Commu	2014-06	$ (313,943.84)	$ -	$ -	$ -

Southwestern Public Service Company

Transmission Capital Additions for July 1, 2017 through March 31, 2019
Summary of Projects

	(A)	(J)		(K)	(L)	(M)
Line No.	Asset Class	Total Native Charges (Column F less I) Within the Total Additions to Plant-in-Service Shown in Column (F)		WBS Level 1 Project Group Description	Cost Recovery Method	Project Category
1180	Electric General	$	11,694.15			
1181	Electric General		40,009.79			
		$	**51,703.94**	**This project purchased capital tools to construct capital projects and capital tools to be used in the training center.**	**SPS Zonal**	**OT**
1182						
1183	Electric General	$	(5,251.94)			
		$	**(5,251.94)**	**This project installed breaker failure relays on the terminals of line V31 which runs between Hutchinson and Riverview substations.**	**SPS Zonal**	**RE**
1184						
1185	Electric General	$	65.40			
1186	Electric General		44,550.96			
1187	Electric General		45,073.75			
1188	Electric General		101,453.72			
1189	Electric General		8,174,371.71			
		$	**8,365,515.54**	**These projects purchased fleet vehicles for operation in the SPS area. The vehicles included automobiles, trucks, heavy vehicles such as bucket trucks, high-reach bucket trucks, hole-diggers, and trailers. Without these vehicles, crews would not have access to a predictable and reliable method of transport nor have the necessary equipment to perform needed transmission construction work.**	**SPS Zonal**	**OT**
1190						
1191	Electric General	$	475,489.44			
		$	**475,489.44**	**This project replaced circuit breakers that failed tests and were not performing correctly. It also replaced breakers which had become under-rated due to transmission or generation additions.**	**SPS Zonal**	**SR**
1192						
1193	Electric General	$	(68.52)			
		$	**(68.52)**	**This project wrecked out and rebuilt a 115-kV line between the Canyon West and Canyon East Substations near Canyon, Texas. The project was needed to address overloads in the area. SPP issued SPS a NTC for this project.**	**SPP Base Plan**	**RE**
1194						
1195	Electric General	$	1.05			
		$	**1.05**	**This project installed a three-way switch and tap at Bailey County Substation.**	**SPS Zonal**	**LI**
1196						
1197	Electric General	$	968.54			
1198	Electric General		10,241.70			
		$	**11,210.24**	**This project installed Supervisory Control And Data Acquisition ("SCADA") radios for communications with the respective remote terminal units ("RTUs") in the substations. The RTUs provide data to the system control center for transmission operations.**	**SPS Zonal**	**OT**
1199						
1200	Electric General	$	110,002.25			
1201	Electric General		147,303.49			
		$	**257,305.74**	**This project installed Breaker Failure Relay (BFR) protection on all the 115-kV breakers at Yoakum Co. Interchange. Installing BFR protection reduces the clearing time of the fault during a stuck breaker event, which has been determined to cause major generation and transmission system impacts for certain breaker failure events.**	**SPS Zonal**	**RE**
1202						
1203	Electric General	$	(313,943.84)			

Southwestern Public Service Company

Transmission Capital Additions for July 1, 2017 through March 31, 2019
Summary of Projects

	(A)	(B)	(C)	(D)	(E)	(F)	(G)	(H)	(I)
Line No.	Asset Class	WBS Level 1 Project Group Name	WBS Level 2 Number	WBS Level 2 Description	In-Service Date (year-month)	Additions to Plant-In-Service (July 1, 2017 - March 31, 2019)	XES Charges (Included in Column F)	Other Affiliate Charges (Included in Column F)	Total Affiliate Charges (Included in Column F)
		Yoakum 230kv Bus Rebuild Total				**$ (313,943.84)**	**$ -**	**$ -**	**$ -**
1204									
1205	Electric General	Z26 Bailey Co South Switch 69kV	A.0000905.002	Install Switch and Tap Comm	2019-01	$ 22,101.40	$ -	$ -	$ -
		Z26 Bailey Co South Switch 69kV Total				**$ 22,101.40**	**$ -**	**$ -**	**$ -**
1206									
1207	Electric General	Z66 Booker/Wade Conversion	A.0000646.012	Ochiltree Communication	2016-07	$ 848.32	$ -	$ 6.29	$ 6.29
		Z66 Booker/Wade Conversion Total				**$ 848.32**	**$ -**	**$ 6.29**	**$ 6.29**
1208									
1209	Electric General	Z66 Tap to NP Chapparal	A.0000915.003	Z66 Tap to NP Chapparal Comm	2017-03	$ 3,548.31	$ 279.22	$ -	$ 279.22
		Z66 Tap to NP Chapparal Total				**$ 3,548.31**	**$ 279.22**	**$ -**	**$ 279.22**
1210									
1211	Electric General	Zodiac Substation	A.0000224.008	Portales Comm	2017-05	$ 10,158.86	$ -	$ -	$ -
		Zodiac Substation Total				**$ 10,158.86**	**$ -**	**$ -**	**$ -**
1212									
1213	**Electric General Total**					**$ 30,816,995.49**	**$ 522,307.96**	**$ 125.17**	**$ 522,433.13**
1214	**Grand Total**					**$ 480,671,604.20**	**$ 8,343,226.53**	**$ 16,822.45**	**$ 8,360,048.98**

Southwestern Public Service Company

Transmission Capital Additions for July 1, 2017 through March 31, 2019
Summary of Projects

	(A)	(J)		(K)	(L)	(M)
Line No.	Asset Class	Total Native Charges (Column F less I) Within the Total Additions to Plant-in-Service Shown in Column (F)		WBS Level 1 Project Group Description	Cost Recovery Method	Project Category
		$	(313,943.84)	This project converted the 230-kV bus at Yoakum County Interchange from a straight configuration to a breaker and one-half configuration to satisfy reliability standards. SPP issued SPS a NTC for this project.	SPS Zonal	RE
1204						
1205	Electric General	$	22,101.40			
		$	22,101.40	This project installed a new 69-kV three-way switch adjacent to Bailey County Electric Cooperative's South Bailey Metering Station to provide service as a delivery point. This delivery point location is near Muleshoe, Texas.	SPS Zonal	LI
1206						
1207	Electric General	$	842.03			
		$	842.03	This project removed the existing 69-kV line Z-66 (Perryton to Booker) and replaced it with a new 115-kV transmission line. It also converted the existing Wade and Booker substations to 115-kV operation. The new source for these substations is the Ochiltree Substation 115-kV bus.	SPS Zonal	RE
1208						
1209	Electric General	$	3,269.09			
		$	3,269.09	This project constructed a 115-kV tap to serve North Plains Electric Cooperative's Chaparral Substation.	SPS Zonal	LI
1210						
1211	Electric General	$	10,158.86			
		$	10,158.86	This project constructed approximately three miles of 115-kV line from Portales Interchange to Zodiac Substation, and then converted the Zodiac Substation to 115-kV service. SPP issued SPS a NTC for this project.	SPP Base Plan	RE
1212						
1213	**Electric General Total**	$	30,294,562.36			
1214	**Grand Total**	$	472,311,555.22			

Southwestern Public Service Company

Transmission Capital Additions for April 1, 2019 through June 30, 2019

	(A)	(B)	(C)	(D)	(E)	(F)
Line No.	**Asset Class**	**Witness**	**Project Category**	**Additions to Plant-in-Service (Apr. 2019 - Jun. 2019)**	**Total Affiliate Charges (Included in Column D)**	**WBS Level 1 Project Group Name and Description**
1	Electric Transmission	Cooley	OT	$ 13,953.18		**Agreement Lighthouse Bill of Sale** - This project installed a single transmission line switch on line Y-96 to provide an isolation point between SPS and Lighthouse Electric Cooperative's South Plains Substation per an agreement with Lighthouse Electric as a condition for SPS to purchase a 69-kV line segment from Lighthouse Electric.
2	Electric Transmission	Cooley	RE	235,920.18		**Amarillo West Upgrade** - This project provided for multiple projects to address reliability and city expansion in the Amarillo area. Specifically, this project provided for the replacement of transmission structures on 115-kV line U42 to clear the right of way for the new section of Loop 335 being constructed by the Texas Department of Transportation (TXDOT). Part or all of these costs should be reimburseable by TXDOT.
3	Electric Transmission	Cooley	RE	16,219.49		**Atoka-Eagle Creek** - This project constructed a 115-kV transmission line between the Atoka and Eagle Creek Substations near Artesia, New Mexico. The project is needed to address low voltages in the area. SPP issued SPS a NTC for this project.
4	Electric Transmission	Cooley	RE	20,491.75		**Carlisle to Wolfforth** - This project constructed a new 230-kV line between the Carlisle and Wolfforth substations and substation line terminals to accommodate the new transmission line. This project was needed for reliability and load growth in the surrounding area. SPP issued SPS a NTC for the project.
5	Electric Transmission	Cooley	LI	344,326.86		**Chevron South Eddy Fields Load Addition** - This project installed a three-way 115-kV switch on transmission line W-87 west of China Draw substation to provide a new 115-kV service point for a new substation owned by Chevron.
6	Electric Transmission	Cooley	GI	513,658.98		**Cochran Plains Line Ratings** - This project increased the line and substation terminal ratings of the 115-kV lines U-19 and U-20 between Cochran Co. Interchange and Lea County Plains Switching Station. This project was needed to provide the capacity to accommodate the new 350 MW Wildcat Ranch wind farm generation connected at Lost Draw Switching Station.
7	Electric Transmission	Cooley	RE	30.99		**Curry to Bailey 115kV** - This project constructed a new 115-kV line from the Curry County Substation near Clovis, New Mexico to the Bailey County Substation near Muleshoe, Texas. The project was needed to address low voltage at the Bailey County Substation. SPP issued SPS a NTC for this project.
8	Electric Transmission	Cooley	SR	10.01		**CVA Mitigation** - This project replaced various pieces of equipment that were identified by the Common Vulnerability Assessment (CVA) program. The CVA program identifies specific pieces of equipment that have a history of failing across all of the Xcel Energy transmission systems and works to proactively replace the remaining pieces of equipment still in service before they fail.

Southwestern Public Service Company

Transmission Capital Additions for April 1, 2019 through June 30, 2019

	(A)	(B)	(C)	(D)	(E)	(F)
Line No.	**Asset Class**	**Witness**	**Project Category**	**Additions to Plant-in-Service (Apr. 2019 - Jun. 2019)**	**Total Affiliate Charges (Included in Column D)**	**WBS Level 1 Project Group Name and Description**
9	Electric Transmission	Cooley	LI	49,682.47		**DCP - White Deer Sub** - This project installed a tap line on V-29 and installed a new distribution substation called White Deer. The new substation was needed to serve increasing distribution loads in the area.
10	Electric Transmission	Cooley	RE	75,853.00		**Deaf Smith 230kV Breaker Add** - This project created a ring bus on the 230-kV side of the Deaf Smith Substation.
11	Electric Transmission	Cooley	RE	(232.11)		**Eddy Co Breakers** - This project redesigned the 230-kV bus at Eddy County Interchange and installed two in-line breakers. This project addressed the the reliability compliance issues at the Eddy County Interchange per current NERC Transmission Planning standards.
12	Electric Transmission	Cooley	RE	688,974.57		**Eddy County Dbl Bus Dbl Brker 230kV** - This project reconfigured the existing Eddy County Interchange 230-kV bus from a main and transfer bus design to a double bus-double breaker arrangement. This project was required to meet long-term firm transmission service requests in the SPP Aggregate Facility Study SPP-2013-AG3-AFS-6. SPP issued SPS a NTC for this project.
13	Electric Transmission	Cooley	SR	59,365.34		**ELR - Breakers - SPS** - The term "ELR" stands for End of Life Replacement. This project replaced circuit breakers that had reached the end of their useful life. This work was done at multiple substations as part of a multi-year program to replace breakers that are obsolete, for which parts are no longer available and require significant operations and maintenance spend to keep them in service.
14	Electric Transmission	Cooley	SR	1,726,692.11		**ELR - Relay - SPS** - The term "ELR" stands for End of Life Replacement. This project replaced protective relays that had reached the end of their useful life.
15	Electric Transmission	Cooley	SR	89,449.11		**Facility Upgrade Ancillary Equip** - This project provided for the replacement of failing switches, jumpers and other ancillary equipment.
16	Electric Transmission	Cooley	OT	351,389.18		**Fault Recorders - SPS** - This project installed fault recorders for disturbance monitoring at substations.
17	Electric Transmission	Cooley	GI	8,000.00		**GEN 2010-14 Novus Wind IV, 358.8 MW** - This project added a 345-kV terminal to the 345-kV bus at Hitchland Interchange to provide an interconnection point for the Novus Wind IV wind farm transmission line. The wind farm has a net capacity of 358.8 MW.
18	Electric Transmission	Cooley	GI	10.00		**GEN 2011-022 (Firewheel)** - This project constructed a new 345-kV terminal at Hitchland Interchange to provide an interconnection point for a new wind farm.
19	Electric Transmission	Cooley	GI	11,000.00		**GEN 2012-020 Hale Co Wind, 478MW** - This project constructed a new 230-kV terminal for the interconnection of the Hale County wind farm.
20	Electric Transmission	Cooley	GI	668,313.00		**GEN 2013 027 Blue Cloud Wind** - This project constructed the new 230-kV Needmore Switching Station to accommodate the new wind generation from Blue Cloud Wind.

Southwestern Public Service Company

Transmission Capital Additions for April 1, 2019 through June 30, 2019

	(A)	(B)	(C)	(D)	(E)	(F)
Line No.	**Asset Class**	**Witness**	**Project Category**	**Additions to Plant-in-Service (Apr. 2019 - Jun. 2019)**	**Total Affiliate Charges (Included in Column D)**	**WBS Level 1 Project Group Name and Description**
21	Electric Transmission	Cooley	GI	1,620.36		**Gen 2014 047 New 345kV Term at Crossroads** - This project constructed a new 345-kV terminal at Crossroads Interchange to provide an interconnection for a new wind farm.
22	Electric Transmission	Cooley	GI	380,457.59		**Gen Upgrade Tolk X Reconductor** - This project upgraded the two 230-kV lines K-27 and K-45 and the associated line terminals at Tolk Substation and Plant X Substation. These upgrades were shared network upgrade projects identified in SPP's DISIS 2014-002 study to accommodate new generation being added.
23	Electric Transmission	Cooley	GI	380,088.26		**GEN-2015-014 Lost Draw Substation** - This project constructed the new Lost Draw Switching Station to provide a 115-kV interconnection point for the Wildcat Ranch wind farm.
24	Electric Transmission	Cooley	LI	1,379,217.00		**Hillside - 2nd DCP 28MVA XFMR** - This project reconfigured the 115-kV bus from a radial tap to an in-and-out arrangement and provided the 115-kV equipment to add a second 115/13.2-kV 28 MVA distribution transformer. This work was needed to provide addition capacity to serve new distribution loads in the southwest Amarillo area.
25	Electric Transmission	Cooley	EC/TI	(10,811.17)		**Hitchland to Woodward** - This project constructed a double-circuit 345-kV transmission line between the Hitchland Substation, near Guymon, Oklahoma, and OG&E's Woodward Substation, near Woodward, Oklahoma. SPS constructed approximately 30 miles of the line from the Hitchland Substation to OG&E's Beaver County Substation near Beaver, Oklahoma. OG&E constructed the line from the Beaver County Substation to its Woodward Substation. The Project was identified in the SPP's Priority Project Studies. SPP issued SPS a NTC for this project.
26	Electric Transmission	Cooley	GI/LI	68,519.54		**IA Tariff Fund** - This project funded the construction of new generation and load delivery points that arose throughout the period.
27	Electric Transmission	Cooley	RE	12,483,100.82		**Ink Basin Substation** - This project constructed a new 230/115-kV, three breaker ring bus interchange in the south-central part of Yoakum County, Texas. Existing transmission circuits 115-kV V80 and 230-kV K93 were routed in to and out of the new interchange. A new 230/115-kV, 250 MVA, transformer provides a new source of power for the 115-kV. SPP issued SPS a NTC for this project.
28	Electric Transmission	Cooley	LI	64,219.86		**Interconnection Kemp GSEC RBEC** - This project installed three new 115-kV switches on SPS's transmission line T-47 to provide 115-kV service to Rita Blanca Electric Cooperative's new Kemp delivery point.
29	Electric Transmission	Cooley	LI	7,338,506.52		**Interconnection Milwaukee** - This project installed the new SPS Quincy Switching Station to provide 115-kV service to South Plains Electric Cooperative to serve new load from thier new Milwaukee Substation.
30	Electric Transmission	Cooley	LI	274,474.00		**Interconnection XTO Mahoney** - This project installed the new Mahoney Switching Station to provide a new 230-kV service point to XTO.

Southwestern Public Service Company

Transmission Capital Additions for April 1, 2019 through June 30, 2019

	(A)	(B)	(C)	(D)	(E)	(F)
Line No.	**Asset Class**	**Witness**	**Project Category**	**Additions to Plant-in-Service (Apr. 2019 - Jun. 2019)**	**Total Affiliate Charges (Included in Column D)**	**WBS Level 1 Project Group Name and Description**
31	Electric Transmission	Cooley	LI	(2,592.66)		**Interconnection XTO Poker Cowboy Phase 1** - This project installed two new 115-kV switches on SPS's transmission line W-39 to provide 115-kV service to XTO to serve their new loads in the area.
32	Electric Transmission	Cooley	RE	885,965.15		**K32 Terminal Upgrades Potter & Harrington** - This project replaced the line terminal equipment for 230-kV line K-32 at Harrington Station and Potter County Interchange. This work was needed to comply with an NTC from SPP requiring a minimum summer emergency rating of 547 MVA for the line and terminals. SPP issued SPS a NTC for this project.
33	Electric Transmission	Cooley	SR	814,424.03		**Line ELR SPS** - The term "ELR" stands for End of Life Replacement. This project provided for improvement work on transmission lines to address high priority capital defects, such as defective wood poles and cross arms, that were discovered through line inspections. Work in the ELR group included emergent work, planned usually 12 to 18 months in advance of the work being performed. Typically this work replaced capital property units on a like-for-like basis and returned the transmission line to overall good health.
34	Electric Transmission	Cooley	RE	233,493.64		**Lubbock S.-Allen Terminal Upgrades**- This project rebuilt the 6-mile, 115-kV line from Lubbock South Interchange to Allen Substation. The SPP NTC required a minimum summer emergency rating of 174 MVA for this line and terminals. SPP issued SPS a NTC for this project.
35	Electric Transmission	Cooley	RE	2,474,528.72		**Lynn Co. 115/69 Xfmr #1 Upgrade** - This project replaced the 40 MVA, 115/69-kV transformer at Lynn County substation with a 84 MVA unit. This project was needed to address the overload of the Lynn County Interchange 115/69-kV circuit 1 transformer for the loss of Lynn County Interchange 115/69-kV circuit 2 transformer. SPP issued SPS a NTC for this project.
36	Electric Transmission	Cooley	RE	132,071.00		**Mustang - Seminole 115kV Ckt1 New Line** - This project installed a 17-mile, 115-kV line and new line terminals at Mustang Station and Seminole Interchange. The SPP NTC required a minimum summer emergency rating of 240 MVA for the line. SPP issued SPS a NTC for this project.
37	Electric Transmission	Cooley	RE	17,985,296.05		**Mustang-Shell CO2 115kV Line** - This project constructed a new 115-kV transmission line between the Mustang and Shell CO2 substations. The project was needed to address overloads in the area. SPP issued SPS a NTC for this project.
38	Electric Transmission	Cooley	RE	5,635.52		**NE Hereford to New Center St. 115 kV Line** - This project constructed a new 115-kV line from Northeast Hereford Interchange to a new distribution substation named New Center St. (La Plata) to allow the 69-kV substation to be removed from the 69-kV Hereford Loop. This allowed the Hereford Interchange and the Northeast Hereford Interchange 115/69-kV transformers to stay under their ratings. This project was needed for system reliability. SPP issued SPS a NTC for this project.

Southwestern Public Service Company

Transmission Capital Additions for April 1, 2019 through June 30, 2019

	(A)	(B)	(C)	(D)	(E)	(F)
Line No.	**Asset Class**	**Witness**	**Project Category**	**Additions to Plant-in-Service (Apr. 2019 - Jun. 2019)**	**Total Affiliate Charges (Included in Column D)**	**WBS Level 1 Project Group Name and Description**
39	Electric Transmission	Cooley	RE	175,149.33		**NEF Targa Reconductor** - This project re-conductored the 6.6-mile, 115-kV transmission circuit running from NEF Substation to the Targa Substation tap. This project was needed to eliminate the overloading of this segment during certain system conditions. SPP issued SPS a NTC for this project.
40	Electric Transmission	Cooley	RE	548,366.56		**NERC TPL Relay Improvements** - This project installed and replaced relays to comply with the North American Electric Reliability Corporation (NERC) Transmission Planning (TPL) standards at a number of identified substations.
41	Electric Transmission	Cooley	RE	76.45		**OPIE 1 Road Runner (Interc Potash Conn)** - This project constructed the Roadrunner Substation to connect a new potash mine, Intercontinental Potash, to the 115-kV transmission system in southeast New Mexico. SPP issued SPS a NTC for this project.
42	Electric Transmission	Cooley	RE	(3,503.04)		**OPIE 2 China Draw** - This project constructed the 115-kV transmission line from North Loving Substation to the China Draw Substation and the transmission substation facilities at China Draw. SPP issued SPS a NTC for this project.
43	Electric Transmission	Cooley	RE	3,401,173.66		**OPIE 2 China Draw-Yeso Hills 115kV_PID 30675** - This project constructed a radial 115-kV line from China Draw sub to the new Yeso Hills substation east of China Draw for service to developing loads. The Yeso Hills substation is southwest of Carlsbad, NM. This project was needed for to provide increased reliability in the area.
44	Electric Transmission	Cooley	RE/LI	4,150.69		**OPIE 2 DCP Zia 2 Quahada Project** - This project constructed a new four breaker 115-kV ring bus at the intersection of PCA to Cunningham and Maljamar to Intrepid 115-kV lines. It also constructed the radial tap line to the customer's new substation. SPP issued SPS a NTC for this project.
45	Electric Transmission	Cooley	RE	872,887.38		**OPIE 2 Kiowa-Eddy Co 345kV** - This project provided for the permit and easement acquisition for an anticipated 30 mile 345-kV line from Eddy County Substation to the Kiowa Substation.
46	Electric Transmission	Cooley	RE	29,141.25		**OPIE 2 Kiowa-Road Runner 345kV Conv_PID 30639** - This project replaced the existing 230/115-kV transformer at Roadrunner Substation with a new 345/115-kV transformer, converted the Kiowa to Roadrunner line from 230-kV to 345-kV operation, and constructed a new 345/115-kV double circuit transmission line between the Kiowa and Potash Junction substations. The project was needed for reliability reasons and SPP issued SPS a NTC for the project.

Southwestern Public Service Company

Transmission Capital Additions for April 1, 2019 through June 30, 2019

	(A)	(B)	(C)	(D)	(E)	(F)
Line No.	**Asset Class**	**Witness**	**Project Category**	**Additions to Plant-in-Service (Apr. 2019 - Jun. 2019)**	**Total Affiliate Charges (Included in Column D)**	**WBS Level 1 Project Group Name and Description**
47	Electric Transmission	Cooley	RE	25.83		**OPIE 2 Livingston Ridge-Cardinal 115kV_PID 30695** - This project replaced the existing 69-kV Livingston Ridge Substation with a new 115-kV Livingston Ridge Substation near Carlsbad, New Mexico, constructed the new 115-kV Sage Brush Substation near Hobbs, New Mexico, constructed the new Cardinal Substation near Hobbs, New Mexico, and constructed a new 115-kV transmission line between the Livingston Ridge, Sage Brush, and Cardinal Substations. The project was identified by SPP in the High Priority Incremental Load Study ("HPILS"). SPP issued SPS a NTC for this project.
48	Electric Transmission	Cooley	RE	(18,410.28)		**OPIE 3 Kiowa-China Draw 345kV_PID 30638** - This project installed new 345/115-kV transformers at North Loving and China Draw substations. It also constructed a new 345-kV transmission line from Kiowa to North Loving to China Draw substation. The project was needed for reliability and SPP issued SPS a NTC for this project.
49	Electric Transmission	Cooley	LI	131,834.67		**OPIE 3 Malaga Bend** - This project installed a new 115-kV distribution substation called Malaga Bend as well as two new 115-kV transmission lines, a line approximately 11 miles in length from Malaga Bend Substation to South Loving Substation and a line approximately 10 miles in length from Malaga Bend Substation to Phantom Interchange. This substation was needed to serve the rapidly increasing new distribution loads in the surrounding area.
50	Electric Transmission	Cooley	RE	564.13		**OPIE 3 Ponderosa-Custer Mt115kV_PID 30694** - This project constructed a radial 115-kV line from the new Custer Mountain Substation to the new Ponderosa Substation, a distribution substation, located west of Jal, New Mexico. SPP issued SPS a NTC for this project.
51	Electric Transmission	Cooley	RE/LI	329,999.99		**OPIE 3 Roadrunner-China Draw 345kV** - This project installed a new 345/115-kV transmission interchange called Phantom Interchange as well as two new 345-kV transmission lines, a line approximately 20 miles in length from Phantom Interchange to China Draw Substation and a line approximately 21 miles in length from Phantom Interchange to Roadrunner Interchange. The Phantom Interchange was needed to serve the rapidly increasing new transmission loads in the surrounding area and the looped 345-kV lines were needed to provide the needed reliability to these new loads and the existing transmission system in the area. SPP issued SPS a NTC for this project.
52	Electric Transmission	Cooley	RE	(13,932.59)		**OPIE Hobbs-Kiowa 345kV_PID 30637** - This project installed new 345/115-kV transformers at the Hobbs Generating Plant and Kiowa interchanges. It also constructed a new 345-kV transmission line between Hobbs Generating Plant and Kiowa substations. The project was needed for reliability and SPP issued SPS a NTC for this project.

Southwestern Public Service Company

Transmission Capital Additions for April 1, 2019 through June 30, 2019

	(A)	(B)	(C)	(D)	(E)	(F)
Line No.	**Asset Class**	**Witness**	**Project Category**	**Additions to Plant-in-Service (Apr. 2019 - Jun. 2019)**	**Total Affiliate Charges (Included in Column D)**	**WBS Level 1 Project Group Name and Description**
53	Electric Transmission	Cooley	RE	220,722.32		**OPIE Potash-Livingston Ridge Recond** - This project rebuilt 13.5 miles of 115-kV line between Potash Junction and Livingston Ridge substations. SPP issued SPS a NTC for this project.
54	Electric Transmission	Cooley	RE	891.32		**OPIE Reconductor_PCA-Quahada** - This project wrecked out and rebuilt the 115-kV line between the PCA and Quahada substations near Carlsbad, New Mexico. This project was needed to address overloads in the area. SPP issued SPS a NTC for this project.
55	Electric Transmission	Cooley	RE	83,656,102.32		**OPIE TUCO-Hobbs 345kV_PID 30376** - This project constructs a single-circuit 345-kV transmission line between the TUCO Substation, near Lubbock, Texas, the Yoakum Substation in Texas, and the Hobbs Generating Substation near Hobbs, New Mexico. The project was evaluated and identified in the 2013 SPP High Priority Incremental Load Study ("HPILS") as needed for reliability to alleviate loading violations on the underlying network and voltage violations due to insufficient power supply to network load additions. In addition to its reliability benefits, the project was also identified by SPP as providing significant economic benefits. In 2016, SPP issued its Integrated Transmission Planning Near-Term study which identified the TUCO to Yoakum portion of the project as needed as soon as 2017 to mitigate voltage issues in that area. SPP issued SPS NTCs for this project.
56	Electric Transmission	Cooley	RE	1,601.37		**Osage Re-termination Project** - This project upgraded the 115-kV bus at the Randall County Substation. The project was needed to address overloads at the Osage Substation. SPP issued SPS a NTC for the project.
57	Electric Transmission	Cooley	OT	298,738.60		**Physical Security** - This project installed Physical Security Upgrades affecting SPS substation protection with specific work varying by substation location, current layout, and threat history. Typical security measures included the installation of equipment such as cameras and motion sensors at substations.
58	Electric Transmission	Cooley	RE	42,046.85		**Plainview City Sub Removal** - This project removed the 69-kV bus and associated equipment at Plainview City Substation and removed the 69-kV transmission line Z-84 that connected Kiser Substation to Plainview City Substation. The Kiser Substation replaced the Plainview City Substation. SPP issued SPS a NTC for this project.
59	Electric Transmission	Cooley	LI	(140,065.33)		**RB - Purnell Sub** - This project installed a new 115-kV terminal at SPS's XIT Substation to provide 115-kV service to Rita Blanca Electric Cooperative to serve new load from its new Wolves Substation.
60	Electric Transmission	Cooley	RE	56,162.31		**Roswell Loop** - This project constructed a new 115-kV line between the Chaves County, Price and Capitan substations along with the conversion of the Price 69-kV substation to 115-kV. This project is on the north side of Roswell, New Mexico. SPP issued SPS a NTC for this project.

Southwestern Public Service Company

Transmission Capital Additions for April 1, 2019 through June 30, 2019

	(A)	(B)	(C)	(D)	(E)	(F)
Line No.	**Asset Class**	**Witness**	**Project Category**	**Additions to Plant-in-Service (Apr. 2019 - Jun. 2019)**	**Total Affiliate Charges (Included in Column D)**	**WBS Level 1 Project Group Name and Description**
61	Electric Transmission	Cooley	RE	(0.39)		**Roswell-Capitan** - This project constructed a new 115-kV line between the Capitan, Price, and Chaves Substations near Roswell, NM. This project provided additional load serving and helped eliminate contingency issues on the 69-kV system. SPP issued SPS a NTC for this project.
62	Electric Transmission	Cooley	SR	5,087,522.61		**S&E - SPS Line** - These projects provided for the storm and emergency work orders for the replacement or capital repair of transmission line facilities damaged by inclement weather or natural disasters. Interchange.
63	Electric Transmission	Cooley	SR	771,280.37		**S&E - SPS Sub** - These projects provided for the storm and emergency work orders that repaired substation facilities damaged by inclement weather and natural disasters.
64	Electric Transmission	Cooley	RE	2,539,746.43		**seminole intg 230/115kV xfmr #1 & #2 upgrades**- This project replaced the two 230/115-kV transformers at Seminole Interchange with two 246/283 MVA units. This project was needed for regional reliability to address the overload of the Seminole 230/115-kV transformers for the outage of the parallel Seminole 230/115-kV transformer. SPP issued SPS a NTC for this project.
65	Electric Transmission	Cooley	RE	126,295.70		**Sierra Substation (RIAC Conversion)** - This project constructed a new 115-kV distribution substation and converted 2 miles of 69-kV transmission line to 115-kV operation. This project moved load from the 69-kV system to the 115-kV system, eliminating the contingency overloading problem on the 115/69-kV transformers at Roswell Interchange. SPP issued SPS a NTC for this project.
66	Electric Transmission	Cooley	RE	64,194.08		**Soncy Dist. Transformer Conv.** - This project converted the 69-kV Soncy Substation distribution transformer and transmission line to 115-kV operation. This was needed to reduce the loading on the 69-kV underground cable from Lawrence Park Substation. SPP issued SPS a NTC for this project.
67	Electric Transmission	Cooley	OT	2,216.76		**SPS Asset Sales** - This project sold SPS assets to Sharyland Utilities and sold a 69-kV line to Lea County Electric Cooperative.
68	Electric Transmission	Cooley	RE	469,332.06		**SPS Facility Rating Mitigation** - This project upgraded the 115-kV transmission terminal equipment at Carlisle Interchange and Yuma Interchange to match the rating of transmission line T-71. This project was needed to prevent operational issues when the loading on this line exceeded its previous lower rating.
69	Electric Transmission	Cooley	SR	9,151.81		**SPS Group 1 Switch Replacements** - These projects replaced old high-maintenance or broken switches with new switches.

Southwestern Public Service Company

Transmission Capital Additions for April 1, 2019 through June 30, 2019

	(A)	(B)	(C)	(D)	(E)	(F)
Line No.	**Asset Class**	**Witness**	**Project Category**	**Additions to Plant-in-Service (Apr. 2019 - Jun. 2019)**	**Total Affiliate Charges (Included in Column D)**	**WBS Level 1 Project Group Name and Description**
70	Electric Transmission	Cooley	SR	1,220,877.27		**SPS Line Capacity** - This project surveyed and verified the line ratings of the SPS transmission system for lines above 100-kV. This project is a required response to a North American Electric Reliability Corporation ("NERC") Facility Ratings Alert, issued October 7, 2010 and updated on November 30, 2010, requiring transmission owners to verify that transmission line ratings are based on actual field conditions and, if not, perform necessary activities to base ratings on actual field conditions. The survey was done using Light Detection And Ranging ("LiDAR") technology that uses a laser to make highly accurate distance measurements. This project provided for the survey work and any mitigations that were needed to raise the facility capacity ratings if the field results were less than expected.
71	Electric Transmission	Cooley	SR	43,301.17		**SPS Major Line Refurbishment** - This project refurbished various 230-kV lines in the SPS system.
72	Electric Transmission	Cooley	OT	(2,414.90)		**SPS Sub Communication Network Group 1**- These projects provided for the construction of a fiber optics communication infrastructure within the SPS region. The first leg of a multi-year effort will start in the Amarillo area by installing Optical Ground Wire ("OPGW") in the static position on selected transmission lines to create a redundant fiber optic communication ring with access to the Amarillo Transmission Operations Center. This ring provides redundant protection paths for the line sections on which the OPGW is installed as well as provides redundant paths for the Supervisory Control And Data Acquisition ("SCADA") system.
73	Electric Transmission	Cooley	OT	22,733.46		**SPS Sub Communication Network Group 2**- These projects provided for the construction of a fiber optics communication infrastructure within the SPS region. This second leg is the continuation of a multi-year effort in the Amarillo area for installing Optical Ground Wire ("OPGW") in the static position on selected transmission lines to create a redundant fiber optic communication ring with access to the Amarillo Transmission Operations Center. This ring provides redundant protection paths for the line sections on which the OPGW is installed as well as provides redundant paths for the Supervisory Control And Data Acquisition ("SCADA") system.
74	Electric Transmission	Cooley	RE	51.25		**STEP Newhart Interchange** - This project constructed a new 230/115-kV interchange and substation with associated 115-kV transmission lines near Hart, Texas. The project upgraded the transmission system in this area and relieved high transmission loadings on the central part of the SPS transmission system in Castro, Parmer, Swisher, Bailey, Lamb and Hale counties. SPP issued SPS a NTC for this project.

Southwestern Public Service Company

Transmission Capital Additions for April 1, 2019 through June 30, 2019

	(A)	(B)	(C)	(D)	(E)	(F)
Line No.	**Asset Class**	**Witness**	**Project Category**	**Additions to Plant-in-Service (Apr. 2019 - Jun. 2019)**	**Total Affiliate Charges (Included in Column D)**	**WBS Level 1 Project Group Name and Description**
75	Electric Transmission	Cooley	RE	6,690.00		**sundown-amoco switch 230kV terminals** - This project upgraded the 230-kV Sundown and Amoco station line terminals and increased the transmission line clearance of the 230-kV line from Amoco to Sundown to provide a summer emergency rating of 547 MVA for this line segment. The system limitation caused by this line was identified in SPP's 2016 Near Term study. SPP issued SPS a NTC for this project.
76	Electric Transmission	Cooley	RE	32,500.00		**Tierra Blanca 115kV Substation** - This project installed a new 115-kV switching station named Tierra Blanca located approximately one-half mile south of Deaf Smith County Interchange and replaced the relay packages on the remote end line terminals of Deaf Smith Interchange, Hereford Interchange, Northeast Hereford Substation, Castro County Interchange and Canyon West Substation. This switching station mitigates thermal and voltage issues for certain contingencies in the Hereford area.
77	Electric Transmission	Cooley	GI	2,203,625.00		**Tuco Intg 345/230kV Auto #1 upgrade** - This project upgraded the 345/230-kV transformer at TUCO Interchange. This project was one of the shared network upgrades required for the connection of generation projects approved by SPP in their DISIS 2014-002 study.
78	Electric Transmission	Cooley	EC/TI	466.28		**TUCO Mooreland (Woodward)** - This project constructed a single-circuit 345-kV transmission line between the TUCO Substation, near Lubbock, Texas, and Oklahoma Gas & Electric's ("OG&E") Woodward Substation near Woodward, Oklahoma. SPS constructed the line between the TUCO Substation and OG&E's Border Substation near the Texas and Oklahoma border and OG&E constructed the line from the Border Substation to the Woodward Substation. The Project was identified in the SPP's Balanced Portfolio Economic Studies. SPP issued SPS a NTC for this project.
79	Electric Transmission	Cooley	RE	209,736.54		**TUCO S 230 115 Xfmr Upgrade** - This project replaced the existing 230/115-kV, 250 MVA circuit 1 autotransformer at TUCO Substation with a new 284 MVA autotransformer. This project was needed to achieve a minimum emergency rating of 273 MVA for both the circuit 1 and circuit 2, 230/115-kV autotransformers at TUCO Substation. SPP issued SPS a NTC for this project.
80	Electric Transmission	Cooley	SR	206,433.52		**Unserviceable - Relays - SPS** - This project replaced relays determined to be unserviceable during maintenance or testing activities.
81	Electric Transmission	Cooley	RE	500.00		**W26 Byrd Tap-Cooper Reconductor** - This project rebuilt the 4.9-mile, 115-kV line from Byrd Substation Tap to Cooper Ranch Substation to achieve a minimum summer emergency rating of 166 MVA to address regional reliability issues. SPP issued SPS a NTC for this project.

Southwestern Public Service Company

Transmission Capital Additions for April 1, 2019 through June 30, 2019

	(A)	(B)	(C)	(D)	(E)	(F)
Line No.	**Asset Class**	**Witness**	**Project Category**	**Additions to Plant-in-Service (Apr. 2019 - Jun. 2019)**	**Total Affiliate Charges (Included in Column D)**	**WBS Level 1 Project Group Name and Description**
82	Electric Transmission	Cooley	RE	500.00		**W-26 Cooper Ranch-Oil Ctr wreck out rebuild** - This project rebuilt the 3.5-mile, 115-kV line from Cooper Ranch Substation to Oil Center Substation to achieve a minimum summer emergency rating of 163 MVA to address regional reliability issues. SPP issued SPS a NTC for this project.
83	Electric Transmission	Cooley	RE	100,000.00		**W26 Reconductor Cunningham-Monument Tap** - This project rebuilt the 6.5-mile, 115-kV line from Cunningham Generation Plant to Monument Substation Tap to achieve a minimum summer emergency rating of 184 MVA to address regional reliability issues. SPP issued SPS a NTC for this project.
84	Electric Transmission	Cooley	RE	19,973.44		**W40 Reconductor Canyon West-Deaf Smith** - This project wrecked out and rebuilt 26 miles of 115-kV transmission line running from Canyon West Substation to Deaf Smith Interchange. This project was needed to eliminate the overloading of this segment during certain system conditions. SPP issued SPS a NTC for this project.
85	Electric Transmission	Cooley	RE	68,584.19		**W77 Canyon East Tap to Arrowhead** - This project rebuilt 115-kV line W77 from Canyon East tap to Arrowhead substation to provide a higher line capacity. SPP issued SPS a NTC for this project.
86	Electric Transmission	Cooley	RE	3,870,272.30		**W77 T75 Reconductor Arrowhead to Randall** - This project rebuilt approximately 3.5 miles of double-circuit 115-kV transmission line, W77 (Canyon-West to Randall) and T-75 (Osage to Amarillo South) with phase conductors with a minimum of 240 MVA Summer Emergency rating. This project mitigates the overload of the Randall–Canyon East 115-kV line for various outages like the Bushland Interchange to Deaf Smith County Interchange 230-kV. SPP issued SPS a NTC for this project.
87	Electric Transmission	Cooley	LI	35,000.00		**Western St Sub (TAM)** - This project installed a 28 MVA, 115/13.2-kV distribution substation named Western Street located in Amarillo, Texas. This substation was needed to serve new load in the area and to provide contingency back-up capacity for the other distribution substations in the area.
88	Electric Transmission	Cooley	RE	3,290,947.76		**Yoakum Intg. 230/115 Transformer Upgrades** - This project replaced the two existing 230/115-kV, 150 MVA autotransformers at Yoakum County Interchange with two new 250 MVA transformers. This project was needed to prevent the overloading of one of the 150 MVA transformers for the contingency of the other 150 MVA transformer being unavailable. SPP issued SPS a NTC for this project.
89	Electric Transmission	Cooley	RE	354,659.95		**Z66 Booker/Wade Conversion** - This project removed the existing 69-kV line Z-66 (Perryton to Booker) and replaced it with a new 115-kV transmission line. It also converted the existing Wade and Booker substations to 115-kV operation. This project mitigated low voltage and overload conditions due to a Hitchland-Ochiltree 230-kV line outage and allows for future load growth in the area. The new source for these substations is the Ochiltree Substation 115-kV bus.

Southwestern Public Service Company

Transmission Capital Additions for April 1, 2019 through June 30, 2019

	(A)	(B)	(C)	(D)	(E)	(F)
Line No.	**Asset Class**	**Witness**	**Project Category**	**Additions to Plant-in-Service (Apr. 2019 - Jun. 2019)**	**Total Affiliate Charges (Included in Column D)**	**WBS Level 1 Project Group Name and Description**
90	**Electric Transmission Total**			**$ 160,109,222.79**	**$ 2,772,446.22**	
91	Electric General Plant	Cooley	LI	$ 17,320.07		**Chevron South Eddy Fields Load Addition** - This project installed a three-way 115-kV switch on transmission line W-87 west of China Draw substation to provide a new 115-kV service point for a new substation owned by Chevron.
92	Electric General Plant	Cooley	RE	282,621.36		**Deaf Smith 230kV Breaker Add** - This project created a ring bus on the 230-kV side of the Deaf Smith Substation.
93	Electric General Plant	Cooley	RE	99,108.33		**Eddy County Dbl Bus Dbl Brker 230kV** - This project reconfigured the existing Eddy County Interchange 230-kV bus from a main and transfer bus design to a double bus-double breaker arrangement. This project was required to meet long-term firm transmission service requests in the SPP Aggregate Facility Study SPP-2013-AG3-AFS-6. SPP issued SPS a NTC for this project.
94	Electric General Plant	Cooley	SR	126,185.66		**ELR - Relay - SPS** - The term "ELR" stands for End of Life Replacement. This project replaced protective relays that had reached the end of their useful life.
95	Electric General Plant	Cooley	SR	283,005.94		**Facility Upgrade Ancillary Equip** - This project provided for the replacement of failing switches, jumpers and other ancillary equipment.
96	Electric General Plant	Cooley	OT	0.45		**Fault Recorders - SPS** - This project installed fault recorders for disturbance monitoring at substations.
97	Electric General Plant	Cooley	OT	57.70		**General Furniture** - This project is for purchasing furniture, typically a desk and chairs, for control houses located in substations.
98	Electric General Plant	Cooley	RE	91,199.91		**GSEC GB NP Howard-Miami** - This project rebuilt the existing 69-kV line with a new line using larger conductor and insulated for 115-kV in preparation for future conversion to 115-kV operation. SPP issued SPS a NTC for this project.
99	Electric General Plant	Cooley	RE	311,381.00		**Ink Basin Substation** - This project constructed a new 230/115-kV, three breaker ring bus interchange in the south-central part of Yoakum County, Texas. Existing transmission circuits 115-kV V80 and 230-kV K93 were routed in to and out of the new interchange. A new 230/115-kV, 250 MVA, transformer provides a new source of power for the 115-kV. SPP issued SPS a NTC for this project.
100	Electric General Plant	Cooley	LI	406,056.57		**Interconnection Milwaukee** - This project installed the new SPS Quincy Switching Station to provide 115-kV service to South Plains Electric Cooperative to serve new load from thier new Milwaukee Substation.
101	Electric General Plant	Cooley	LI	50,000.00		**Interconnection XTO Mahoney** - This project installed the new Mahoney Switching Station to provide a new 230-kV service point to XTO.
102	Electric General Plant	Cooley	RE	93,102.77		**Lynn Co. 115/69 Xfmr #1 Upgrade** - This project replaced the 40 MVA, 115/69-kV transformer at Lynn County substation with a 84 MVA unit. This project was needed to address the overload of the Lynn County Interchange 115/69-kV circuit 1 transformer for the loss of Lynn County Interchange 115/69-kV circuit 2 transformer. SPP issued SPS a NTC for this project.

Southwestern Public Service Company

Transmission Capital Additions for April 1, 2019 through June 30, 2019

	(A)	(B)	(C)	(D)	(E)	(F)
Line No.	**Asset Class**	**Witness**	**Project Category**	**Additions to Plant-in-Service (Apr. 2019 - Jun. 2019)**	**Total Affiliate Charges (Included in Column D)**	**WBS Level 1 Project Group Name and Description**
103	Electric General Plant	Cooley	RE	301,326.16		**Mustang-Shell CO2 115kV Line** - This project constructed a new 115-kV transmission line between the Mustang and Shell CO2 substations. The project was needed to address overloads in the area. SPP issued SPS a NTC for this project.
104	Electric General Plant	Cooley	RE	38,870.41		**OPIE 2 Kiowa-Road Runner 345kV Conv_PID 30639** - This project replaced the existing 230/115-kV transformer at Roadrunner Substation with a new 345/115-kV transformer, converted the Kiowa to Roadrunner line from 230-kV to 345-kV operation, and constructed a new 345/115-kV double circuit transmission line between the Kiowa and Potash Junction substations. The project was needed for reliability reasons and SPP issued SPS a NTC for the project.
105	Electric General Plant	Cooley	RE	23.42		**OPIE 3 Kiowa-China Draw 345kV_PID 30638** - This project installed new 345/115-kV transformers at North Loving and China Draw substations. It also constructed a new 345-kV transmission line from Kiowa to North Loving to China Draw substation. The project was needed for reliability and SPP issued SPS a NTC for this project.
106	Electric General Plant	Cooley	RE	22,194.63		**OPIE TUCO-Hobbs 345kV_PID 30376** - This project constructs a single-circuit 345-kV transmission line between the TUCO Substation, near Lubbock, Texas, the Yoakum Substation in Texas, and the Hobbs Generating Substation near Hobbs, New Mexico. The project was evaluated and identified in the 2013 SPP High Priority Incremental Load Study ("HPILS") as needed for reliability to alleviate loading violations on the underlying network and voltage violations due to insufficient power supply to network load additions. In addition to its reliability benefits, the project was also identified by SPP as providing significant economic benefits. In 2016, SPP issued its Integrated Transmission Planning Near-Term study which identified the TUCO to Yoakum portion of the project as needed as soon as 2017 to mitigate voltage issues in that area. SPP issued SPS NTCs for this project.
107	Electric General Plant	Cooley	OT	468,247.45		**Physical Security** - This project installed Physical Security Upgrades affecting SPS substation protection with specific work varying by substation location, current layout, and threat history. Typical security measures included the installation of equipment such as cameras and motion sensors at substations.
108	Electric General Plant	Cooley	LI	1,789,522.53		**RB - Purnell Sub** - This project installed a new 115-kV terminal at SPS's XIT Substation to provide 115-kV service to Rita Blanca Electric Cooperative to serve new load from its new Wolves Substation.
109	Electric General Plant	Cooley	OT	30,000.00		**RTU - EMS Upgrade - SPS** - This project replaced remote terminal units ("RTUs") that were at the end of their useful service life.
110	Electric General Plant	Cooley	SR	24,445.10		**S&E - SPS Sub** - These projects provided for the storm and emergency work orders that repaired substation facilities damaged by inclement weather and natural disasters.

Southwestern Public Service Company

Transmission Capital Additions for April 1, 2019 through June 30, 2019

	(A)	(B)	(C)	(D)	(E)	(F)
Line No.	**Asset Class**	**Witness**	**Project Category**	**Additions to Plant-in-Service (Apr. 2019 - Jun. 2019)**	**Total Affiliate Charges (Included in Column D)**	**WBS Level 1 Project Group Name and Description**
111	Electric General Plant	Cooley	OT	368,724.03		**Security Access Control System** - This project replaced the existing standard locks on substation entry gates with locks that use an electronic key to restrict substation access to authorized personnel and to meet compliance requirements.
112	Electric General Plant	Cooley	RE	4,005.64		**seminole intg 230/115kV xfmr #1 & #2 upgrades**- This project replaced the two 230/115-kV transformers at Seminole Interchange with two 246/283 MVA units. This project was needed for regional reliability to address the overload of the Seminole 230/115-kV transformers for the outage of the parallel Seminole 230/115-kV transformer. SPP issued SPS a NTC for this project.
113	Electric General Plant	Cooley	OT	144,708.67		**SPS Checkpoint Firewalls** - This project installed firewall hardware on the fiber optics communications system, which is located on the transmission lines and substations. These firewall hardware installations were needed to provide data security for the data being transmitted over the fiber optic communication system.
114	Electric General Plant	Cooley	RE	72,740.30		**SPS Walkemeyer 345 115 280 MVA SUB** - This project constructed the new Carpenter Switching Station (formerly Stevens County) which is located on the 345-kV line from Hitchland Interchange to Finney Switching Station. This project was needed to address low voltages in the area. SPP issued SPS a NTC for this project.
115	Electric General Plant	Cooley	OT	29,831.73		**Tools - Engineering** - This project purchased capital tools for engineering purposes, such as relays and test equipment for commissioning laboratories.
116	Electric General Plant	Cooley	OT	171,568.83		**Tools COM Substation**- These projects purchased capital tools for construction and maintenance activities.
117	Electric General Plant	Cooley	OT	42,497.15		**Tools Line Field Ops** - This project purchased capital tools for the construction of capital projects.
118	Electric General Plant	Cooley	OT	2,858.05		**Tools STAC** - This project installed a firewall between the Remote Terminal Units ("RTU") at the Substation Technical Application Center (STAC) and the SPS Transmission Operations Center to provide required data security.
119	Electric General Plant	Cooley	OT	15,710.45		**Tools System Protection Comm Eng**- This project purchased the equipment panels for the Substation Design, Substation Communications, and System Protection Engineering Lab. These equipment panels have been used to mount the protective relaying, communication relaying, power supplies, and metering equipment used in the lab. These panels and equipment are being used for research and development of advanced communication and protection relaying schemes as well as for event analysis and troubleshooting of field situations that require engineering support.
120	Electric General Plant	Cooley	OT	90,890.79		**Tools, Training Center** - This project purchased capital tools to construct capital projects and capital tools to be used in the training center.

Southwestern Public Service Company

Transmission Capital Additions for April 1, 2019 through June 30, 2019

	(A)	(B)	(C)	(D)	(E)	(F)
Line No.	**Asset Class**	**Witness**	**Project Category**	**Additions to Plant-in-Service (Apr. 2019 - Jun. 2019)**	**Total Affiliate Charges (Included in Column D)**	**WBS Level 1 Project Group Name and Description**
121	Electric General Plant	Cooley	OT	454,872.11		**Transportation - SPS** - These projects purchased fleet vehicles for operation in the SPS area. The vehicles included automobiles, trucks, heavy vehicles such as bucket trucks, high-reach bucket trucks, hole-diggers, and trailers. Without these vehicles, crews would not have access to a predictable and reliable method of transport nor have the necessary equipment to perform needed transmission construction work.
122	**Electric General Plant Total**			**$ 5,833,077.21**	**$ 272,611.20**	
123	**Grand Total**			**$ 165,942,300.00**	**$ 3,045,057.43**	

TOLK GENERATORS
CHANGE OF OPERATION STUDY

Transmission Planning South
Xcel Energy Services, Inc.

August 11, 2017

Executive Summary

Transmission Planning South has performed a system impact study for the limited operations of the Tolk 1 and 2 units only during the summer months. The purpose of this study is

- To determine the system impacts of not operating Tolk units during non-summer months i.e., light load (high wind) and winter peak scenario.
- To determine the benefits of converting existing units to synchronous condenser operation during the winter and spring periods.

The Tolk generators operating assumptions considered for this study are

- Between October, 2018 to May, 2019 operate both Tolk units at a partial capacity of 175MW
- Between October, 2019 to May, 2020 operate one Tolk unit at partial capacity of 175MW and other unit is shutdown
- Starting June 2020 operate both Tolk units only during the summer months

Both steady state and stability analysis were performed to study the system impact. Power flow analysis was performed on the 2012 and 2026 Light Load and Winter peak scenario 0 and 5 models representing the 2017 Southwest Power Pool (SPP) ITPNT Model Series. The stability analysis was performed on 2021 Light Load and Winter peak model representing the 2016 Southwest Power Pool (SPP) MDWG reduced Model Series. Also, to study the impact of high wind scenario a 2021 Light Load scenario 5 model was created with 100% firm wind output and no non-firm wind in the model.

NERC Planning Standard TPL-001-4 P1 single contingency (N-1) events and P3 multiple contingency (loss of generator followed by N-1 345kV and above transmission outage) events for facilities in SPS area were chosen for steady state contingency analysis and the NERC TPL-001-4 P1 events and P2 to P5 EHV events for facilities in SPS area were chosen for stability contingency analysis. NERC TPL-001-4 P1 and P2 to P5 EHV events were primarily chosen since non-consequential load loss or interruption of firm transmission service is not allowed. SPP analyzes the SPS system using many of the same disturbances.

The stability results showed unstable system conditions in 2021 Light Load Scenario 5 model for NERC TPL-001-4 P3 multiple contingency (loss of generator followed by N-1 transmission outage) events due to the high wind penetration and less fossil generation. Refer to Section 4 for the stability analysis results.

The power flow results case showed voltage collapse issues in 2021 Light Load Scenario 5 and 2026 winter peak scenario 5 models for NERC TPL-001-4 P1 single contingency (N-1) and P3 multiple contingency (loss of generator followed by N-1 transmission outage) events due to their high wind penetration and less fossil generation. Refer to Section 4 for the steady state analysis results.

This system impact study performed showed the need to convert one of the Tolk units to synchronous condenser operation immediately and later it is required to convert both the Tolk units to synchronous condenser operation by the mid-2020s to mitigate TPL-001-4 P3 multiple contingency (loss of generator followed by N-1) event issues.

It is also observed that there is a huge real power deficiency in the SPS area by mid 2020s causing severe steady state issues. Conversion of both the Tolk units to synchronous condenser operation alone cannot mitigate all the transmission system performance issues in later years. New generation installation will greatly improve system performance with real and reactive power capability with the changed operation of the Tolk units.

Table of Contents

1. Introduction 5
2. Study Methodology 5
3. Study Assumptions 5
4. Results 6
   Stability Analysis: 6
   Steady-State Analysis: 8
5. Conclusion 17

Appendix A 17

1. Introduction

Transmission Planning South has performed a system impact study for the limited operations of the Tolk 1 and 2 units only during the summer months.

The generator operating assumptions considered for this study are

- Between October, 2018 to May, 2019 operate both Tolk units at a partial capacity of 175MW
- Between October, 2019 to May, 2020 operate one Tolk unit at partial capacity of 175MW and other unit is shutdown
- Starting June 2020 operate both Tolk units only during the summer months

The purpose of this study is

- To determine the system impacts of not operating Tolk units during non-summer months i.e., light load (high wind) and winter peak scenario.
- To determine the benefits of converting existing units to synchronous condenser operation during the winter and spring periods.

2. Study Methodology

This study was performed using the Power Technologies, Inc. ("PTI") Power System Simulator for Engineering (PSS/E) program version 33.7.0 and contains a steady-state analysis using AC Contingency Checking (ACCC) with a Fixed Slope Decoupled Newton–Raphson (FDNS) solution. The study was conducted to ensure that current NERC Planning Standards[1] are fulfilled. As an example, for system intact conditions, bus voltages must be maintained between 0.95 – 1.05 per unit of their nominal value and thermal system intact conditions must not exceed their designated A-rating. For contingencies, the voltages are allowed to deviate between 0.90 – 1.05 per-unit of their nominal value. Additionally, the loading on transmission system equipment cannot exceed 100% of the emergency B-rating.

The existing generators in the SPS area were re-dispatched and no additional or new generators were turned on to compensate for the generation deficiency in the system. The remaining generation was imported from the neighboring area into SPS area.

3. Study Assumptions[2]

Both steady state and stability analysis were performed to study the system impact. Power flow analysis was performed on the 2012 and 2026 Light Load and Winter peak scenario 0 and 5 models representing the 2017 Southwest Power Pool (SPP) ITPNT Model Series. The stability analysis was performed on 2021 Light Load and Winter peak model representing the 2016 Southwest Power Pool (SPP) MDWG reduced Model Series. Also, to study the impact of high wind scenario a 2021 Light Load scenario 5 model was created with 100% firm wind output and no non-firm wind in the model.

The Tolk generator's operating assumptions considered for this study are

- Between October, 2018 to May, 2019 operate both Tolk units at a partial capacity of 175MW
- Between October, 2019 to May, 2020 operate one Tolk unit at partial capacity of 175MW and other unit is shutdown

[1] Requirement for NERC TPL-001-4
[2] Requirement for FAC 002-R1.5

- Starting June 2020 operate both Tolk units only during the summer months

4. Results

NERC Planning Standard TPL-001-4 P1 single contingency (N-1) events and P3 multiple contingency (loss of generator followed by N-1 345kV and above transmission outage) events for facilities in SPS area were chosen for steady state contingency analysis and all the NERC TPL-001-4 P1 events and P2 to P5 EHV events for facilities in SPS area were chosen for stability contingency analysis. NERC TPL-001-4 P1 and P2 to P5 EHV events were primarily chosen since non-consequential load loss or interruption of firm transmission service is not allowed. SPP analyses the SPS system using many of the same disturbances.

Stability Analysis:

2021 Light Load scenario 5 case showed system instability for NERC TPL-001-4 P3 multiple contingency (loss of generator followed by N-1 345kV and above transmission outage) events due to the high wind penetration and less fossil generation. Below Table 1 shows the stability analysis results.

Table 1: Stability Analysis Results

Year	NERC TPL-001-4 event	Contingency 1	Contingency 2	Stability Analysis Results		Comments
				Tolk Unit1 and 2 OFF	Tolk unit 1 converted to Synchronous Condenser; Tolk unit 2 OFF	
2021L5	P3	Hobbs unit 1&3	Tuco to OKU 345kV (J01)	Unstable (Figure 1)	Stable	Loss of Hobbs 1 causes Hobbs 3 a steam unit to turn off (Hobbs 2 is already off in model)
2021L5	P3	Hobbs unit 1&3	Tuco to Border 345kV (J11)	Unstable (Figure 2)	Stable	
2021L5	P3	Hobbs unit 1&3	Crossroads to Eddy 345kV (J02)	Un-damped oscillations observed	Stable	
2021L5	P3	Hobbs unit 1&3	Tuco to Yoakum 345kV (J17)	Un-damped oscillations observed	Stable	
2021L5	P3	Hobbs unit 1&3	HOBBS to KIOWA (J20)	Un-damped oscillations observed	Stable	
2021L5	P3	Hobbs unit 1&3	HOBBS to YOAKUM (J18)	Un-damped oscillations observed	Stable	
2021L5	P3	Hobbs unit 3	Tuco to OKU 345kV (J01)	Un-damped oscillations observed	Stable	

Figures 1 and 2 to below show the stability plots for unstable events listed in the above Table 1. The plots show angular instability and system collapse for the loss of Hobbs unit 1 and 3 followed by Tuco to OKU 345kV (J01) line and Tuco to Border 345kV (J11) line respectively. Refer to Appendix A for the stability analysis result plots.

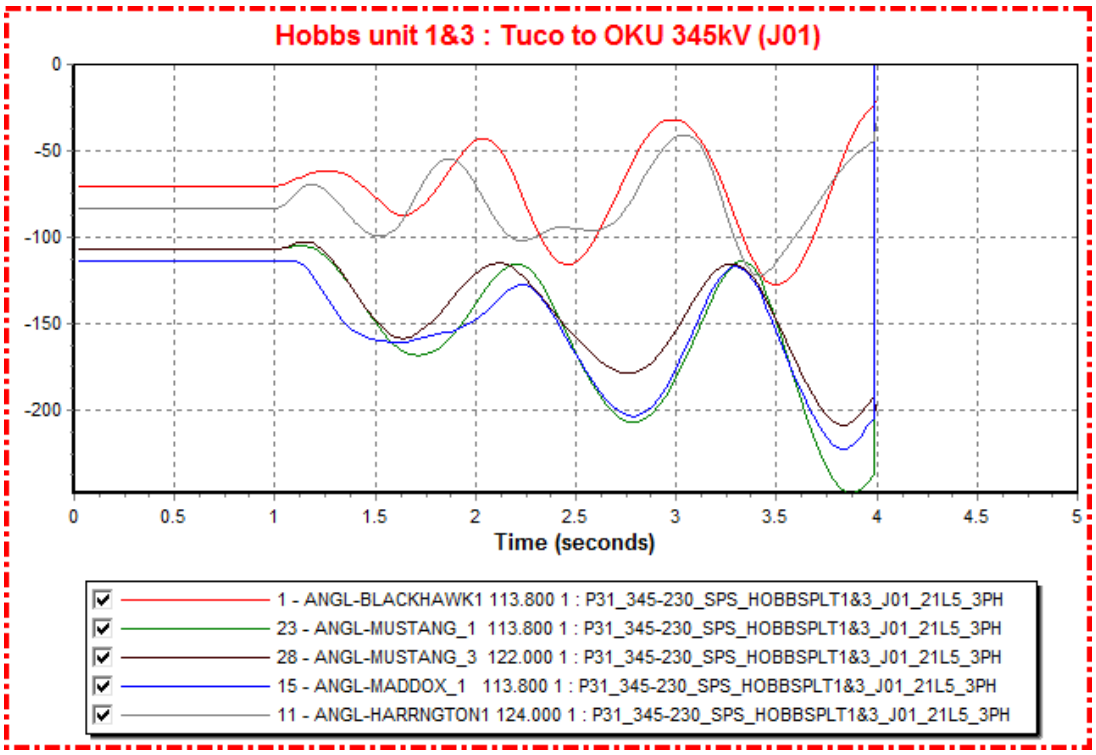

Figure 1: Angular plots for TPL-001-4 P3 event (Hobbs 1&3 followed by J01)

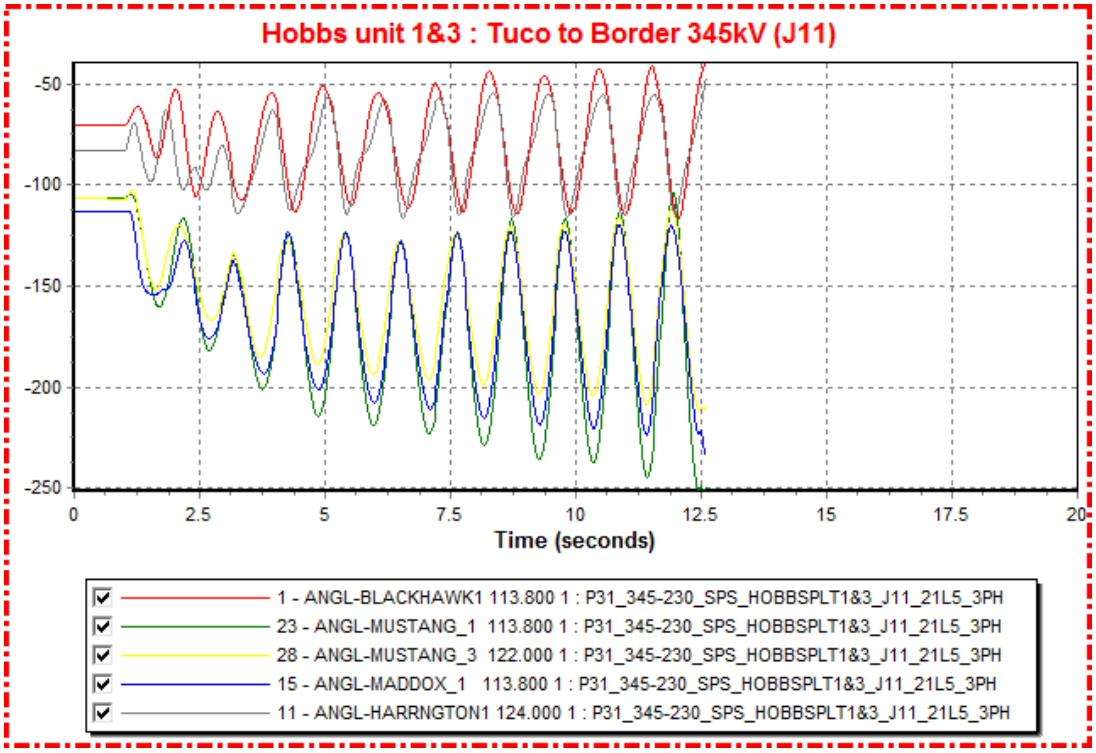

Figure 2: : Angular plots for TPL-001-4 P3 event (Hobbs 1&3 followed by J11)

Steady-State Analysis:

2021 Light Load scenario 5 case showed voltage collapse for NERC TPL-001-4 P3 multiple contingency (loss of generator followed by N-1) events due to the high wind penetration and less fossil generation. Below Table 2 shows the steady state analysis results for 2021 Light Load scenario 5 model.

Table 2: Steady state analysis results for 2021 Light Load scenario 5 model

Year	NERC TPL-001-4 event	Contingency 1	Contingency 2	Stability Analysis Results	
				Tolk Unit1 and 2 OFF	Tolk unit 1 converted to Synchronous Condenser; Tolk unit 2 OFF
2021L5	P3	Hobbs unit 3	Tuco to OKU 345kV (J01)	Solution diverges; voltage collapse	No voltage issues observed
2021L5	P3	Mustang unit 1	Tuco to Yoakum 345kV (J17)	Solution diverges; voltage collapse	No voltage issues observed

2026 winter peak scenario 5 cases showed voltage for NERC TPL-001-4 P1 single contingency (N-1) and P3 multiple contingency (loss of generator followed by N-1) events due to the high wind penetration and less fossil generation.
Below Table 3 shows the steady state analysis results for 2026 winter peak scenario 5 model.

Table 3: Steady state analysis results for 2026 Winter Peak scenario 5 model

Year	NERC TPL-001-4 event	Contingency 1	Contingency 2	Stability Analysis Results		
				Tolk Unit1 and 2 OFF	Tolk unit 1 converted to Synchronous Condenser; Tolk unit 2 OFF	Tolk unit 1 and 2 converted to Synchronous Condenser
2026W5	P3	523461 [BLACKHAWK1 113.800]	526331 [JONES_1 122.000]	Solution diverges; voltage collapse	No voltage issues observed	No voltage issues observed
2026W5	P3	523461 [BLACKHAWK1 113.800]	526332 [JONES_2 122.000]	Solution diverges; voltage collapse	No voltage issues observed	No voltage issues observed
2026W5	P3	523461 [BLACKHAWK1 113.800]	527903 [HOBBS_PLT3 118.000]	Solution diverges; voltage collapse	No voltage issues observed	No voltage issues observed
2026W5	P3	523461 [BLACKHAWK1 113.800]	527655 [RSVLT_CC_E 7345.00]-527656 [CROSSROADS 7345.00] CKT 1	Solution diverges; voltage collapse	No voltage issues observed	No voltage issues observed
2026W5	P3	523461 [BLACKHAWK1 113.800]	525832 [TUCO_INT 7345.00]-511456 [O.K.U.-7 345.00] CKT 1	Solution diverges; voltage collapse	No voltage issues observed	No voltage issues observed
2026W5	P3	523462 [BLACKHAWK2 113.800]	526331 [JONES_1 122.000]	Solution diverges; voltage collapse	No voltage issues observed	No voltage issues observed
2026W5	P3	523462 [BLACKHAWK2 113.800]	526332 [JONES_2 122.000]	Solution diverges; voltage collapse	No voltage issues observed	No voltage issues observed
2026W5	P3	523462 [BLACKHAWK2 113.800]	527903 [HOBBS_PLT3 118.000]	Solution diverges; voltage collapse	No voltage issues observed	No voltage issues observed
2026W5	P3	523462 [BLACKHAWK2 113.800]	527655 [RSVLT_CC_E 7345.00]-527656 [CROSSROADS 7345.00] CKT 1	Solution diverges; voltage collapse	No voltage issues observed	No voltage issues observed
2026W5	P3	523462 [BLACKHAWK2 113.800]	525832 [TUCO_INT 7345.00]-511456 [O.K.U.-7 345.00] CKT 1	Solution diverges; voltage collapse	No voltage issues observed	No voltage issues observed

Year	NERC TPL-001-4 event	Contingency 1	Contingency 2	Stability Analysis Results		
				Tolk Unit1 and 2 OFF	Tolk unit 1 converted to Synchronous Condenser; Tolk unit 2 OFF	Tolk unit 1 and 2 converted to Synchronous Condenser
2026W5	P3	523971 [HARRNGTON1 124.000]	526331 [JONES_1 122.000]	Solution diverges; voltage collapse	Solution diverges; voltage collapse	No voltage issues observed
2026W5	P3	523971 [HARRNGTON1 124.000]	526332 [JONES_2 122.000]	Solution diverges; voltage collapse	Solution diverges; voltage collapse	No voltage issues observed
2026W5	P3	523971 [HARRNGTON1 124.000]	527163 [MUSTANG_3 122.000]	Solution diverges; voltage collapse	No voltage issues observed	No voltage issues observed
2026W5	P3	523971 [HARRNGTON1 124.000]	527903 [HOBBS_PLT3 118.000]	Solution diverges; voltage collapse	Solution diverges; voltage collapse	No voltage issues observed
2026W5	P3	523971 [HARRNGTON1 124.000]	527654 [RSVLT_CC_W 7345.00]-527655 [RSVLT_CC_E 7345.00] CKT 1	Solution diverges; voltage collapse	No voltage issues observed	No voltage issues observed
2026W5	P3	523971 [HARRNGTON1 124.000]	527655 [RSVLT_CC_E 7345.00]-527656 [CROSSROADS 7345.00] CKT 1	Solution diverges; voltage collapse	No voltage issues observed	No voltage issues observed
2026W5	P3	523971 [HARRNGTON1 124.000]	525832 [TUCO_INT 7345.00]-511456 [O.K.U.-7 345.00] CKT 1	Solution diverges; voltage collapse	Solution diverges; voltage collapse	Solution diverges; voltage collapse
2026W5	P3	523971 [HARRNGTON1 124.000]	525832 [TUCO_INT 7345.00]-515458 [BORDER 7345.00] CKT 1	Solution diverges; voltage collapse	No voltage issues observed	No voltage issues observed
2026W5	P3	523972 [HARRNGTON2 124.000]	526331 [JONES_1 122.000]	Solution diverges; voltage collapse	Solution diverges; voltage collapse	No voltage issues observed
2026W5	P3	523972 [HARRNGTON2 124.000]	526332 [JONES_2 122.000]	Solution diverges; voltage collapse	Solution diverges; voltage collapse	No voltage issues observed
2026W5	P3	523972 [HARRNGTON2 124.000]	527161 [MUSTANG_1 113.800]	Solution diverges; voltage collapse	No voltage issues observed	No voltage issues observed
2026W5	P3	523972 [HARRNGTON2 124.000]	527162 [MUSTANG_2 113.800]	Solution diverges; voltage collapse	No voltage issues observed	No voltage issues observed
2026W5	P3	523972 [HARRNGTON2 124.000]	527163 [MUSTANG_3 122.000]	Solution diverges; voltage collapse	No voltage issues observed	No voltage issues observed
2026W5	P3	523972 [HARRNGTON2 124.000]	527901 [HOBBS_PLT1 118.000]	Solution diverges; voltage collapse	No voltage issues observed	No voltage issues observed
2026W5	P3	523972 [HARRNGTON2 124.000]	527902 [HOBBS_PLT2 118.000]	Solution diverges; voltage collapse	No voltage issues observed	No voltage issues observed
2026W5	P3	523972 [HARRNGTON2 124.000]	527903 [HOBBS_PLT3 118.000]	Solution diverges; voltage collapse	No voltage issues observed	No voltage issues observed
2026W5	P3	523972 [HARRNGTON2 124.000]	527655 [RSVLT_CC_E 7345.00]-527656 [CROSSROADS 7345.00] CKT 1	Solution diverges; voltage collapse	No voltage issues observed	No voltage issues observed
2026W5	P3	523972 [HARRNGTON2 124.000]	525832 [TUCO_INT 7345.00]-511456 [O.K.U.-7 345.00] CKT 1	Solution diverges; voltage collapse	Solution diverges; voltage collapse	Solution diverges; voltage collapse
2026W5	P3	523972 [HARRNGTON2 124.000]	525832 [TUCO_INT 7345.00]-515458 [BORDER 7345.00] CKT 1	Solution diverges; voltage collapse	No voltage issues observed	No voltage issues observed
2026W5	P3	523973 [HARRNGTON3	526331 [JONES_1 122.000]	Solution diverges; voltage collapse	Solution diverges; voltage collapse	No voltage issues

Year	NERC TPL-001-4 event	Contingency 1	Contingency 2	Stability Analysis Results		
				Tolk Unit1 and 2 OFF	Tolk unit 1 converted to Synchronous Condenser; Tolk unit 2 OFF	Tolk unit 1 and 2 converted to Synchronous Condenser
		124.000]				observed
2026W5	P3	523973 [HARRNGTON3 124.000]	526332 [JONES_2 122.000]	Solution diverges; voltage collapse	Solution diverges; voltage collapse	No voltage issues observed
2026W5	P3	523973 [HARRNGTON3 124.000]	527161 [MUSTANG_1 113.800]	Solution diverges; voltage collapse	No voltage issues observed	No voltage issues observed
2026W5	P3	523973 [HARRNGTON3 124.000]	527162 [MUSTANG_2 113.800]	Solution diverges; voltage collapse	No voltage issues observed	No voltage issues observed
2026W5	P3	523973 [HARRNGTON3 124.000]	527163 [MUSTANG_3 122.000]	Solution diverges; voltage collapse	No voltage issues observed	No voltage issues observed
2026W5	P3	523973 [HARRNGTON3 124.000]	527901 [HOBBS_PLT1 118.000]	Solution diverges; voltage collapse	No voltage issues observed	No voltage issues observed
2026W5	P3	523973 [HARRNGTON3 124.000]	527902 [HOBBS_PLT2 118.000]	Solution diverges; voltage collapse	No voltage issues observed	No voltage issues observed
2026W5	P3	523973 [HARRNGTON3 124.000]	527903 [HOBBS_PLT3 118.000]	Solution diverges; voltage collapse	Solution diverges; voltage collapse	No voltage issues observed
2026W5	P3	523973 [HARRNGTON3 124.000]	527655 [RSVLT_CC_E 7345.00]-527656 [CROSSROADS 7345.00] CKT 1	Solution diverges; voltage collapse	No voltage issues observed	No voltage issues observed
2026W5	P3	523973 [HARRNGTON3 124.000]	525832 [TUCO_INT 7345.00]-511456 [O.K.U.-7 345.00] CKT 1	Solution diverges; voltage collapse	Solution diverges; voltage collapse	Solution diverges; voltage collapse
2026W5	P3	523973 [HARRNGTON3 124.000]	525832 [TUCO_INT 7345.00]-515458 [BORDER 7345.00] CKT 1	Solution diverges; voltage collapse	No voltage issues observed	No voltage issues observed
2026W5	P3	524021 [NICHOLS_1 113.800]	526331 [JONES_1 122.000]	Solution diverges; voltage collapse	No voltage issues observed	No voltage issues observed
2026W5	P3	524021 [NICHOLS_1 113.800]	526332 [JONES_2 122.000]	Solution diverges; voltage collapse	No voltage issues observed	No voltage issues observed
2026W5	P3	524021 [NICHOLS_1 113.800]	527903 [HOBBS_PLT3 118.000]	Solution diverges; voltage collapse	No voltage issues observed	No voltage issues observed
2026W5	P3	524021 [NICHOLS_1 113.800]	525832 [TUCO_INT 7345.00]-511456 [O.K.U.-7 345.00] CKT 1	Solution diverges; voltage collapse	No voltage issues observed	No voltage issues observed
2026W5	P3	524021 [NICHOLS_1 113.800]	525832 [TUCO_INT 7345.00]-515458 [BORDER 7345.00] CKT 1	Solution diverges; voltage collapse	No voltage issues observed	No voltage issues observed
2026W5	P3	524022 [NICHOLS_2 113.800]	526331 [JONES_1 122.000]	Solution diverges; voltage collapse	No voltage issues observed	No voltage issues observed
2026W5	P3	524022 [NICHOLS_2 113.800]	526332 [JONES_2 122.000]	Solution diverges; voltage collapse	No voltage issues observed	No voltage issues observed
2026W5	P3	524022 [NICHOLS_2 113.800]	527903 [HOBBS_PLT3 118.000]	Solution diverges; voltage collapse	No voltage issues observed	No voltage issues observed
2026W5	P3	524022 [NICHOLS_2 113.800]	525832 [TUCO_INT 7345.00]-511456 [O.K.U.-7 345.00] CKT 1	Solution diverges; voltage collapse	No voltage issues observed	No voltage issues observed
2026W5	P3	524022 [NICHOLS_2	525832 [TUCO_INT 7345.00]-	Solution diverges;	No voltage issues	No voltage

Year	NERC TPL-001-4 event	Contingency 1	Contingency 2	Stability Analysis Results		
				Tolk Unit1 and 2 OFF	Tolk unit 1 converted to Synchronous Condenser; Tolk unit 2 OFF	Tolk unit 1 and 2 converted to Synchronous Condenser
		113.800]	515458 [BORDER 7345.00] CKT 1	voltage collapse	observed	issues observed
2026W5	P3	524023 [NICHOLS_3 122.000]	526331 [JONES_1 122.000]	Solution diverges; voltage collapse	No voltage issues observed	No voltage issues observed
2026W5	P3	524023 [NICHOLS_3 122.000]	526332 [JONES_2 122.000]	Solution diverges; voltage collapse	No voltage issues observed	No voltage issues observed
2026W5	P3	524023 [NICHOLS_3 122.000]	527903 [HOBBS_PLT3 118.000]	Solution diverges; voltage collapse	No voltage issues observed	No voltage issues observed
2026W5	P3	524023 [NICHOLS_3 122.000]	527655 [RSVLT_CC_E 7345.00]-527656 [CROSSROADS 7345.00] CKT 1	Solution diverges; voltage collapse	No voltage issues observed	No voltage issues observed
2026W5	P3	524023 [NICHOLS_3 122.000]	525832 [TUCO_INT 7345.00]-511456 [O.K.U.-7 345.00] CKT 1	Solution diverges; voltage collapse	Solution diverges; voltage collapse	No voltage issues observed
2026W5	P3	524023 [NICHOLS_3 122.000]	525832 [TUCO_INT 7345.00]-515458 [BORDER 7345.00] CKT 1	Solution diverges; voltage collapse	No voltage issues observed	No voltage issues observed
2026W5	P1	UNIT 1 BUS 526331 [JONES_1 122.000]		Solution diverges; voltage collapse	No voltage issues observed	No voltage issues observed
2026W5	P1	UNIT 1 BUS 526332 [JONES_2 122.000]		Solution diverges; voltage collapse	No voltage issues observed	No voltage issues observed
2026W5	P3	527161 [MUSTANG_1 113.800]	526331 [JONES_1 122.000]	Solution diverges; voltage collapse	Solution diverges; voltage collapse	Solution diverges; voltage collapse
2026W5	P3	527161 [MUSTANG_1 113.800]	526332 [JONES_2 122.000]	Solution diverges; voltage collapse	Solution diverges; voltage collapse	Solution diverges; voltage collapse
2026W5	P3	527161 [MUSTANG_1 113.800]	527162 [MUSTANG_2 113.800]	Solution diverges; voltage collapse	Solution diverges; voltage collapse	No voltage issues observed
2026W5	P3	527161 [MUSTANG_1 113.800]	527163 [MUSTANG_3 122.000]	Solution diverges; voltage collapse	Solution diverges; voltage collapse	No voltage issues observed
2026W5	P3	527161 [MUSTANG_1 113.800]	527884 [CUNINGHAM4 113.800]	Solution diverges; voltage collapse	No voltage issues observed	No voltage issues observed
2026W5	P3	527161 [MUSTANG_1 113.800]	527901 [HOBBS_PLT1 118.000]	Solution diverges; voltage collapse	Solution diverges; voltage collapse	No voltage issues observed
2026W5	P3	527161 [MUSTANG_1 113.800]	527902 [HOBBS_PLT2 118.000]	Solution diverges; voltage collapse	Solution diverges; voltage collapse	No voltage issues observed
2026W5	P3	527161 [MUSTANG_1 113.800]	527903 [HOBBS_PLT3 118.000]	Solution diverges; voltage collapse	Solution diverges; voltage collapse	Solution diverges; voltage collapse
2026W5	P3	527161 [MUSTANG_1 113.800]	528361 [MADDOX_1 113.800]	Solution diverges; voltage collapse	No voltage issues observed	No voltage issues observed
2026W5	P3	527161 [MUSTANG_1 113.800]	526936 [YOAKUM_345 345.00]-527896 [HOBBS_INT 7345.00] CKT 1	Solution diverges; voltage collapse	No voltage issues observed	No voltage issues observed
2026W5	P3	527161 [MUSTANG_1 113.800]	527655 [RSVLT_CC_E 7345.00]-527656 [CROSSROADS 7345.00] CKT 1	Solution diverges; voltage collapse	Solution diverges; voltage collapse	No voltage issues

Year	NERC TPL-001-4 event	Contingency 1	Contingency 2	Stability Analysis Results		
				Tolk Unit1 and 2 OFF	Tolk unit 1 converted to Synchronous Condenser; Tolk unit 2 OFF	Tolk unit 1 and 2 converted to Synchronous Condenser
						observed
2026W5	P3	527161 [MUSTANG_1 113.800]	527656 [CROSSROADS 7345.00]-527802 [EDDY_CNTY 7345.00] CKT 1	Solution diverges; voltage collapse	No voltage issues observed	No voltage issues observed
2026W5	P3	527161 [MUSTANG_1 113.800]	527896 [HOBBS_INT 7345.00]-527965 [KIOWA 7345.00] CKT 1	Solution diverges; voltage collapse	No voltage issues observed	No voltage issues observed
2026W5	P3	527161 [MUSTANG_1 113.800]	525832 [TUCO_INT 7345.00]-511456 [O.K.U.-7 345.00] CKT 1	Solution diverges; voltage collapse	Solution diverges; voltage collapse	Solution diverges; voltage collapse
2026W5	P3	527161 [MUSTANG_1 113.800]	525832 [TUCO_INT 7345.00]-515458 [BORDER 7345.00] CKT 1	Solution diverges; voltage collapse	Solution diverges; voltage collapse	No voltage issues observed
2026W5	P3	527162 [MUSTANG_2 113.800]	526331 [JONES_1 122.000]	Solution diverges; voltage collapse	Solution diverges; voltage collapse	Solution diverges; voltage collapse
2026W5	P3	527162 [MUSTANG_2 113.800]	526332 [JONES_2 122.000]	Solution diverges; voltage collapse	Solution diverges; voltage collapse	Solution diverges; voltage collapse
2026W5	P3	527162 [MUSTANG_2 113.800]	527161 [MUSTANG_1 113.800]	Solution diverges; voltage collapse	Solution diverges; voltage collapse	No voltage issues observed
2026W5	P3	527162 [MUSTANG_2 113.800]	527163 [MUSTANG_3 122.000]	Solution diverges; voltage collapse	Solution diverges; voltage collapse	No voltage issues observed
2026W5	P3	527162 [MUSTANG_2 113.800]	527884 [CUNINGHAM4 113.800]	Solution diverges; voltage collapse	No voltage issues observed	No voltage issues observed
2026W5	P3	527162 [MUSTANG_2 113.800]	527901 [HOBBS_PLT1 118.000]	Solution diverges; voltage collapse	Solution diverges; voltage collapse	No voltage issues observed
2026W5	P3	527162 [MUSTANG_2 113.800]	527902 [HOBBS_PLT2 118.000]	Solution diverges; voltage collapse	Solution diverges; voltage collapse	No voltage issues observed
2026W5	P3	527162 [MUSTANG_2 113.800]	527903 [HOBBS_PLT3 118.000]	Solution diverges; voltage collapse	Solution diverges; voltage collapse	Solution diverges; voltage collapse
2026W5	P3	527162 [MUSTANG_2 113.800]	528361 [MADDOX_1 113.800]	Solution diverges; voltage collapse	No voltage issues observed	No voltage issues observed
2026W5	P3	527162 [MUSTANG_2 113.800]	526936 [YOAKUM_345 345.00]-527896 [HOBBS_INT 7345.00] CKT 1	Solution diverges; voltage collapse	No voltage issues observed	No voltage issues observed
2026W5	P3	527162 [MUSTANG_2 113.800]	527655 [RSVLT_CC_E 7345.00]-527656 [CROSSROADS 7345.00] CKT 1	Solution diverges; voltage collapse	Solution diverges; voltage collapse	No voltage issues observed
2026W5	P3	527162 [MUSTANG_2 113.800]	527656 [CROSSROADS 7345.00]-527802 [EDDY_CNTY 7345.00] CKT 1	Solution diverges; voltage collapse	No voltage issues observed	No voltage issues observed
2026W5	P3	527162 [MUSTANG_2 113.800]	527896 [HOBBS_INT 7345.00]-527965 [KIOWA 7345.00] CKT 1	Solution diverges; voltage collapse	No voltage issues observed	No voltage issues observed
2026W5	P3	527162 [MUSTANG_2 113.800]	525832 [TUCO_INT 7345.00]-511456 [O.K.U.-7 345.00] CKT 1	Solution diverges; voltage collapse	Solution diverges; voltage collapse	Solution diverges; voltage collapse

Year	NERC TPL-001-4 event	Contingency 1	Contingency 2	Stability Analysis Results		
				Tolk Unit1 and 2 OFF	Tolk unit 1 converted to Synchronous Condenser; Tolk unit 2 OFF	Tolk unit 1 and 2 converted to Synchronous Condenser
2026W5	P3	527162 [MUSTANG_2 113.800]	525832 [TUCO_INT 7345.00]-515458 [BORDER 7345.00] CKT 1	Solution diverges; voltage collapse	Solution diverges; voltage collapse	No voltage issues observed
2026W5	P3	527163 [MUSTANG_3 122.000]	523972 [HARRNGTON2 124.000]	Solution diverges; voltage collapse	No voltage issues observed	No voltage issues observed
2026W5	P3	527163 [MUSTANG_3 122.000]	526331 [JONES_1 122.000]	Solution diverges; voltage collapse	Solution diverges; voltage collapse	Solution diverges; voltage collapse
2026W5	P3	527163 [MUSTANG_3 122.000]	526332 [JONES_2 122.000]	Solution diverges; voltage collapse	Solution diverges; voltage collapse	Solution diverges; voltage collapse
2026W5	P3	527163 [MUSTANG_3 122.000]	527161 [MUSTANG_1 113.800]	Solution diverges; voltage collapse	Solution diverges; voltage collapse	No voltage issues observed
2026W5	P3	527163 [MUSTANG_3 122.000]	527162 [MUSTANG_2 113.800]	Solution diverges; voltage collapse	Solution diverges; voltage collapse	No voltage issues observed
2026W5	P3	527163 [MUSTANG_3 122.000]	527884 [CUNINGHAM4 113.800]	Solution diverges; voltage collapse	No voltage issues observed	No voltage issues observed
2026W5	P3	527163 [MUSTANG_3 122.000]	527901 [HOBBS_PLT1 118.000]	Solution diverges; voltage collapse	Solution diverges; voltage collapse	No voltage issues observed
2026W5	P3	527163 [MUSTANG_3 122.000]	527902 [HOBBS_PLT2 118.000]	Solution diverges; voltage collapse	Solution diverges; voltage collapse	No voltage issues observed
2026W5	P3	527163 [MUSTANG_3 122.000]	527903 [HOBBS_PLT3 118.000]	Solution diverges; voltage collapse	Solution diverges; voltage collapse	Solution diverges; voltage collapse
2026W5	P3	527163 [MUSTANG_3 122.000]	528361 [MADDOX_1 113.800]	Solution diverges; voltage collapse	No voltage issues observed	No voltage issues observed
2026W5	P3	527163 [MUSTANG_3 122.000]	525549 [TOLK 7345.00]-527656 [CROSSROADS 7345.00] CKT 1	Solution diverges; voltage collapse	No voltage issues observed	No voltage issues observed
2026W5	P3	527163 [MUSTANG_3 122.000]	525832 [TUCO_INT 7345.00]-526936 [YOAKUM_345 345.00] CKT 1	Solution diverges; voltage collapse	Solution diverges; voltage collapse	No voltage issues observed
2026W5	P3	527163 [MUSTANG_3 122.000]	526936 [YOAKUM_345 345.00]-527896 [HOBBS_INT 7345.00] CKT 1	Solution diverges; voltage collapse	No voltage issues observed	No voltage issues observed
2026W5	P3	527163 [MUSTANG_3 122.000]	527655 [RSVLT_CC_E 7345.00]-527656 [CROSSROADS 7345.00] CKT 1	Solution diverges; voltage collapse	Solution diverges; voltage collapse	No voltage issues observed
2026W5	P3	527163 [MUSTANG_3 122.000]	527656 [CROSSROADS 7345.00]-527802 [EDDY_CNTY 7345.00] CKT 1	Solution diverges; voltage collapse	No voltage issues observed	No voltage issues observed
2026W5	P3	527163 [MUSTANG_3 122.000]	527896 [HOBBS_INT 7345.00]-527965 [KIOWA 7345.00] CKT 1	Solution diverges; voltage collapse	No voltage issues observed	No voltage issues observed
2026W5	P3	527163 [MUSTANG_3 122.000]	525832 [TUCO_INT 7345.00]-511456 [O.K.U.-7 345.00] CKT 1	Solution diverges; voltage collapse	Solution diverges; voltage collapse	Solution diverges; voltage collapse
2026W5	P3	527163 [MUSTANG_3 122.000]	525832 [TUCO_INT 7345.00]-515458 [BORDER 7345.00] CKT 1	Solution diverges; voltage collapse	Solution diverges; voltage collapse	Solution diverges; voltage

Year	NERC TPL-001-4 event	Contingency 1	Contingency 2	Stability Analysis Results		
				Tolk Unit1 and 2 OFF	Tolk unit 1 converted to Synchronous Condenser; Tolk unit 2 OFF	Tolk unit 1 and 2 converted to Synchronous Condenser
						collapse
2026W5	P3	527884 [CUNINGHAM4 113.800]	526331 [JONES_1 122.000]	Solution diverges; voltage collapse	Solution diverges; voltage collapse	No voltage issues observed
2026W5	P3	527884 [CUNINGHAM4 113.800]	526332 [JONES_2 122.000]	Solution diverges; voltage collapse	Solution diverges; voltage collapse	No voltage issues observed
2026W5	P3	527884 [CUNINGHAM4 113.800]	527161 [MUSTANG_1 113.800]	Solution diverges; voltage collapse	No voltage issues observed	No voltage issues observed
2026W5	P3	527884 [CUNINGHAM4 113.800]	527162 [MUSTANG_2 113.800]	Solution diverges; voltage collapse	No voltage issues observed	No voltage issues observed
2026W5	P3	527884 [CUNINGHAM4 113.800]	527163 [MUSTANG_3 122.000]	Solution diverges; voltage collapse	No voltage issues observed	No voltage issues observed
2026W5	P3	527884 [CUNINGHAM4 113.800]	527901 [HOBBS_PLT1 118.000]	Solution diverges; voltage collapse	No voltage issues observed	No voltage issues observed
2026W5	P3	527884 [CUNINGHAM4 113.800]	527902 [HOBBS_PLT2 118.000]	Solution diverges; voltage collapse	No voltage issues observed	No voltage issues observed
2026W5	P3	527884 [CUNINGHAM4 113.800]	527903 [HOBBS_PLT3 118.000]	Solution diverges; voltage collapse	Solution diverges; voltage collapse	No voltage issues observed
2026W5	P3	527884 [CUNINGHAM4 113.800]	528361 [MADDOX_1 113.800]	Solution diverges; voltage collapse	No voltage issues observed	No voltage issues observed
2026W5	P3	527884 [CUNINGHAM4 113.800]	527655 [RSVLT_CC_E 7345.00]-527656 [CROSSROADS 7345.00] CKT 1	Solution diverges; voltage collapse	Solution diverges; voltage collapse	No voltage issues observed
2026W5	P3	527884 [CUNINGHAM4 113.800]	527656 [CROSSROADS 7345.00]-527802 [EDDY_CNTY 7345.00] CKT 1	Solution diverges; voltage collapse	No voltage issues observed	No voltage issues observed
2026W5	P3	527884 [CUNINGHAM4 113.800]	525832 [TUCO_INT 7345.00]-511456 [O.K.U.-7 345.00] CKT 1	Solution diverges; voltage collapse	Solution diverges; voltage collapse	Solution diverges; voltage collapse
2026W5	P3	527884 [CUNINGHAM4 113.800]	525832 [TUCO_INT 7345.00]-515458 [BORDER 7345.00] CKT 1	Solution diverges; voltage collapse	No voltage issues observed	No voltage issues observed
2026W5	P3	527901 [HOBBS_PLT1 118.000]	526331 [JONES_1 122.000]	Solution diverges; voltage collapse	Solution diverges; voltage collapse	Solution diverges; voltage collapse
2026W5	P3	527901 [HOBBS_PLT1 118.000]	526332 [JONES_2 122.000]	Solution diverges; voltage collapse	Solution diverges; voltage collapse	Solution diverges; voltage collapse
2026W5	P3	527901 [HOBBS_PLT1 118.000]	527161 [MUSTANG_1 113.800]	Solution diverges; voltage collapse	Solution diverges; voltage collapse	No voltage issues observed
2026W5	P3	527901 [HOBBS_PLT1 118.000]	527162 [MUSTANG_2 113.800]	Solution diverges; voltage collapse	Solution diverges; voltage collapse	No voltage issues observed
2026W5	P3	527901 [HOBBS_PLT1 118.000]	527163 [MUSTANG_3 122.000]	Solution diverges; voltage collapse	Solution diverges; voltage collapse	No voltage issues observed
2026W5	P3	527901 [HOBBS_PLT1 118.000]	527884 [CUNINGHAM4 113.800]	Solution diverges; voltage collapse	No voltage issues observed	No voltage issues

Year	NERC TPL-001-4 event	Contingency 1	Contingency 2	Stability Analysis Results		
				Tolk Unit1 and 2 OFF	Tolk unit 1 converted to Synchronous Condenser; Tolk unit 2 OFF	Tolk unit 1 and 2 converted to Synchronous Condenser
						observed
2026W5	P3	527901 [HOBBS_PLT1 118.000]	527902 [HOBBS_PLT2 118.000]	Solution diverges; voltage collapse	Solution diverges; voltage collapse	No voltage issues observed
2026W5	P3	527901 [HOBBS_PLT1 118.000]	527903 [HOBBS_PLT3 118.000]	Solution diverges; voltage collapse	Solution diverges; voltage collapse	Solution diverges; voltage collapse
2026W5	P3	527901 [HOBBS_PLT1 118.000]	528361 [MADDOX_1 113.800]	Solution diverges; voltage collapse	No voltage issues observed	No voltage issues observed
2026W5	P3	527901 [HOBBS_PLT1 118.000]	525832 [TUCO_INT 7345.00]-526936 [YOAKUM_345 345.00] CKT 1	Solution diverges; voltage collapse	No voltage issues observed	No voltage issues observed
2026W5	P3	527901 [HOBBS_PLT1 118.000]	526936 [YOAKUM_345 345.00]-527896 [HOBBS_INT 7345.00] CKT 1	Solution diverges; voltage collapse	No voltage issues observed	No voltage issues observed
2026W5	P3	527901 [HOBBS_PLT1 118.000]	527655 [RSVLT_CC_E 7345.00]-527656 [CROSSROADS 7345.00] CKT 1	Solution diverges; voltage collapse	Solution diverges; voltage collapse	No voltage issues observed
2026W5	P3	527901 [HOBBS_PLT1 118.000]	527656 [CROSSROADS 7345.00]-527802 [EDDY_CNTY 7345.00] CKT 1	Solution diverges; voltage collapse	No voltage issues observed	No voltage issues observed
2026W5	P3	527901 [HOBBS_PLT1 118.000]	527896 [HOBBS_INT 7345.00]-527965 [KIOWA 7345.00] CKT 1	Solution diverges; voltage collapse	No voltage issues observed	No voltage issues observed
2026W5	P3	527901 [HOBBS_PLT1 118.000]	525832 [TUCO_INT 7345.00]-511456 [O.K.U.-7 345.00] CKT 1	Solution diverges; voltage collapse	Solution diverges; voltage collapse	Solution diverges; voltage collapse
2026W5	P3	527901 [HOBBS_PLT1 118.000]	525832 [TUCO_INT 7345.00]-515458 [BORDER 7345.00] CKT 1	Solution diverges; voltage collapse	Solution diverges; voltage collapse	No voltage issues observed
2026W5	P3	527902 [HOBBS_PLT2 118.000]	526331 [JONES_1 122.000]	Solution diverges; voltage collapse	Solution diverges; voltage collapse	Solution diverges; voltage collapse
2026W5	P3	527902 [HOBBS_PLT2 118.000]	526332 [JONES_2 122.000]	Solution diverges; voltage collapse	Solution diverges; voltage collapse	Solution diverges; voltage collapse
2026W5	P3	527902 [HOBBS_PLT2 118.000]	527161 [MUSTANG_1 113.800]	Solution diverges; voltage collapse	Solution diverges; voltage collapse	No voltage issues observed
2026W5	P3	527902 [HOBBS_PLT2 118.000]	527162 [MUSTANG_2 113.800]	Solution diverges; voltage collapse	Solution diverges; voltage collapse	No voltage issues observed
2026W5	P3	527902 [HOBBS_PLT2 118.000]	527163 [MUSTANG_3 122.000]	Solution diverges; voltage collapse	Solution diverges; voltage collapse	No voltage issues observed
2026W5	P3	527902 [HOBBS_PLT2 118.000]	527884 [CUNINGHAM4 113.800]	Solution diverges; voltage collapse	No voltage issues observed	No voltage issues observed
2026W5	P3	527902 [HOBBS_PLT2 118.000]	527901 [HOBBS_PLT1 118.000]	Solution diverges; voltage collapse	Solution diverges; voltage collapse	No voltage issues observed
2026W5	P3	527902 [HOBBS_PLT2 118.000]	527903 [HOBBS_PLT3 118.000]	Solution diverges; voltage collapse	Solution diverges; voltage collapse	Solution diverges; voltage collapse

Year	NERC TPL-001-4 event	Contingency 1	Contingency 2	Stability Analysis Results		
				Tolk Unit1 and 2 OFF	Tolk unit 1 converted to Synchronous Condenser; Tolk unit 2 OFF	Tolk unit 1 and 2 converted to Synchronous Condenser
2026W5	P3	527902 [HOBBS_PLT2 118.000]	528361 [MADDOX_1 113.800]	Solution diverges; voltage collapse	No voltage issues observed	No voltage issues observed
2026W5	P3	527902 [HOBBS_PLT2 118.000]	525832 [TUCO_INT 7345.00]-526936 [YOAKUM_345 345.00] CKT 1	Solution diverges; voltage collapse	No voltage issues observed	No voltage issues observed
2026W5	P3	527902 [HOBBS_PLT2 118.000]	526936 [YOAKUM_345 345.00]-527896 [HOBBS_INT 7345.00] CKT 1	Solution diverges; voltage collapse	No voltage issues observed	No voltage issues observed
2026W5	P3	527902 [HOBBS_PLT2 118.000]	527655 [RSVLT_CC_E 7345.00]-527656 [CROSSROADS 7345.00] CKT 1	Solution diverges; voltage collapse	Solution diverges; voltage collapse	No voltage issues observed
2026W5	P3	527902 [HOBBS_PLT2 118.000]	527656 [CROSSROADS 7345.00]-527802 [EDDY_CNTY 7345.00] CKT 1	Solution diverges; voltage collapse	No voltage issues observed	No voltage issues observed
2026W5	P3	527902 [HOBBS_PLT2 118.000]	527896 [HOBBS_INT 7345.00]-527965 [KIOWA 7345.00] CKT 1	Solution diverges; voltage collapse	No voltage issues observed	No voltage issues observed
2026W5	P3	527902 [HOBBS_PLT2 118.000]	525832 [TUCO_INT 7345.00]-511456 [O.K.U.-7 345.00] CKT 1	Solution diverges; voltage collapse	Solution diverges; voltage collapse	Solution diverges; voltage collapse
2026W5	P3	527902 [HOBBS_PLT2 118.000]	525832 [TUCO_INT 7345.00]-515458 [BORDER 7345.00] CKT 1	Solution diverges; voltage collapse	Solution diverges; voltage collapse	No voltage issues observed
2026W5	P1	UNIT 1 BUS 527903 [HOBBS_PLT3 118.000]		Solution diverges; voltage collapse	No voltage issues observed	No voltage issues observed
2026W5	P3	528331 [ASGI10-010 113.800]	526331 [JONES_1 122.000]	Solution diverges; voltage collapse	No voltage issues observed	No voltage issues observed
2026W5	P3	528331 [ASGI10-010 113.800]	526332 [JONES_2 122.000]	Solution diverges; voltage collapse	No voltage issues observed	No voltage issues observed
2026W5	P3	528331 [ASGI10-010 113.800]	527903 [HOBBS_PLT3 118.000]	Solution diverges; voltage collapse	No voltage issues observed	No voltage issues observed
2026W5	P3	528331 [ASGI10-010 113.800]	527655 [RSVLT_CC_E 7345.00]-527656 [CROSSROADS 7345.00] CKT 1	Solution diverges; voltage collapse	No voltage issues observed	No voltage issues observed
2026W5	P3	528331 [ASGI10-010 113.800]	525832 [TUCO_INT 7345.00]-511456 [O.K.U.-7 345.00] CKT 1	Solution diverges; voltage collapse	No voltage issues observed	No voltage issues observed
2026W5	P3	528361 [MADDOX_1 113.800]	526331 [JONES_1 122.000]	Solution diverges; voltage collapse	Solution diverges; voltage collapse	No voltage issues observed
2026W5	P3	528361 [MADDOX_1 113.800]	526332 [JONES_2 122.000]	Solution diverges; voltage collapse	Solution diverges; voltage collapse	No voltage issues observed
2026W5	P3	528361 [MADDOX_1 113.800]	527161 [MUSTANG_1 113.800]	Solution diverges; voltage collapse	No voltage issues observed	No voltage issues observed
2026W5	P3	528361 [MADDOX_1 113.800]	527162 [MUSTANG_2 113.800]	Solution diverges; voltage collapse	No voltage issues observed	No voltage issues observed
2026W5	P3	528361 [MADDOX_1 113.800]	527163 [MUSTANG_3 122.000]	Solution diverges; voltage collapse	No voltage issues observed	No voltage issues observed
2026W5	P3	528361 [MADDOX_1 113.800]	527884 [CUNINGHAM4 113.800]	Solution diverges; voltage collapse	No voltage issues observed	No voltage issues observed

Year	NERC TPL-001-4 event	Contingency 1	Contingency 2	Stability Analysis Results		
				Tolk Unit1 and 2 OFF	Tolk unit 1 converted to Synchronous Condenser; Tolk unit 2 OFF	Tolk unit 1 and 2 converted to Synchronous Condenser
2026W5	P3	528361 [MADDOX_1 113.800]	527901 [HOBBS_PLT1 118.000]	Solution diverges; voltage collapse	No voltage issues observed	No voltage issues observed
2026W5	P3	528361 [MADDOX_1 113.800]	527902 [HOBBS_PLT2 118.000]	Solution diverges; voltage collapse	No voltage issues observed	No voltage issues observed
2026W5	P3	528361 [MADDOX_1 113.800]	527903 [HOBBS_PLT3 118.000]	Solution diverges; voltage collapse	Solution diverges; voltage collapse	No voltage issues observed
2026W5	P3	528361 [MADDOX_1 113.800]	525832 [TUCO_INT 7345.00]-526936 [YOAKUM_345 345.00] CKT 1	Solution diverges; voltage collapse	No voltage issues observed	No voltage issues observed
2026W5	P3	528361 [MADDOX_1 113.800]	527655 [RSVLT_CC_E 7345.00]-527656 [CROSSROADS 7345.00] CKT 1	Solution diverges; voltage collapse	Solution diverges; voltage collapse	No voltage issues observed
2026W5	P3	528361 [MADDOX_1 113.800]	527656 [CROSSROADS 7345.00]-527802 [EDDY_CNTY 7345.00] CKT 1	Solution diverges; voltage collapse	No voltage issues observed	No voltage issues observed
2026W5	P3	528361 [MADDOX_1 113.800]	525832 [TUCO_INT 7345.00]-511456 [O.K.U.-7 345.00] CKT 1	Solution diverges; voltage collapse	Solution diverges; voltage collapse	No voltage issues observed
2026W5	P3	528361 [MADDOX_1 113.800]	525832 [TUCO_INT 7345.00]-515458 [BORDER 7345.00] CKT 1	Solution diverges; voltage collapse	No voltage issues observed	No voltage issues observed
2026W5	P1	Tuco to OKU 345kV (J01)		Solution diverges; voltage collapse	No voltage issues observed	No voltage issues observed

5. Conclusion

This system impact study performed showed the need to convert one of the Tolk units to synchronous condenser operation immediately and to convert both the Tolk units to synchronous condensers by mid 2020s to mitigate TPL-001-4 P3 multiple contingency (loss of generator followed by N-1 transmission outage) event issues.

It is also observed that there is a huge real power deficiency in SPS area by mid 2020s causing severe steady state issues. Conversion of both the Tolk units to synchronous condenser operation alone cannot mitigate all the transmission system performance issues in later years. New generation installation will greatly improve system performance with real and reactive power capability with the changed operation of the Tolk units.

Appendix A

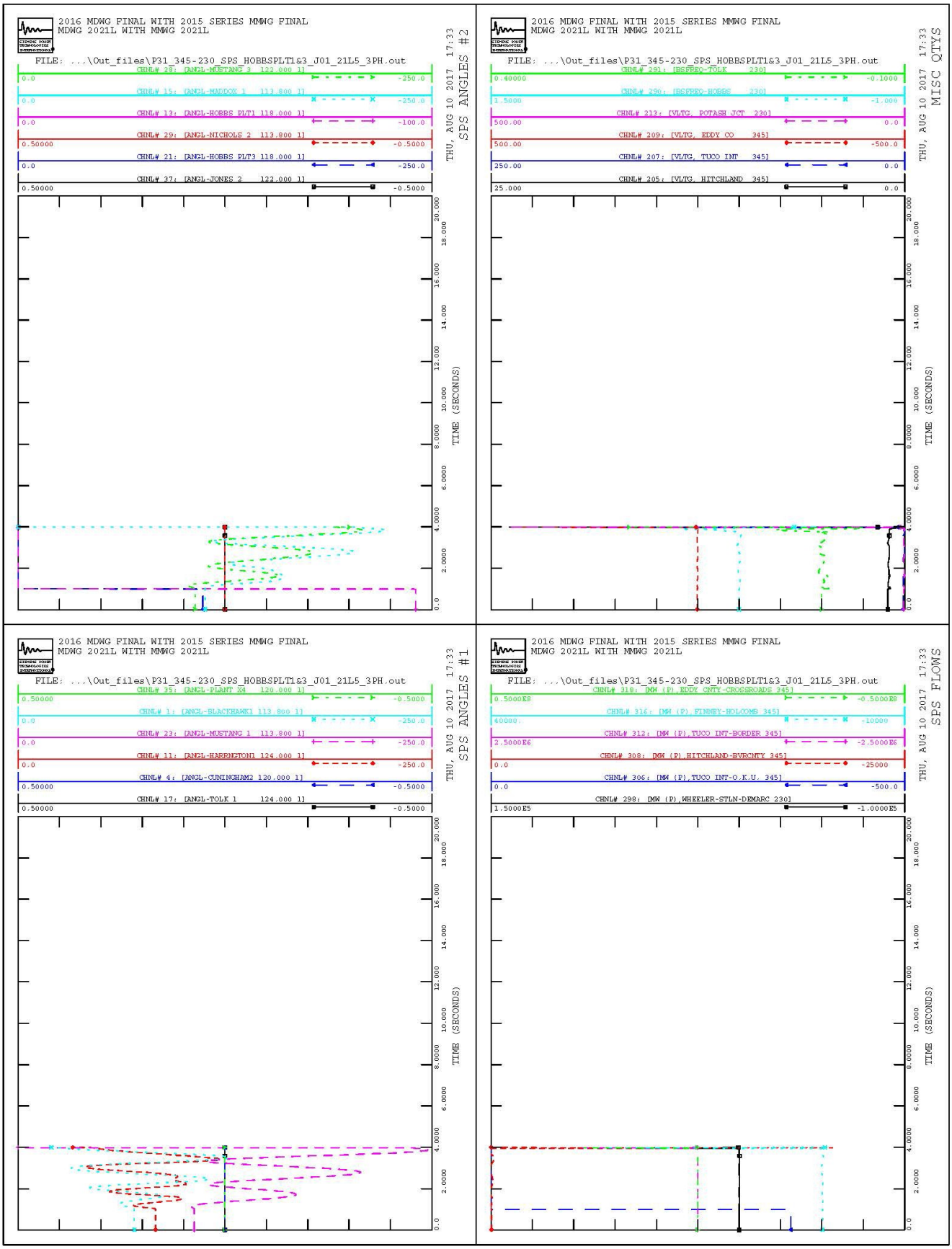
2016 MDWG FINAL WITH 2015 SERIES MMWG FINAL
MDWG 2021L WITH MMWG 2021L
FILE: ...\Out_files\P31_345-230_SPS_HOBBSPLT1&3_J01_21L5_3PH.out
THU, AUG 10 2017 17:33
SPS ANGLES #2
CHNL# 28: [ANGL-MUSTANG 3 122.000 1]
CHNL# 15: [ANGL-MADDOX 1 113.800 1]
CHNL# 13: [ANGL-HOBBS PLT1 118.000 1]
CHNL# 29: [ANGL-NICHOLS 2 113.800 1]
CHNL# 21: [ANGL-HOBBS PLT3 118.000 1]
CHNL# 37: [ANGL-JONES 2 122.000 1]
TIME (SECONDS)
2016 MDWG FINAL WITH 2015 SERIES MMWG FINAL
MDWG 2021L WITH MMWG 2021L
FILE: ...\Out_files\P31_345-230_SPS_HOBBSPLT1&3_J01_21L5_3PH.out
THU, AUG 10 2017 17:33
MISC QTYS
CHNL# 291: [BSPREQ-TOLK 230]
CHNL# 290: [BSPREQ-HOBBS 230]
CHNL# 213: [VLTG, POTASH JCT 230]
CHNL# 209: [VLTG, EDDY CO 345]
CHNL# 207: [VLTG, TUCO INT 345]
CHNL# 205: [VLTG, HITCHLAND 345]
TIME (SECONDS)
2016 MDWG FINAL WITH 2015 SERIES MMWG FINAL
MDWG 2021L WITH MMWG 2021L
FILE: ...\Out_files\P31_345-230_SPS_HOBBSPLT1&3_J01_21L5_3PH.out
THU, AUG 10 2017 17:33
SPS ANGLES #1
CHNL# 35: [ANGL-PLANT X4 120.000 1]
CHNL# 1: [ANGL-BLACKHAWK1 113.800 1]
CHNL# 23: [ANGL-MUSTANG 1 113.800 1]
CHNL# 11: [ANGL-HARRNGTON1 124.000 1]
CHNL# 4: [ANGL-CUNINGHAM2 120.000 1]
CHNL# 17: [ANGL-TOLK 1 124.000 1]
TIME (SECONDS)
2016 MDWG FINAL WITH 2015 SERIES MMWG FINAL
MDWG 2021L WITH MMWG 2021L
FILE: ...\Out_files\P31_345-230_SPS_HOBBSPLT1&3_J01_21L5_3PH.out
THU, AUG 10 2017 17:33
SPS FLOWS
CHNL# 318: [MW (P),RUDY CNTY-CROSSROADS 345]
CHNL# 316: [MW (P),FINNEY-HOLCOMB 345]
CHNL# 312: [MW (P),TUCO INT-BORDER 345]
CHNL# 308: [MW (P),HITCHLAND-BVRCNTY 345]
CHNL# 306: [MW (P),TUCO INT-O.K.U. 345]
CHNL# 298: [MW (P),WHEELER-STLN-DEMARC 230]
TIME (SECONDS)

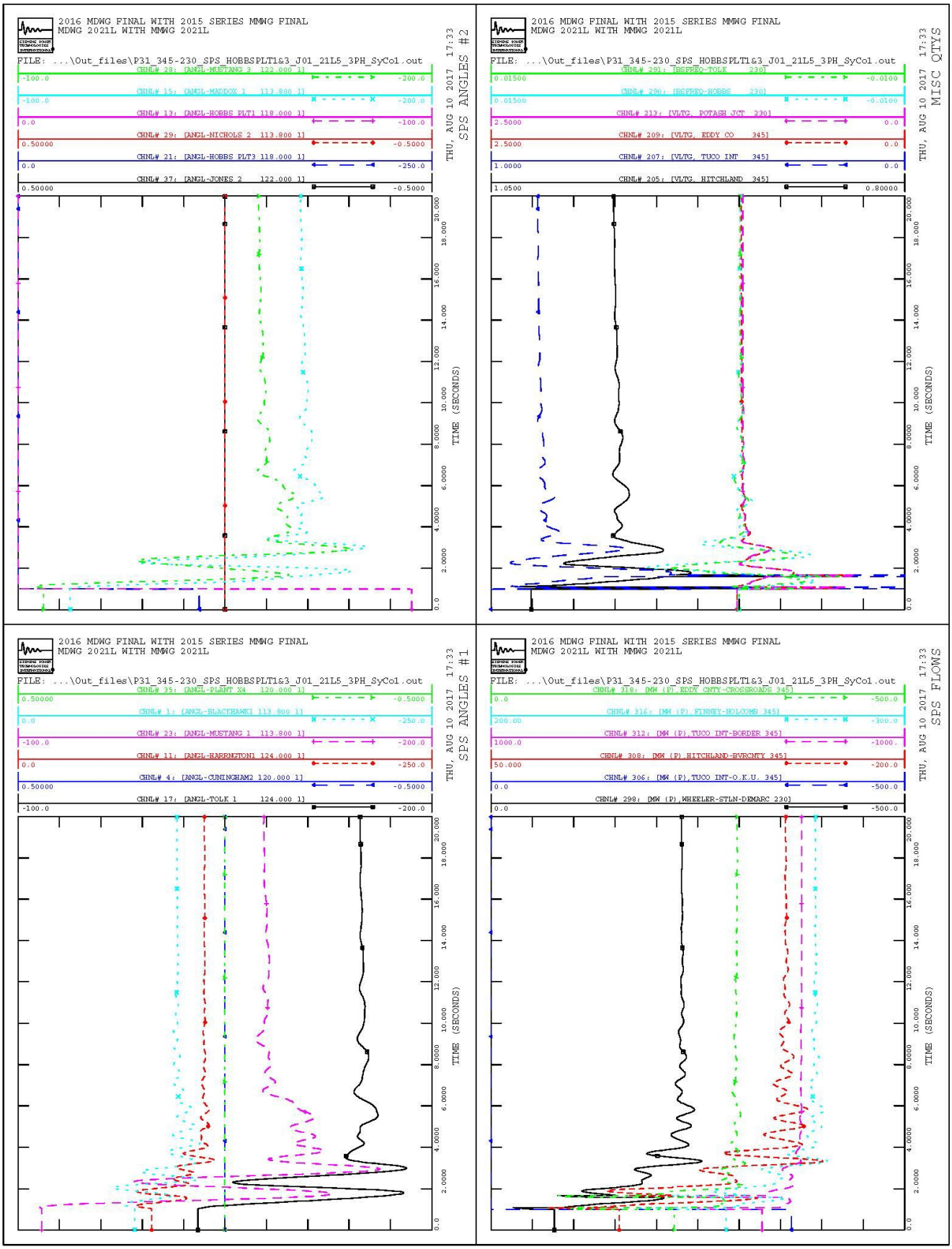
2016 MDWG FINAL WITH 2015 SERIES MMWG FINAL
MDWG 2021L WITH MMWG 2021L
FILE: ...\Out_files\P31_345-230_SPS_HOBBSPLT1&3_J01_21L5_3PH_SyCol.out
CHNL# 28: [ANGL-MUSTANG 3 122.000 1]
CHNL# 15: [ANGL-MADDOX 1 113.800 1]
CHNL# 13: [ANGL-HOBBS PLT1 118.000 1]
CHNL# 29: [ANGL-NICHOLS 2 113.800 1]
CHNL# 21: [ANGL-HOBBS PLT3 118.000 1]
CHNL# 37: [ANGL-JONES 2 122.000 1]
THU, AUG 10 2017 17:33
SPS ANGLES #2
TIME (SECONDS)
CHNL# 291: [BSPREO-TOLK 230]
CHNL# 290: [BSPREO-HOBBS 230]
CHNL# 213: [VLTG, POTASH JCT 230]
CHNL# 209: [VLTG, EDDY CO 345]
CHNL# 207: [VLTG, TUCO INT 345]
CHNL# 205: [VLTG, HITCHLAND 345]
MISC QTYS
CHNL# 35: [ANGL-PLANT X4 120.000 1]
CHNL# 1: [ANGL-BLACKHAWK1 113.800 1]
CHNL# 23: [ANGL-MUSTANG 1 113.800 1]
CHNL# 11: [ANGL-HARRINGTON1 124.000 1]
CHNL# 4: [ANGL-CUNINGHAM2 120.000 1]
CHNL# 17: [ANGL-TOLK 1 124.000 1]
SPS ANGLES #1
CHNL# 318: [MW (P),EDDY CNTY-CROSSROADS 345]
CHNL# 316: [MW (P),FINNEY-HOLCOMB 345]
CHNL# 312: [MW (P),TUCO INT-BORDER 345]
CHNL# 308: [MW (P),HITCHLAND-BVRCNTY 345]
CHNL# 306: [MW (P),TUCO INT-O.K.U. 345]
CHNL# 298: [MW (P),WHEELER-STLN-DEMARC 230]
SPS FLOWS

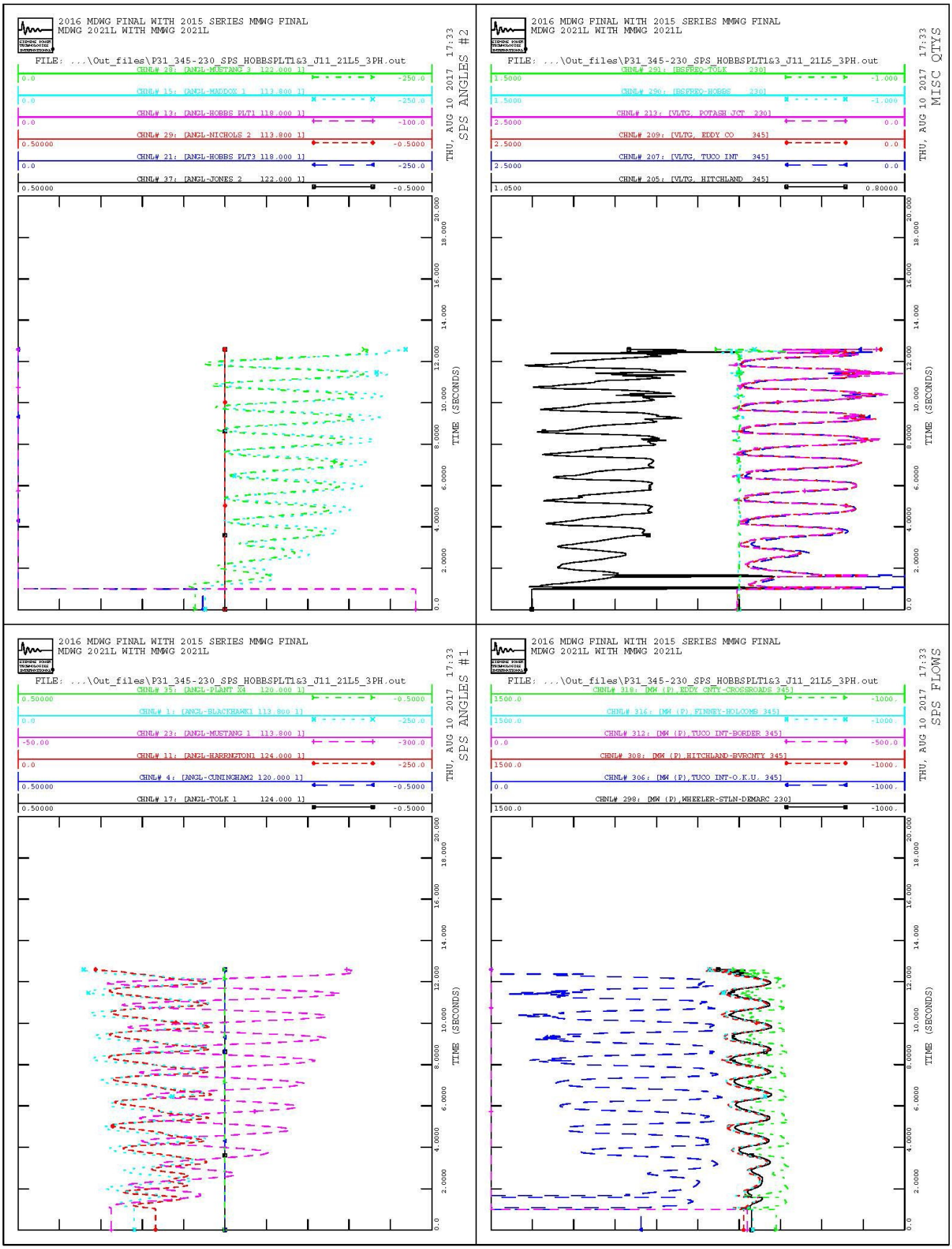
2016 MDWG FINAL WITH 2015 SERIES MMWG FINAL
MDWG 2021L WITH MMWG 2021L
FILE: ...\Out_files\P31_345-230_SPS_HOBBSPLT1&3_J11_21L5_3PH.out
CHNL# 28: [ANGL-MUSTANG 3 122.000 1]
CHNL# 15: [ANGL-MADDOX 1 113.800 1]
CHNL# 13: [ANGL-HOBBS PLT1 118.000 1]
CHNL# 29: [ANGL-NICHOLS 2 113.800 1]
CHNL# 21: [ANGL-HOBBS PLT3 118.000 1]
CHNL# 37: [ANGL-JONES 2 122.000 1]
THU, AUG 10 2017 17:33
SPS ANGLES #2
TIME (SECONDS)
2016 MDWG FINAL WITH 2015 SERIES MMWG FINAL
MDWG 2021L WITH MMWG 2021L
FILE: ...\Out_files\P31_345-230_SPS_HOBBSPLT1&3_J11_21L5_3PH.out
CHNL# 291: [BSPREQ-TOLK 230]
CHNL# 290: [BSPREQ-HOBBS 230]
CHNL# 213: [VLTG, POTASH JCT 230]
CHNL# 209: [VLTG, EDDY CO 345]
CHNL# 207: [VLTG, TUCO INT 345]
CHNL# 205: [VLTG, HITCHLAND 345]
THU, AUG 10 2017 17:33
MISC QTYS
TIME (SECONDS)
2016 MDWG FINAL WITH 2015 SERIES MMWG FINAL
MDWG 2021L WITH MMWG 2021L
FILE: ...\Out_files\P31_345-230_SPS_HOBBSPLT1&3_J11_21L5_3PH.out
CHNL# 35: [ANGL-PLANT X4 120.000 1]
CHNL# 1: [ANGL-BLACKHAWK1 113.800 1]
CHNL# 23: [ANGL-MUSTANG 1 113.800 1]
CHNL# 11: [ANGL-HARRINGTON1 124.000 1]
CHNL# 4: [ANGL-CUNINGHAM2 120.000 1]
CHNL# 17: [ANGL-TOLK 1 124.000 1]
THU, AUG 10 2017 17:33
SPS ANGLES #1
TIME (SECONDS)
2016 MDWG FINAL WITH 2015 SERIES MMWG FINAL
MDWG 2021L WITH MMWG 2021L
FILE: ...\Out_files\P31_345-230_SPS_HOBBSPLT1&3_J11_21L5_3PH.out
CHNL# 318: [MW (P),RUDY CNTY-CROSSROADS 345]
CHNL# 316: [MW (P),FINNEY-HOLCOMB 345]
CHNL# 312: [MW (P),TUCO INT-BORDER 345]
CHNL# 308: [MW (P),HITCHLAND-BVRCNTY 345]
CHNL# 306: [MW (P),TUCO INT-O.K.U. 345]
CHNL# 298: [MW (P),WHEELER-STLN-DEMARC 230]
THU, AUG 10 2017 17:33
SPS FLOWS
TIME (SECONDS)

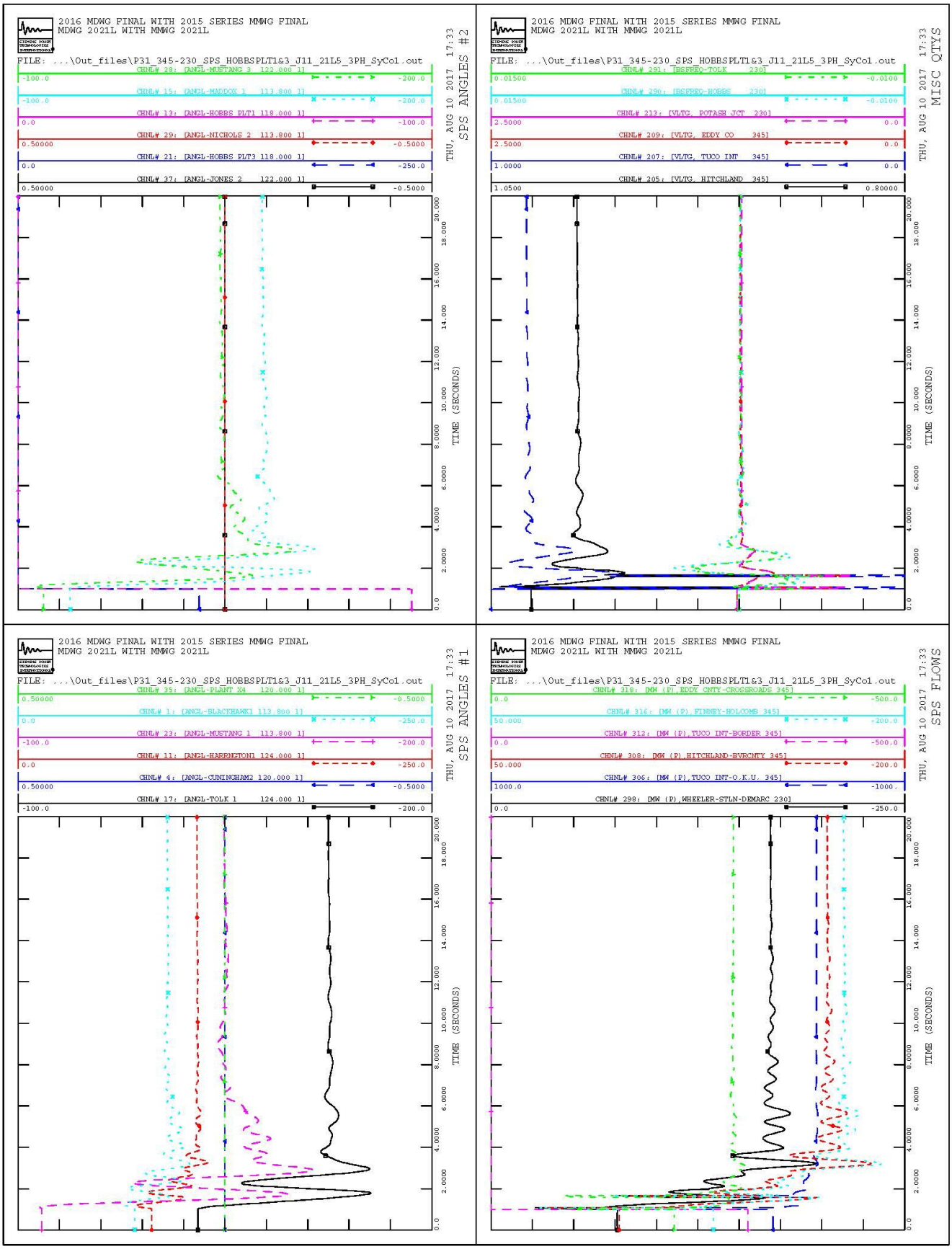
2016 MDWG FINAL WITH 2015 SERIES MMWG FINAL
MDWG 2021L WITH MMWG 2021L
FILE: ...\Out_files\P31_345-230_SPS_HOBBSPLT1&3_J11_21L5_3PH_SyCol.out
CHNL# 28: [ANGL-MUSTANG 3 122.000 1]
CHNL# 15: [ANGL-MADDOX 1 113.800 1]
CHNL# 13: [ANGL-HOBBS PLT1 118.000 1]
CHNL# 29: [ANGL-NICHOLS 2 113.800 1]
CHNL# 21: [ANGL-HOBBS PLT3 118.000 1]
CHNL# 37: [ANGL-JONES 2 122.000 1]
THU, AUG 10 2017 17:33
SPS ANGLES #2
TIME (SECONDS)
CHNL# 291: [BSPREO-TOLK 230]
CHNL# 290: [BSPREO-HOBBS 230]
CHNL# 213: [VLTG, POTASH JCT 230]
CHNL# 209: [VLTG, EDDY CO 345]
CHNL# 207: [VLTG, TUCO INT 345]
CHNL# 205: [VLTG, HITCHLAND 345]
MISC QTYS
CHNL# 35: [ANGL-PLANT X4 120.000 1]
CHNL# 1: [ANGL-BLACKHAWK1 113.800 1]
CHNL# 23: [ANGL-MUSTANG 1 113.800 1]
CHNL# 11: [ANGL-HARRINGTON1 124.000 1]
CHNL# 4: [ANGL-CUNINGHAM2 120.000 1]
CHNL# 17: [ANGL-TOLK 1 124.000 1]
SPS ANGLES #1
CHNL# 318: [MW (P),EDDY CNTY-CROSSROADS 345]
CHNL# 316: [MW (P),FINNEY-HOLCOMB 345]
CHNL# 312: [MW (P),TUCO INT-BORDER 345]
CHNL# 308: [MW (P),HITCHLAND-BVRCNTY 345]
CHNL# 306: [MW (P),TUCO INT-O.K.U. 345]
CHNL# 298: [MW (P),WHEELER-STLN-DEMARC 230]
SPS FLOWS

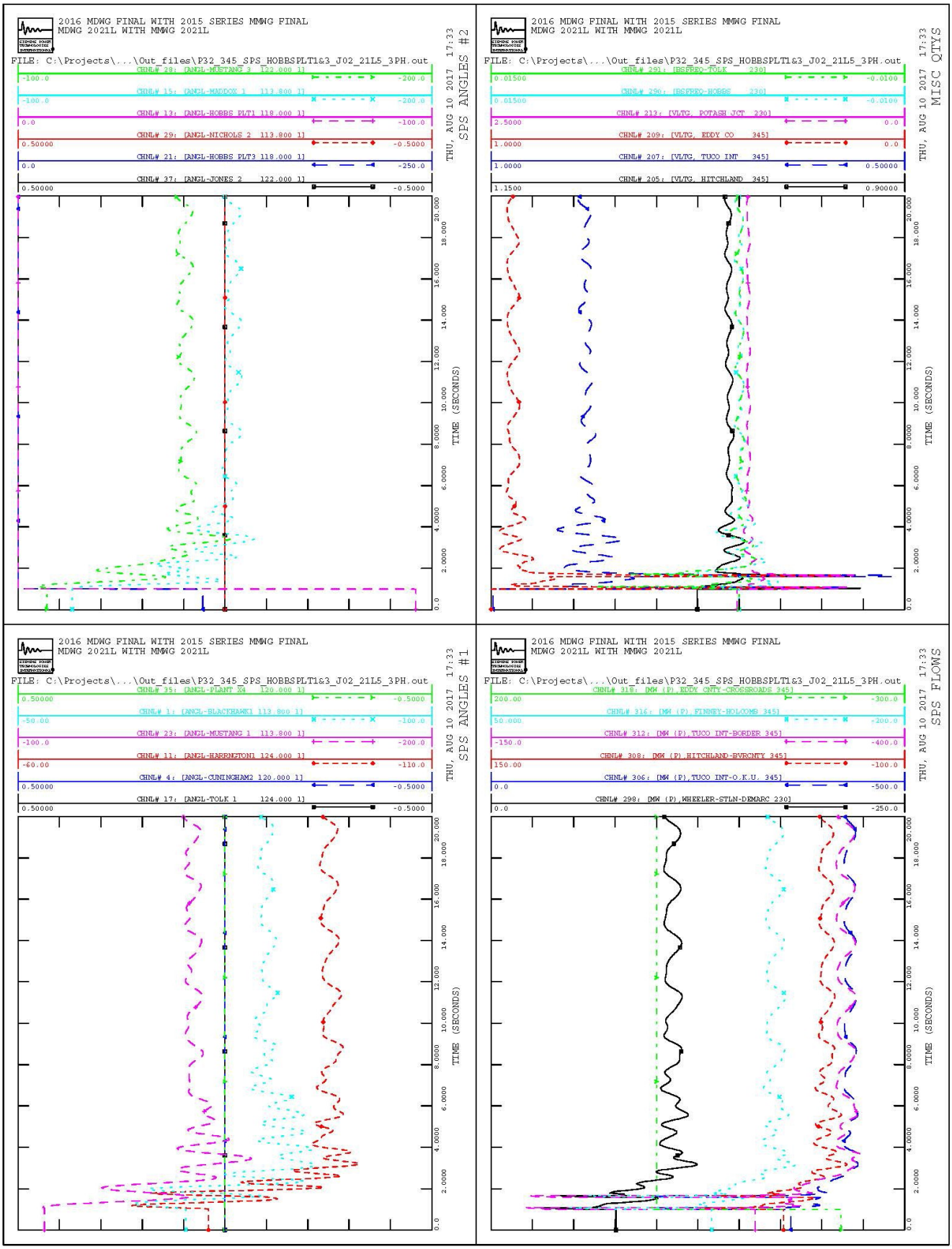
2016 MDWG FINAL WITH 2015 SERIES MMWG FINAL
MDWG 2021L WITH MMWG 2021L
FILE: C:\Projects\...\Out_files\P32_345_SPS_HOBBSPLT1&3_J02_21L5_3PH.out
THU, AUG 10 2017 17:33
SPS ANGLES #2
CHNL# 28: [ANGL-MUSTANG 3 122.000 1]
CHNL# 15: [ANGL-MADDOX 1 113.800 1]
CHNL# 13: [ANGL-HOBBS PLT1 118.000 1]
CHNL# 29: [ANGL-NICHOLS 2 113.800 1]
CHNL# 21: [ANGL-HOBBS PLT3 118.000 1]
CHNL# 37: [ANGL-JONES 2 122.000 1]
TIME (SECONDS)
MISC QTYS
CHNL# 291: [BSPREQ-TOLK 230]
CHNL# 290: [BSPREQ-HOBBS 230]
CHNL# 213: [VLTG, POTASH JCT 230]
CHNL# 209: [VLTG, EDDY CO 345]
CHNL# 207: [VLTG, TUCO INT 345]
CHNL# 205: [VLTG, HITCHLAND 345]
SPS ANGLES #1
CHNL# 35: [ANGL-PLANT X4 120.000 1]
CHNL# 1: [ANGL-BLACKHAWK1 113.800 1]
CHNL# 23: [ANGL-MUSTANG 1 113.800 1]
CHNL# 11: [ANGL-HARRINGTON1 124.000 1]
CHNL# 4: [ANGL-CUNINGHAM2 120.000 1]
CHNL# 17: [ANGL-TOLK 1 124.000 1]
SPS FLOWS
CHNL# 318: [MW (P),EDDY CNTY-CROSSROADS 345]
CHNL# 316: [MW (P),FINNEY-HOLCOMB 345]
CHNL# 312: [MW (P),TUCO INT-BORDER 345]
CHNL# 308: [MW (P),HITCHLAND-BVRCNTY 345]
CHNL# 306: [MW (P),TUCO INT-O.K.U. 345]
CHNL# 298: [MW (P),WHEELER-STLN-DEMARC 230]

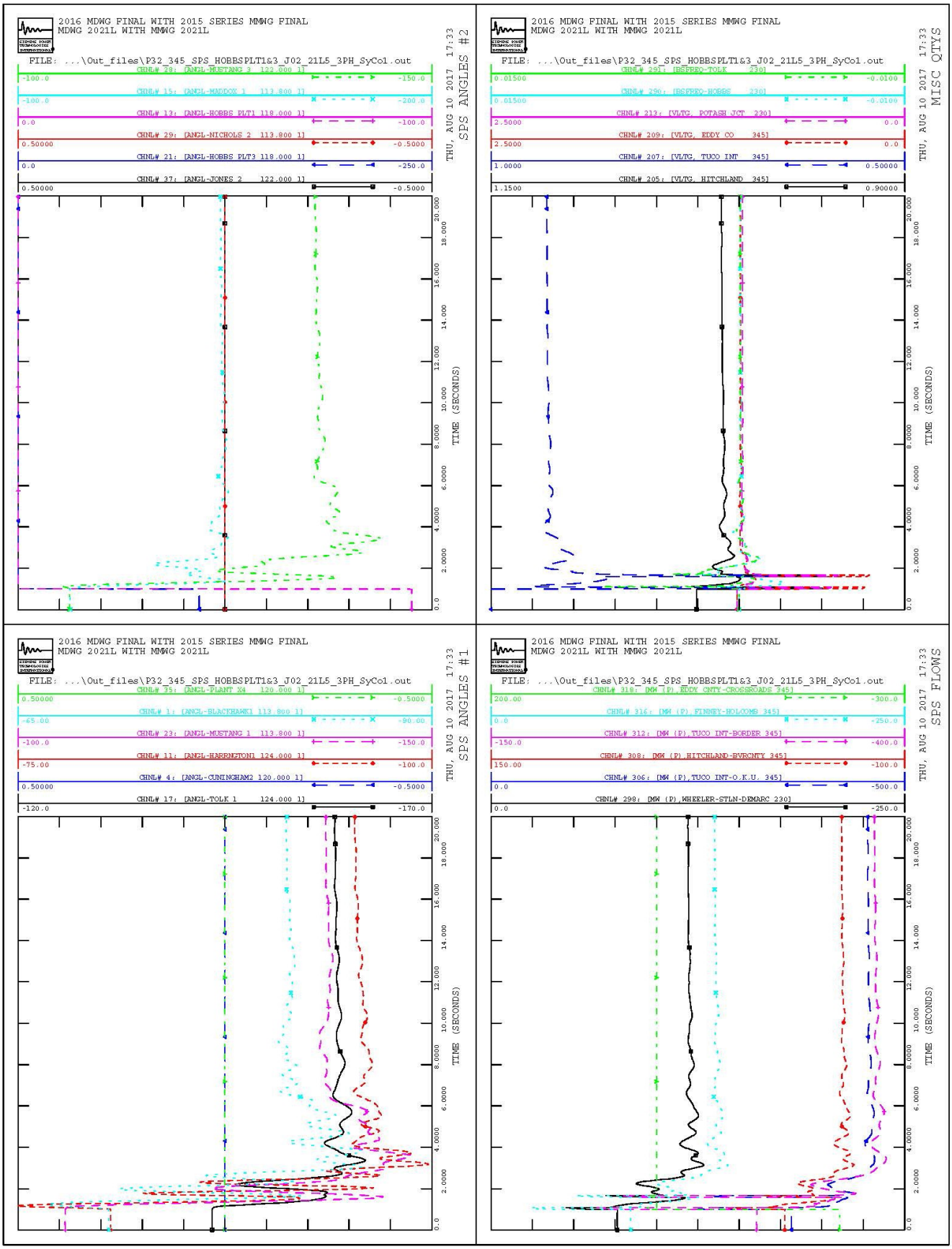
2016 MDWG FINAL WITH 2015 SERIES MMWG FINAL
MDWG 2021L WITH MMWG 2021L
FILE: ...\Out_files\P32_345_SPS_HOBBSPLT1&3_J02_21L5_3PH_SyCo1.out
CHNL# 78: [ANGL-MUSTANG 3 122.000 1]
CHNL# 15: [ANGL-MADDOX 1 113.800 1]
CHNL# 13: [ANGL-HOBBS PLT1 118.000 1]
CHNL# 29: [ANGL-NICHOLS 2 113.800 1]
CHNL# 21: [ANGL-HOBBS PLT3 118.000 1]
CHNL# 37: [ANGL-JONES 2 122.000 1]
THU, AUG 10 2017 17:33
SPS ANGLES #2
TIME (SECONDS)
CHNL# 297: [BSFREQ-TOLK 230]
CHNL# 296: [BSFREQ-HOBBS 230]
CHNL# 213: [VLTG, POTASH JCT 230]
CHNL# 209: [VLTG, EDDY CO 345]
CHNL# 207: [VLTG, TUCO INT 345]
CHNL# 205: [VLTG, HITCHLAND 345]
MISC QTYS
CHNL# 75: [ANGL-PLANT X4 120.000 1]
CHNL# 1: [ANGL-BLACKHAWK1 113.800 1]
CHNL# 23: [ANGL-MUSTANG 1 113.800 1]
CHNL# 11: [ANGL-HARRNGTON1 124.000 1]
CHNL# 4: [ANGL-CUNINGHAM2 120.000 1]
CHNL# 17: [ANGL-TOLK 1 124.000 1]
SPS ANGLES #1
CHNL# 318: [MW (P),EDDY CNTY-CROSSROADS 345]
CHNL# 316: [MW (P),FINNEY-HOLCOMB 345]
CHNL# 312: [MW (P),TUCO INT-BORDER 345]
CHNL# 308: [MW (P),HITCHLAND-BVRCNTY 345]
CHNL# 306: [MW (P),TUCO INT-O.K.U. 345]
CHNL# 298: [MW (P),WHEELER-STLN-DEMARC 230]
SPS FLOWS

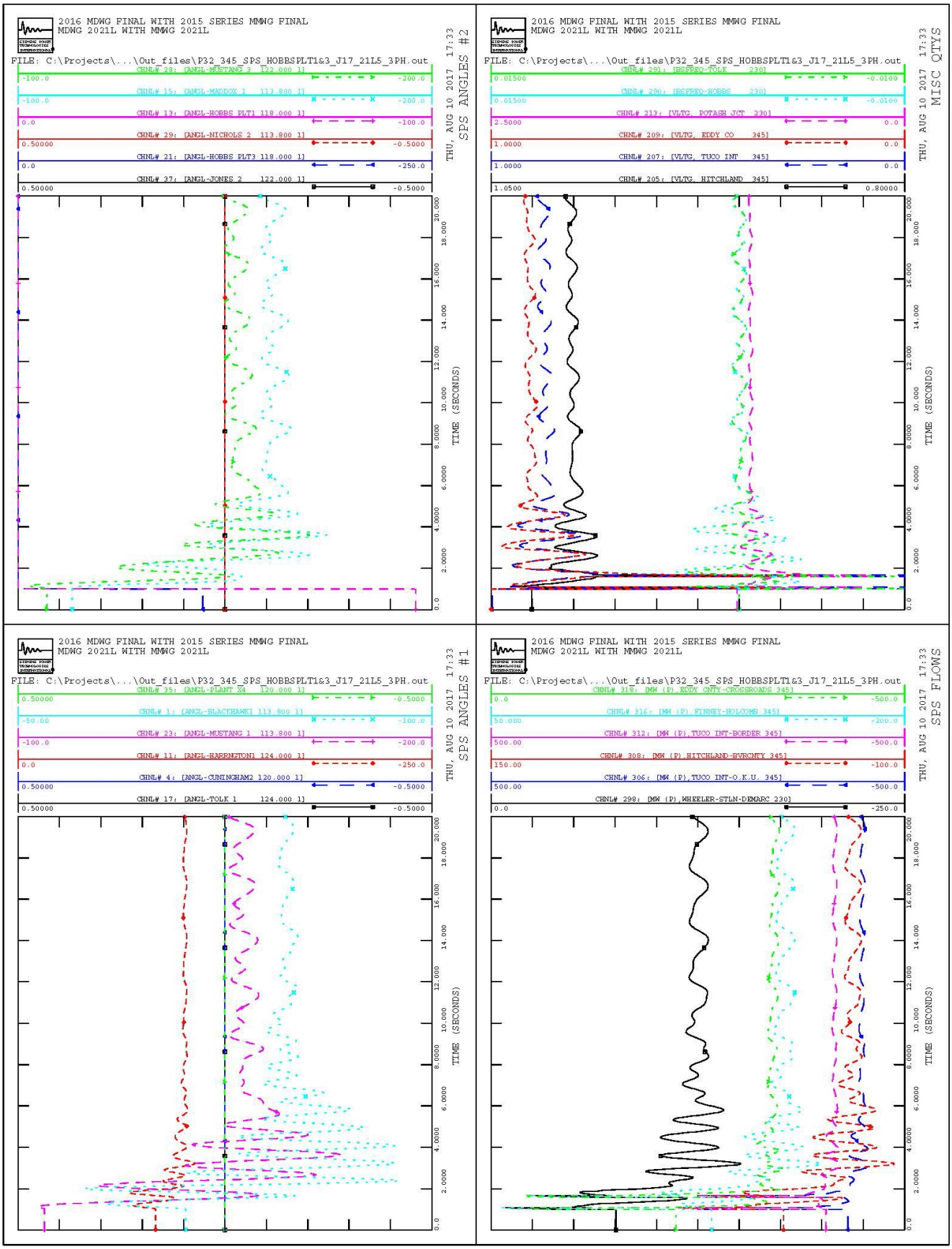
2016 MDWG FINAL WITH 2015 SERIES MMWG FINAL
MDWG 2021L WITH MMWG 2021L
FILE: C:\Projects\...\Out_files\P32_345_SPS_HOBBSPLT1&3_J17_21L5_3PH.out
THU, AUG 10 2017 17:33
SPS ANGLES #2
CHNL# 28: [ANGL-MUSTANG 3 122.000 1]
CHNL# 15: [ANGL-MADDOX 1 113.800 1]
CHNL# 13: [ANGL-HOBBS PLT1 118.000 1]
CHNL# 29: [ANGL-NICHOLS 2 113.800 1]
CHNL# 21: [ANGL-HOBBS PLT3 118.000 1]
CHNL# 37: [ANGL-JONES 2 122.000 1]
TIME (SECONDS)
MISC QTYS
CHNL# 291: [BSPREQ-TOLK 230]
CHNL# 290: [BSPREQ-HOBBS 230]
CHNL# 213: [VLTG, POTASH JCT 230]
CHNL# 209: [VLTG, EDDY CO 345]
CHNL# 207: [VLTG, TUCO INT 345]
CHNL# 205: [VLTG, HITCHLAND 345]
SPS ANGLES #1
CHNL# 35: [ANGL-PLANT X4 120.000 1]
CHNL# 1: [ANGL-BLACKHAWK1 113.800 1]
CHNL# 23: [ANGL-MUSTANG 1 113.800 1]
CHNL# 11: [ANGL-HARRINGTON1 124.000 1]
CHNL# 4: [ANGL-CUNINGHAM2 120.000 1]
CHNL# 17: [ANGL-TOLK 1 124.000 1]
SPS FLOWS
CHNL# 318: [MW (P),EDDY CNTY-CROSSROADS 345]
CHNL# 316: [MW (P),FINNEY-HOLCOMB 345]
CHNL# 312: [MW (P),TUCO INT-BORDER 345]
CHNL# 308: [MW (P),HITCHLAND-BVRCNTY 345]
CHNL# 306: [MW (P),TUCO INT-O.K.U. 345]
CHNL# 298: [MW (P),WHEELER-STLN-DEMARC 230]

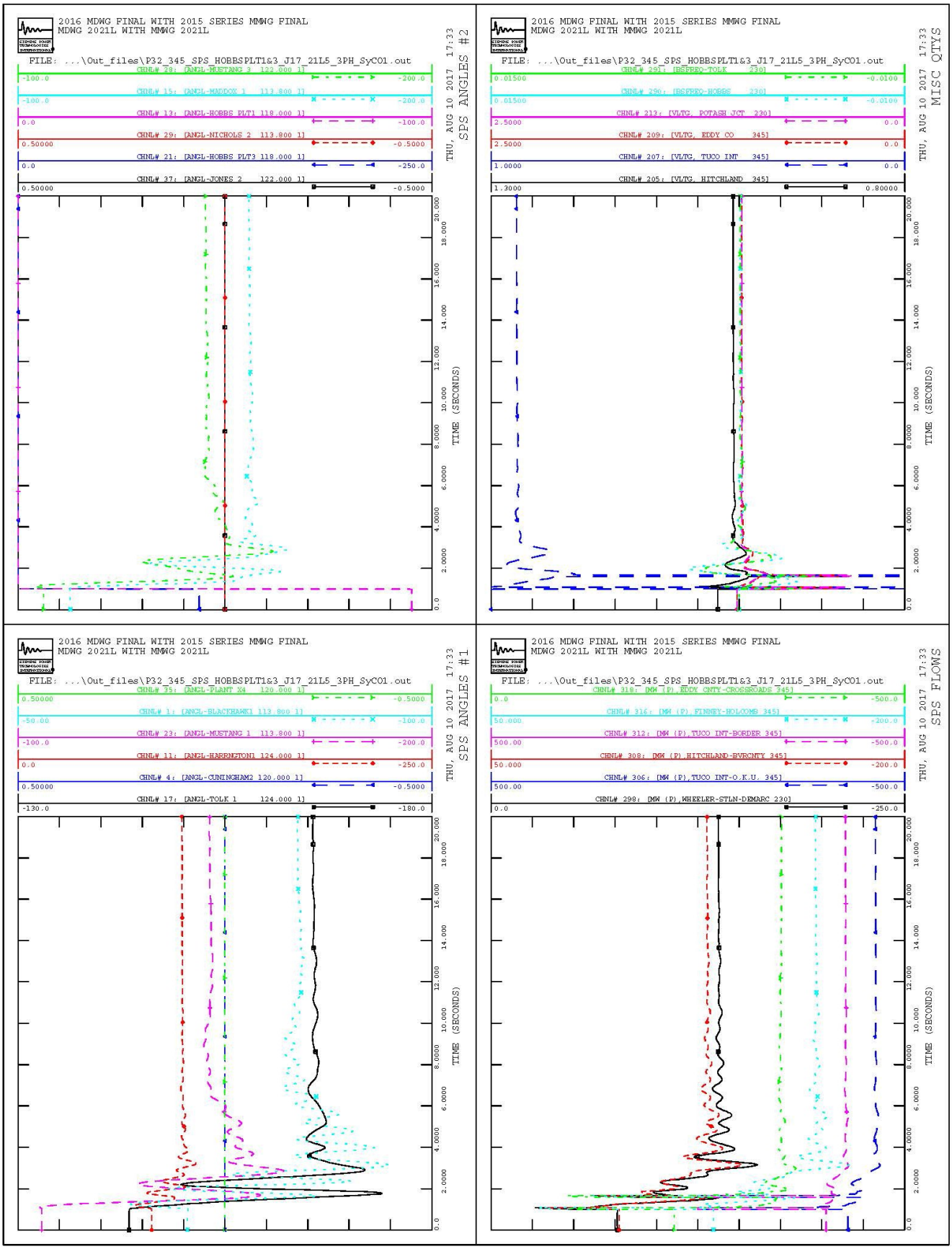
2016 MDWG FINAL WITH 2015 SERIES MMWG FINAL
MDWG 2021L WITH MMWG 2021L
FILE: ...\Out_files\P32_345_SPS_HOBBSPLT1&3_J17_21L5_3PH_SyC01.out
CHNL# 78: [ANGL-MUSTANG 3 122.000 1]
CHNL# 15: [ANGL-MADDOX 1 113.800 1]
CHNL# 13: [ANGL-HOBBS PLT1 118.000 1]
CHNL# 29: [ANGL-NICHOLS 2 113.800 1]
CHNL# 21: [ANGL-HOBBS PLT3 118.000 1]
CHNL# 37: [ANGL-JONES 2 122.000 1]
THU, AUG 10 2017 17:33
SPS ANGLES #2
TIME (SECONDS)
CHNL# 291: [BSPREQ-TOLK 230]
CHNL# 290: [BSPREQ-HOBBS 230]
CHNL# 213: [VLTG, POTASH JCT 230]
CHNL# 209: [VLTG, EDDY CO 345]
CHNL# 207: [VLTG, TUCO INT 345]
CHNL# 205: [VLTG, HITCHLAND 345]
MISC QTYS
CHNL# 75: [ANGL-PLANT X4 120.000 1]
CHNL# 1: [ANGL-BLACKHAWK1 113.800 1]
CHNL# 23: [ANGL-MUSTANG 1 113.800 1]
CHNL# 11: [ANGL-HARRINGTON1 124.000 1]
CHNL# 4: [ANGL-CUNINGHAM2 120.000 1]
CHNL# 17: [ANGL-TOLK 1 124.000 1]
SPS ANGLES #1
CHNL# 318: [MW (P),EDDY CNTY-CROSSROADS 345]
CHNL# 316: [MW (P),FINNEY-HOLCOMB 345]
CHNL# 312: [MW (P),TUCO INT-BORDER 345]
CHNL# 308: [MW (P),HITCHLAND-BVRCNTY 345]
CHNL# 306: [MW (P),TUCO INT-O.K.U. 345]
CHNL# 298: [MW (P),WHEELER-STLN-DEMARC 230]
SPS FLOWS

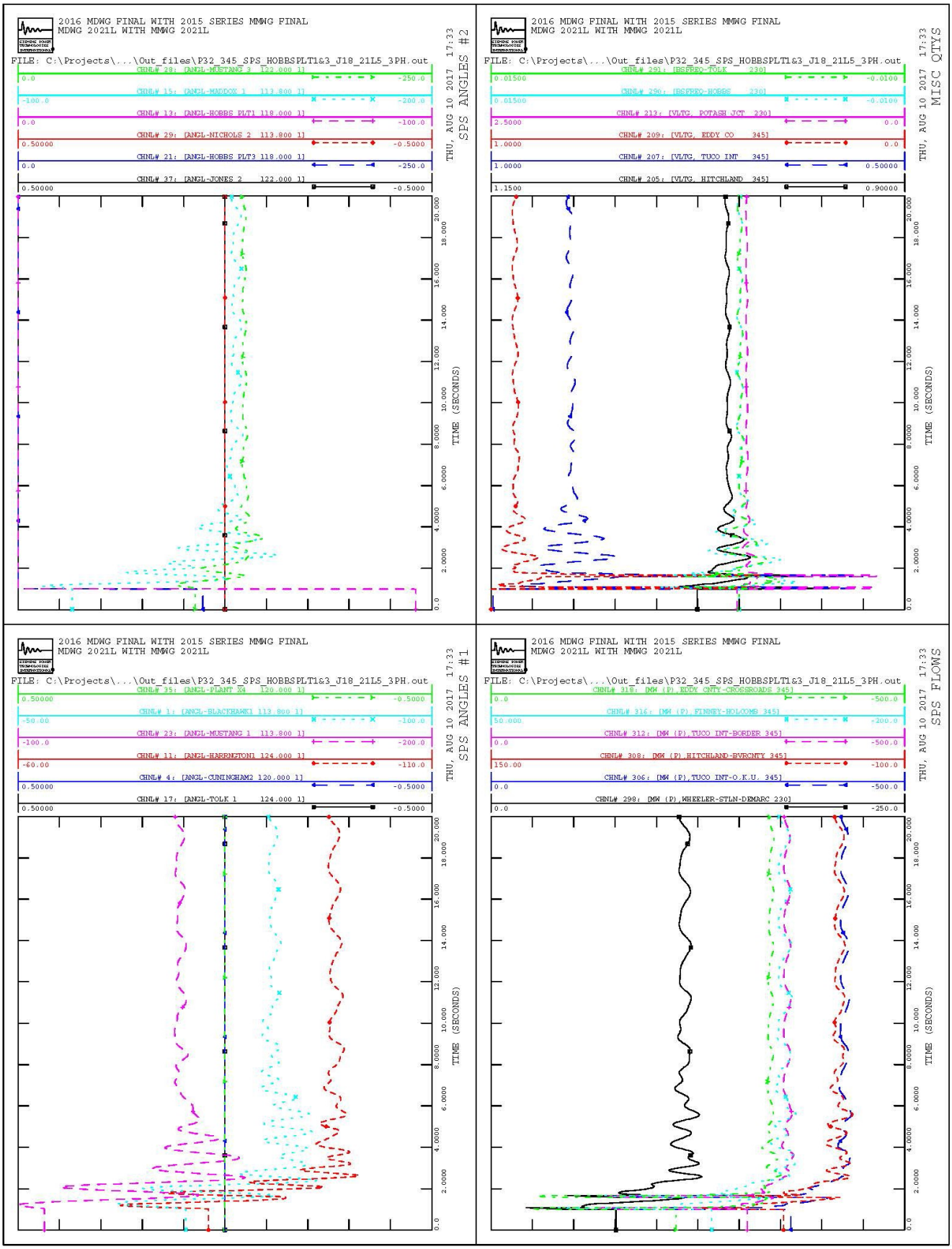
2016 MDWG FINAL WITH 2015 SERIES MMWG FINAL
MDWG 2021L WITH MMWG 2021L
FILE: C:\Projects\...\Out_files\P32_345_SPS_HOBBSPLT1&3_J18_21L5_3PH.out
THU, AUG 10 2017 17:33
SPS ANGLES #2
CHNL# 28: [ANGL-MUSTANG 3 122.000 1]
CHNL# 15: [ANGL-MADDOX 1 113.800 1]
CHNL# 13: [ANGL-HOBBS PLT1 118.000 1]
CHNL# 29: [ANGL-NICHOLS 2 113.800 1]
CHNL# 21: [ANGL-HOBBS PLT3 118.000 1]
CHNL# 37: [ANGL-JONES 2 122.000 1]
TIME (SECONDS)
MISC QTYS
CHNL# 291: [BSPREQ-TOLK 230]
CHNL# 290: [BSPREQ-HOBBS 230]
CHNL# 213: [VLTG, POTASH JCT 230]
CHNL# 209: [VLTG, EDDY CO 345]
CHNL# 207: [VLTG, TUCO INT 345]
CHNL# 205: [VLTG, HITCHLAND 345]
SPS ANGLES #1
CHNL# 35: [ANGL-PLANT X4 120.000 1]
CHNL# 1: [ANGL-BLACKHAWK1 113.800 1]
CHNL# 23: [ANGL-MUSTANG 1 113.800 1]
CHNL# 11: [ANGL-HARRINGTON1 124.000 1]
CHNL# 4: [ANGL-CUNINGHAM2 120.000 1]
CHNL# 17: [ANGL-TOLK 1 124.000 1]
SPS FLOWS
CHNL# 318: [MW (P),EDDY CNTY-CROSSROADS 345]
CHNL# 316: [MW (P),FINNEY-HOLCOMB 345]
CHNL# 312: [MW (P),TUCO INT-BORDER 345]
CHNL# 308: [MW (P),HITCHLAND-BVRCNTY 345]
CHNL# 306: [MW (P),TUCO INT-O.K.U. 345]
CHNL# 298: [MW (P),WHEELER-STLN-DEMARC 230]

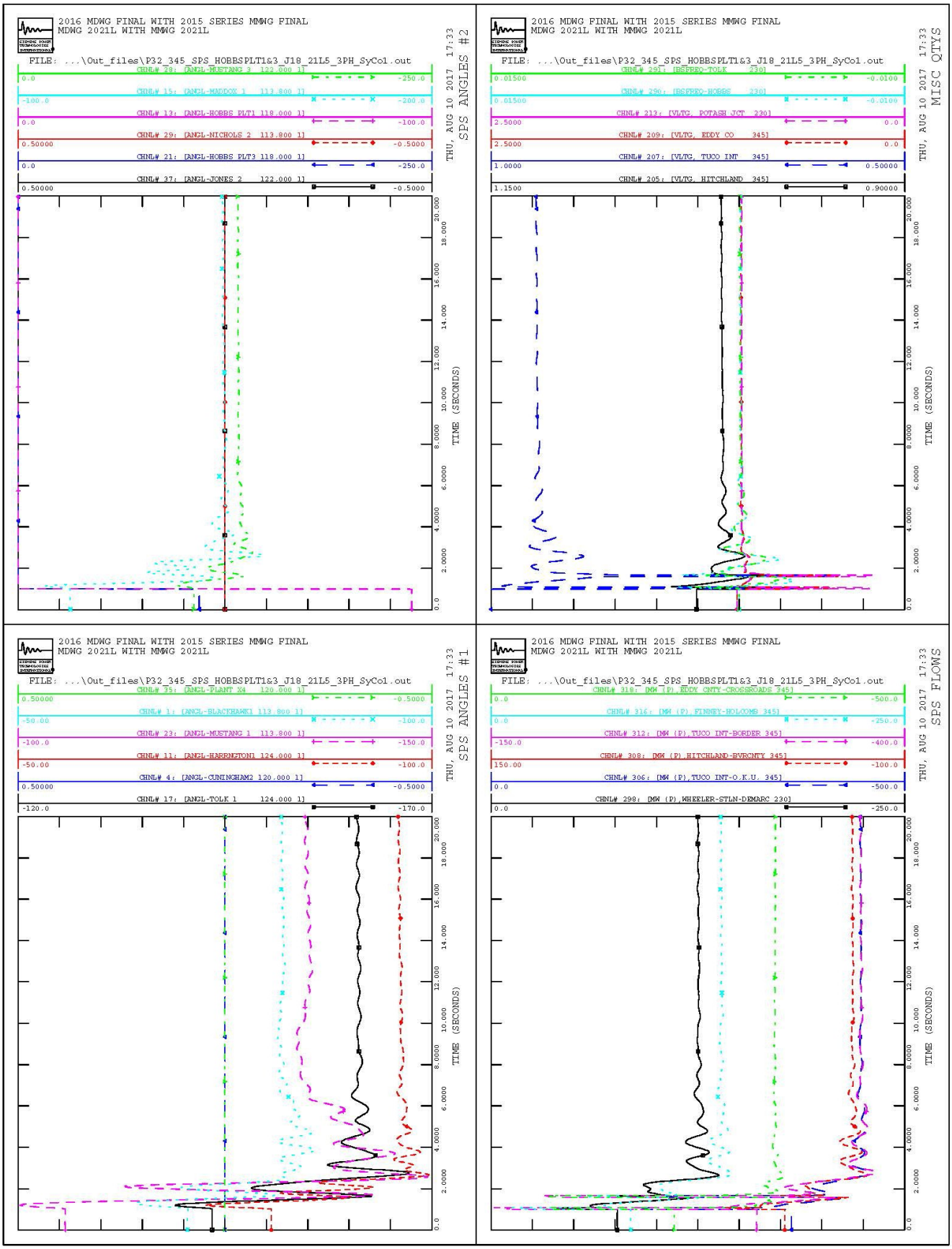
2016 MDWG FINAL WITH 2015 SERIES MMWG FINAL
MDWG 2021L WITH MMWG 2021L
FILE: ...\Out_files\P32_345_SPS_HOBBSPLT1&3_J18_21L5_3PH_SyCo1.out
THU, AUG 10 2017 17:33
SPS ANGLES #2
CHNL# 78: [ANGL-MUSTANG 3 122.000 1]
CHNL# 15: [ANGL-MADDOX 1 113.800 1]
CHNL# 13: [ANGL-HOBBS PLT1 118.000 1]
CHNL# 29: [ANGL-NICHOLS 2 113.800 1]
CHNL# 21: [ANGL-HOBBS PLT3 118.000 1]
CHNL# 37: [ANGL-JONES 2 122.000 1]
TIME (SECONDS)
2016 MDWG FINAL WITH 2015 SERIES MMWG FINAL
MDWG 2021L WITH MMWG 2021L
FILE: ...\Out_files\P32_345_SPS_HOBBSPLT1&3_J18_21L5_3PH_SyCo1.out
THU, AUG 10 2017 17:33
MISC QTYS
CHNL# 297: [BSFREQ-TOLK 230]
CHNL# 296: [BSFREQ-HOBBS 230]
CHNL# 213: [VLTG, POTASH JCT 230]
CHNL# 209: [VLTG, EDDY CO 345]
CHNL# 207: [VLTG, TUCO INT 345]
CHNL# 205: [VLTG, HITCHLAND 345]
TIME (SECONDS)
2016 MDWG FINAL WITH 2015 SERIES MMWG FINAL
MDWG 2021L WITH MMWG 2021L
FILE: ...\Out_files\P32_345_SPS_HOBBSPLT1&3_J18_21L5_3PH_SyCo1.out
THU, AUG 10 2017 17:33
SPS ANGLES #1
CHNL# 75: [ANGL-PLANT X4 120.000 1]
CHNL# 1: [ANGL-BLACKHAWK1 113.800 1]
CHNL# 23: [ANGL-MUSTANG 1 113.800 1]
CHNL# 11: [ANGL-HARRINGTON1 124.000 1]
CHNL# 4: [ANGL-CUNINGHAM2 120.000 1]
CHNL# 17: [ANGL-TOLK 1 124.000 1]
TIME (SECONDS)
2016 MDWG FINAL WITH 2015 SERIES MMWG FINAL
MDWG 2021L WITH MMWG 2021L
FILE: ...\Out_files\P32_345_SPS_HOBBSPLT1&3_J18_21L5_3PH_SyCo1.out
THU, AUG 10 2017 17:33
SPS FLOWS
CHNL# 318: [MW (P),EDDY CNTY-CROSSROADS 345]
CHNL# 316: [MW (P),FINNEY-HOLCOMB 345]
CHNL# 312: [MW (P),TUCO INT-BORDER 345]
CHNL# 308: [MW (P),HITCHLAND-BVRCNTY 345]
CHNL# 306: [MW (P),TUCO INT-O.K.U. 345]
CHNL# 298: [MW (P),WHEELER-STLN-DEMARC 230]
TIME (SECONDS)

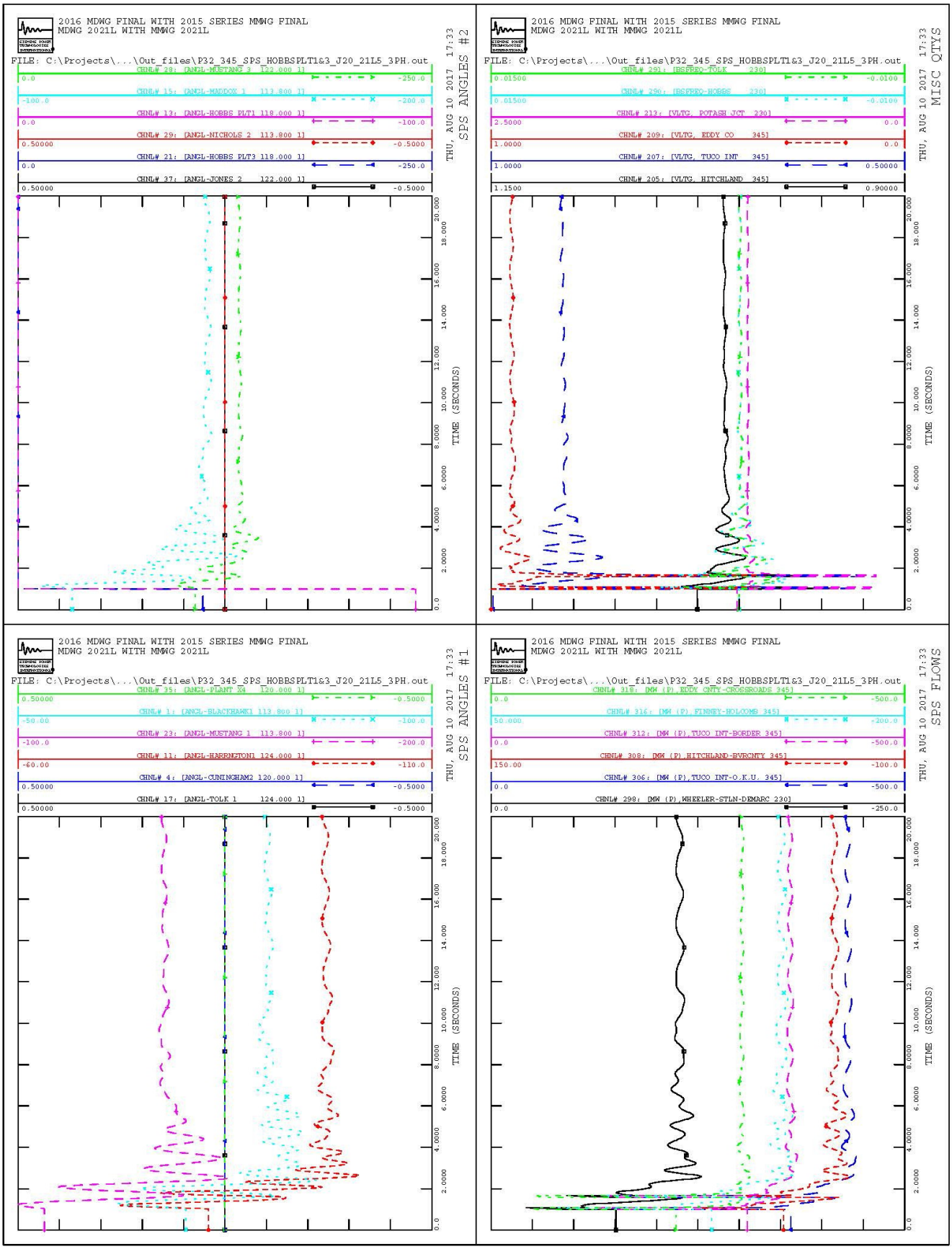
2016 MDWG FINAL WITH 2015 SERIES MMWG FINAL
MDWG 2021L WITH MMWG 2021L
FILE: C:\Projects\...\Out_files\P32_345_SPS_HOBBSPLT1&3_J20_21L5_3PH.out
THU, AUG 10 2017 17:33
SPS ANGLES #2
CHNL# 28: [ANGL-MUSTANG 3 122.000 1]
CHNL# 15: [ANGL-MADDOX 1 113.800 1]
CHNL# 13: [ANGL-HOBBS PLT1 118.000 1]
CHNL# 29: [ANGL-NICHOLS 2 113.800 1]
CHNL# 21: [ANGL-HOBBS PLT3 118.000 1]
CHNL# 37: [ANGL-JONES 2 122.000 1]
MISC QTYS
CHNL# 291: [BSPREQ-TOLK 230]
CHNL# 290: [BSPREQ-HOBBS 230]
CHNL# 213: [VLTG, POTASH JCT 230]
CHNL# 209: [VLTG, EDDY CO 345]
CHNL# 207: [VLTG, TUCO INT 345]
CHNL# 205: [VLTG, HITCHLAND 345]
SPS ANGLES #1
CHNL# 35: [ANGL-PLANT X4 120.000 1]
CHNL# 1: [ANGL-BLACKHAWK1 113.800 1]
CHNL# 23: [ANGL-MUSTANG 1 113.800 1]
CHNL# 11: [ANGL-HARRINGTON1 124.000 1]
CHNL# 4: [ANGL-CUNINGHAM2 120.000 1]
CHNL# 17: [ANGL-TOLK 1 124.000 1]
SPS FLOWS
CHNL# 318: [MW (P),EDDY CNTY-CROSSROADS 345]
CHNL# 316: [MW (P),FINNEY-HOLCOMB 345]
CHNL# 312: [MW (P),TUCO INT-BORDER 345]
CHNL# 308: [MW (P),HITCHLAND-BVRCNTY 345]
CHNL# 306: [MW (P),TUCO INT-O.K.U. 345]
CHNL# 298: [MW (P),WHEELER-STLN-DEMARC 230]
TIME (SECONDS)

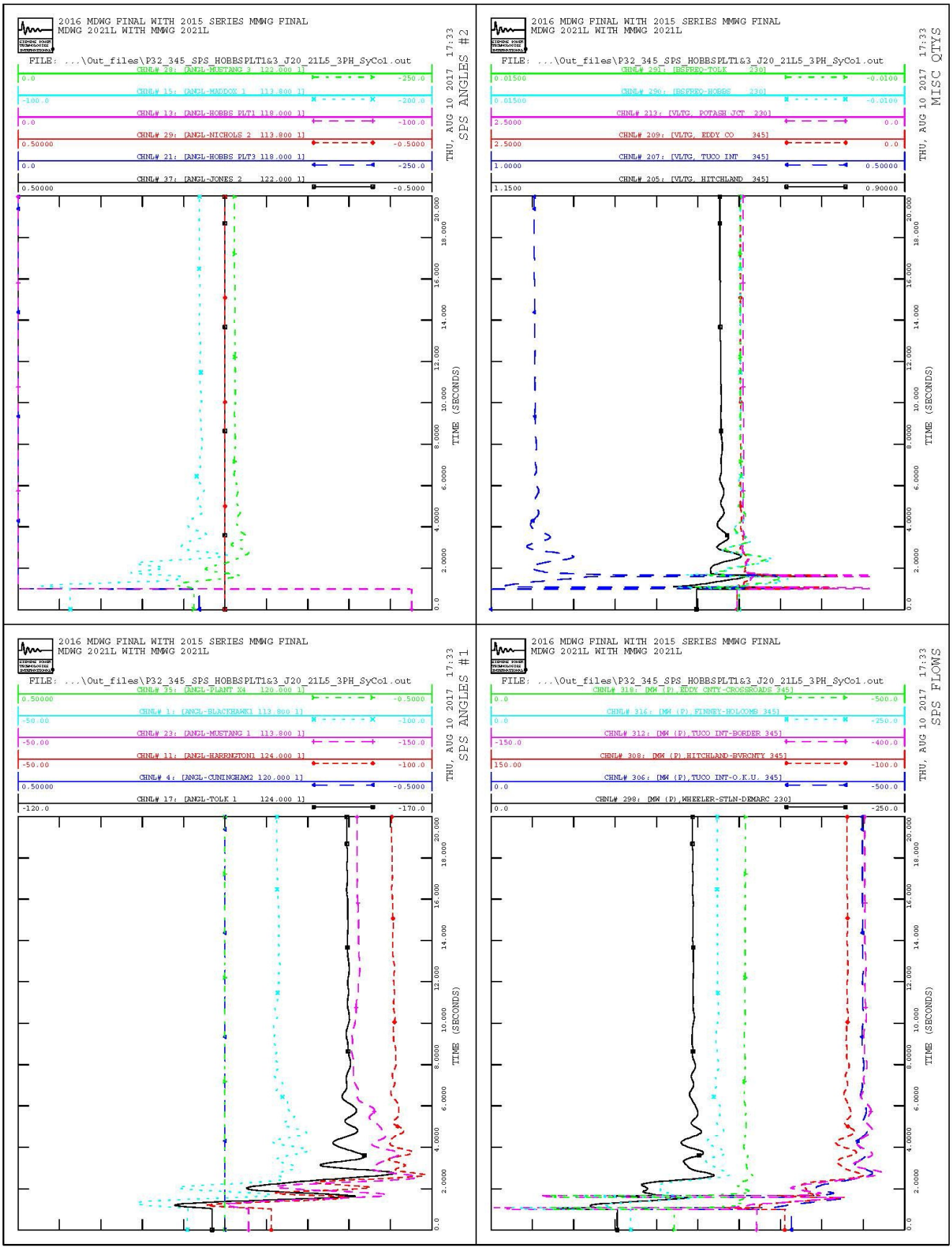
2016 MDWG FINAL WITH 2015 SERIES MMWG FINAL
MDWG 2021L WITH MMWG 2021L
FILE: ...\Out_files\P32_345_SPS_HOBBSPLT1&3_J20_21L5_3PH_SyCo1.out
CHNL# 78: [ANGL-MUSTANG 3 122.000 1]
CHNL# 15: [ANGL-MADDOX 1 113.800 1]
CHNL# 13: [ANGL-HOBBS PLT1 118.000 1]
CHNL# 29: [ANGL-NICHOLS 2 113.800 1]
CHNL# 21: [ANGL-HOBBS PLT3 118.000 1]
CHNL# 37: [ANGL-JONES 2 122.000 1]
THU, AUG 10 2017 17:33
SPS ANGLES #2
TIME (SECONDS)
CHNL# 297: [BSFREQ-TOLK 230]
CHNL# 296: [BSFREQ-HOBBS 230]
CHNL# 213: [VLTG, POTASH JCT 230]
CHNL# 209: [VLTG, EDDY CO 345]
CHNL# 207: [VLTG, TUCO INT 345]
CHNL# 205: [VLTG, HITCHLAND 345]
MISC QTYS
CHNL# 75: [ANGL-PLANT X4 120.000 1]
CHNL# 1: [ANGL-BLACKHAWK1 113.800 1]
CHNL# 23: [ANGL-MUSTANG 1 113.800 1]
CHNL# 11: [ANGL-HARRINGTON1 124.000 1]
CHNL# 4: [ANGL-CUNINGHAM2 120.000 1]
CHNL# 17: [ANGL-TOLK 1 124.000 1]
SPS ANGLES #1
CHNL# 318: [MW (P),EDDY CNTY-CROSSROADS 345]
CHNL# 316: [MW (P),FINNEY-HOLCOMB 345]
CHNL# 312: [MW (P),TUCO INT-BORDER 345]
CHNL# 308: [MW (P),HITCHLAND-BVRCNTY 345]
CHNL# 306: [MW (P),TUCO INT-O.K.U. 345]
CHNL# 298: [MW (P),WHEELER-STLN-DEMARC 230]
SPS FLOWS

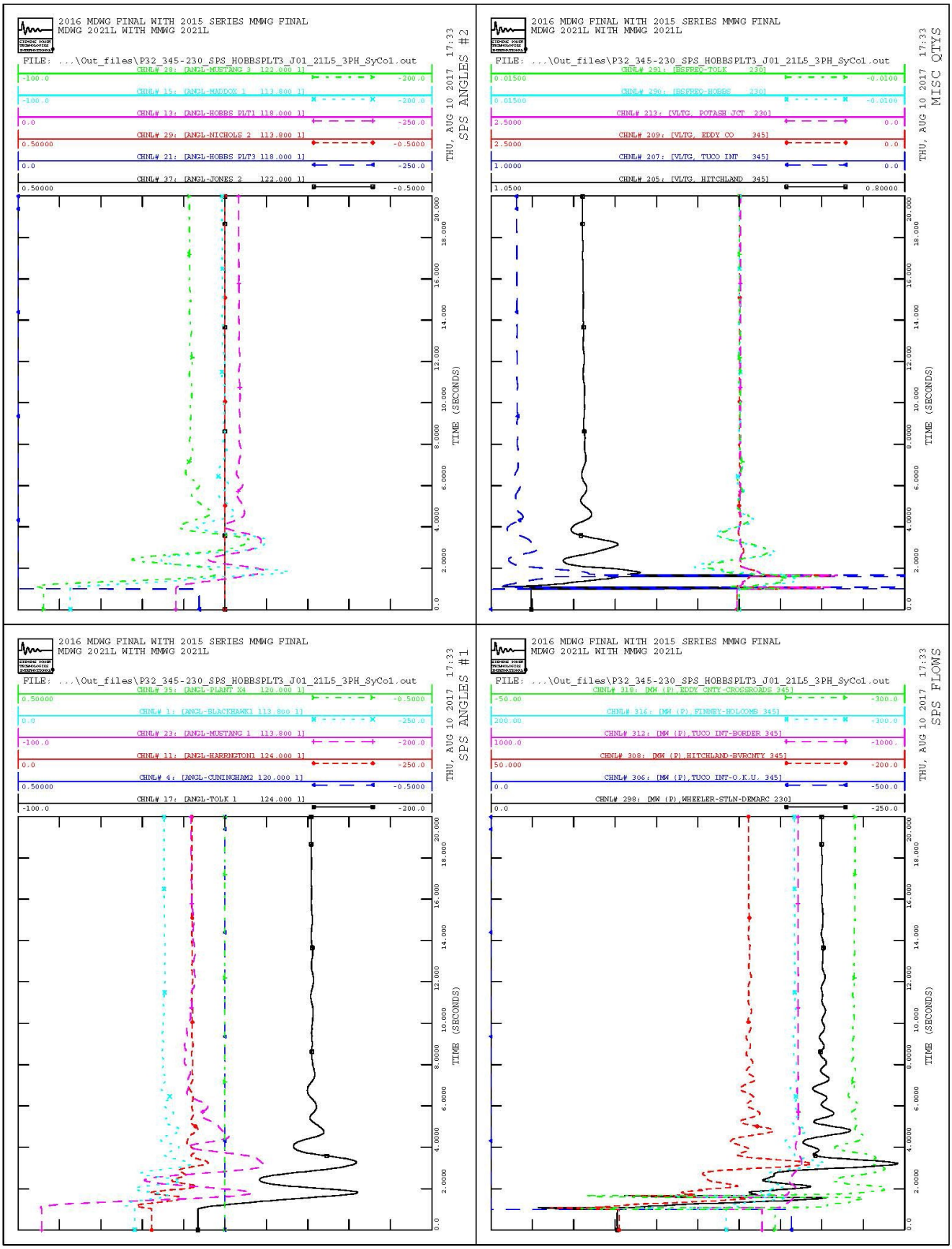
2016 MDWG FINAL WITH 2015 SERIES MMWG FINAL
MDWG 2021L WITH MMWG 2021L
FILE: ...\Out_files\P32_345-230_SPS_HOBBSPLT3_J01_21L5_3PH_SyCo1.out
THU, AUG 10 2017 17:33
SPS ANGLES #2
CHNL# 28: [ANGL-MUSTANG 3 122.000 1]
CHNL# 15: [ANGL-MADDOX 1 113.800 1]
CHNL# 13: [ANGL-HOBBS PLT1 118.000 1]
CHNL# 29: [ANGL-NICHOLS 2 113.800 1]
CHNL# 21: [ANGL-HOBBS PLT3 118.000 1]
CHNL# 37: [ANGL-JONES 2 122.000 1]
TIME (SECONDS)
MISC QTYS
CHNL# 291: [BSPREG-TOLK 230]
CHNL# 290: [BSPREG-HOBBS 230]
CHNL# 213: [VLTG, POTASH JCT 230]
CHNL# 209: [VLTG, EDDY CO 345]
CHNL# 207: [VLTG, TUCO INT 345]
CHNL# 205: [VLTG, HITCHLAND 345]
SPS ANGLES #1
CHNL# 35: [ANGL-PLANT X4 120.000 1]
CHNL# 1: [ANGL-BLACKHAWK1 113.800 1]
CHNL# 23: [ANGL-MUSTANG 1 113.800 1]
CHNL# 11: [ANGL-HARRINGTON1 124.000 1]
CHNL# 4: [ANGL-CUNINGHAM2 120.000 1]
CHNL# 17: [ANGL-TOLK 1 124.000 1]
SPS FLOWS
CHNL# 318: [MW (P),EDDY CNTY-CROSSROADS 345]
CHNL# 316: [MW (P),FINNEY-HOLCOMB 345]
CHNL# 312: [MW (P),TUCO INT-BORDER 345]
CHNL# 308: [MW (P),HITCHLAND-BVRCNTY 345]
CHNL# 306: [MW (P),TUCO INT-O.K.U. 345]
CHNL# 298: [MW (P),WHEELER-STLN-DEMARC 230]