



TAKE ADVANTAGE OF LED REBATES AND START SAVING



LED REBATES AVAILABLE

To help our customers save on up-front costs as they transition to energy-saving LED technology, we've increased our line of LED rebate offers available.

Why upgrade to LEDs?

According to the U.S. Department of Energy, LEDs offer the potential for cutting general lighting energy use nearly in half by 2030, saving energy dollars and carbon emissions in the process. Additionally, they offer several advantages over conventional lighting:

- A long life span, which can help reduce replacement and maintenance costs
- They create a bright environment that can help improve the safety and comfort of your employees and customers
- Durability and reliability—they're less prone to breakage and contain no mercury

What's new?

As of August 1 2021, we have expanded our new construction rebates to include rebates on linear tubes, occupancy sensors, stairwell fixtures and linear ambient kits.

LED rebates available – If the fixture is within + or – 10% of the lowest and highest wattages for the rebated product, the fixture can qualify for a prescriptive rebate. If not, then it could be eligible for a custom rebate.

LED direct linear ambient fixtures

Replace your fluorescent linear ambient T5, T8 and T12 fixtures with LEDs.

Fixture Type	Retrofit Rebate		New Construction Rebate	
	Non-DLC	DLC-Qualified*	Non-DLC	DLC-Qualified*
LED direct linear ambient fixtures and kits				
10W–35W	\$15/fixture	\$20/fixture	\$11.25/fixture	\$15/fixture
36W–60W	\$18.75/fixture	\$25/fixture	\$15/fixture	\$20/fixture
61W–100W	\$28.50/fixture	\$38/fixture	\$18.75/fixture	\$25/fixture
LED direct linear ambient kits				
10W–35W	\$11.25/fixture	\$15/fixture	\$7.5/fixture	\$10/fixture
36W–60W	\$15/fixture	\$20/fixture	\$11.25/fixture	\$15/fixture
61W–100W	\$22.50/fixture	\$30/fixture	\$15/fixture	\$20/fixture

LED downlight fixtures

Often used in retail areas, conference rooms, bars and restaurants, LED downlights are commonly attached to dimmer switches to create optimal settings.

Lamp Type	Retrofit Rebate		New Construction Rebate	
	Non-Energy Star	Energy Star-Qualified*	Non-Energy Star	Energy Star-Qualified*
Replace incandescent systems				
8W–25W	\$26.50/fixture	\$35/fixture	\$18.75/fixture	\$25/fixture
26W–50W	\$37.50/fixture	\$50/fixture	\$30/fixture	\$40/fixture
Replace fluorescent systems				
10W–25W	\$18.75/fixture	\$25/fixture	N/A	N/A
26W–50W	\$26.25/fixture	\$35/fixture	N/A	N/A
Screw-in LEDs and LED retrofit fixture (screw-in downlights)				
Qualified screw-in or pin-based LED lamps and LED downlight solid state retrofit kits are available for instant rebates at time of purchase through participating distributors. Visit businessledinstantrebate.com/Locator/Distributors to find a distributor near you.				

LED exit signs

Replace incandescent exit signs with LEDs for energy-saving benefits.

Fixture Type	Retrofit Rebate		New Construction Rebate	
	Non-DLC	DLC-Qualified*	Non-DLC	DLC-Qualified*
LED exit sign	\$25/fixture	N/A	N/A	N/A

LED high/low bay fixtures and retrofit kits

Replace HID or fluorescent high bays with LED high bays in warehouses, gymnasiums or grocery stores.

Fixture Type		Retrofit Rebate		New Construction Rebate	
		Non-DLC	DLC-Qualified*	Non-DLC	DLC-Qualified*
LED high/low bay fixtures and retrofit kits replacing HID's					
LED high-bay fixtures	75W–94W	\$37.50	\$50	\$30/fixture	\$40/fixture
	95W–189W	\$67.50	\$90	\$60/fixture	\$80/fixture
	190W–290W	\$75	\$100	\$67.50/fixture	\$90/fixture
	291W–464W	\$150	\$200	\$82.50/fixture	\$110/fixture
	465W–625W	\$187.50	\$250	\$86.25/fixture	\$115/fixture
LED high-bay retrofit kits	75W–94W	\$22.50	\$30	N/A	N/A
	95W–189W	\$22.50	\$30	N/A	N/A
	190W–290W	\$30	\$40	N/A	N/A
	291W–464W	\$37.50	\$50	N/A	N/A
	465W–625W	\$78.75	\$105	N/A	N/A

Continued on next page

*To qualify for a rebate, these LED products must be either found on or comparable to the DesignLights Consortium’s (DLC) Qualified Product and/or ENERGY STAR lists. The DLC QPL is available at designlights.org/QPL. The DLC establishes specifications for high-efficiency, high-quality commercial lighting solutions and maintains listings of qualified products. Note: Rebates are subject to full program eligibility, participation requirements and restrictions available at xcelenergy.com/lightingefficiency. Rebate levels are subject to change.

LED rebates available – If the fixture is within + or – 10% of the lowest and highest wattages for the rebated product, the fixture can qualify for a prescriptive rebate. If not, then it could be eligible for a custom rebate.

LED high/low bay fixtures and retrofit kits (continued)

Fixture Type		Retrofit Rebate		New Construction Rebate	
		Non-DLC	DLC-Qualified*	Non-DLC	DLC-Qualified*
LED high/low bay fixtures and retrofit kits replacing T12, T8, or T5 fluorescent fixtures					
LED high-bay fixtures	75W–94W	\$37.50	\$50	\$30/fixture	\$40/fixture
	95W–189W	\$67.50	\$90	\$60/fixture	\$80/fixture
	190W–290W	\$75	\$100	\$67.50/fixture	\$90/fixture
	291W–464W	\$97.50	\$130	\$82.50/fixture	\$110/fixture
	465W–625W	\$123.75	\$165	\$86.25/fixture	\$115/fixture
LED high-bay retrofit kits	75W–94W	\$22.50	\$30	N/A	N/A
	95W–189W	\$22.50	\$30	N/A	N/A
	190W–290W	\$30	\$40	N/A	N/A
	291W–464W	\$37.50	\$50	N/A	N/A
	465W–625W	\$78.75	\$105	N/A	N/A

LED linear tubes

LED tubes provide an easy and simple solution to increase energy savings. Replace your T5, T8 or T12 fluorescents with LED tubes.

Lamp Type		Retrofit Rebate		New Construction Rebate	
		Non-DLC	DLC-Qualified*	Non-DLC	DLC-Qualified*
T5 and T8 linear tubes	Type A, 2’ or 4’	\$1.50/tube	\$2/tube	\$1.50/tube	\$2/tube
	Type B, 2’ or 4’	\$2.25/tube	\$3/tube	\$2.25/tube	\$3/tube
	Type C, 2’ or 4’	\$3.75/tube	\$5/tube	\$3.75/tube	\$5/tube

LED mogul screw-base replacements for HID lamps

Reduce maintenance costs and improve light quality by replacing mogul screw-based HID lamps with energy efficient LED replacements.

Lamp Type	Retrofit Rebate		New Construction Rebate	
	Non-DLC	DLC-Qualified*	Non-DLC	DLC*
30W–39W	\$22.50/lamp	\$30/lamp	N/A	N/A
40W–49W	\$30/lamp	\$40/lamp	N/A	N/A
50W–79W	\$37.50/lamp	\$50/lamp	N/A	N/A
80W–119W	\$45/lamp	\$60/lamp	N/A	N/A
120W–230W	\$56.25/lamp	\$75/lamp	N/A	N/A

LED PL lamps

Replace pin-based CFLs with LED PL lamps (2-pin or 4-pin). These lamps, often found in office buildings, retail stores and schools, are designed to be “plug and play” and operate directly off existing CFL ballasts

Lamp Type	Retrofit Rebate		New Construction Rebate	
	Non-DLC	DLC-Qualified*	Non-DLC	DLC-Qualified*
5W–21W	\$5.25/lamp	\$7/lamp	N/A	N/A

LED refrigerated case lighting for 5- and 6-foot doors


Replace fluorescent display case lighting with LEDs—they perform better in cold temperatures, emit less heat and improve packaging appearance.

Fixture Type	Retrofit Rebate		New Construction Rebate	
	Non-DLC	DLC-Qualified*	Non-DLC	DLC-Qualified*
Cooler or freezer case	\$33.75/door	\$45/door	\$26.25/door	\$35/door

*To qualify for a rebate, these LED products must be either found on or comparable to the DesignLights Consortium’s (DLC) Qualified Product and/or ENERGY STAR lists. The DLC QPL is available at designlights.org/QPL. The DLC establishes specifications for high-efficiency, high-quality commercial lighting solutions and maintains listings of qualified products. Note: Rebates are subject to full program eligibility, participation requirements and restrictions available at xcelenergy.com/lightingefficiency. Rebate levels are subject to change.


LED rebates available – If the fixture is within + or – 10% of the lowest and highest wattages for the rebated product, the fixture can qualify for a prescriptive rebate. If not, then it could be eligible for a custom rebate.

Interior applications



LED stairwell fixtures
Replace traditional fluorescent lighting systems with LED troffers in offices and other commercial spaces (1x4, 2x2, or 2x4).


Fixture Type	Retrofit Rebate		New Construction Rebate	
	Non-DLC	DLC-Qualified*	Non-DLC	DLC-Qualified*
20W–60W	\$30/fixture	\$40/fixture	\$22.50/fixture	\$30/fixture



LED troffer fixtures
Replace traditional fluorescent lighting systems with LED troffers in offices and other commercial spaces (1x4, 2x2, or 2x4).

Fixture Type	Retrofit Rebate		New Construction Rebate	
	Non-DLC	DLC-Qualified*	Non-DLC	DLC-Qualified*
LED troffer fixtures	\$22.50/fixture	\$30/fixture	\$22.50/fixture	\$30/fixture
LED troffer retrofit kit	\$22.50/fixture	\$30/fixture	N/A	N/A


Lighting controls



Standalone and networked lighting controls
Add lighting controls to any LED interior retrofit and parking garage retrofit projects to increase your energy savings. Excludes facilities/spaces where occupancy sensors are required by the MN building or ASHRAE 90.1-2019 9.4.1.1[h] codes.

Control Type	Retrofit Rebate	New Construction Rebate
Occupancy sensor	\$0.05/watt	\$0.05/watt
Daylighting (photocell) sensor	\$0.10/watt	N/A
Occupancy and daylighting (photocell) sensor	\$0.15/watt	N/A
Networked Lighting Control (NLC)	\$0.40/watt	N/A


Parking garage installations



LED parking garage fixtures
Many parking garages are lit 24 hours a day, 365 days a year. Replacing fluorescent or HID fixtures with LEDs can help deliver significant energy savings.

Fixture Type	Retrofit Rebate		New Construction Rebate	
	Non-DLC	DLC-Qualified*	Non-DLC	DLC-Qualified*
25W–60W	\$86.25/fixture	\$115/fixture	\$18.75/fixture	\$25/fixture
61W–83W	\$93.75/fixture	\$125/fixture	\$26.25/fixture	\$35/fixture


Parking garage installations



LED parking garage wall pack fixtures
Increase security and appearance of your building’s exterior area or parking garage with high-quality, directional LED output.

Fixture Type	Retrofit Rebate		New Construction Rebate	
	Non-DLC	DLC-Qualified*	Non-DLC	DLC-Qualified*
10W–25W	\$22.50/fixture	\$30/fixture	\$11.25/fixture	\$15/fixture
26W–60W	\$45/fixture	\$60/fixture	\$22.50/fixture	\$30/fixture
61W–150W	\$56.25/fixture	\$75/fixture	\$37.50/fixture	\$50/fixture


Exterior installations



LED canopy fixtures
Creating a clean, safe and inviting appearance, these fixtures are ideal for gas station and convenient store overhangs.

Fixture Type	Retrofit Rebate		New Construction Rebate	
	Non-DLC	DLC-Qualified*	Non-DLC	DLC-Qualified*
25W–60W	\$15/fixture	\$20/fixture	\$15/fixture	\$20/fixture
61W–150W	\$18.75/fixture	\$25/fixture	\$18.75/fixture	\$25/fixture

Exterior installations




LED exterior wall pack fixtures
Increase security and appearance of your building’s exterior area. Parking garage wall packs are above with high-quality, directional LED output.

Fixture Type	Retrofit Rebate		New Construction Rebate	
	Non-DLC	DLC-Qualified*	Non-DLC	DLC-Qualified*
10W–25W	\$11.25/fixture	\$15/fixture	\$11.25/fixture	\$15/fixture
26W–60W	\$22.50/fixture	\$30/fixture	\$22.50/fixture	\$30/fixture
61W–150W	\$37.50/fixture	\$50/fixture	\$45/fixture	\$50/fixture

*To qualify for a rebate, these LED products must be either found on or comparable to the DesignLights Consortium’s (DLC) Qualified Product and/or ENERGY STAR lists. The DLC QPL is available at designlights.org/QPL. The DLC establishes specifications for high-efficiency, high-quality commercial lighting solutions and maintains listings of qualified products. Note: Rebates are subject to full program eligibility, participation requirements and restrictions available at xcelenergy.com/lightingefficiency. Rebate levels are subject to change.


LED rebates available – If the fixture is within + or – 10% of the lowest and highest wattages for the rebated product, the fixture can qualify for a prescriptive rebate. If not, then it could be eligible for a custom rebate.

Exterior installations



LED outdoor area lighting fixtures
Improve safety and aesthetics of outdoor areas, including walls, park lamps, path lighting, parking lots and pedestrian street lights.

Fixture Type	Retrofit Rebate		New Construction Rebate	
	Non-DLC	DLC-Qualified*	Non-DLC	DLC-Qualified*
45W–65W	\$26.25/fixture	\$35/fixture	\$26.25/fixture	\$35/fixture
66W–89W	\$26.25/fixture	\$35/fixture	\$26.25/fixture	\$35/fixture
90W–119W	\$30/fixture	\$40/fixture	\$30/fixture	\$40/fixture
120W–139W	\$37.50/fixture	\$50/fixture	\$37.50/fixture	\$50/fixture
140W–199W	\$45/fixture	\$60/fixture	\$45/fixture	\$60/fixture
200W–550W	\$67.50/fixture	\$90/fixture	\$67.50/fixture	\$90/fixture



LED street lighting fixtures
Increase nighttime visibility by replacing existing HID fixtures with LEDs or install new LED fixtures on streets and roadways.

Fixture Type	Retrofit Rebate		New Construction Rebate	
	Non-DLC	DLC-Qualified*	Non-DLC	DLC-Qualified*
30W–44W	\$11.25/fixture	\$15/fixture	\$11.25/fixture	\$15/fixture
45W–55W	\$18.75/fixture	\$25/fixture	\$18.75/fixture	\$25/fixture
56W–79W	\$18.75/fixture	\$25/fixture	\$18.75/fixture	\$25/fixture
80W–109W	\$18.75/fixture	\$25/fixture	\$18.75/fixture	\$25/fixture
110W–139W	\$30/fixture	\$40/fixture	\$30/fixture	\$40/fixture
140W–209W	\$37.50/fixture	\$50/fixture	\$37.50/fixture	\$50/fixture

*To qualify for a rebate, these LED products must be either found on or comparable to the DesignLights Consortium’s (DLC) Qualified Product and/or ENERGY STAR lists. The DLC QPL is available at designlights.org/QPL. The DLC establishes specifications for high-efficiency, high-quality commercial lighting solutions and maintains listings of qualified products. Note: Rebates are subject to full program eligibility, participation requirements and restrictions available at xcelenergy.com/lightingefficiency. Rebate levels are subject to change.

GET STARTED ON AN ENERGY-SAVING LED PROJECT

To learn more about our Lighting Efficiency Rebate program, contact your account manager or our energy advisors at **855-839-8862**. Join thousands of other local businesses that have taken advantage of our rebates to make energy-saving lighting improvements.

Visit xcelenergy.com/LightingEfficiency for more information.

